



Townsville QLD Professional

Race 5: HORAN & BIRD QTIS Three-Year-Old Handicap - 1400m

17 May 2024 - 15:20



Track Rating: Good 4, Weather: Fine, Rail Position: +4.5m 1000-W/Post; +3m Remainder

Section	Field Times	Overall	1200m	1000m	800m	600m	400m	Last 600m					
		1:22.47 (0:13.96)	1:08.51 (0:11.01)	0:57.50 (0:11.50)	0:46.00 (0:11.61)	0:34.39 (0:11.50)	0:22.89 (0:11.27)	0:34.39					
Rank	TAB	Horse/Jockey	Barrier	Top Speed [km/h]	Fastest Section				Distance Travelled [m]				
1	4	SWEET KISSES Jackson Murphy	11	68.0 Overall	0:11.01 1200m	1:22.47 [1] (0:13.96)	1:08.51 [1] (0:11.01)	0:57.50 [1] (0:11.50)	0:46.00 [1] (0:11.61)	0:34.39 [1] (0:11.50)	0:22.89 [1] (0:11.27)	0:34.39	
2	2	READY TO PARDON Ryan Wiggins	2	65.8 1200m	0:11.22 1200m	1:23.22 [2] (0:14.54)	1:08.68 [6] (0:11.22)	0:57.46 [6] (0:11.37)	0:46.09 [5] (0:11.38)	0:34.71 [5] (0:11.39)	0:23.32 [4] (0:11.40)	0:34.71	+0
3	1	BEAU RAIN Lachlan Overall	7	67.3 Overall	0:11.13 1200m	1:23.42 [3] (0:14.21)	1:09.21 [3] (0:11.13)	0:58.08 [3] (0:11.54)	0:46.54 [4] (0:11.43)	0:35.11 [4] (0:11.62)	0:23.49 [5] (0:11.73)	0:35.11	+9
4	9	PURPOSE 'N' VISION Adrian Layt	9	68.6 Overall	0:11.04 1200m	1:23.55 [4] (0:14.13)	1:09.42 [2] (0:11.04)	0:58.38 [2] (0:11.56)	0:46.82 [3] (0:11.49)	0:35.33 [3] (0:11.59)	0:23.74 [3] (0:11.61)	0:35.33	+5
5	6	CRAICARO Chris Whiteley	6	67.2 600m	0:11.26 400m	1:23.56 [5] (0:14.74)	1:08.82 [7] (0:11.32)	0:57.50 [7] (0:11.52)	0:45.98 [8] (0:11.52)	0:34.46 [10] (0:11.29)	0:23.17 [10] (0:11.26)	0:34.46	+10
6	7	FLORAL CODE Wanderson D'Avila	4	66.2 1200m	0:11.04 1200m	1:23.57 [6] (0:14.35)	1:09.22 [4] (0:11.04)	0:58.18 [4] (0:11.30)	0:46.88 [2] (0:11.45)	0:35.43 [2] (0:11.47)	0:23.96 [2] (0:11.60)	0:35.43	-1
7	5	YELLOWSTONE BETH Justin Stanley	5	66.1 600m	0:11.20 600m	1:23.75 [7] (0:14.90)	1:08.85 [9] (0:11.28)	0:57.57 [9] (0:11.46)	0:46.11 [9] (0:11.26)	0:34.85 [8] (0:11.20)	0:23.65 [6] (0:11.55)	0:34.85	-2
8	10	BOLD TYRANT Cody Collis	12	65.9 800m	0:11.25 1200m	1:23.76 [8] (0:15.04)	1:08.72 [11] (0:11.25)	0:57.47 [10] (0:11.56)	0:45.91 [11] (0:11.45)	0:34.46 [11] (0:11.32)	0:23.14 [11] (0:11.49)	0:34.46	+7
9	11	MOON MISSILE Jason Taylor	8	66.1 1200m	0:11.19 1200m	1:23.81 [9] (0:14.88)	1:08.93 [8] (0:11.19)	0:57.74 [8] (0:11.29)	0:46.45 [7] (0:11.28)	0:35.17 [6] (0:11.47)	0:23.70 [7] (0:11.53)	0:35.17	-3
10	12	MISS FARSTAR Scott Sheargold	1	65.6 600m	0:11.27 1200m	1:23.96 [10] (0:15.03)	1:08.93 [10] (0:11.27)	0:57.66 [11] (0:11.42)	0:46.24 [10] (0:11.34)	0:34.90 [9] (0:11.31)	0:23.59 [9] (0:11.45)	0:34.90	-1

Scratched: Central Park (#3)



Townsville QLD Professional
Race 5: HORAN & BIRD QTIS Three-Year-Old Handicap - 1400m
17 May 2024 - 15:20



Track Rating: Good 4, Weather: Fine, Rail Position: +4.5m 1000-W/Post; +3m Remainder

Section	Overall	1200m	1000m	800m	600m	400m	Last 600m
Field Times	1:22.47 (0:13.96)	1:08.51 (0:11.01)	0:57.50 (0:11.50)	0:46.00 (0:11.61)	0:34.39 (0:11.50)	0:22.89 (0:11.27)	0:34.39

Rank	TAB	Horse/Jockey	Barrier	Top Speed [km/h]	Fastest Section	Overall	1200m	1000m	800m	600m	400m	Last 600m	Distance Travelled [m]
11	8	MISHANI PERFECTION	3	65.6	0:11.27	1:23.97 [11]	1:09.62 [5]	0:58.35 [5]	0:46.79 [6]	0:35.32 [7]	0:23.82 [8]	0:35.32	+3
		Nathan Thomas		1200m	1200m	(0:14.35)	(0:11.27)	(0:11.56)	(0:11.47)	(0:11.50)	(0:11.54)		

Scratched: Central Park (#3)



Townsville QLD Professional

Race 5: HORAN & BIRD QTIS Three-Year-Old Handicap - 1400m



17 May 2024 - 15:20

Track Rating: Good 4, Weather: Fine, Rail Position: +4.5m 1000-W/Post; +3m Remainder

Section							200m			Last 600m
Field Times							0:11.62			0:34.39
							(0:11.62)			
Rank	TAB	Horse/Jockey	Barrier	Top Speed [km/h]	Fastest Section	Margin			Distance Travelled [m]	
1	4	SWEET KISSES	11	68.0	0:11.01	0:11.62 [1]	1:22.47		0:34.39	
		Jackson Murphy		Overall	1200m	(0:11.62)				
2	2	READY TO PARDON	2	65.8	0:11.22	0:11.92 [3]	4.39L		0:34.71 +0	
		Ryan Wiggins		1200m	1200m	(0:11.92)				
3	1	BEAU RAIN	7	67.3	0:11.13	0:11.76 [8]	5.6L		0:35.11 +9	
		Lachlan Overall		Overall	1200m	(0:11.76)				
4	9	PURPOSE 'N' VISION	9	68.6	0:11.04	0:12.13 [4]	6.38L		0:35.33 +5	
		Adrian Layt		Overall	1200m	(0:12.13)				
5	6	CRAICARO	6	67.2	0:11.26	0:11.91 [6]	6.43L		0:34.46 +10	
		Chris Whiteley		600m	400m	(0:11.91)				
6	7	FLORAL CODE	4	66.2	0:11.04	0:12.36 [2]	6.49L		0:35.43 -1	
		Wanderson D'Avila		1200m	1200m	(0:12.36)				
7	5	YELLOWSTONE BETH	5	66.1	0:11.20	0:12.10 [7]	7.54L		0:34.85 -2	
		Justin Stanley		600m	600m	(0:12.10)				
8	10	BOLD TYRANT	12	65.9	0:11.25	0:11.65 [11]	7.59L		0:34.46 +7	
		Cody Collis		800m	1200m	(0:11.65)				
9	11	MOON MISSILE	8	66.1	0:11.19	0:12.17 [5]	7.91L		0:35.17 -3	
		Jason Taylor		1200m	1200m	(0:12.17)				
10	12	MISS FARSTAR	1	65.6	0:11.27	0:12.14 [10]	8.76L		0:34.90 -1	
		Scott Sheargold		600m	1200m	(0:12.14)				

Scratched: Central Park (#3)



Townsville QLD Professional
Race 5: HORAN & BIRD QTIS Three-Year-Old Handicap - 1400m
17 May 2024 - 15:20



Track Rating: Good 4, Weather: Fine, Rail Position: +4.5m 1000-W/Post; +3m Remainder

Section				200m				Last 600m		
Field Times				0:11.62 (0:11.62)				0:34.39		
Rank	TAB	Horse/Jockey	Barrier	Top Speed [km/h]	Fastest Section	Margin			Distance Travelled [m]	
11	8	MISHANI PERFECTION	3	65.6	0:11.27	0:12.28 [9]	8.85L		0:35.32	+3
		Nathan Thomas		1200m	1200m	(0:12.28)				

Scratched: Central Park (#3)



Horse/Jockey Name	Sweet Kisses
Final Rank	1
Fastest Section Time (Section)	0:11.01 (1200m)
Top Speed [km/h] (Section)	68.0 (Overall)
Race State	Finished



Townsville QLD Professional

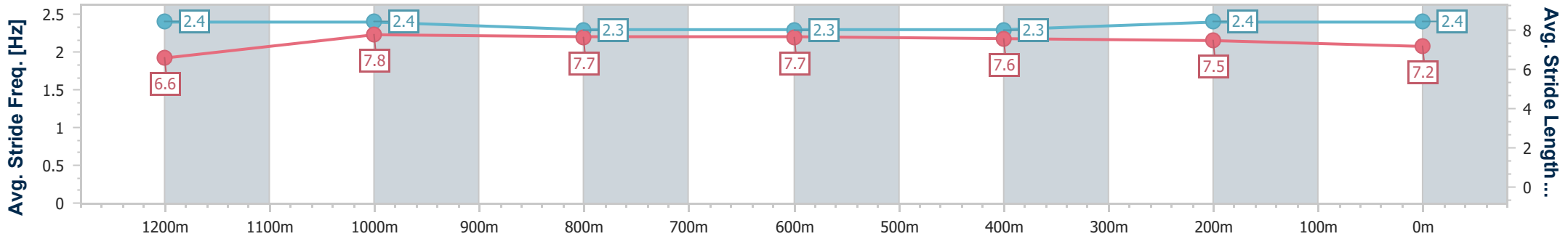
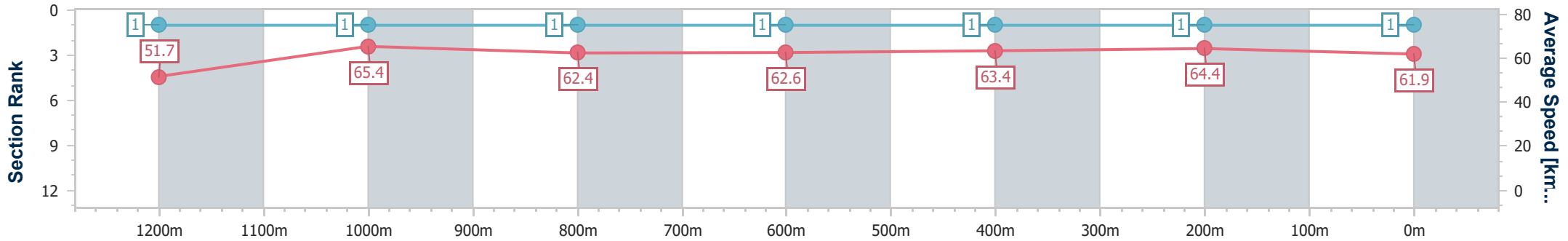
Race 5: HORAN & BIRD QTIS Three-Year-Old Handicap - 1400m

17 May 2024 - 15:20

Track Rating: Good 4, Weather: Fine, Rail Position: +4.5m 1000-
W/Post; +3m Remainder



Section	Overall	1200m	1000m	800m	600m	400m	200m
Section Times	1:22.47 [1] (0:13.96)	1:08.51 [1] (0:11.01)	0:57.50 [1] (0:11.50)	0:46.00 [1] (0:11.61)	0:34.39 [1] (0:11.50)	0:22.89 [1] (0:11.27)	0:11.62 [1] (0:11.62)
Average Speed [km/h]	51.7	65.4	62.4	62.6	63.4	64.4	61.9
Top Speed [km/h]	68.0	67.6	63.4	63.2	64.8	65.8	65.5
Avg. Dist. to Rail [m]	10.9	1.4	0.8	1.6	3.1	4.1	5.3
Avg. Stride Freq. [Hz]	2.4	2.4	2.3	2.3	2.3	2.4	2.4
Avg. Stride Length [m]	6.6	7.8	7.7	7.7	7.6	7.5	7.2



- [] Ranking at each section and finish
- .-.- No data available at this section
- NA No data available



Horse/Jockey Name	Ready To Pardon
Final Rank	2
Fastest Section Time (Section)	0:11.22 (1200m)
Top Speed [km/h] (Section)	65.8 (1200m)
Race State	Finished



Townsville QLD Professional

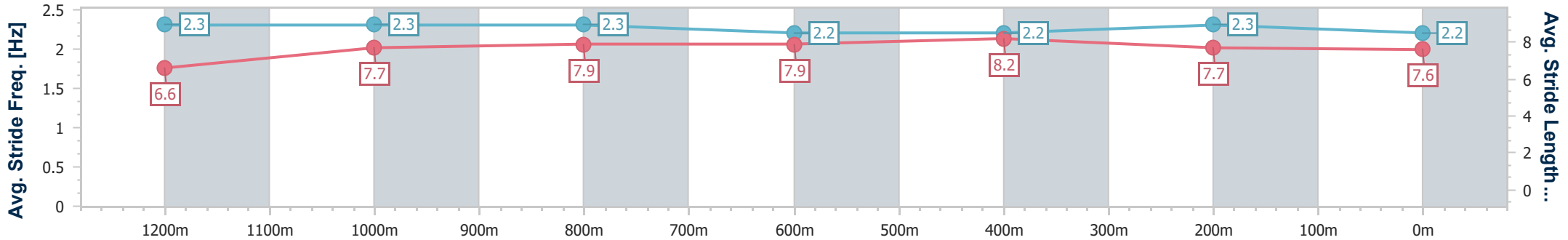
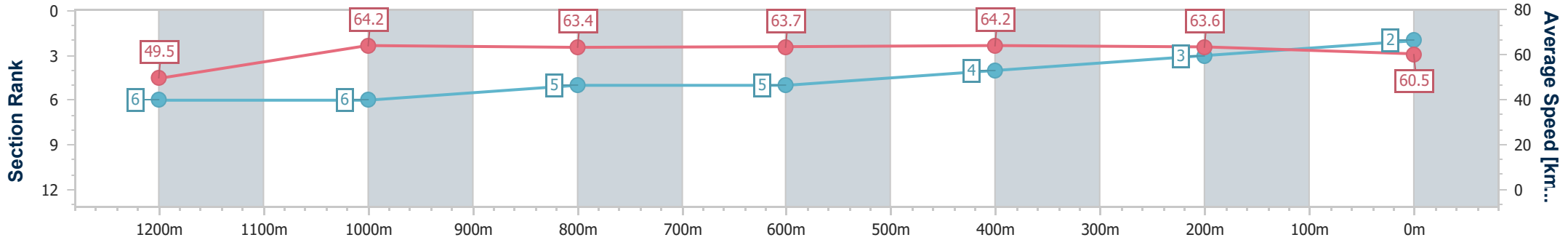
Race 5: HORAN & BIRD QTIS Three-Year-Old Handicap - 1400m

17 May 2024 - 15:20

Track Rating: Good 4, Weather: Fine, Rail Position: +4.5m 1000-
W/Post; +3m Remainder



Section	Overall	1200m	1000m	800m	600m	400m	200m
Section Times	1:23.22 [2] (0:14.54)	1:08.68 [6] (0:11.22)	0:57.46 [6] (0:11.37)	0:46.09 [5] (0:11.38)	0:34.71 [5] (0:11.39)	0:23.32 [4] (0:11.40)	0:11.92 [3] (0:11.92)
Average Speed [km/h]	49.5	64.2	63.4	63.7	64.2	63.6	60.5
Top Speed [km/h]	64.0	65.8	65.0	64.8	64.8	64.5	63.8
Avg. Dist. to Rail [m]	3.4	1.5	0.4	1.7	3.3	4.5	5.3
Avg. Stride Freq. [Hz]	2.3	2.3	2.3	2.2	2.2	2.3	2.2
Avg. Stride Length [m]	6.6	7.7	7.9	7.9	8.2	7.7	7.6



- [] Ranking at each section and finish
- .-.- No data available at this section
- NA No data available



Horse/Jockey Name	Beau Rain
Final Rank	3
Fastest Section Time (Section)	0:11.13 (1200m)
Top Speed [km/h] (Section)	67.3 (Overall)
Race State	Finished



Townsville QLD Professional

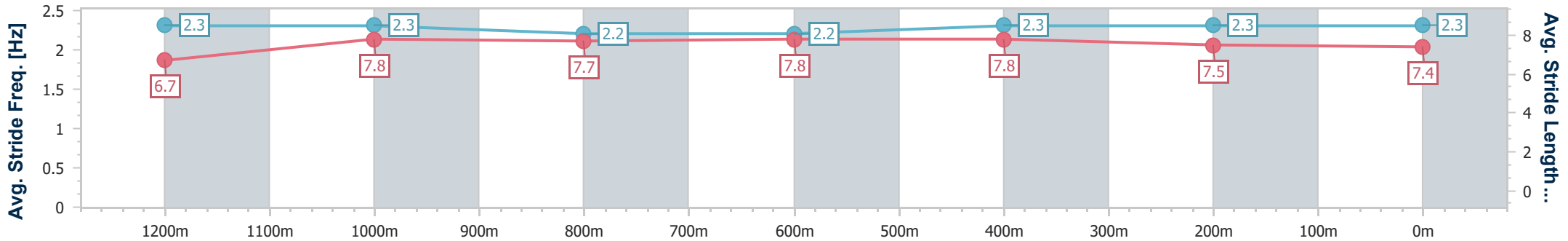
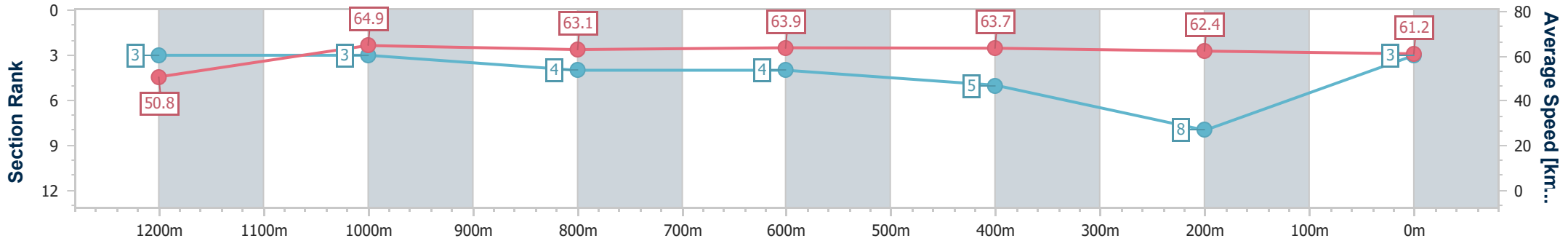
Race 5: HORAN & BIRD QTIS Three-Year-Old Handicap - 1400m

17 May 2024 - 15:20

Track Rating: Good 4, Weather: Fine, Rail Position: +4.5m 1000-
W/Post; +3m Remainder



Section	Overall	1200m	1000m	800m	600m	400m	200m
Section Times	1:23.42 [3] (0:14.21)	1:09.21 [3] (0:11.13)	0:58.08 [3] (0:11.54)	0:46.54 [4] (0:11.43)	0:35.11 [4] (0:11.62)	0:23.49 [5] (0:11.73)	0:11.76 [8] (0:11.76)
Average Speed [km/h]	50.8	64.9	63.1	63.9	63.7	62.4	61.2
Top Speed [km/h]	67.3	67.3	64.0	65.2	65.5	64.0	63.5
Avg. Dist. to Rail [m]	10.0	4.6	2.4	3.1	6.0	9.1	9.8
Avg. Stride Freq. [Hz]	2.3	2.3	2.2	2.2	2.3	2.3	2.3
Avg. Stride Length [m]	6.7	7.8	7.7	7.8	7.8	7.5	7.4



- [] Ranking at each section and finish
- .-.- No data available at this section
- NA No data available



Horse/Jockey Name	Purpose 'N' Vision
Final Rank	4
Fastest Section Time (Section)	0:11.04 (1200m)
Top Speed [km/h] (Section)	68.6 (Overall)
Race State	Finished



Townsville QLD Professional

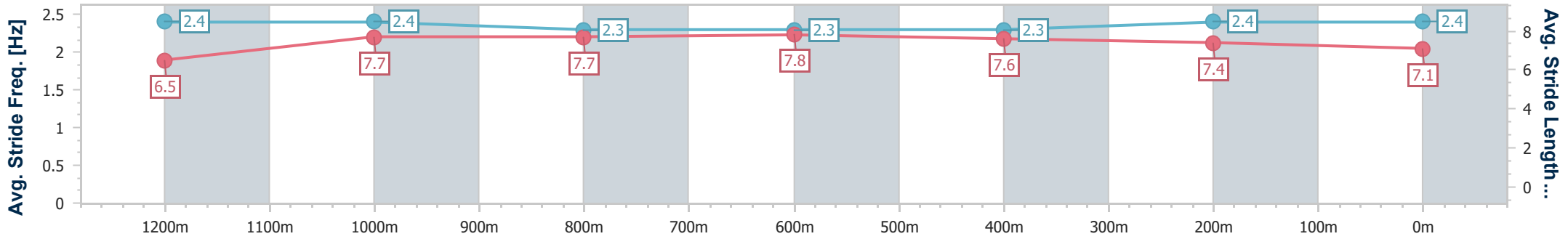
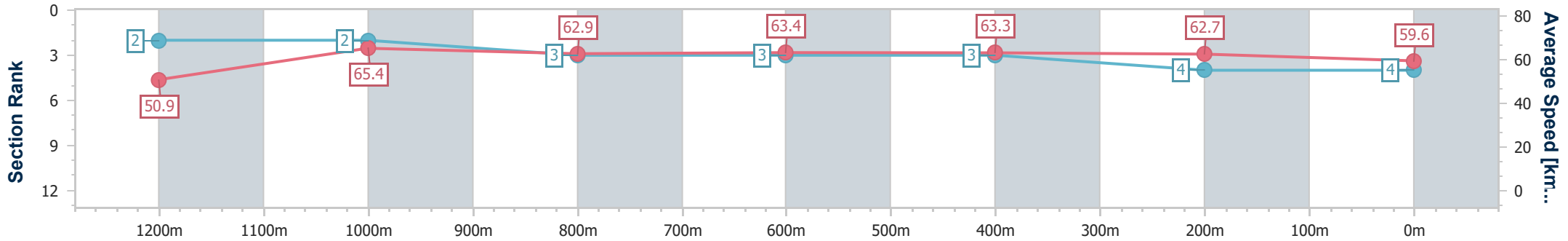
Race 5: HORAN & BIRD QTIS Three-Year-Old Handicap - 1400m

17 May 2024 - 15:20

Track Rating: Good 4, Weather: Fine, Rail Position: +4.5m 1000-
W/Post; +3m Remainder



Section	Overall	1200m	1000m	800m	600m	400m	200m
Section Times	1:23.55 [4] (0:14.13)	1:09.42 [2] (0:11.04)	0:58.38 [2] (0:11.56)	0:46.82 [3] (0:11.49)	0:35.33 [3] (0:11.59)	0:23.74 [3] (0:11.61)	0:12.13 [4] (0:12.13)
Average Speed [km/h]	50.9	65.4	62.9	63.4	63.3	62.7	59.6
Top Speed [km/h]	68.6	67.5	63.7	63.7	64.7	64.1	62.9
Avg. Dist. to Rail [m]	10.7	4.9	1.9	2.4	4.2	6.4	7.0
Avg. Stride Freq. [Hz]	2.4	2.4	2.3	2.3	2.3	2.4	2.4
Avg. Stride Length [m]	6.5	7.7	7.7	7.8	7.6	7.4	7.1



- [] Ranking at each section and finish
- .-.- No data available at this section
- NA No data available



Horse/Jockey Name	Craicaro
Final Rank	5
Fastest Section Time (Section)	0:11.26 (400m)
Top Speed [km/h] (Section)	67.2 (600m)
Race State	Finished



Townsville QLD Professional

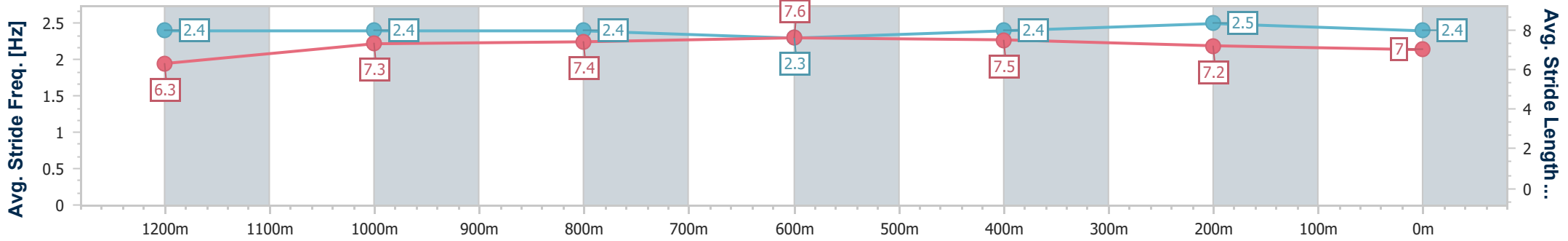
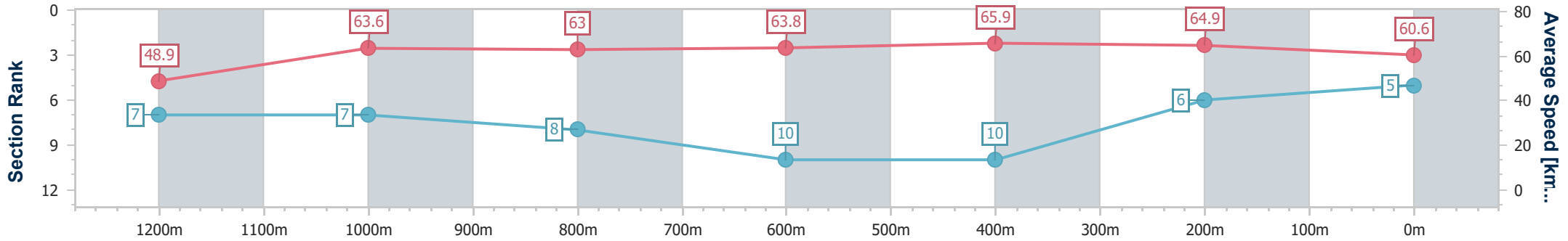
Race 5: HORAN & BIRD QTIS Three-Year-Old Handicap - 1400m

17 May 2024 - 15:20

Track Rating: Good 4, Weather: Fine, Rail Position: +4.5m 1000-
W/Post; +3m Remainder



Section	Overall	1200m	1000m	800m	600m	400m	200m
Section Times	1:23.56 [5] (0:14.74)	1:08.82 [7] (0:11.32)	0:57.50 [7] (0:11.52)	0:45.98 [8] (0:11.52)	0:34.46 [10] (0:11.29)	0:23.17 [10] (0:11.26)	0:11.91 [6] (0:11.91)
Average Speed [km/h]	48.9	63.6	63.0	63.8	65.9	64.9	60.6
Top Speed [km/h]	64.6	64.8	63.9	65.6	67.2	66.3	64.2
Avg. Dist. to Rail [m]	6.5	2.3	1.7	4.2	6.5	10.1	10.7
Avg. Stride Freq. [Hz]	2.4	2.4	2.4	2.3	2.4	2.5	2.4
Avg. Stride Length [m]	6.3	7.3	7.4	7.6	7.5	7.2	7.0



- [] Ranking at each section and finish
- .-.- No data available at this section
- NA No data available



Horse/Jockey Name	Floral Code
Final Rank	6
Fastest Section Time (Section)	0:11.04 (1200m)
Top Speed [km/h] (Section)	66.2 (1200m)
Race State	Finished



Townsville QLD Professional

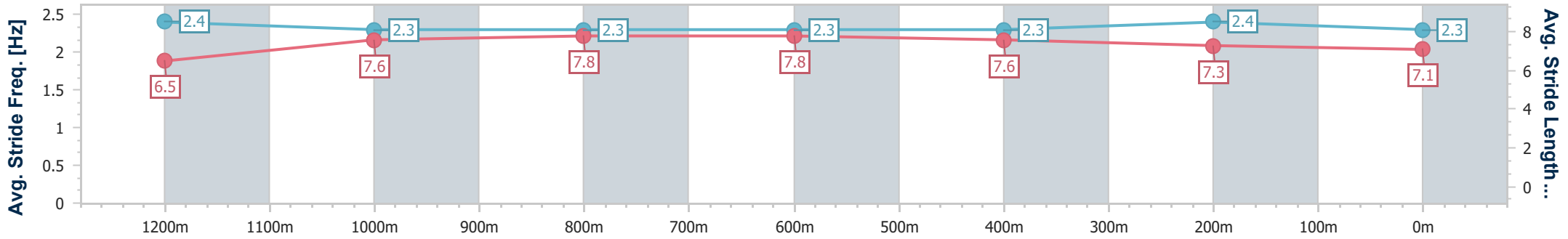
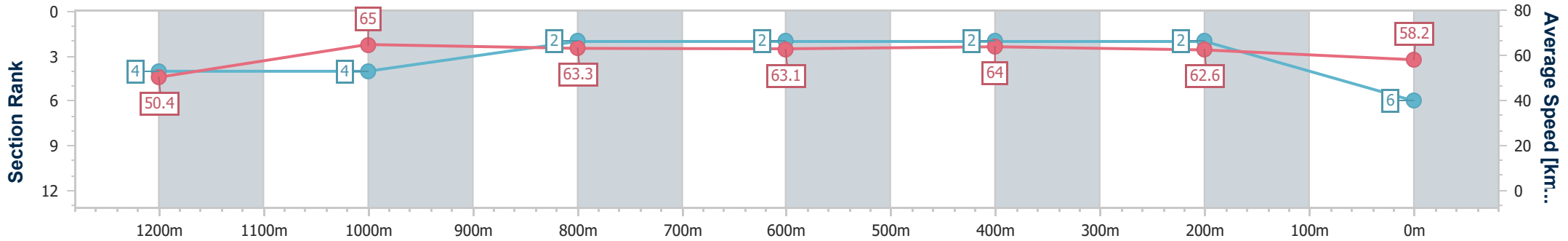
Race 5: HORAN & BIRD QTIS Three-Year-Old Handicap - 1400m

17 May 2024 - 15:20

Track Rating: Good 4, Weather: Fine, Rail Position: +4.5m 1000-
W/Post; +3m Remainder



Section	Overall	1200m	1000m	800m	600m	400m	200m
Section Times	1:23.57 [6] (0:14.35)	1:09.22 [4] (0:11.04)	0:58.18 [4] (0:11.30)	0:46.88 [2] (0:11.45)	0:35.43 [2] (0:11.47)	0:23.96 [2] (0:11.60)	0:12.36 [2] (0:12.36)
Average Speed [km/h]	50.4	65.0	63.3	63.1	64.0	62.6	58.2
Top Speed [km/h]	65.9	66.2	64.5	63.7	64.9	64.5	60.7
Avg. Dist. to Rail [m]	5.1	1.7	1.6	1.1	3.9	4.6	4.8
Avg. Stride Freq. [Hz]	2.4	2.3	2.3	2.3	2.3	2.4	2.3
Avg. Stride Length [m]	6.5	7.6	7.8	7.8	7.6	7.3	7.1



- [] Ranking at each section and finish
- .-.- No data available at this section
- NA No data available



Horse/Jockey Name	Yellowstone Beth
Final Rank	7
Fastest Section Time (Section)	0:11.20 (600m)
Top Speed [km/h] (Section)	66.1 (600m)
Race State	Finished



Townsville QLD Professional

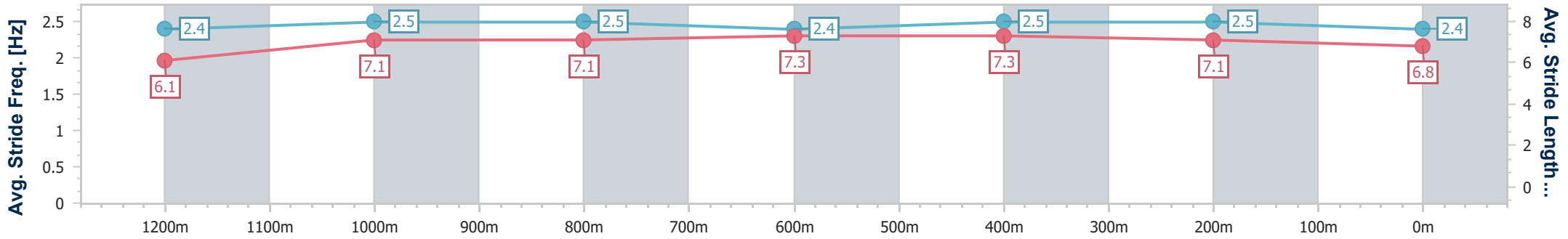
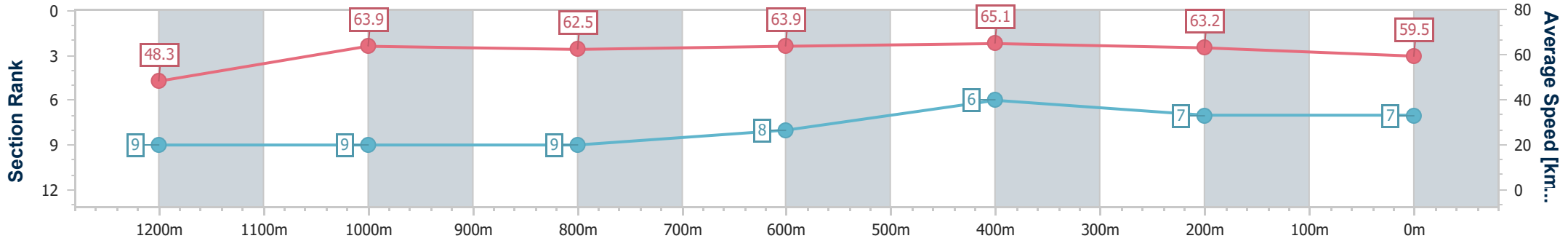
Race 5: HORAN & BIRD QTIS Three-Year-Old Handicap - 1400m

17 May 2024 - 15:20

Track Rating: Good 4, Weather: Fine, Rail Position: +4.5m 1000-
W/Post; +3m Remainder



Section	Overall	1200m	1000m	800m	600m	400m	200m
Section Times	1:23.75 [7] (0:14.90)	1:08.85 [9] (0:11.28)	0:57.57 [9] (0:11.46)	0:46.11 [9] (0:11.26)	0:34.85 [8] (0:11.20)	0:23.65 [6] (0:11.55)	0:12.10 [7] (0:12.10)
Average Speed [km/h]	48.3	63.9	62.5	63.9	65.1	63.2	59.5
Top Speed [km/h]	64.5	65.5	63.6	65.9	66.1	64.9	62.6
Avg. Dist. to Rail [m]	5.7	2.7	1.2	0.6	2.7	8.7	9.2
Avg. Stride Freq. [Hz]	2.4	2.5	2.5	2.4	2.5	2.5	2.4
Avg. Stride Length [m]	6.1	7.1	7.1	7.3	7.3	7.1	6.8



- [] Ranking at each section and finish
- .-.- No data available at this section
- NA No data available



Horse/Jockey Name	Bold Tyrant
Final Rank	8
Fastest Section Time (Section)	0:11.25 (1200m)
Top Speed [km/h] (Section)	65.9 (800m)
Race State	Finished



Townsville QLD Professional

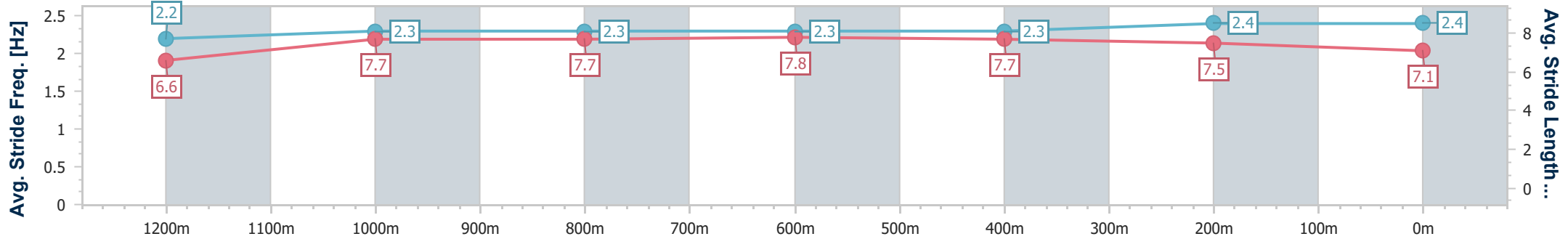
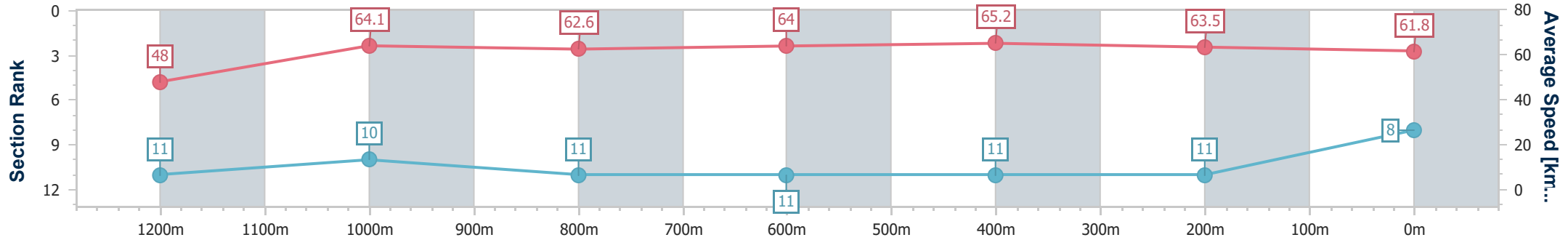
Race 5: HORAN & BIRD QTIS Three-Year-Old Handicap - 1400m

17 May 2024 - 15:20

Track Rating: Good 4, Weather: Fine, Rail Position: +4.5m 1000-
W/Post; +3m Remainder



Section	Overall	1200m	1000m	800m	600m	400m	200m
Section Times	1:23.76 [8] (0:15.04)	1:08.72 [11] (0:11.25)	0:57.47 [10] (0:11.56)	0:45.91 [11] (0:11.45)	0:34.46 [11] (0:11.32)	0:23.14 [11] (0:11.49)	0:11.65 [11] (0:11.65)
Average Speed [km/h]	48.0	64.1	62.6	64.0	65.2	63.5	61.8
Top Speed [km/h]	63.6	65.2	63.5	65.9	65.7	65.1	64.8
Avg. Dist. to Rail [m]	6.4	2.1	1.2	3.3	5.0	9.6	13.1
Avg. Stride Freq. [Hz]	2.2	2.3	2.3	2.3	2.3	2.4	2.4
Avg. Stride Length [m]	6.6	7.7	7.7	7.8	7.7	7.5	7.1



- [] Ranking at each section and finish
- .-.- No data available at this section
- NA No data available



Horse/Jockey Name	Moon Missile
Final Rank	9
Fastest Section Time (Section)	0:11.19 (1200m)
Top Speed [km/h] (Section)	66.1 (1200m)
Race State	Finished



Townsville QLD Professional

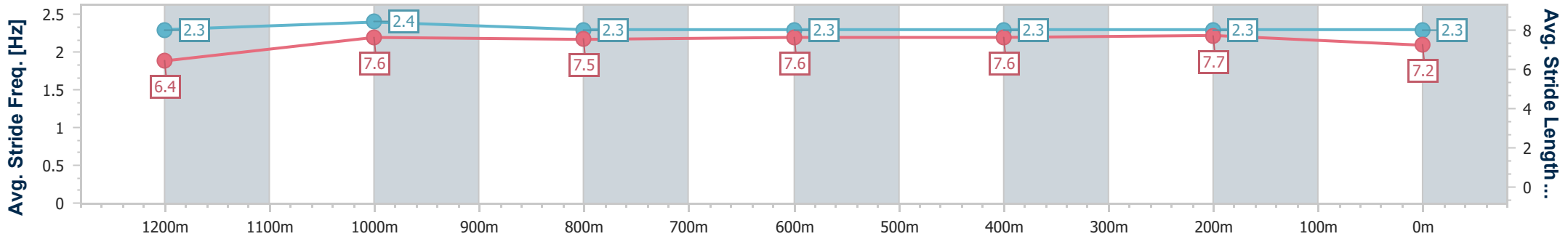
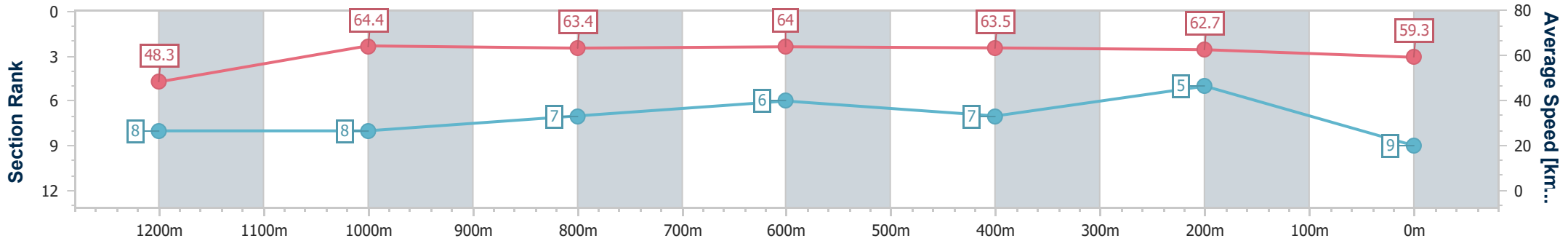
Race 5: HORAN & BIRD QTIS Three-Year-Old Handicap - 1400m

17 May 2024 - 15:20

Track Rating: Good 4, Weather: Fine, Rail Position: +4.5m 1000-W/Post; +3m Remainder



Section	Overall	1200m	1000m	800m	600m	400m	200m
Section Times	1:23.81 [9] (0:14.88)	1:08.93 [8] (0:11.19)	0:57.74 [8] (0:11.29)	0:46.45 [7] (0:11.28)	0:35.17 [6] (0:11.47)	0:23.70 [7] (0:11.53)	0:12.17 [5] (0:12.17)
Average Speed [km/h]	48.3	64.4	63.4	64.0	63.5	62.7	59.3
Top Speed [km/h]	65.2	66.1	64.3	64.8	64.5	64.8	62.1
Avg. Dist. to Rail [m]	8.7	2.4	1.3	0.6	2.4	4.6	5.1
Avg. Stride Freq. [Hz]	2.3	2.4	2.3	2.3	2.3	2.3	2.3
Avg. Stride Length [m]	6.4	7.6	7.5	7.6	7.6	7.7	7.2



- [] Ranking at each section and finish
- .-.- No data available at this section
- NA No data available



Horse/Jockey Name	Miss Farstar
Final Rank	10
Fastest Section Time (Section)	0:11.27 (1200m)
Top Speed [km/h] (Section)	65.6 (600m)
Race State	Finished



Townsville QLD Professional

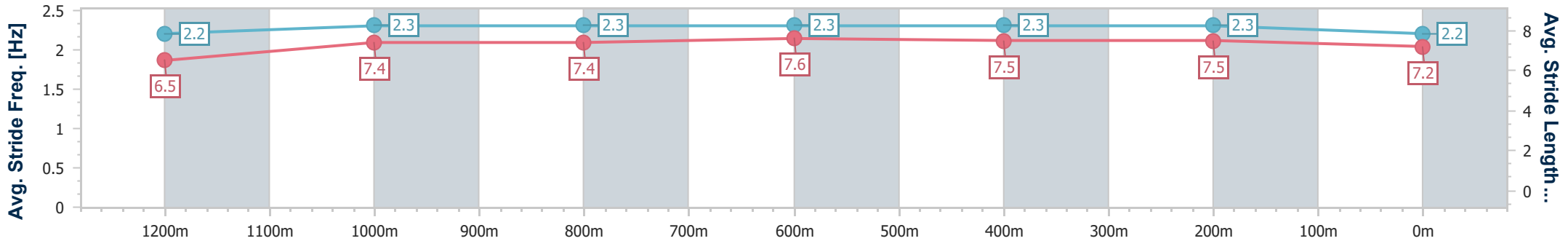
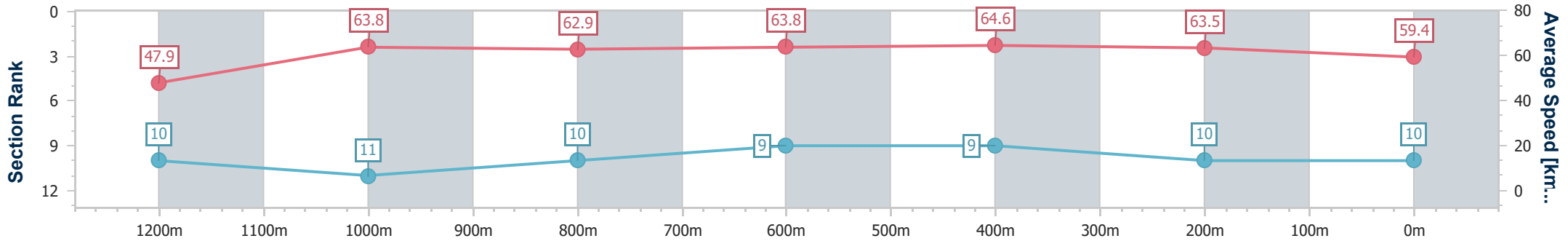
Race 5: HORAN & BIRD QTIS Three-Year-Old Handicap - 1400m

17 May 2024 - 15:20

Track Rating: Good 4, Weather: Fine, Rail Position: +4.5m 1000-
W/Post; +3m Remainder



Section	Overall	1200m	1000m	800m	600m	400m	200m
Section Times	1:23.96 [10] (0:15.03)	1:08.93 [10] (0:11.27)	0:57.66 [11] (0:11.42)	0:46.24 [10] (0:11.34)	0:34.90 [9] (0:11.31)	0:23.59 [9] (0:11.45)	0:12.14 [10] (0:12.14)
Average Speed [km/h]	47.9	63.8	62.9	63.8	64.6	63.5	59.4
Top Speed [km/h]	64.1	64.6	64.0	65.4	65.6	64.4	61.6
Avg. Dist. to Rail [m]	1.7	0.8	0.7	1.0	3.4	6.4	7.8
Avg. Stride Freq. [Hz]	2.2	2.3	2.3	2.3	2.3	2.3	2.2
Avg. Stride Length [m]	6.5	7.4	7.4	7.6	7.5	7.5	7.2



- [] Ranking at each section and finish
- .-.- No data available at this section
- NA No data available



Horse/Jockey Name	Mishani Perfection
Final Rank	11
Fastest Section Time (Section)	0:11.27 (1200m)
Top Speed [km/h] (Section)	65.6 (1200m)
Race State	Finished



Townsville QLD Professional

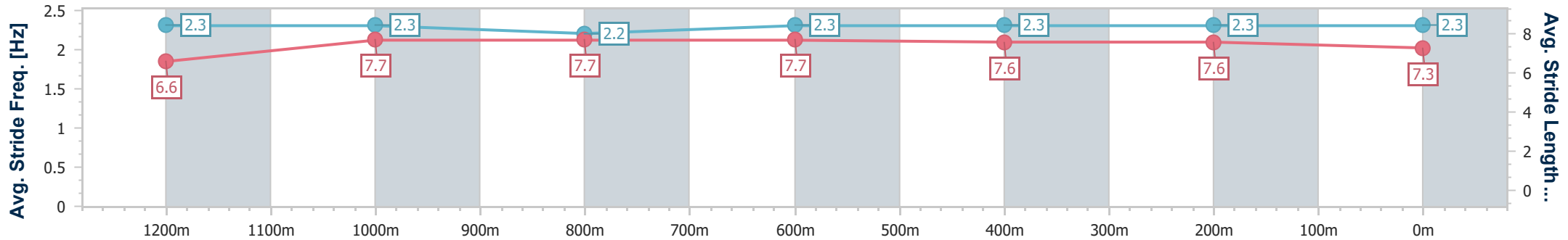
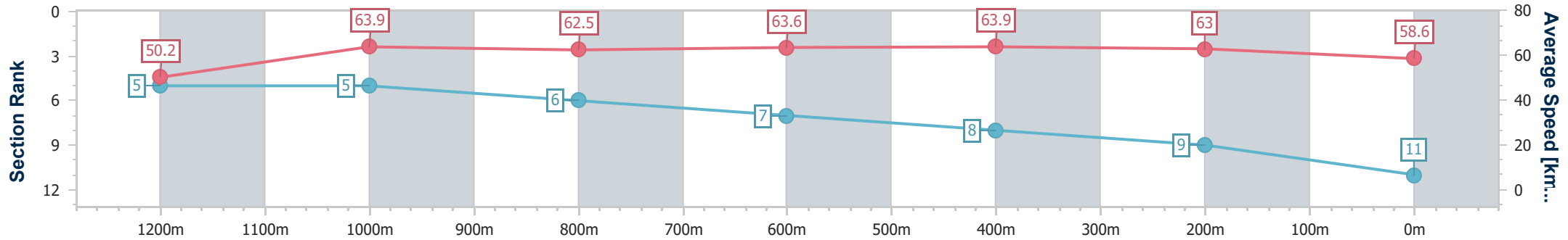
Race 5: HORAN & BIRD QTIS Three-Year-Old Handicap - 1400m

17 May 2024 - 15:20

Track Rating: Good 4, Weather: Fine, Rail Position: +4.5m 1000-
W/Post; +3m Remainder



Section	Overall	1200m	1000m	800m	600m	400m	200m						
Section Times	1:23.97 [11] (0:14.35)	1:09.62 [5] (0:11.27)	0:58.35 [5] (0:11.56)	0:46.79 [6] (0:11.47)	0:35.32 [7] (0:11.50)	0:23.82 [8] (0:11.54)	0:12.28 [9] (0:12.28)						
Average Speed [km/h]	50.2	63.9	62.5	63.6	63.9	63.0	58.6						
Top Speed [km/h]	65.6	65.6	63.2	64.9	65.2	64.0	62.3						
Avg. Dist. to Rail [m]	5.1	2.0	0.6	2.6	4.0	5.8	6.8						
Avg. Stride Freq. [Hz]	2.3	2.3	2.2	2.3	2.3	2.3	2.3						
Avg. Stride Length [m]	6.6	7.7	7.7	7.7	7.6	7.6	7.3						



- [] Ranking at each section and finish
- .-.- No data available at this section
- NA No data available