



# Townsville QLD Professional

## Race 3: LAWRENCE & HANSON 2YO QTIS CLASSIC PRELUDE - 1200m

17 May 2024 - 14:10



Track Rating: Good 4, Weather: Fine, Rail Position: +4.5m 1000-W/Post; +3m Remainder

Section												Last 600m		
Field Times		Overall	1000m	800m	600m	400m	200m						0:34.93	
		1:10.32 (0:13.35)	0:56.97 (0:10.70)	0:46.27 (0:11.34)	0:34.93 (0:11.44)	0:23.49 (0:11.40)	0:12.09 (0:12.09)							
Rank	TAB	Horse/Jockey	Barrier	Top Speed [km/h]	Fastest Section							Margin	Distance Travelled [m]	
1	2	HEAD HONCHO Gabrielle Semmens	2	68.0 800m	0:10.87 800m	1:10.32 [1] (0:13.75)	0:56.57 [5] (0:11.00)	0:45.57 [5] (0:10.87)	0:34.70 [3] (0:11.27)	0:23.43 [2] (0:11.34)	0:12.09 [1] (0:12.09)	1:10.32	0:34.70	
2	1	DANCE FOR ME RANDY Ashley Butler	12	68.5 Overall	0:10.80 1000m	1:10.54 [2] (0:13.58)	0:56.96 [3] (0:10.80)	0:46.16 [2] (0:11.17)	0:34.99 [2] (0:11.38)	0:23.61 [3] (0:11.38)	0:12.23 [2] (0:12.23)	1.3L	0:34.99	-2
3	3	THAT'S IT Jason Taylor	4	67.9 800m	0:10.95 800m	1:10.55 [3] (0:13.84)	0:56.71 [7] (0:11.12)	0:45.59 [7] (0:10.95)	0:34.64 [7] (0:11.48)	0:23.16 [7] (0:11.41)	0:11.75 [6] (0:11.75)	1.34L	0:34.64	-1
4	4	HELL OF A BENTLEY Jackson Murphy	6	67.5 1000m	0:10.90 1000m	1:10.71 [4] (0:13.63)	0:57.08 [4] (0:10.90)	0:46.18 [4] (0:11.10)	0:35.08 [4] (0:11.45)	0:23.63 [4] (0:11.45)	0:12.18 [5] (0:12.18)	2.3L	0:35.08	-6
5	6	HAND GRENADE Adrian Layt	10	68.6 1000m	0:10.70 1000m	1:10.81 [5] (0:13.35)	0:57.46 [1] (0:10.70)	0:46.76 [1] (0:11.34)	0:35.42 [1] (0:11.44)	0:23.98 [1] (0:11.51)	0:12.47 [3] (0:12.47)	2.88L	0:35.42	-7
6	7	LOOMING LEGEND Cody Collis	5	70.4 Overall	0:10.99 1000m	1:10.95 [6] (0:13.49)	0:57.46 [2] (0:10.99)	0:46.47 [3] (0:11.25)	0:35.22 [5] (0:11.35)	0:23.87 [5] (0:11.41)	0:12.46 [4] (0:12.46)	3.66L	0:35.22	-12
7	5	UNDER THE SHADOW Justin Stanley	11	67.5 800m	0:10.97 800m	1:11.13 [7] (0:13.80)	0:57.33 [6] (0:11.04)	0:46.29 [6] (0:10.97)	0:35.32 [6] (0:11.37)	0:23.95 [6] (0:11.64)	0:12.31 [7] (0:12.31)	4.76L	0:35.32	+0
8	10	MISHANI I AM Wanderson D'Avila	7	67.9 800m	0:10.82 800m	1:11.22 [8] (0:14.10)	0:57.12 [8] (0:11.07)	0:46.05 [8] (0:10.82)	0:35.23 [8] (0:11.40)	0:23.83 [8] (0:11.59)	0:12.24 [8] (0:12.24)	5.25L	0:35.23	-7
9	8	MISHANI AMORE Isabella Teh	1	66.5 800m	0:10.93 800m	1:11.69 [9] (0:14.23)	0:57.46 [9] (0:10.96)	0:46.50 [9] (0:10.93)	0:35.57 [9] (0:11.50)	0:24.07 [9] (0:11.75)	0:12.32 [9] (0:12.32)	8.05L	0:35.57	-14
10	9	MISHANI BURN Chelsea Jokic	9	67.1 800m	0:10.83 800m	1:12.50 [10] (0:14.48)	0:58.02 [11] (0:10.97)	0:47.05 [10] (0:10.83)	0:36.22 [10] (0:11.34)	0:24.88 [10] (0:11.95)	0:12.93 [10] (0:12.93)	12.8L	0:36.22	-4

Scratched: Sogoya (#12)



# Townsville QLD Professional

## Race 3: LAWRENCE & HANSON 2YO QTIS CLASSIC PRELUDE - 1200m

17 May 2024 - 14:10



Track Rating: Good 4, Weather: Fine, Rail Position: +4.5m 1000-W/Post; +3m Remainder

Section	Overall	1000m	800m	600m	400m	200m	Last 600m
Field Times	1:10.32 (0:13.35)	0:56.97 (0:10.70)	0:46.27 (0:11.34)	0:34.93 (0:11.44)	0:23.49 (0:11.40)	0:12.09 (0:12.09)	0:34.93

Rank	TAB	Horse/Jockey	Barrier	Top Speed [km/h]	Fastest Section	Overall	1000m	800m	600m	400m	200m	Margin	Distance Travelled [m]	
11	11	MISHANI WOLF	8	66.1	0:11.13	1:15.46 [11]	1:00.99 [10]	0:49.86 [11]	0:38.68 [11]	0:26.99 [11]	0:14.30 [11]	30.22L	0:38.68	-9
		Nathan Thomas		800m	1000m	(0:14.47)	(0:11.13)	(0:11.18)	(0:11.69)	(0:12.69)	(0:14.30)			

Scratched: Sogoya (#12)

[ ] Ranking at each section and finish  
 -:-:- No data available at this section  
 NA No data available

SCN Saddle cloth number  
 DNF Did not finish  
 DNT Did not track



Horse/Jockey Name	Head Honcho
Final Rank	1
Fastest Section Time (Section)	0:10.87 (800m)
Top Speed [km/h] (Section)	68.0 (800m)
Race State	Finished



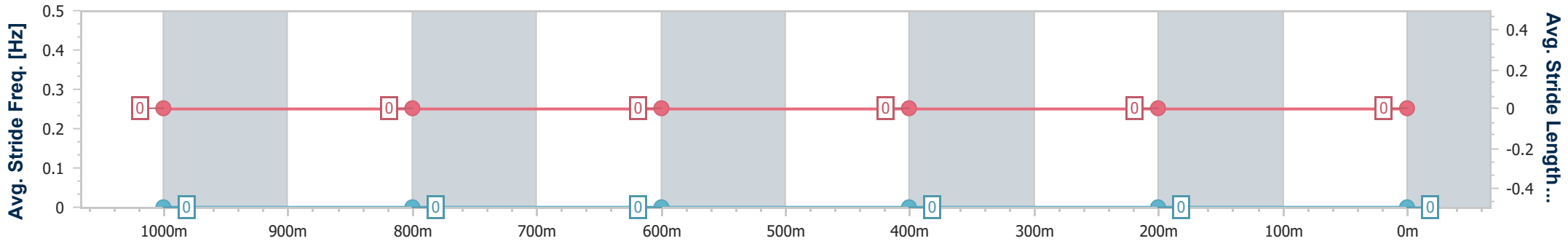
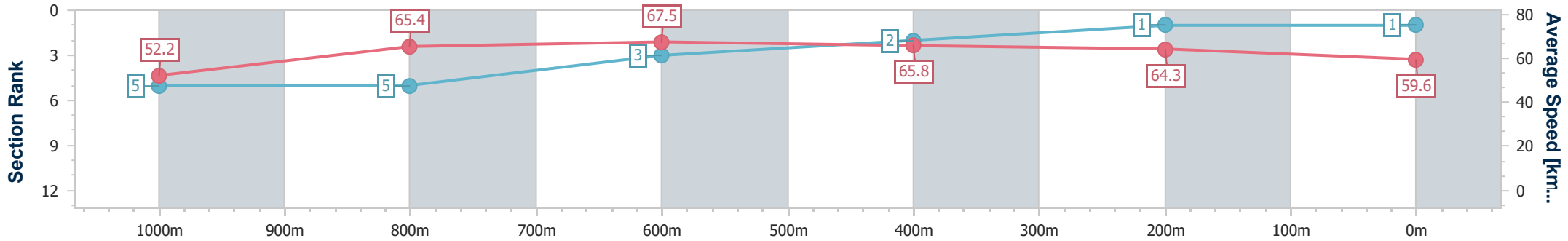
Townsville QLD Professional  
Race 3: LAWRENCE & HANSON 2YO QTIS CLASSIC PRELUDE  
- 1200m



17 May 2024 - 14:10

Track Rating: Good 4, Weather: Fine, Rail Position: +4.5m 1000-  
W/Post; +3m Remainder

Section	Overall	1000m	800m	600m	400m	200m								
Section Times	1:10.32 [1] (0:13.75)	0:56.57 [5] (0:11.00)	0:45.57 [5] (0:10.87)	0:34.70 [3] (0:11.27)	0:23.43 [2] (0:11.34)	0:12.09 [1] (0:12.09)								
Average Speed [km/h]	52.2	65.4	67.5	65.8	64.3	59.6								
Top Speed [km/h]	67.0	67.8	68.0	67.3	65.7	62.0								
Avg. Dist. to Rail [m]	3.3	1.2	3.5	6.4	7.5	8.8								
Avg. Stride Freq. [Hz]	---	---	---	---	---	---								
Avg. Stride Length [m]	---	---	---	---	---	---								



- [ ] Ranking at each section and finish
- No data available at this section
- NA No data available



Horse/Jockey Name	Dance For Me Randy
Final Rank	2
Fastest Section Time (Section)	0:10.80 (1000m)
Top Speed [km/h] (Section)	68.5 (Overall)
Race State	Finished



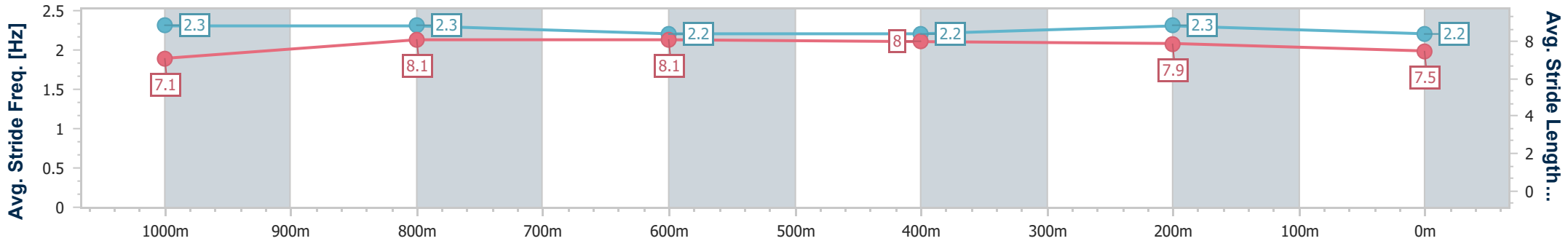
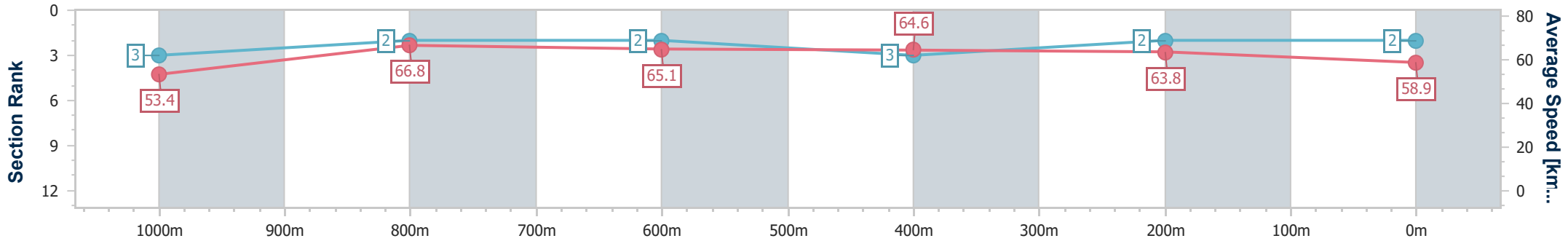
Townsville QLD Professional  
Race 3: LAWRENCE & HANSON 2YO QTIS CLASSIC PRELUDE  
- 1200m



17 May 2024 - 14:10

Track Rating: Good 4, Weather: Fine, Rail Position: +4.5m 1000-  
W/Post; +3m Remainder

Section	Overall	1000m	800m	600m	400m	200m
Section Times	1:10.54 [2] (0:13.58)	0:56.96 [3] (0:10.80)	0:46.16 [2] (0:11.17)	0:34.99 [2] (0:11.38)	0:23.61 [3] (0:11.38)	0:12.23 [2] (0:12.23)
Average Speed [km/h]	53.4	66.8	65.1	64.6	63.8	58.9
Top Speed [km/h]	68.5	68.3	66.1	65.2	64.6	62.3
Avg. Dist. to Rail [m]	11.6	0.8	1.9	4.1	5.2	5.9
Avg. Stride Freq. [Hz]	2.3	2.3	2.2	2.2	2.3	2.2
Avg. Stride Length [m]	7.1	8.1	8.1	8.0	7.9	7.5



- [ ] Ranking at each section and finish
- .-.- No data available at this section
- NA No data available



Horse/Jockey Name	That's It
Final Rank	3
Fastest Section Time (Section)	0:10.95 (800m)
Top Speed [km/h] (Section)	67.9 (800m)
Race State	Finished



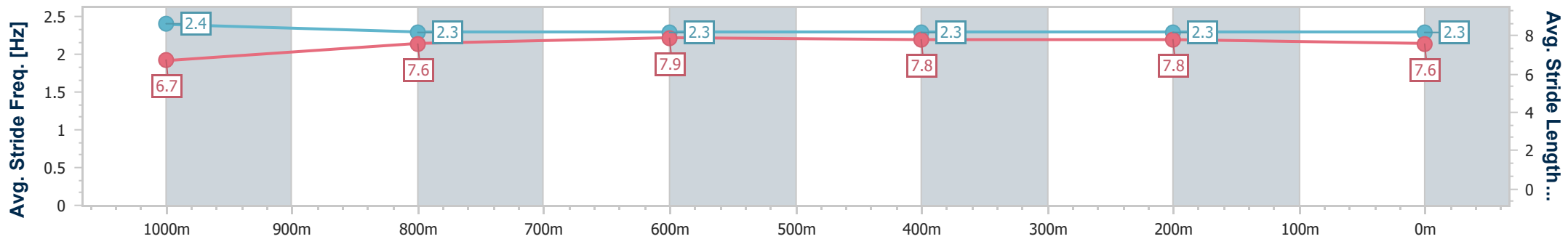
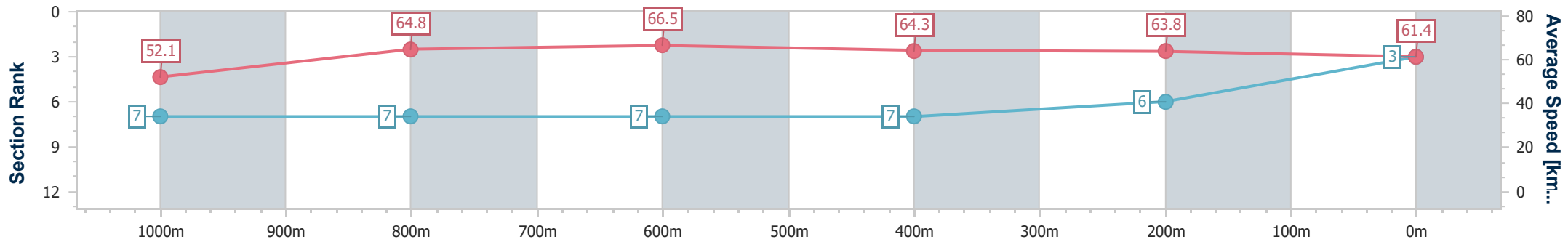
Townsville QLD Professional  
Race 3: LAWRENCE & HANSON 2YO QTIS CLASSIC PRELUDE  
- 1200m



17 May 2024 - 14:10

Track Rating: Good 4, Weather: Fine, Rail Position: +4.5m 1000-  
W/Post; +3m Remainder

Section	Overall	1000m	800m	600m	400m	200m
Section Times	1:10.55 [3] (0:13.84)	0:56.71 [7] (0:11.12)	0:45.59 [7] (0:10.95)	0:34.64 [7] (0:11.48)	0:23.16 [7] (0:11.41)	0:11.75 [6] (0:11.75)
Average Speed [km/h]	52.1	64.8	66.5	64.3	63.8	61.4
Top Speed [km/h]	65.3	66.8	67.9	65.3	65.2	63.0
Avg. Dist. to Rail [m]	3.8	1.2	2.6	5.2	6.4	8.7
Avg. Stride Freq. [Hz]	2.4	2.3	2.3	2.3	2.3	2.3
Avg. Stride Length [m]	6.7	7.6	7.9	7.8	7.8	7.6



- [ ] Ranking at each section and finish
- .-.- No data available at this section
- NA No data available



Horse/Jockey Name	Hell Of A Bentley
Final Rank	4
Fastest Section Time (Section)	0:10.90 (1000m)
Top Speed [km/h] (Section)	67.5 (1000m)
Race State	Finished



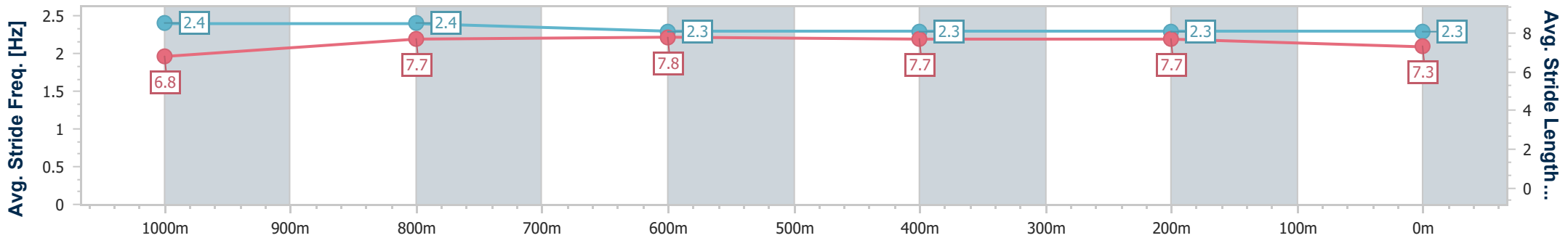
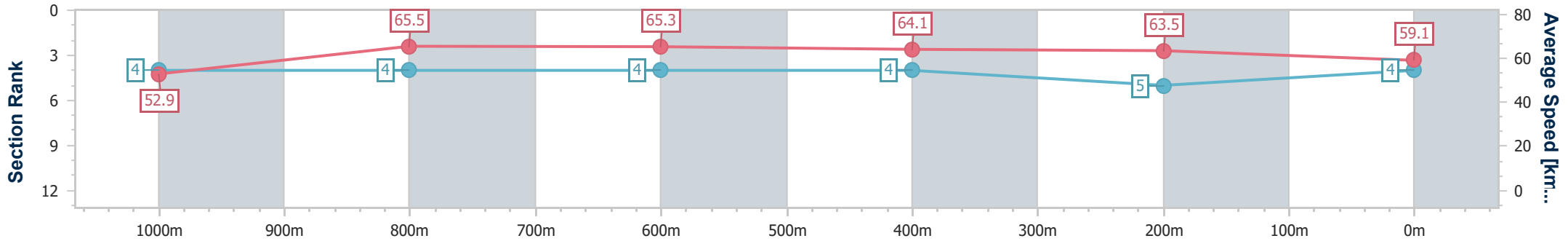
Townsville QLD Professional  
Race 3: LAWRENCE & HANSON 2YO QTIS CLASSIC PRELUDE  
- 1200m



17 May 2024 - 14:10

Track Rating: Good 4, Weather: Fine, Rail Position: +4.5m 1000-  
W/Post; +3m Remainder

Section	Overall	1000m	800m	600m	400m	200m
Section Times	1:10.71 [4] (0:13.63)	0:57.08 [4] (0:10.90)	0:46.18 [4] (0:11.10)	0:35.08 [4] (0:11.45)	0:23.63 [4] (0:11.45)	0:12.18 [5] (0:12.18)
Average Speed [km/h]	52.9	65.5	65.3	64.1	63.5	59.1
Top Speed [km/h]	67.3	67.5	66.3	64.6	64.8	61.3
Avg. Dist. to Rail [m]	5.9	1.7	1.5	3.8	5.9	7.6
Avg. Stride Freq. [Hz]	2.4	2.4	2.3	2.3	2.3	2.3
Avg. Stride Length [m]	6.8	7.7	7.8	7.7	7.7	7.3



- [ ] Ranking at each section and finish
- .-.- No data available at this section
- NA No data available



Horse/Jockey Name	Hand Grenade
Final Rank	5
Fastest Section Time (Section)	0:10.70 (1000m)
Top Speed [km/h] (Section)	68.6 (1000m)
Race State	Finished



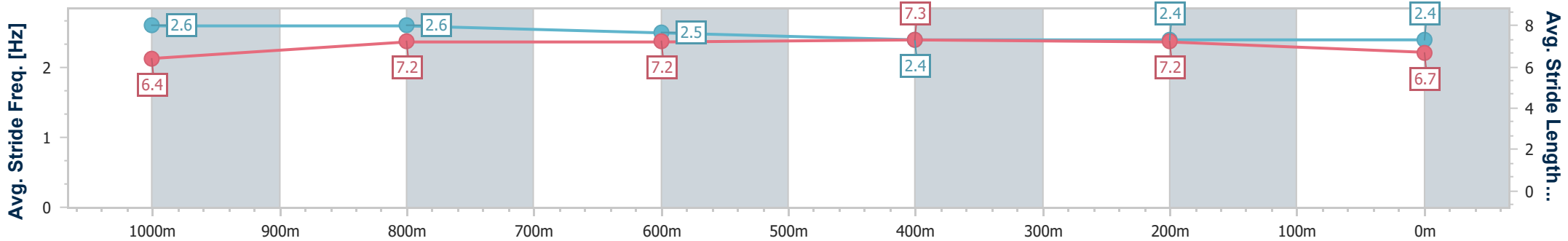
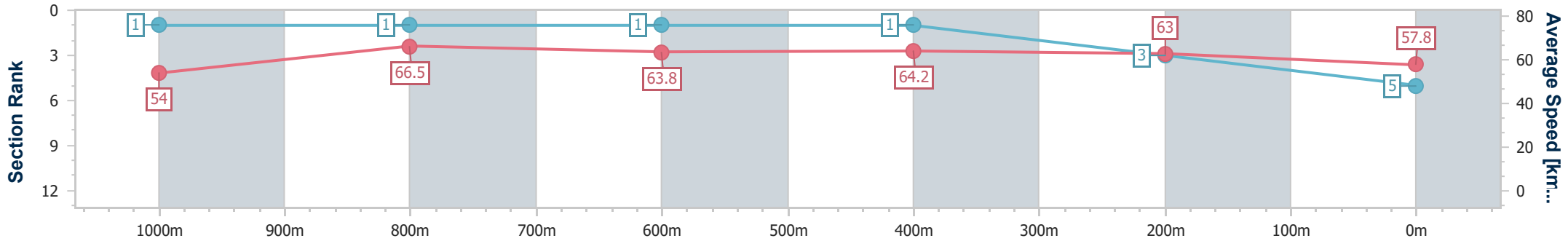
Townsville QLD Professional  
Race 3: LAWRENCE & HANSON 2YO QTIS CLASSIC PRELUDE  
- 1200m



17 May 2024 - 14:10

Track Rating: Good 4, Weather: Fine, Rail Position: +4.5m 1000-  
W/Post; +3m Remainder

Section	Overall	1000m	800m	600m	400m	200m								
Section Times	1:10.81 [5] (0:13.35)	0:57.46 [1] (0:10.70)	0:46.76 [1] (0:11.34)	0:35.42 [1] (0:11.44)	0:23.98 [1] (0:11.51)	0:12.47 [3] (0:12.47)								
Average Speed [km/h]	54.0	66.5	63.8	64.2	63.0	57.8								
Top Speed [km/h]	67.0	68.6	65.6	66.1	65.0	62.3								
Avg. Dist. to Rail [m]	7.3	2.6	1.5	3.8	4.2	5.2								
Avg. Stride Freq. [Hz]	2.6	2.6	2.5	2.4	2.4	2.4								
Avg. Stride Length [m]	6.4	7.2	7.2	7.3	7.2	6.7								



- [ ] Ranking at each section and finish
- .-.- No data available at this section
- NA No data available



Horse/Jockey Name	Looming Legend
Final Rank	6
Fastest Section Time (Section)	0:10.99 (1000m)
Top Speed [km/h] (Section)	70.4 (Overall)
Race State	Finished



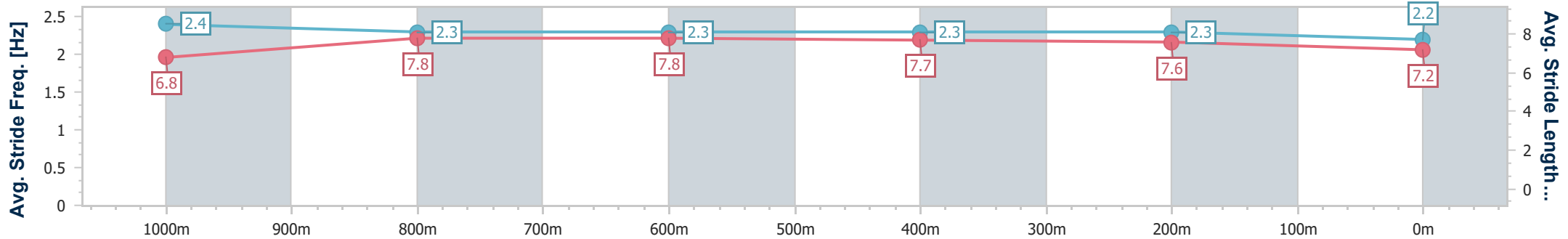
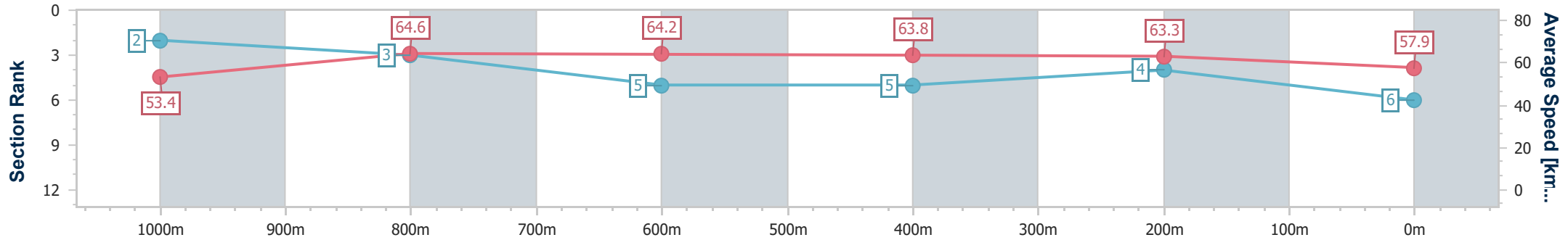
Townsville QLD Professional  
Race 3: LAWRENCE & HANSON 2YO QTIS CLASSIC PRELUDE  
- 1200m



17 May 2024 - 14:10

Track Rating: Good 4, Weather: Fine, Rail Position: +4.5m 1000-  
W/Post; +3m Remainder

Section	Overall	1000m	800m	600m	400m	200m
Section Times	1:10.95 [6] (0:13.49)	0:57.46 [2] (0:10.99)	0:46.47 [3] (0:11.25)	0:35.22 [5] (0:11.35)	0:23.87 [5] (0:11.41)	0:12.46 [4] (0:12.46)
Average Speed [km/h]	53.4	64.6	64.2	63.8	63.3	57.9
Top Speed [km/h]	70.4	66.6	65.9	64.3	64.5	60.6
Avg. Dist. to Rail [m]	5.2	2.9	1.0	1.3	2.2	2.4
Avg. Stride Freq. [Hz]	2.4	2.3	2.3	2.3	2.3	2.2
Avg. Stride Length [m]	6.8	7.8	7.8	7.7	7.6	7.2



- [ ] Ranking at each section and finish
- .-.- No data available at this section
- NA No data available





Horse/Jockey Name	Under The Shadow
Final Rank	7
Fastest Section Time (Section)	0:10.97 (800m)
Top Speed [km/h] (Section)	67.5 (800m)
Race State	Finished



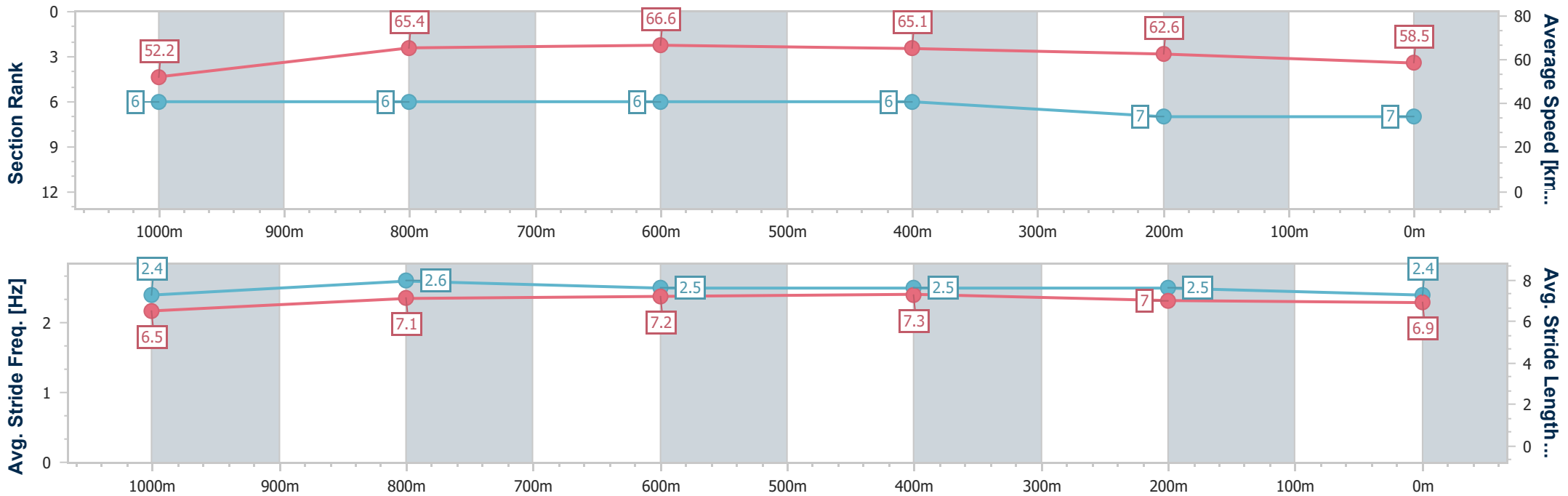
Townsville QLD Professional  
Race 3: LAWRENCE & HANSON 2YO QTIS CLASSIC PRELUDE  
- 1200m



17 May 2024 - 14:10

Track Rating: Good 4, Weather: Fine, Rail Position: +4.5m 1000-  
W/Post; +3m Remainder

Section	Overall	1000m	800m	600m	400m	200m								
Section Times	1:11.13 [7] (0:13.80)	0:57.33 [6] (0:11.04)	0:46.29 [6] (0:10.97)	0:35.32 [6] (0:11.37)	0:23.95 [6] (0:11.64)	0:12.31 [7] (0:12.31)								
Average Speed [km/h]	52.2	65.4	66.6	65.1	62.6	58.5								
Top Speed [km/h]	65.7	67.0	67.5	65.7	64.6	62.0								
Avg. Dist. to Rail [m]	7.4	1.2	3.0	5.7	7.2	9.0								
Avg. Stride Freq. [Hz]	2.4	2.6	2.5	2.5	2.5	2.4								
Avg. Stride Length [m]	6.5	7.1	7.2	7.3	7.0	6.9								



- [ ] Ranking at each section and finish
- .-.- No data available at this section
- NA No data available



Horse/Jockey Name	Mishani I Am
Final Rank	8
Fastest Section Time (Section)	0:10.82 (800m)
Top Speed [km/h] (Section)	67.9 (800m)
Race State	Finished



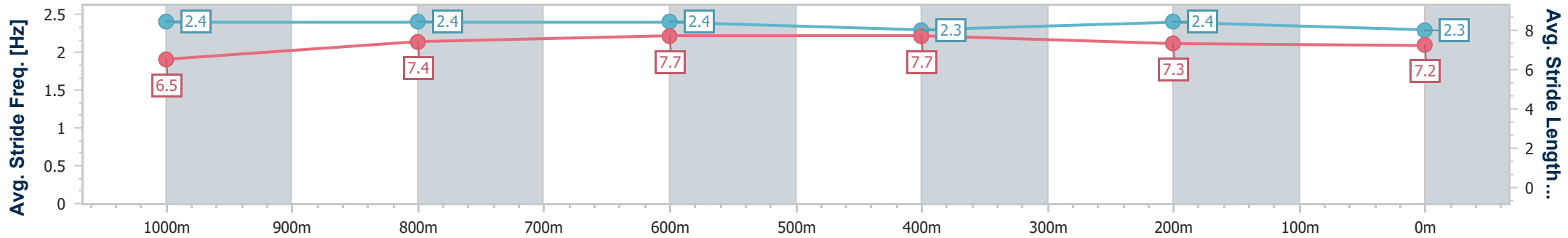
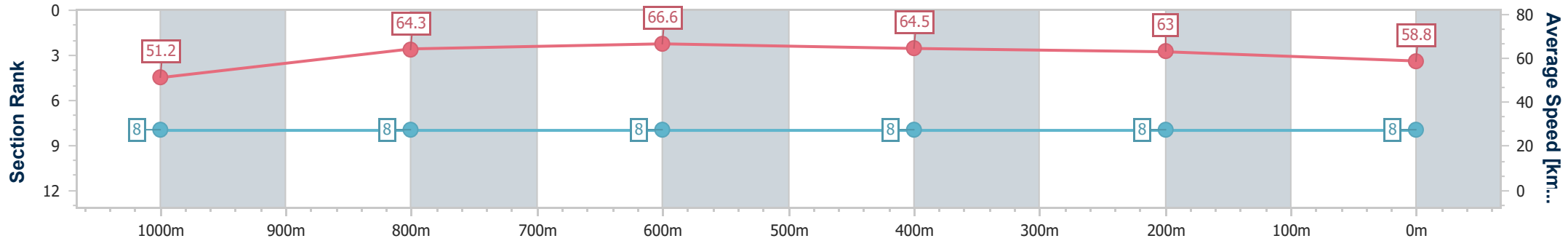
Townsville QLD Professional  
Race 3: LAWRENCE & HANSON 2YO QTIS CLASSIC PRELUDE  
- 1200m



17 May 2024 - 14:10

Track Rating: Good 4, Weather: Fine, Rail Position: +4.5m 1000-W/Post; +3m Remainder

Section	Overall	1000m	800m	600m	400m	200m								
Section Times	1:11.22 [8] (0:14.10)	0:57.12 [8] (0:11.07)	0:46.05 [8] (0:10.82)	0:35.23 [8] (0:11.40)	0:23.83 [8] (0:11.59)	0:12.24 [8] (0:12.24)								
Average Speed [km/h]	51.2	64.3	66.6	64.5	63.0	58.8								
Top Speed [km/h]	64.3	65.2	67.9	66.0	64.5	61.9								
Avg. Dist. to Rail [m]	6.0	2.3	0.4	4.2	9.0	11.1								
Avg. Stride Freq. [Hz]	2.4	2.4	2.4	2.3	2.4	2.3								
Avg. Stride Length [m]	6.5	7.4	7.7	7.7	7.3	7.2								



- [ ] Ranking at each section and finish
- .-.- No data available at this section
- NA No data available



Horse/Jockey Name	Mishani Amore
Final Rank	9
Fastest Section Time (Section)	0:10.93 (800m)
Top Speed [km/h] (Section)	66.5 (800m)
Race State	Finished



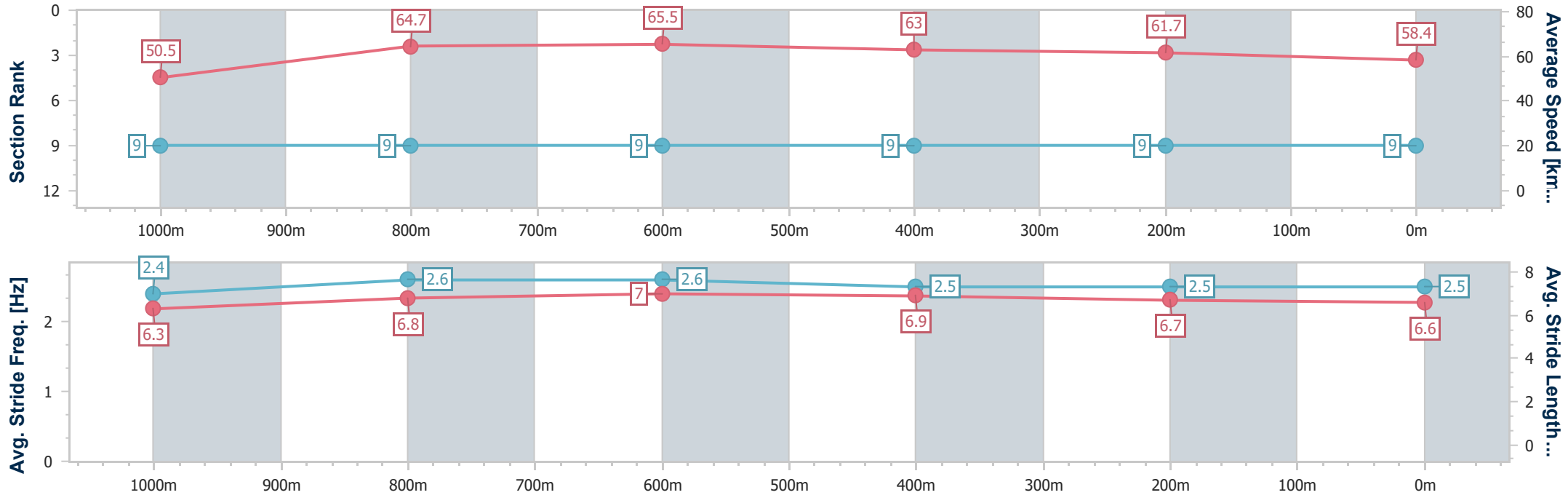
Townsville QLD Professional  
Race 3: LAWRENCE & HANSON 2YO QTIS CLASSIC PRELUDE  
- 1200m



17 May 2024 - 14:10

Track Rating: Good 4, Weather: Fine, Rail Position: +4.5m 1000-W/Post; +3m Remainder

Section	Overall	1000m	800m	600m	400m	200m								
Section Times	1:11.69 [9] (0:14.23)	0:57.46 [9] (0:10.96)	0:46.50 [9] (0:10.93)	0:35.57 [9] (0:11.50)	0:24.07 [9] (0:11.75)	0:12.32 [9] (0:12.32)								
Average Speed [km/h]	50.5	64.7	65.5	63.0	61.7	58.4								
Top Speed [km/h]	64.8	66.0	66.5	64.8	62.1	60.6								
Avg. Dist. to Rail [m]	2.8	3.0	1.4	1.6	3.9	5.2								
Avg. Stride Freq. [Hz]	2.4	2.6	2.6	2.5	2.5	2.5								
Avg. Stride Length [m]	6.3	6.8	7.0	6.9	6.7	6.6								



- [ ] Ranking at each section and finish
- .-.- No data available at this section
- NA No data available



Horse/Jockey Name	Mishani Burn
Final Rank	10
Fastest Section Time (Section)	0:10.83 (800m)
Top Speed [km/h] (Section)	67.1 (800m)
Race State	Finished



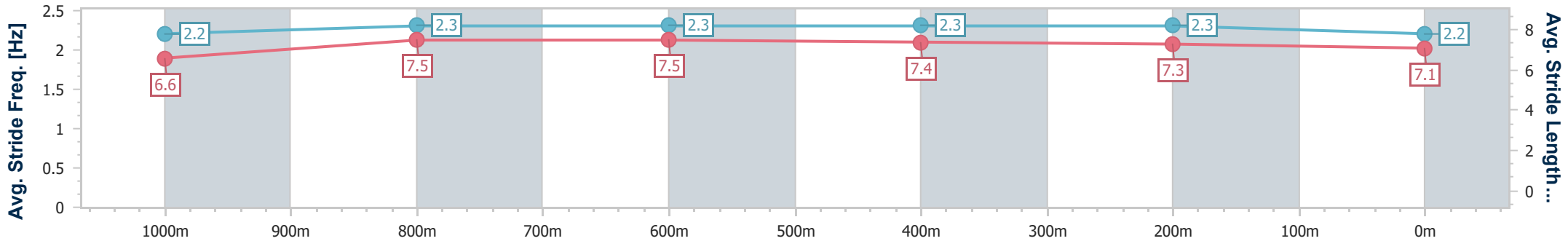
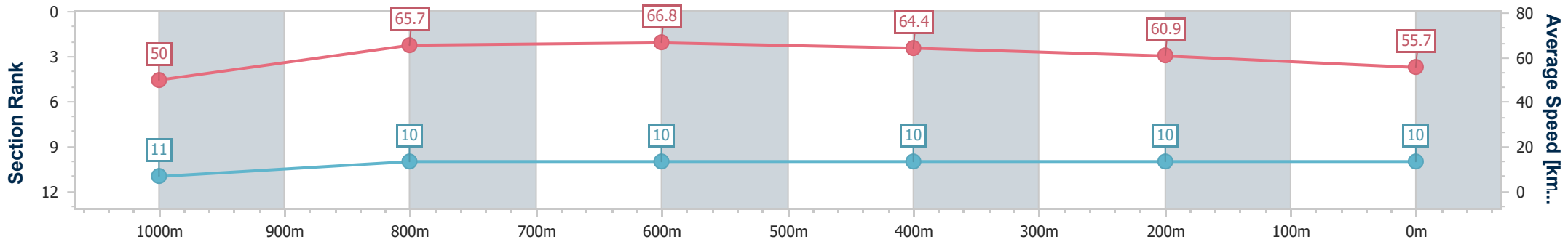
Townsville QLD Professional  
Race 3: LAWRENCE & HANSON 2YO QTIS CLASSIC PRELUDE  
- 1200m



17 May 2024 - 14:10

Track Rating: Good 4, Weather: Fine, Rail Position: +4.5m 1000-W/Post; +3m Remainder

Section	Overall	1000m	800m	600m	400m	200m								
Section Times	1:12.50 [10] (0:14.48)	0:58.02 [11] (0:10.97)	0:47.05 [10] (0:10.83)	0:36.22 [10] (0:11.34)	0:24.88 [10] (0:11.95)	0:12.93 [10] (0:12.93)								
Average Speed [km/h]	50.0	65.7	66.8	64.4	60.9	55.7								
Top Speed [km/h]	64.6	65.9	67.1	66.3	62.4	59.7								
Avg. Dist. to Rail [m]	9.0	0.5	1.1	2.8	7.1	10.4								
Avg. Stride Freq. [Hz]	2.2	2.3	2.3	2.3	2.3	2.2								
Avg. Stride Length [m]	6.6	7.5	7.5	7.4	7.3	7.1								



- [ ] Ranking at each section and finish
- .-.- No data available at this section
- NA No data available



Horse/Jockey Name	Mishani Wolf
Final Rank	11
Fastest Section Time (Section)	0:11.13 (1000m)
Top Speed [km/h] (Section)	66.1 (800m)
Race State	Finished



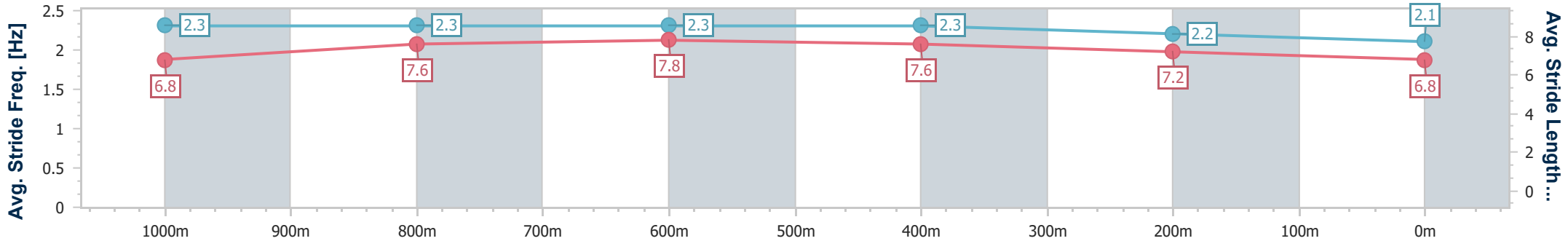
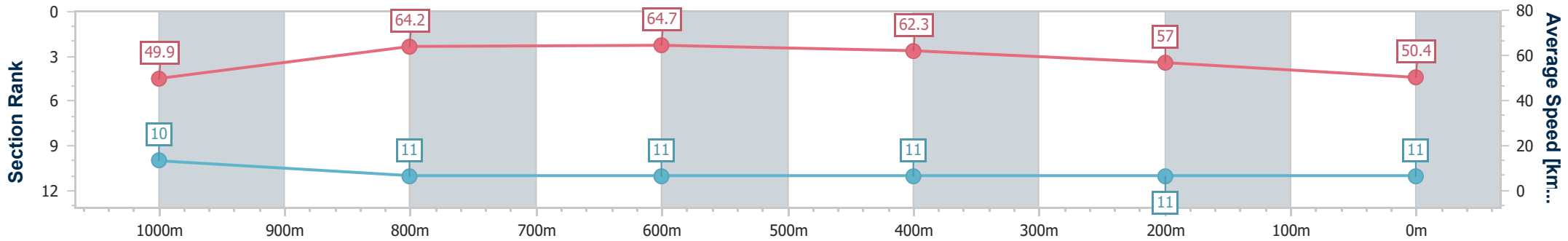
Townsville QLD Professional  
Race 3: LAWRENCE & HANSON 2YO QTIS CLASSIC PRELUDE  
- 1200m



17 May 2024 - 14:10

Track Rating: Good 4, Weather: Fine, Rail Position: +4.5m 1000-W/Post; +3m Remainder

Section	Overall	1000m	800m	600m	400m	200m								
Section Times	1:15.46 [11] (0:14.47)	1:00.99 [10] (0:11.13)	0:49.86 [11] (0:11.18)	0:38.68 [11] (0:11.69)	0:26.99 [11] (0:12.69)	0:14.30 [11] (0:14.30)								
Average Speed [km/h]	49.9	64.2	64.7	62.3	57.0	50.4								
Top Speed [km/h]	64.0	65.0	66.1	64.5	59.6	53.3								
Avg. Dist. to Rail [m]	6.4	1.5	0.8	2.2	3.6	3.9								
Avg. Stride Freq. [Hz]	2.3	2.3	2.3	2.3	2.2	2.1								
Avg. Stride Length [m]	6.8	7.6	7.8	7.6	7.2	6.8								



- [ ] Ranking at each section and finish
- .-.- No data available at this section
- NA No data available