



Townsville QLD Professional

Race 1: KEY MOTORS TOWNSVILLE SUBARU Maiden Plate - 1000m

17 May 2024 - 13:00



Track Rating: Good 4, Weather: Fine, Rail Position: +4.5m 1000-W/Post; +3m Remainder

Section		Overall						800m		600m		400m		200m		Last 600m	
Field Times		0:56.60						0:43.94		0:33.86		0:23.27		0:11.93		0:33.86	
		(0:12.66)						(0:10.08)		(0:10.59)		(0:11.34)		(0:11.93)			
Rank	TAB	Horse/Jockey	Barrier	Top Speed [km/h]	Fastest Section	Overall	800m	600m	400m	200m	Margin	Last 600m	Distance Travelled [m]				
1	2	LUCKY ROLLA	3	70.8	0:10.45	0:56.60 [1]	0:43.61 [6]	0:33.16 [6]	0:22.42 [7]	0:11.49 [6]	0:56.60	0:33.16					
		Nathan Day		Overall	800m	(0:12.99)	(0:10.45)	(0:10.74)	(0:10.93)	(0:11.49)							
2	7	OUR BENEFIT	9	72.0	0:10.20	0:56.76 [2]	0:43.95 [5]	0:33.75 [3]	0:23.14 [3]	0:12.06 [2]	0.96L	0:33.75	+1				
		Gabrielle Semmens		Overall	800m	(0:12.81)	(0:10.20)	(0:10.61)	(0:11.08)	(0:12.06)							
3	4	SIMPLE WAY	1	72.0	0:10.31	0:56.77 [3]	0:44.03 [3]	0:33.72 [4]	0:22.98 [4]	0:11.84 [4]	1L	0:33.72	-2				
		Chris Whiteley		Overall	800m	(0:12.74)	(0:10.31)	(0:10.74)	(0:11.14)	(0:11.84)							
4	1	BOLD TONTO	5	72.0	0:10.28	0:56.77 [4]	0:44.11 [1]	0:33.83 [2]	0:23.20 [2]	0:12.03 [3]	1.01L	0:33.83	-1				
		Cody Collis		Overall	800m	(0:12.66)	(0:10.28)	(0:10.63)	(0:11.17)	(0:12.03)							
5	11	ENUFF STOP IT	11	72.1	0:10.42	0:57.04 [5]	0:44.28 [4]	0:33.86 [5]	0:23.14 [5]	0:12.02 [5]	2.6L	0:33.86	+4				
		Chelsea Jokic		800m	800m	(0:12.76)	(0:10.42)	(0:10.72)	(0:11.12)	(0:12.02)							
6	3	MUMMIFICATION	6	69.9	0:10.45	0:57.12 [6]	0:43.80 [10]	0:33.35 [8]	0:22.72 [8]	0:11.71 [7]	3.06L	0:33.35	-3				
		Frank Edwards		800m	800m	(0:13.32)	(0:10.45)	(0:10.63)	(0:11.01)	(0:11.71)							
7	5	HEEZA HUBSESSION	7	72.0	0:10.06	0:57.21 [7]	0:44.53 [2]	0:34.47 [1]	0:23.88 [1]	0:12.54 [1]	3.62L	0:34.47	+2				
		Graham Kliese		800m	800m	(0:12.68)	(0:10.06)	(0:10.59)	(0:11.34)	(0:12.54)							
8	8	WANDERLEI	10	70.3	0:10.65	0:57.27 [8]	0:44.03 [9]	0:33.38 [10]	0:22.57 [9]	0:11.50 [10]	3.97L	0:33.38	+0				
		Adrian Layt		800m	800m	(0:13.24)	(0:10.65)	(0:10.81)	(0:11.07)	(0:11.50)							
9	9	BOGAN PRINCESS	4	69.7	0:10.62	0:57.32 [9]	0:44.15 [8]	0:33.53 [9]	0:22.61 [10]	0:11.63 [9]	4.25L	0:33.53	+2				
		Rhiannon Payne		800m	800m	(0:13.17)	(0:10.62)	(0:10.92)	(0:10.98)	(0:11.63)							
10	13	CRIMSON ECHO	13	70.9	0:10.46	0:57.42 [10]	0:44.40 [7]	0:33.94 [7]	0:23.24 [6]	0:11.96 [8]	4.82L	0:33.94	+3				
		Wanderson D'Avila		800m	800m	(0:13.02)	(0:10.46)	(0:10.70)	(0:11.28)	(0:11.96)							

Scratched: Kai Come (#6)



Townsville QLD Professional

Race 1: KEY MOTORS TOWNSVILLE SUBARU Maiden Plate - 1000m

17 May 2024 - 13:00



Track Rating: Good 4, Weather: Fine, Rail Position: +4.5m 1000-W/Post; +3m Remainder

Section		Overall	800m	600m	400m	200m	Last 600m					
Field Times		0:56.60 (0:12.66)	0:43.94 (0:10.08)	0:33.86 (0:10.59)	0:23.27 (0:11.34)	0:11.93 (0:11.93)	0:33.86					
Rank	TAB Horse/Jockey	Barrier	Top Speed [km/h]	Fastest Section	Margin					Distance Travelled [m]		
11	10 BUSHMAN LEGACY Denicious Smith	12	71.6 800m	0:10.38 800m	0:58.09 [11] (0:13.72)	0:44.37 [11] (0:10.38)	0:33.99 [11] (0:10.86)	0:23.13 [11] (0:11.30)	0:11.83 [11] (0:11.83)	8.79L	0:33.99	+0
12	12 WHATSUPBUTTERCUP Nathan Thomas	8	69.2 800m	0:10.41 800m	0:58.96 [12] (0:13.79)	0:45.17 [12] (0:10.41)	0:34.76 [12] (0:10.92)	0:23.84 [12] (0:11.49)	0:12.35 [12] (0:12.35)	13.91L	0:34.76	-4

Scratched: Kai Come (#6)

[] Ranking at each section and finish
 -:-:-:- No data available at this section
 NA No data available

SCN Saddle cloth number
 DNF Did not finish
 DNT Did not track



Horse/Jockey Name	Lucky Rolla
Final Rank	1
Fastest Section Time (Section)	0:10.45 (800m)
Top Speed [km/h] (Section)	70.8 (Overall)
Race State	Finished



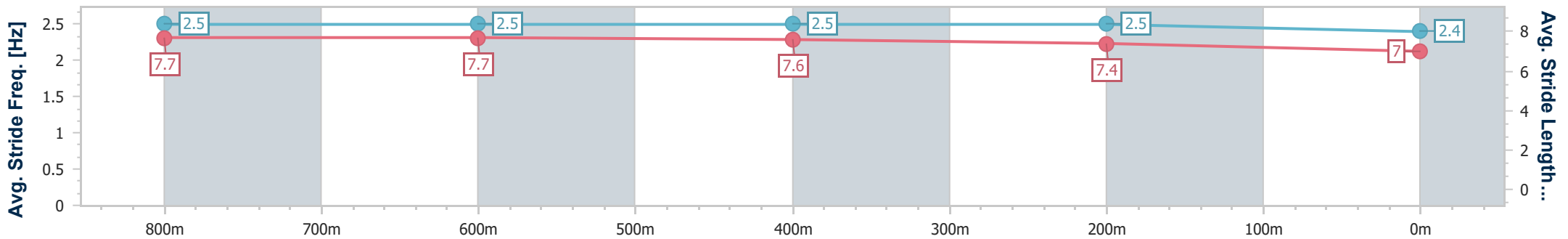
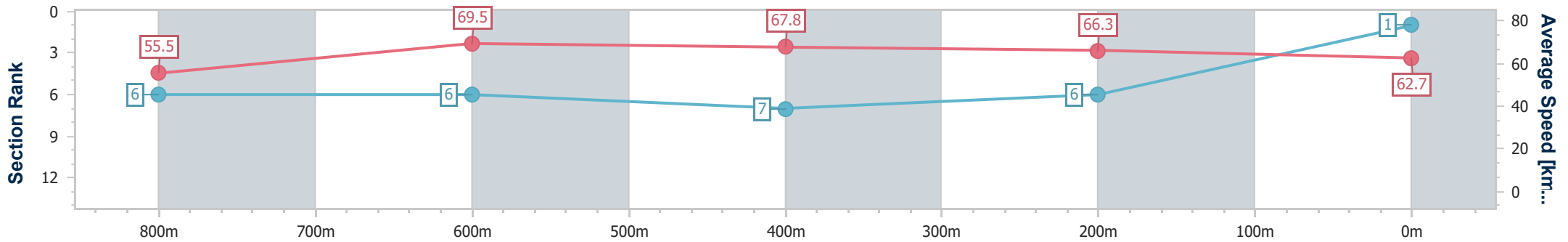
Townsville QLD Professional
Race 1: KEY MOTORS TOWNSVILLE SUBARU Maiden Plate - 1000m



17 May 2024 - 13:00

Track Rating: Good 4, Weather: Fine, Rail Position: +4.5m 1000-W/Post; +3m Remainder

Section	Overall	800m	600m	400m	200m
Section Times	0:56.60 [1] (0:12.99)	0:43.61 [6] (0:10.45)	0:33.16 [6] (0:10.74)	0:22.42 [7] (0:10.93)	0:11.49 [6] (0:11.49)
Average Speed [km/h]	55.5	69.5	67.8	66.3	62.7
Top Speed [km/h]	70.8	70.3	69.4	67.6	66.4
Avg. Dist. to Rail [m]	4.9	2.8	2.4	4.2	7.9
Avg. Stride Freq. [Hz]	2.5	2.5	2.5	2.5	2.4
Avg. Stride Length [m]	7.7	7.7	7.6	7.4	7.0



- [] Ranking at each section and finish
- .-.- No data available at this section
- NA No data available



Horse/Jockey Name	Our Benefit
Final Rank	2
Fastest Section Time (Section)	0:10.20 (800m)
Top Speed [km/h] (Section)	72.0 (Overall)
Race State	Finished



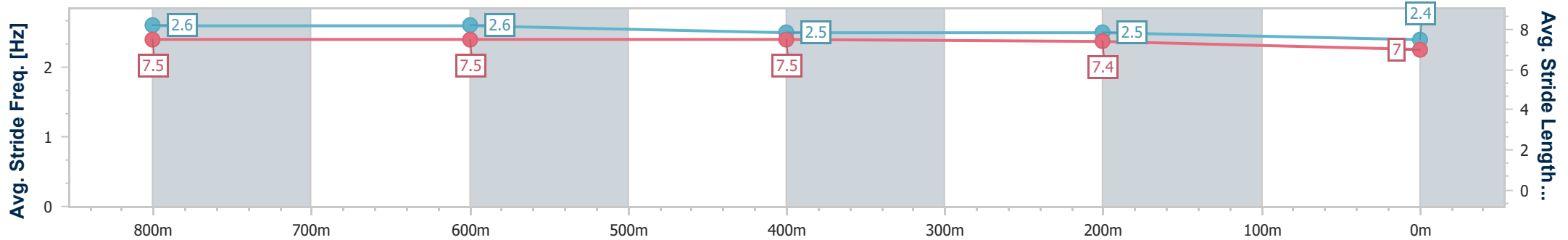
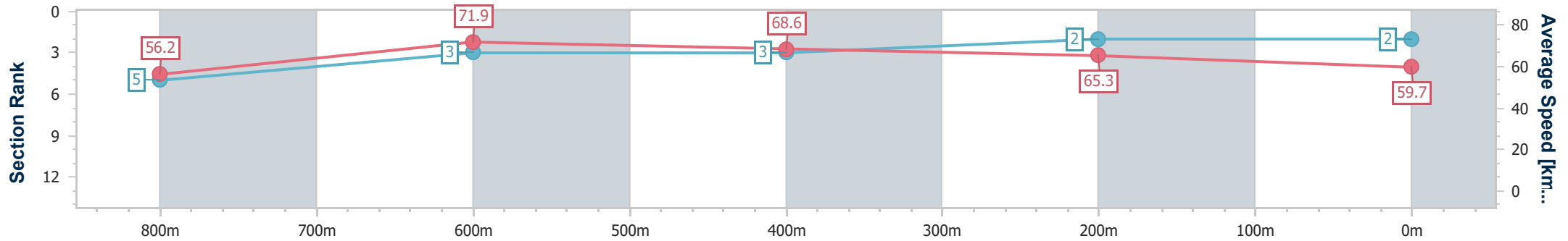
Townsville QLD Professional
Race 1: KEY MOTORS TOWNSVILLE SUBARU Maiden Plate - 1000m



17 May 2024 - 13:00

Track Rating: Good 4, Weather: Fine, Rail Position: +4.5m 1000-W/Post; +3m Remainder

Section	Overall	800m	600m	400m	200m
Section Times	0:56.76 [2] (0:12.81)	0:43.95 [5] (0:10.20)	0:33.75 [3] (0:10.61)	0:23.14 [3] (0:11.08)	0:12.06 [2] (0:12.06)
Average Speed [km/h]	56.2	71.9	68.6	65.3	59.7
Top Speed [km/h]	72.0	72.0	70.2	67.1	62.6
Avg. Dist. to Rail [m]	11.1	5.0	2.0	4.8	7.0
Avg. Stride Freq. [Hz]	2.6	2.6	2.5	2.5	2.4
Avg. Stride Length [m]	7.5	7.5	7.5	7.4	7.0



- [] Ranking at each section and finish
- .-.- No data available at this section
- NA No data available



Horse/Jockey Name	Simple Way
Final Rank	3
Fastest Section Time (Section)	0:10.31 (800m)
Top Speed [km/h] (Section)	72.0 (Overall)
Race State	Finished



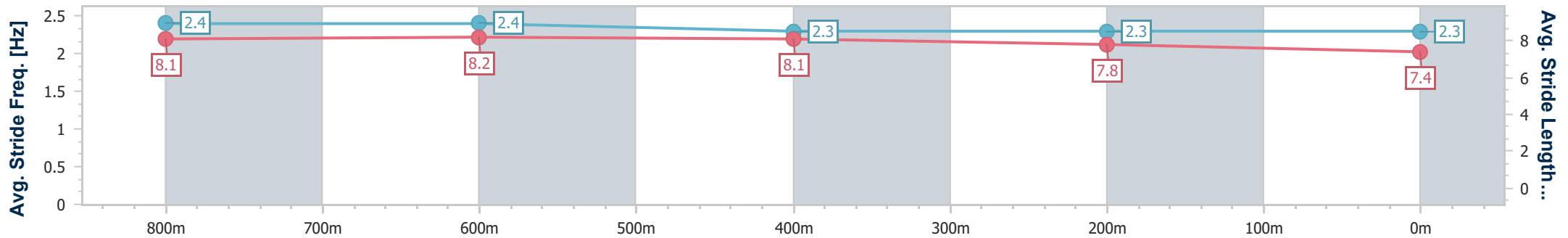
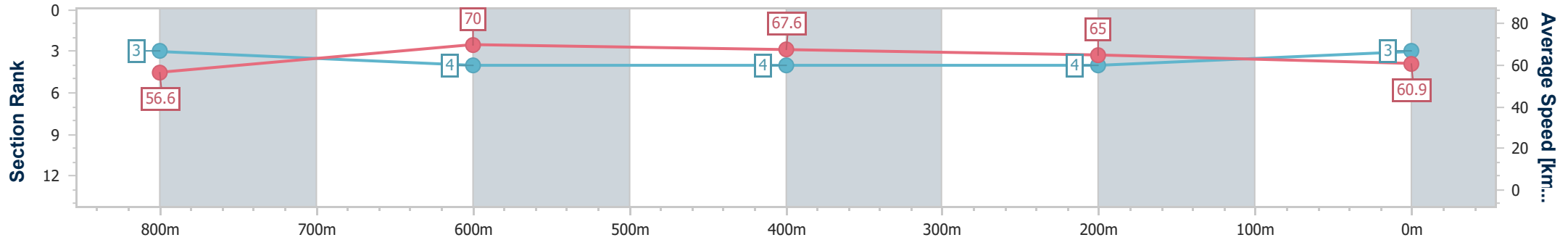
Townsville QLD Professional
Race 1: KEY MOTORS TOWNSVILLE SUBARU Maiden Plate - 1000m



17 May 2024 - 13:00

Track Rating: Good 4, Weather: Fine, Rail Position: +4.5m 1000-W/Post; +3m Remainder

Section	Overall	800m	600m	400m	200m
Section Times	0:56.77 [3] (0:12.74)	0:44.03 [3] (0:10.31)	0:33.72 [4] (0:10.74)	0:22.98 [4] (0:11.14)	0:11.84 [4] (0:11.84)
Average Speed [km/h]	56.6	70.0	67.6	65.0	60.9
Top Speed [km/h]	72.0	71.9	69.4	66.8	63.8
Avg. Dist. to Rail [m]	2.8	0.9	1.9	3.4	4.1
Avg. Stride Freq. [Hz]	2.4	2.4	2.3	2.3	2.3
Avg. Stride Length [m]	8.1	8.2	8.1	7.8	7.4



- [] Ranking at each section and finish
- .-.- No data available at this section
- NA No data available



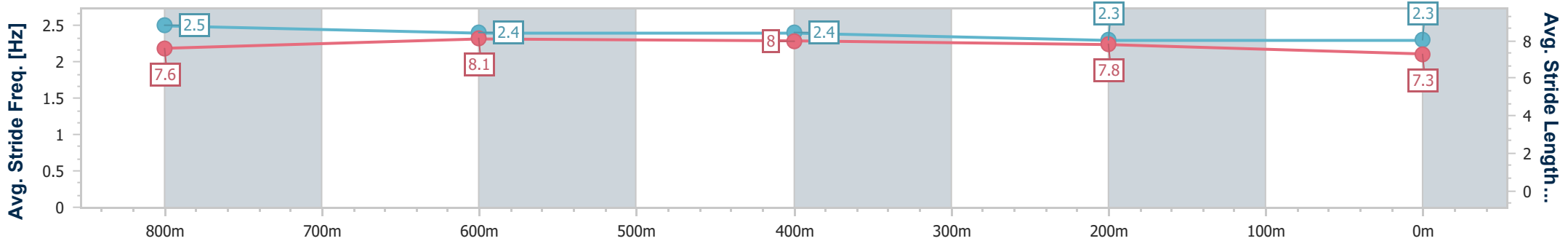
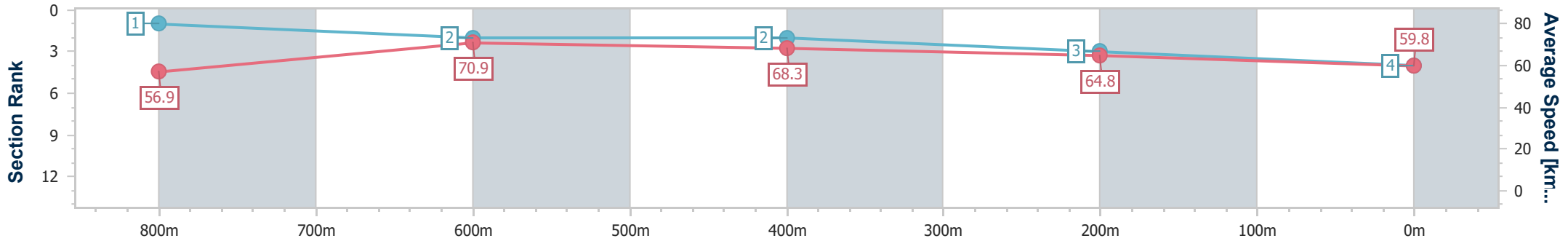
Horse/Jockey Name	Bold Tonto
Final Rank	4
Fastest Section Time (Section)	0:10.28 (800m)
Top Speed [km/h] (Section)	72.0 (Overall)
Race State	Finished



Townsville QLD Professional
 Race 1: KEY MOTORS TOWNSVILLE SUBARU Maiden Plate - 1000m
 17 May 2024 - 13:00
 Track Rating: Good 4, Weather: Fine, Rail Position: +4.5m 1000-W/Post; +3m Remainder



Section	Overall	800m	600m	400m	200m
Section Times	0:56.77 [4] (0:12.66)	0:44.11 [1] (0:10.28)	0:33.83 [2] (0:10.63)	0:23.20 [2] (0:11.17)	0:12.03 [3] (0:12.03)
Average Speed [km/h]	56.9	70.9	68.3	64.8	59.8
Top Speed [km/h]	72.0	72.0	70.9	66.5	62.8
Avg. Dist. to Rail [m]	7.7	3.2	1.9	3.2	5.1
Avg. Stride Freq. [Hz]	2.5	2.4	2.4	2.3	2.3
Avg. Stride Length [m]	7.6	8.1	8.0	7.8	7.3



- [] Ranking at each section and finish
- .-.- No data available at this section
- NA No data available



Horse/Jockey Name	Enuff Stop It
Final Rank	5
Fastest Section Time (Section)	0:10.42 (800m)
Top Speed [km/h] (Section)	72.1 (800m)
Race State	Finished



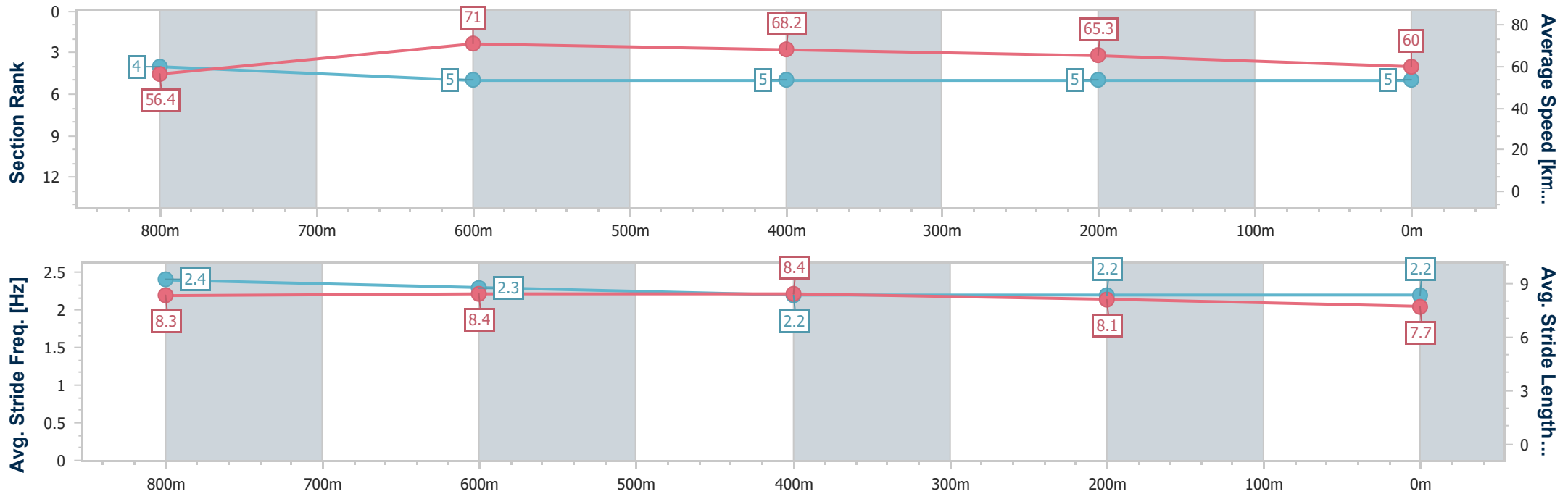
Townsville QLD Professional
Race 1: KEY MOTORS TOWNSVILLE SUBARU Maiden Plate - 1000m



17 May 2024 - 13:00

Track Rating: Good 4, Weather: Fine, Rail Position: +4.5m 1000-W/Post; +3m Remainder

Section	Overall	800m	600m	400m	200m
Section Times	0:57.04 [5] (0:12.76)	0:44.28 [4] (0:10.42)	0:33.86 [5] (0:10.72)	0:23.14 [5] (0:11.12)	0:12.02 [5] (0:12.02)
Average Speed [km/h]	56.4	71.0	68.2	65.3	60.0
Top Speed [km/h]	71.0	72.1	70.0	67.1	62.5
Avg. Dist. to Rail [m]	12.2	6.9	3.4	6.1	10.0
Avg. Stride Freq. [Hz]	2.4	2.3	2.2	2.2	2.2
Avg. Stride Length [m]	8.3	8.4	8.4	8.1	7.7



- [] Ranking at each section and finish
- .-.- No data available at this section
- NA No data available



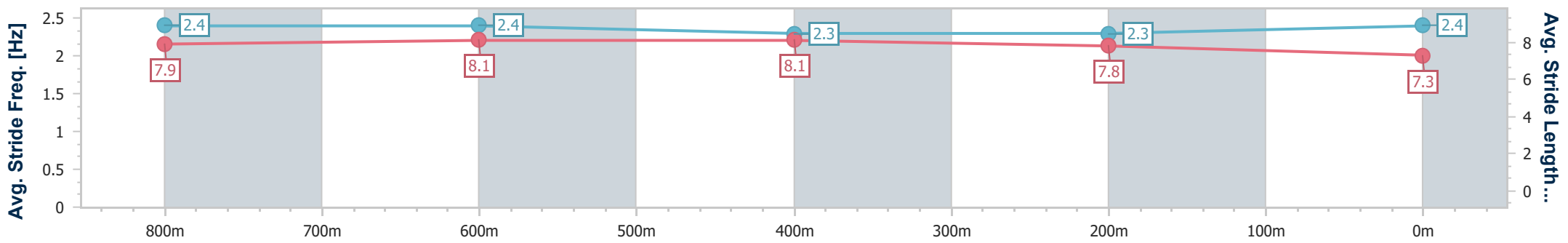
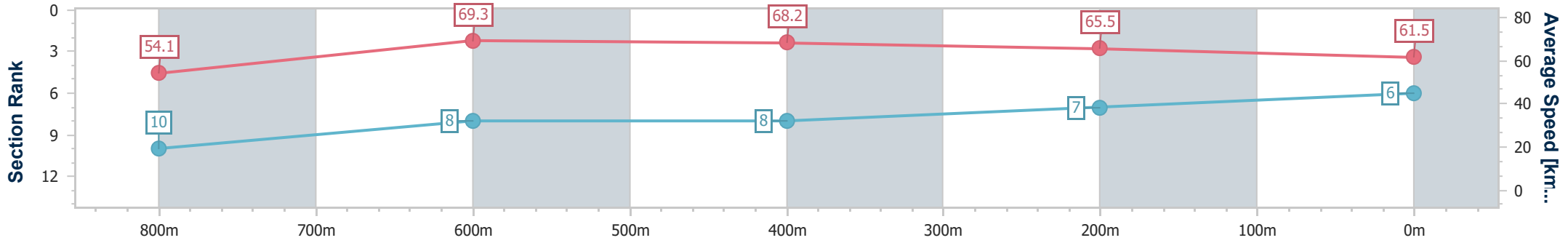
Horse/Jockey Name	Mummification
Final Rank	6
Fastest Section Time (Section)	0:10.45 (800m)
Top Speed [km/h] (Section)	69.9 (800m)
Race State	Finished



Townsville QLD Professional
Race 1: KEY MOTORS TOWNSVILLE SUBARU Maiden Plate - 1000m
 17 May 2024 - 13:00
 Track Rating: Good 4, Weather: Fine, Rail Position: +4.5m 1000-W/Post; +3m Remainder



Section	Overall	800m	600m	400m	200m
Section Times	0:57.12 [6] (0:13.32)	0:43.80 [10] (0:10.45)	0:33.35 [8] (0:10.63)	0:22.72 [8] (0:11.01)	0:11.71 [7] (0:11.71)
Average Speed [km/h]	54.1	69.3	68.2	65.5	61.5
Top Speed [km/h]	69.3	69.9	69.5	66.9	64.9
Avg. Dist. to Rail [m]	5.8	1.4	1.4	2.8	3.5
Avg. Stride Freq. [Hz]	2.4	2.4	2.3	2.3	2.4
Avg. Stride Length [m]	7.9	8.1	8.1	7.8	7.3



- [] Ranking at each section and finish
- .-.- No data available at this section
- NA No data available



Horse/Jockey Name	Heeza Hubsession
Final Rank	7
Fastest Section Time (Section)	0:10.06 (800m)
Top Speed [km/h] (Section)	72.0 (800m)
Race State	Finished



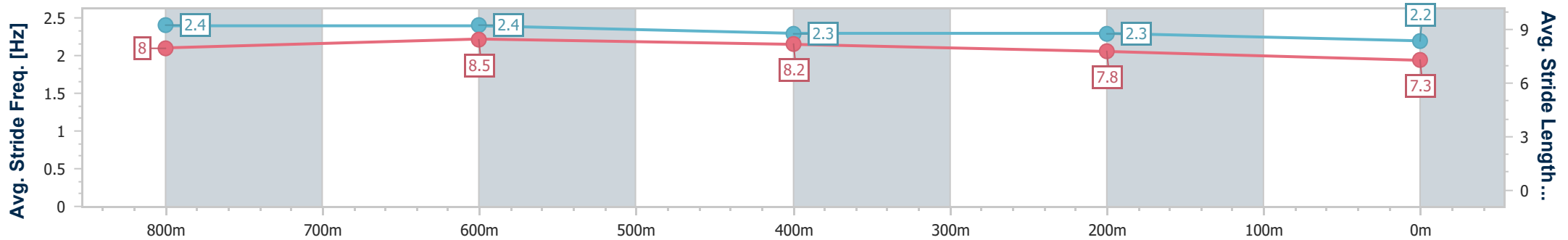
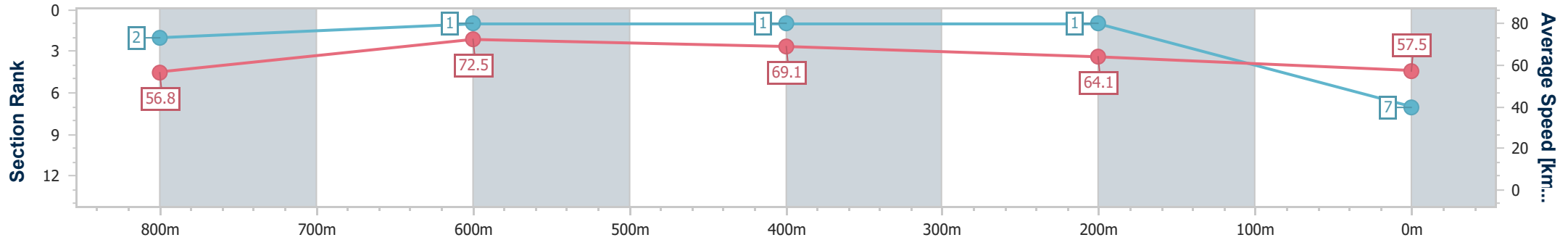
Townsville QLD Professional
Race 1: KEY MOTORS TOWNSVILLE SUBARU Maiden Plate - 1000m



17 May 2024 - 13:00

Track Rating: Good 4, Weather: Fine, Rail Position: +4.5m 1000-W/Post; +3m Remainder

Section	Overall	800m	600m	400m	200m
Section Times	0:57.21 [7] (0:12.68)	0:44.53 [2] (0:10.06)	0:34.47 [1] (0:10.59)	0:23.88 [1] (0:11.34)	0:12.54 [1] (0:12.54)
Average Speed [km/h]	56.8	72.5	69.1	64.1	57.5
Top Speed [km/h]	71.9	72.0	70.7	66.3	61.5
Avg. Dist. to Rail [m]	9.5	3.4	3.8	5.7	7.2
Avg. Stride Freq. [Hz]	2.4	2.4	2.3	2.3	2.2
Avg. Stride Length [m]	8.0	8.5	8.2	7.8	7.3



- [] Ranking at each section and finish
- .-.- No data available at this section
- NA No data available



Horse/Jockey Name	Wanderlei
Final Rank	8
Fastest Section Time (Section)	0:10.65 (800m)
Top Speed [km/h] (Section)	70.3 (800m)
Race State	Finished

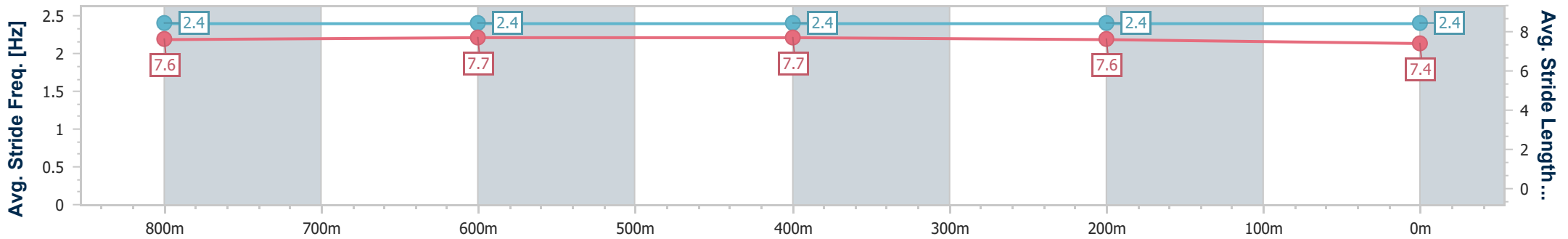
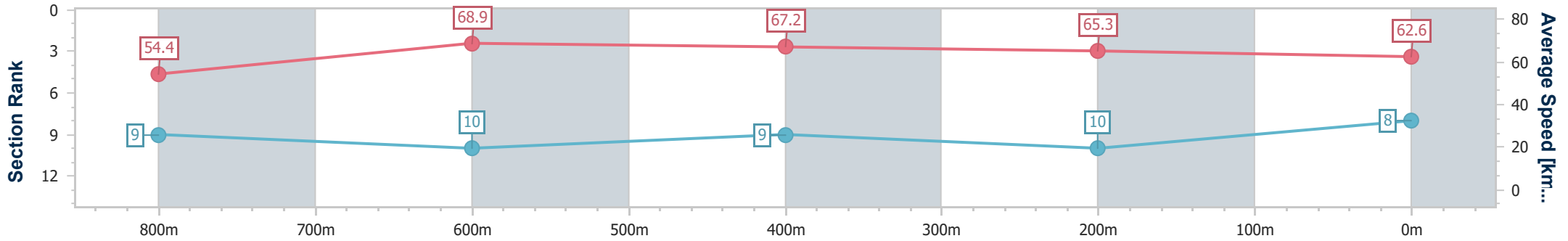


Townsville QLD Professional
Race 1: KEY MOTORS TOWNSVILLE SUBARU Maiden Plate - 1000m



17 May 2024 - 13:00
Track Rating: Good 4, Weather: Fine, Rail Position: +4.5m 1000-W/Post; +3m Remainder

Section	Overall	800m	600m	400m	200m
Section Times	0:57.27 [8] (0:13.24)	0:44.03 [9] (0:10.65)	0:33.38 [10] (0:10.81)	0:22.57 [9] (0:11.07)	0:11.50 [10] (0:11.50)
Average Speed [km/h]	54.4	68.9	67.2	65.3	62.6
Top Speed [km/h]	68.6	70.3	67.9	66.4	65.2
Avg. Dist. to Rail [m]	13.5	5.2	1.7	2.7	3.6
Avg. Stride Freq. [Hz]	2.4	2.4	2.4	2.4	2.4
Avg. Stride Length [m]	7.6	7.7	7.7	7.6	7.4



- [] Ranking at each section and finish
- .-.- No data available at this section
- NA No data available



Horse/Jockey Name	Bogan Princess
Final Rank	9
Fastest Section Time (Section)	0:10.62 (800m)
Top Speed [km/h] (Section)	69.7 (800m)
Race State	Finished



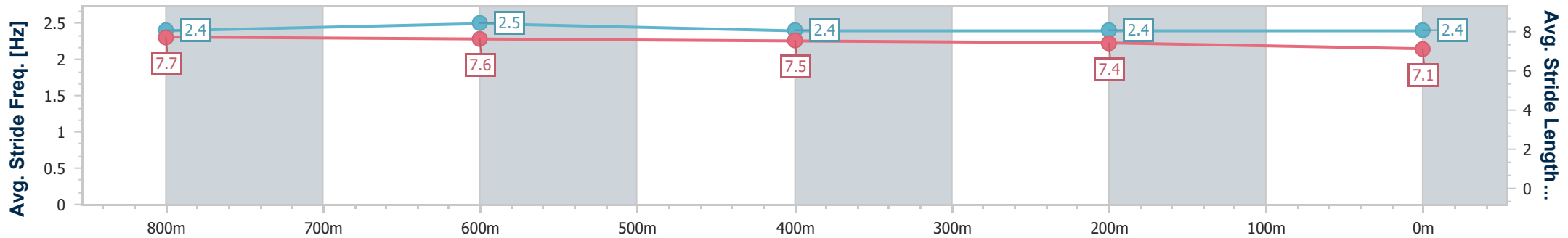
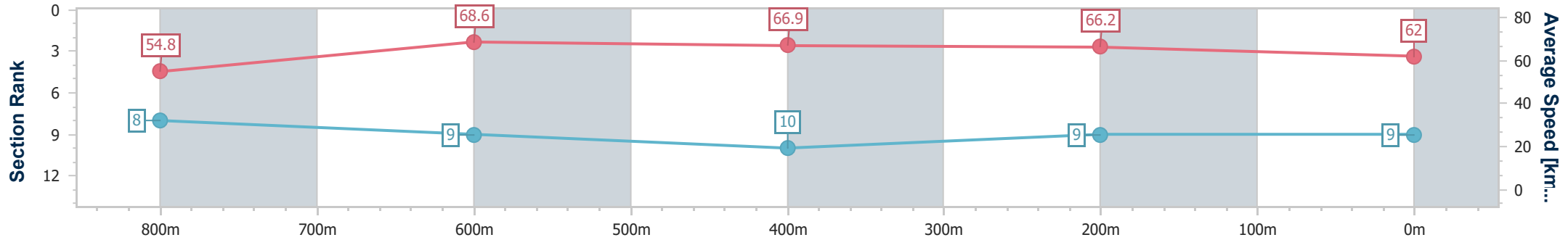
Townsville QLD Professional
Race 1: KEY MOTORS TOWNSVILLE SUBARU Maiden Plate - 1000m



17 May 2024 - 13:00

Track Rating: Good 4, Weather: Fine, Rail Position: +4.5m 1000-W/Post; +3m Remainder

Section	Overall	800m	600m	400m	200m
Section Times	0:57.32 [9] (0:13.17)	0:44.15 [8] (0:10.62)	0:33.53 [9] (0:10.92)	0:22.61 [10] (0:10.98)	0:11.63 [9] (0:11.63)
Average Speed [km/h]	54.8	68.6	66.9	66.2	62.0
Top Speed [km/h]	69.4	69.7	69.2	68.0	65.4
Avg. Dist. to Rail [m]	6.5	3.5	2.9	6.7	11.0
Avg. Stride Freq. [Hz]	2.4	2.5	2.4	2.4	2.4
Avg. Stride Length [m]	7.7	7.6	7.5	7.4	7.1



- [] Ranking at each section and finish
- .-.- No data available at this section
- NA No data available



Horse/Jockey Name	Crimson Echo
Final Rank	10
Fastest Section Time (Section)	0:10.46 (800m)
Top Speed [km/h] (Section)	70.9 (800m)
Race State	Finished



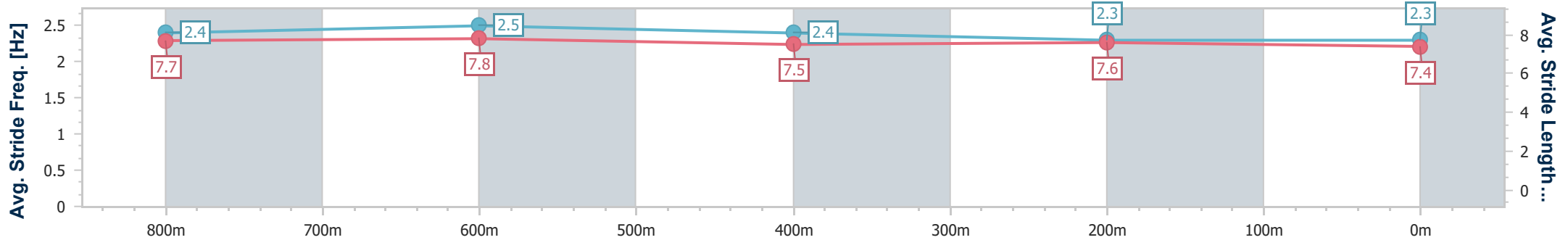
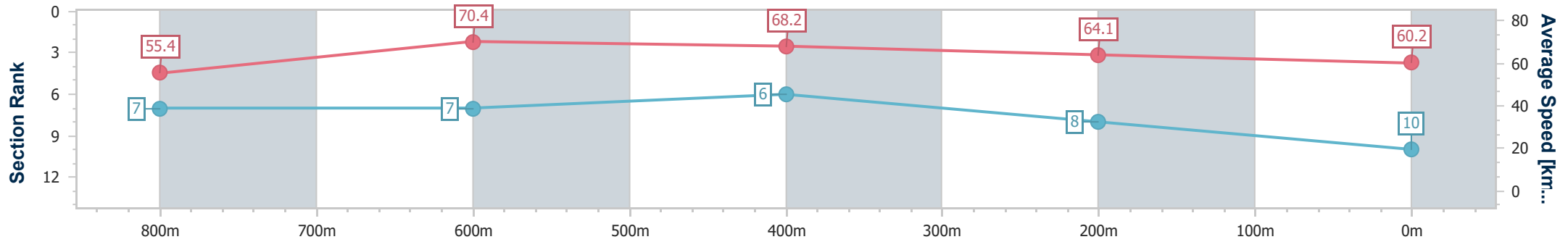
Townsville QLD Professional
Race 1: KEY MOTORS TOWNSVILLE SUBARU Maiden Plate - 1000m



17 May 2024 - 13:00

Track Rating: Good 4, Weather: Fine, Rail Position: +4.5m 1000-W/Post; +3m Remainder

Section	Overall	800m	600m	400m	200m
Section Times	0:57.42 [10] (0:13.02)	0:44.40 [7] (0:10.46)	0:33.94 [7] (0:10.70)	0:23.24 [6] (0:11.28)	0:11.96 [8] (0:11.96)
Average Speed [km/h]	55.4	70.4	68.2	64.1	60.2
Top Speed [km/h]	70.6	70.9	70.5	65.7	63.2
Avg. Dist. to Rail [m]	14.0	5.5	2.8	4.8	6.5
Avg. Stride Freq. [Hz]	2.4	2.5	2.4	2.3	2.3
Avg. Stride Length [m]	7.7	7.8	7.5	7.6	7.4



- [] Ranking at each section and finish
- .-.- No data available at this section
- NA No data available



Horse/Jockey Name	Bushman Legacy
Final Rank	11
Fastest Section Time (Section)	0:10.38 (800m)
Top Speed [km/h] (Section)	71.6 (800m)
Race State	Finished



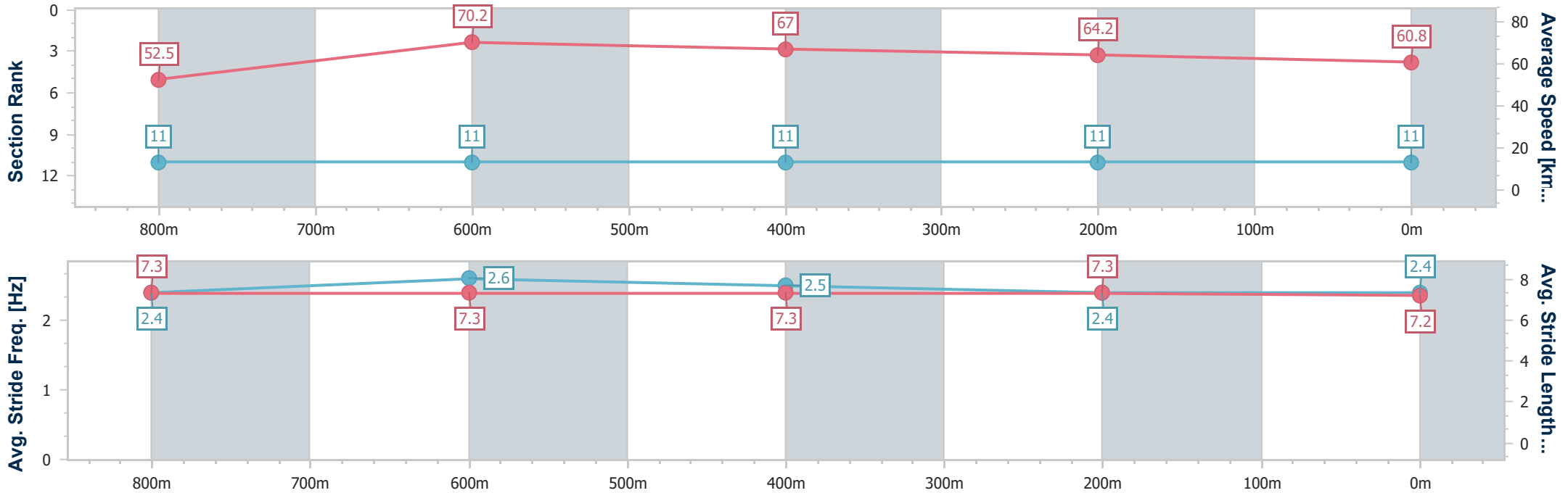
Townsville QLD Professional
Race 1: KEY MOTORS TOWNSVILLE SUBARU Maiden Plate - 1000m



17 May 2024 - 13:00

Track Rating: Good 4, Weather: Fine, Rail Position: +4.5m 1000-W/Post; +3m Remainder

Section	Overall	800m	600m	400m	200m								
Section Times	0:58.09 [11] (0:13.72)	0:44.37 [11] (0:10.38)	0:33.99 [11] (0:10.86)	0:23.13 [11] (0:11.30)	0:11.83 [11] (0:11.83)								
Average Speed [km/h]	52.5	70.2	67.0	64.2	60.8								
Top Speed [km/h]	69.5	71.6	68.7	65.3	63.0								
Avg. Dist. to Rail [m]	13.0	3.7	2.1	4.7	6.0								
Avg. Stride Freq. [Hz]	2.4	2.6	2.5	2.4	2.4								
Avg. Stride Length [m]	7.3	7.3	7.3	7.3	7.2								



- [] Ranking at each section and finish
- .-.- No data available at this section
- NA No data available



Horse/Jockey Name	Whatsupbuttercup
Final Rank	12
Fastest Section Time (Section)	0:10.41 (800m)
Top Speed [km/h] (Section)	69.2 (800m)
Race State	Finished



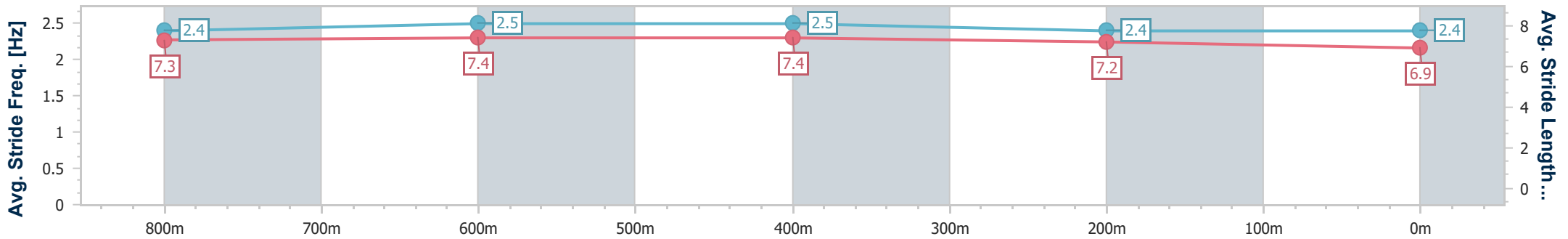
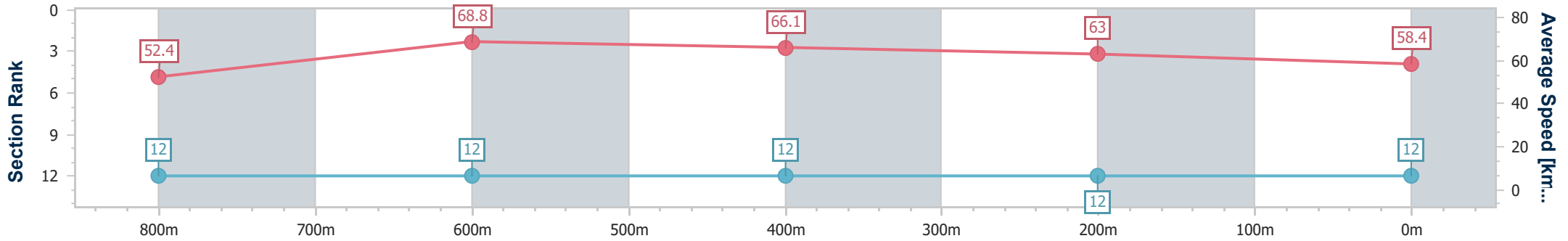
Townsville QLD Professional
Race 1: KEY MOTORS TOWNSVILLE SUBARU Maiden Plate - 1000m



17 May 2024 - 13:00

Track Rating: Good 4, Weather: Fine, Rail Position: +4.5m 1000-W/Post; +3m Remainder

Section	Overall	800m	600m	400m	200m
Section Times	0:58.96 [12] (0:13.79)	0:45.17 [12] (0:10.41)	0:34.76 [12] (0:10.92)	0:23.84 [12] (0:11.49)	0:12.35 [12] (0:12.35)
Average Speed [km/h]	52.4	68.8	66.1	63.0	58.4
Top Speed [km/h]	68.2	69.2	68.9	64.4	61.6
Avg. Dist. to Rail [m]	7.3	1.4	1.4	3.5	4.2
Avg. Stride Freq. [Hz]	2.4	2.5	2.5	2.4	2.4
Avg. Stride Length [m]	7.3	7.4	7.4	7.2	6.9



- [] Ranking at each section and finish
- .-.- No data available at this section
- NA No data available



Townsville QLD Professional

Race 2: TOWNSVILLE MAZDA BT50 OPEN Handicap - 1400m

17 May 2024 - 13:35



Track Rating: Good 4, Weather: Fine, Rail Position: +4.5m 1000-W/Post; +3m Remainder

Section	Field Times	Overall	1200m	1000m	800m	600m	400m	Last 600m				
		1:22.26 (0:14.44)	1:07.82 (0:11.01)	0:56.81 (0:11.46)	0:45.35 (0:11.29)	0:34.06 (0:11.13)	0:22.93 (0:11.25)	0:34.06				
Rank	TAB Horse/Jockey	Barrier	Top Speed [km/h]	Fastest Section					Distance Travelled [m]			
1	5 INDICTMENT Chris Whiteley	1	65.9 600m	0:11.10 600m	1:22.26 [1] (0:14.67)	1:07.59 [5] (0:11.28)	0:56.31 [5] (0:11.28)	0:45.03 [5] (0:11.27)	0:33.76 [4] (0:11.10)	0:22.66 [3] (0:11.13)	0:33.76	
2	3 INVESTOR Scott Sheargold	5	67.8 400m	0:10.94 400m	1:22.49 [2] (0:14.85)	1:07.64 [7] (0:11.30)	0:56.34 [7] (0:11.34)	0:45.00 [7] (0:11.41)	0:33.59 [7] (0:11.09)	0:22.50 [7] (0:10.94)	0:33.59	+4
3	2 ACROBATIC Chelsea Jokic	4	65.7 600m	0:11.12 600m	1:22.54 [3] (0:14.44)	1:08.10 [1] (0:11.20)	0:56.90 [3] (0:11.30)	0:45.60 [2] (0:11.38)	0:34.22 [2] (0:11.12)	0:23.10 [2] (0:11.21)	0:34.22	+4
4	4 MISS SEATTLE Jackson Murphy	8	67.7 600m	0:11.06 400m	1:22.66 [4] (0:14.80)	1:07.86 [6] (0:11.28)	0:56.58 [6] (0:11.30)	0:45.28 [6] (0:11.42)	0:33.86 [6] (0:11.16)	0:22.70 [6] (0:11.06)	0:33.86	+8
5	6 STICK TO YOUR GUNS Nathan Thomas	7	67.1 1200m	0:10.98 1200m	1:22.71 [5] (0:14.47)	1:08.24 [2] (0:10.98)	0:57.26 [1] (0:11.46)	0:45.80 [1] (0:11.29)	0:34.51 [1] (0:11.13)	0:23.38 [1] (0:11.25)	0:34.51	+0
6	8 VIENNA RAIN Jason Taylor	2	66.3 600m	0:11.05 600m	1:22.74 [6] (0:14.59)	1:08.15 [4] (0:11.14)	0:57.01 [4] (0:11.44)	0:45.57 [4] (0:11.40)	0:34.17 [5] (0:11.05)	0:23.12 [4] (0:11.22)	0:34.17	+6
7	1 PANIAGUA Frank Edwards	3	66.7 1200m	0:11.01 1200m	1:23.40 [7] (0:14.54)	1:08.86 [3] (0:11.01)	0:57.85 [2] (0:11.45)	0:46.40 [3] (0:11.43)	0:34.97 [3] (0:11.36)	0:23.61 [5] (0:11.56)	0:34.97	+9
8	7 TINTINWIN Isabella Teh	6	65.5 1000m	0:11.23 1000m	1:24.22 [8] (0:15.08)	1:09.14 [8] (0:11.50)	0:57.64 [8] (0:11.23)	0:46.41 [8] (0:11.25)	0:35.16 [8] (0:11.35)	0:23.81 [8] (0:11.61)	0:35.16	+1



Townsville QLD Professional

Race 2: TOWNSVILLE MAZDA BT50 OPEN Handicap - 1400m

17 May 2024 - 13:35



Track Rating: Good 4, Weather: Fine, Rail Position: +4.5m 1000-W/Post; +3m Remainder

Section							200m			Last 600m
Field Times							0:11.68			0:34.06
							(0:11.68)			
Rank	TAB	Horse/Jockey	Barrier	Top Speed [km/h]	Fastest Section	Margin			Distance Travelled [m]	
1	5	INDICTMENT Chris Whiteley	1	65.9 600m	0:11.10 600m	0:11.53 [3] (0:11.53)	1:22.26		0:33.76	
2	3	INVESTOR Scott Sheargold	5	67.8 400m	0:10.94 400m	0:11.56 [5] (0:11.56)	1.3L		0:33.59 +4	
3	2	ACROBATIC Chelsea Jokic	4	65.7 600m	0:11.12 600m	0:11.89 [2] (0:11.89)	1.61L		0:34.22 +4	
4	4	MISS SEATTLE Jackson Murphy	8	67.7 600m	0:11.06 400m	0:11.64 [6] (0:11.64)	2.34L		0:33.86 +8	
5	6	STICK TO YOUR GUNS Nathan Thomas	7	67.1 1200m	0:10.98 1200m	0:12.13 [1] (0:12.13)	2.59L		0:34.51 +0	
6	8	VIENNA RAIN Jason Taylor	2	66.3 600m	0:11.05 600m	0:11.90 [4] (0:11.90)	2.82L		0:34.17 +6	
7	1	PANIAGUA Frank Edwards	3	66.7 1200m	0:11.01 1200m	0:12.05 [7] (0:12.05)	6.67L		0:34.97 +9	
8	7	TINTINWIN Isabella Teh	6	65.5 1000m	0:11.23 1000m	0:12.20 [8] (0:12.20)	11.53L		0:35.16 +1	



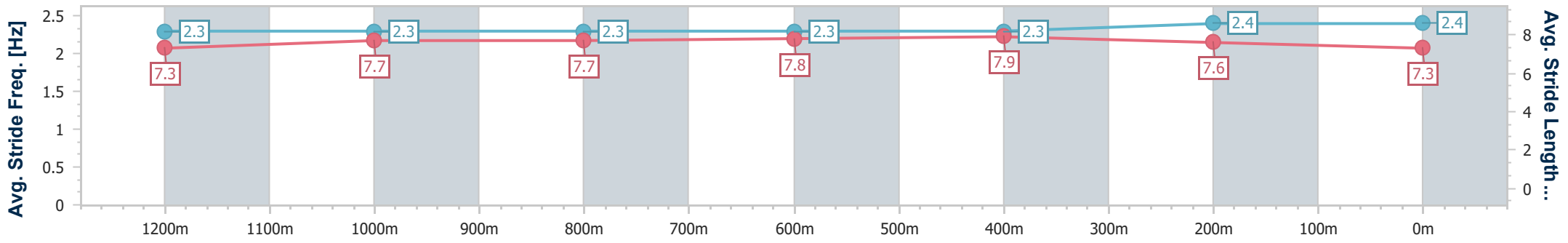
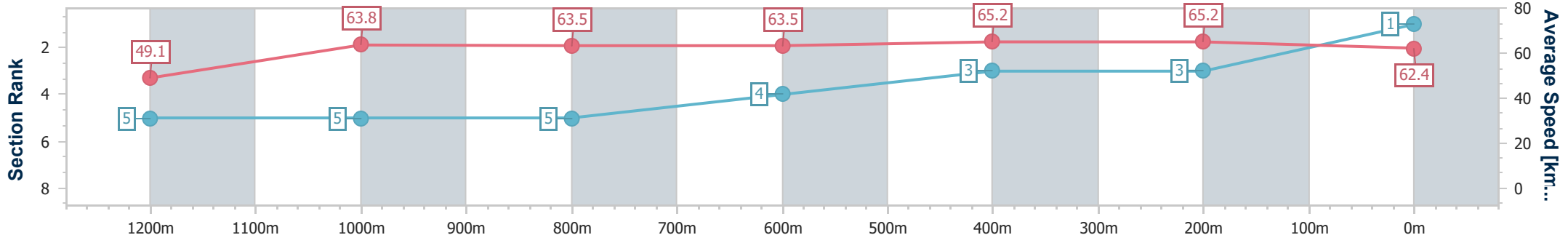
Horse/Jockey Name	Indictment
Final Rank	1
Fastest Section Time (Section)	0:11.10 (600m)
Top Speed [km/h] (Section)	65.9 (600m)
Race State	Finished



Townsville QLD Professional
 Race 2: TOWNSVILLE MAZDA BT50 OPEN Handicap - 1400m
 17 May 2024 - 13:35
 Track Rating: Good 4, Weather: Fine, Rail Position: +4.5m 1000-
 W/Post; +3m Remainder



Section	Overall	1200m	1000m	800m	600m	400m	200m
Section Times	1:22.26 [1] (0:14.67)	1:07.59 [5] (0:11.28)	0:56.31 [5] (0:11.28)	0:45.03 [5] (0:11.27)	0:33.76 [4] (0:11.10)	0:22.66 [3] (0:11.13)	0:11.53 [3] (0:11.53)
Average Speed [km/h]	49.1	63.8	63.5	63.5	65.2	65.2	62.4
Top Speed [km/h]	63.1	64.8	64.6	64.7	65.9	65.6	65.4
Avg. Dist. to Rail [m]	1.2	0.6	1.3	0.7	1.2	4.6	7.5
Avg. Stride Freq. [Hz]	2.3	2.3	2.3	2.3	2.3	2.4	2.4
Avg. Stride Length [m]	7.3	7.7	7.7	7.8	7.9	7.6	7.3



- [] Ranking at each section and finish
- .-.- No data available at this section
- NA No data available



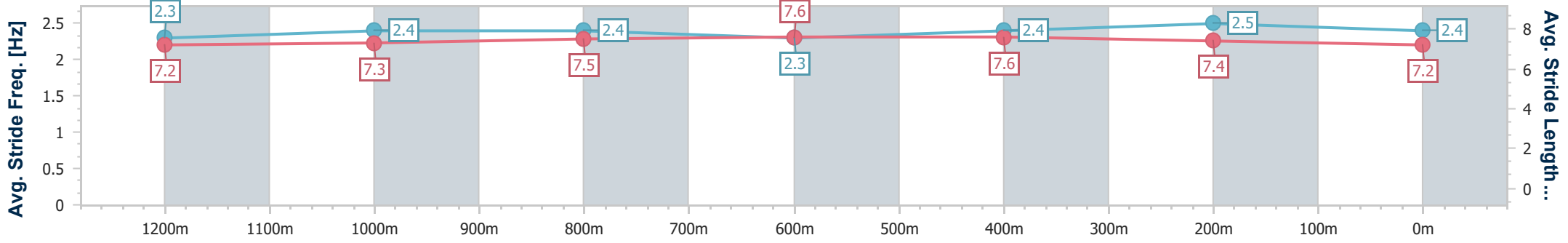
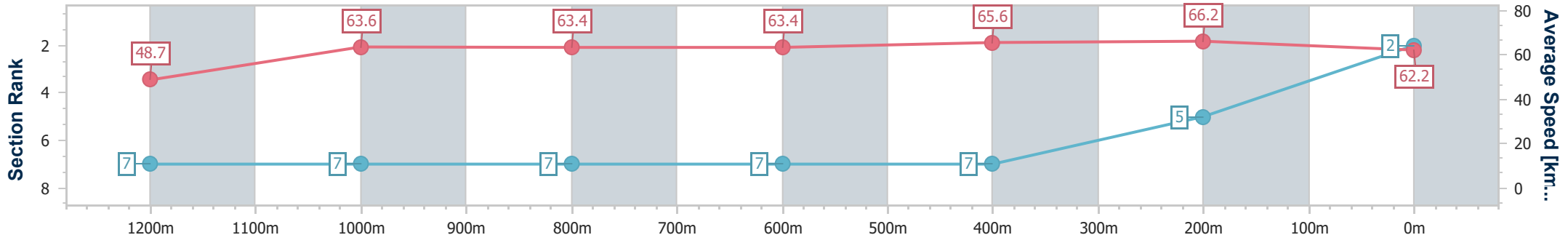
Horse/Jockey Name	Investor
Final Rank	2
Fastest Section Time (Section)	0:10.94 (400m)
Top Speed [km/h] (Section)	67.8 (400m)
Race State	Finished



Townsville QLD Professional
 Race 2: TOWNSVILLE MAZDA BT50 OPEN Handicap - 1400m
 17 May 2024 - 13:35
 Track Rating: Good 4, Weather: Fine, Rail Position: +4.5m 1000-
 W/Post; +3m Remainder



Section	Overall	1200m	1000m	800m	600m	400m	200m
Section Times	1:22.49 [2] (0:14.85)	1:07.64 [7] (0:11.30)	0:56.34 [7] (0:11.34)	0:45.00 [7] (0:11.41)	0:33.59 [7] (0:11.09)	0:22.50 [7] (0:10.94)	0:11.56 [5] (0:11.56)
Average Speed [km/h]	48.7	63.6	63.4	63.4	65.6	66.2	62.2
Top Speed [km/h]	62.2	65.6	64.5	65.0	66.6	67.8	65.1
Avg. Dist. to Rail [m]	4.0	0.8	0.5	1.2	2.0	4.6	7.4
Avg. Stride Freq. [Hz]	2.3	2.4	2.4	2.3	2.4	2.5	2.4
Avg. Stride Length [m]	7.2	7.3	7.5	7.6	7.6	7.4	7.2



- [] Ranking at each section and finish
- .-.- No data available at this section
- NA No data available



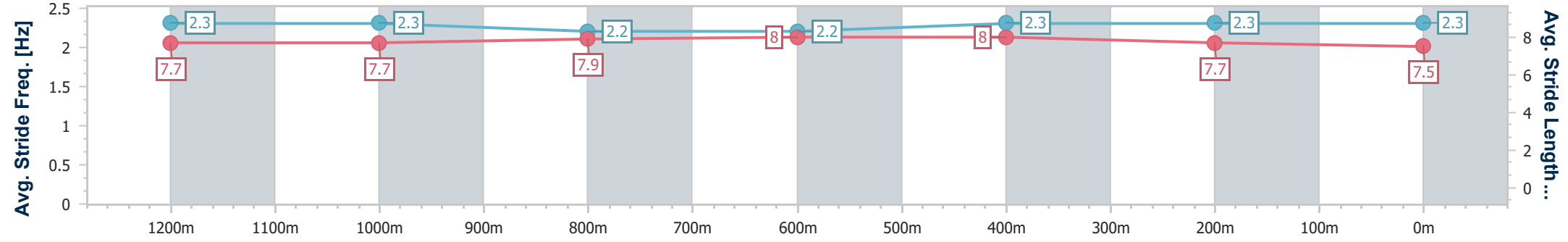
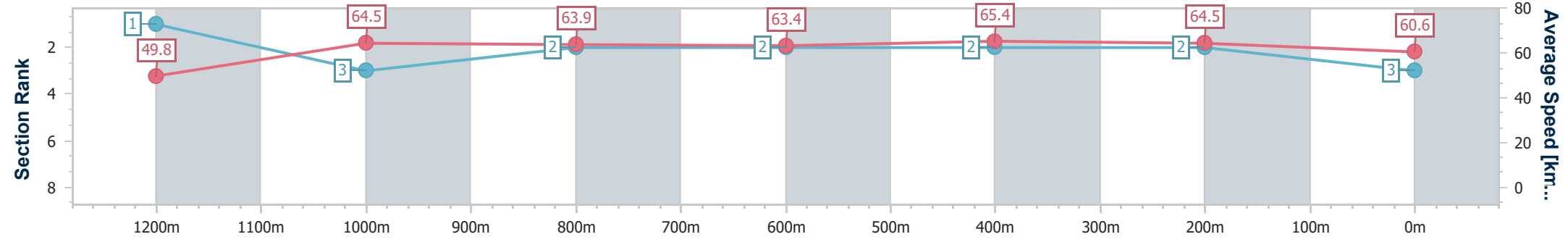
Horse/Jockey Name	Acrobatic
Final Rank	3
Fastest Section Time (Section)	0:11.12 (600m)
Top Speed [km/h] (Section)	65.7 (600m)
Race State	Finished



Townsville QLD Professional
 Race 2: TOWNSVILLE MAZDA BT50 OPEN Handicap - 1400m
 17 May 2024 - 13:35
 Track Rating: Good 4, Weather: Fine, Rail Position: +4.5m 1000-
 W/Post; +3m Remainder



Section	Overall	1200m	1000m	800m	600m	400m	200m
Section Times	1:22.54 [3] (0:14.44)	1:08.10 [1] (0:11.20)	0:56.90 [3] (0:11.30)	0:45.60 [2] (0:11.38)	0:34.22 [2] (0:11.12)	0:23.10 [2] (0:11.21)	0:11.89 [2] (0:11.89)
Average Speed [km/h]	49.8	64.5	63.9	63.4	65.4	64.5	60.6
Top Speed [km/h]	64.0	65.2	65.3	64.6	65.7	65.4	63.2
Avg. Dist. to Rail [m]	4.2	0.9	0.7	0.8	1.7	4.1	5.5
Avg. Stride Freq. [Hz]	2.3	2.3	2.2	2.2	2.3	2.3	2.3
Avg. Stride Length [m]	7.7	7.7	7.9	8.0	8.0	7.7	7.5



- [] Ranking at each section and finish
- .-.- No data available at this section
- NA No data available



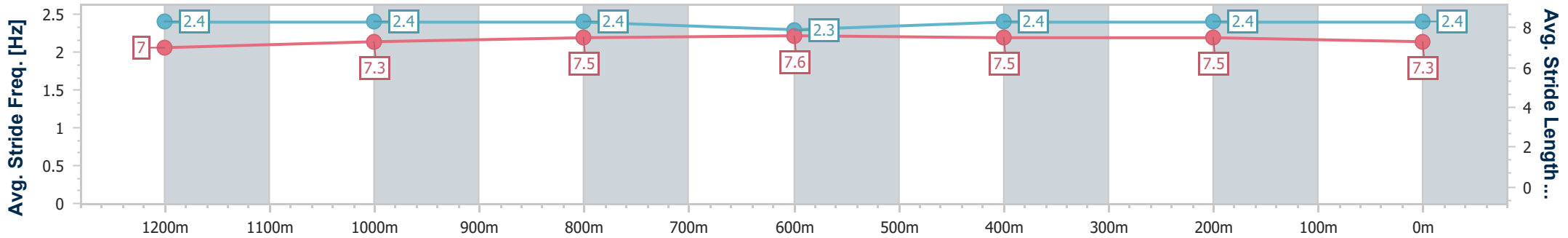
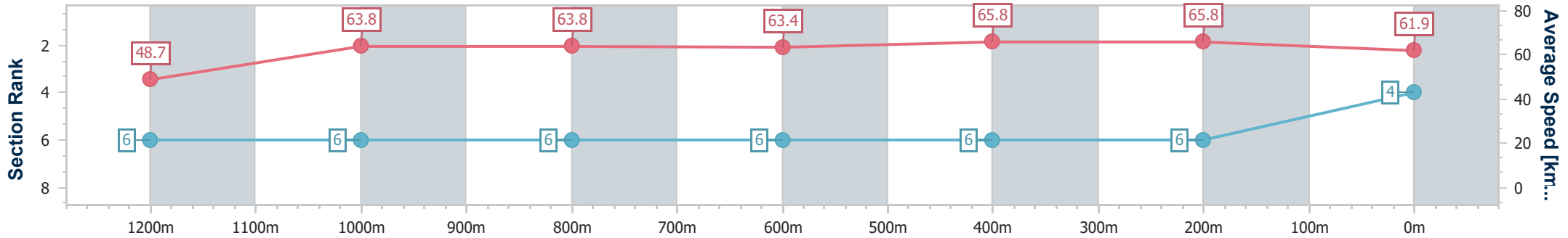
Horse/Jockey Name	Miss Seattle
Final Rank	4
Fastest Section Time (Section)	0:11.06 (400m)
Top Speed [km/h] (Section)	67.7 (600m)
Race State	Finished



Townsville QLD Professional
 Race 2: TOWNSVILLE MAZDA BT50 OPEN Handicap - 1400m
 17 May 2024 - 13:35
 Track Rating: Good 4, Weather: Fine, Rail Position: +4.5m 1000-
 W/Post; +3m Remainder



Section	Overall	1200m	1000m	800m	600m	400m	200m
Section Times	1:22.66 [4] (0:14.80)	1:07.86 [6] (0:11.28)	0:56.58 [6] (0:11.30)	0:45.28 [6] (0:11.42)	0:33.86 [6] (0:11.16)	0:22.70 [6] (0:11.06)	0:11.64 [6] (0:11.64)
Average Speed [km/h]	48.7	63.8	63.8	63.4	65.8	65.8	61.9
Top Speed [km/h]	62.2	65.7	65.0	64.1	67.7	66.8	64.6
Avg. Dist. to Rail [m]	7.0	2.0	0.5	1.0	3.9	7.4	10.6
Avg. Stride Freq. [Hz]	2.4	2.4	2.4	2.3	2.4	2.4	2.4
Avg. Stride Length [m]	7.0	7.3	7.5	7.6	7.5	7.5	7.3



- [] Ranking at each section and finish
- .-.- No data available at this section
- NA No data available



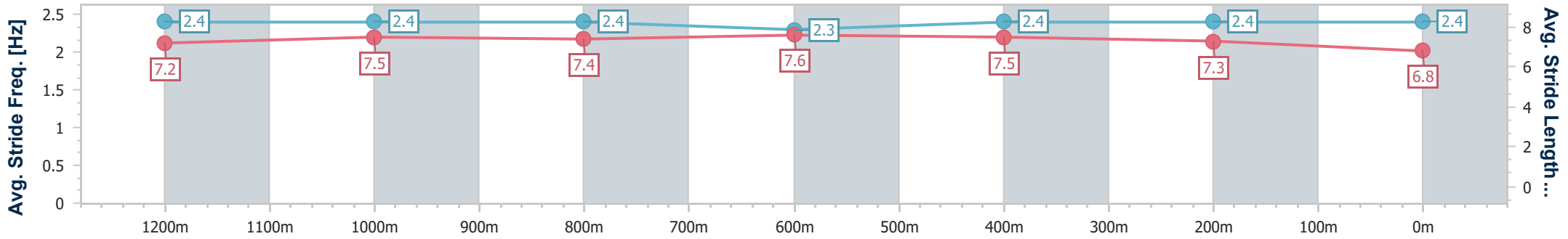
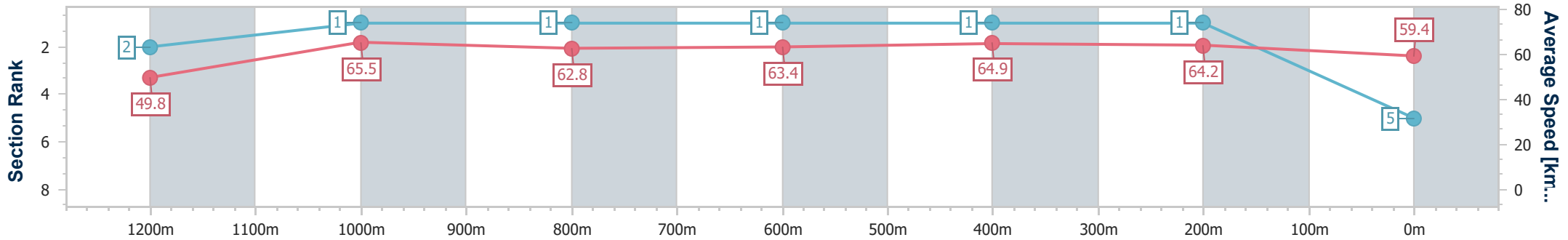
Horse/Jockey Name	Stick To Your Guns
Final Rank	5
Fastest Section Time (Section)	0:10.98 (1200m)
Top Speed [km/h] (Section)	67.1 (1200m)
Race State	Finished



Townsville QLD Professional
 Race 2: TOWNSVILLE MAZDA BT50 OPEN Handicap - 1400m
 17 May 2024 - 13:35
 Track Rating: Good 4, Weather: Fine, Rail Position: +4.5m 1000-
 W/Post; +3m Remainder



Section	Overall	1200m	1000m	800m	600m	400m	200m
Section Times	1:22.71 [5] (0:14.47)	1:08.24 [2] (0:10.98)	0:57.26 [1] (0:11.46)	0:45.80 [1] (0:11.29)	0:34.51 [1] (0:11.13)	0:23.38 [1] (0:11.25)	0:12.13 [1] (0:12.13)
Average Speed [km/h]	49.8	65.5	62.8	63.4	64.9	64.2	59.4
Top Speed [km/h]	65.5	67.1	64.0	65.1	65.7	65.9	62.9
Avg. Dist. to Rail [m]	6.3	2.8	0.7	1.2	0.8	2.9	3.9
Avg. Stride Freq. [Hz]	2.4	2.4	2.4	2.3	2.4	2.4	2.4
Avg. Stride Length [m]	7.2	7.5	7.4	7.6	7.5	7.3	6.8



- [] Ranking at each section and finish
- .-.- No data available at this section
- NA No data available



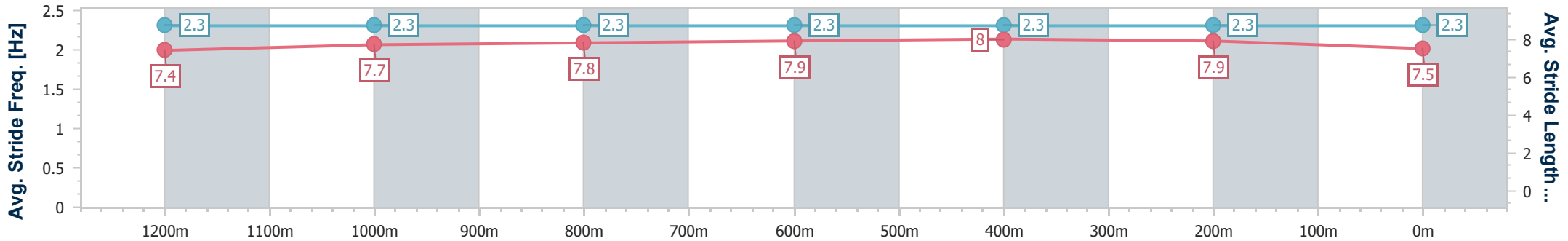
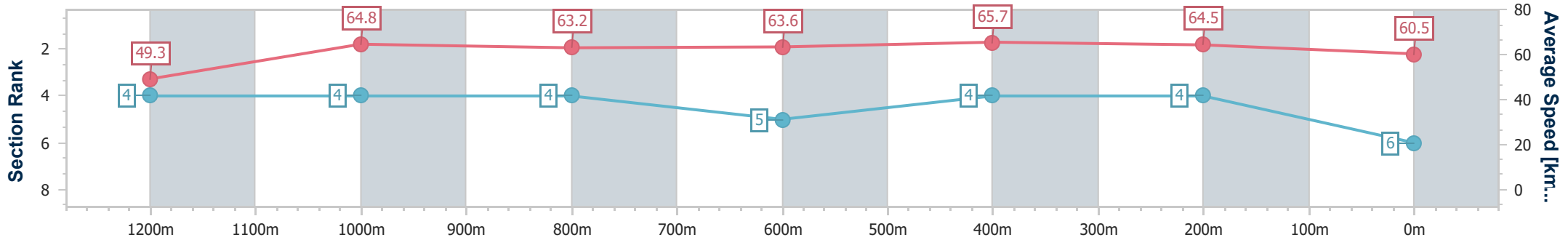
Horse/Jockey Name	Vienna Rain
Final Rank	6
Fastest Section Time (Section)	0:11.05 (600m)
Top Speed [km/h] (Section)	66.3 (600m)
Race State	Finished



Townsville QLD Professional
 Race 2: TOWNSVILLE MAZDA BT50 OPEN Handicap - 1400m
 17 May 2024 - 13:35
 Track Rating: Good 4, Weather: Fine, Rail Position: +4.5m 1000-
 W/Post; +3m Remainder



Section	Overall	1200m	1000m	800m	600m	400m	200m
Section Times	1:22.74 [6] (0:14.59)	1:08.15 [4] (0:11.14)	0:57.01 [4] (0:11.44)	0:45.57 [4] (0:11.40)	0:34.17 [5] (0:11.05)	0:23.12 [4] (0:11.22)	0:11.90 [4] (0:11.90)
Average Speed [km/h]	49.3	64.8	63.2	63.6	65.7	64.5	60.5
Top Speed [km/h]	64.0	65.9	64.0	64.7	66.3	65.5	63.0
Avg. Dist. to Rail [m]	2.3	2.5	1.3	1.1	1.9	4.7	7.4
Avg. Stride Freq. [Hz]	2.3	2.3	2.3	2.3	2.3	2.3	2.3
Avg. Stride Length [m]	7.4	7.7	7.8	7.9	8.0	7.9	7.5



- [] Ranking at each section and finish
- .-.- No data available at this section
- NA No data available



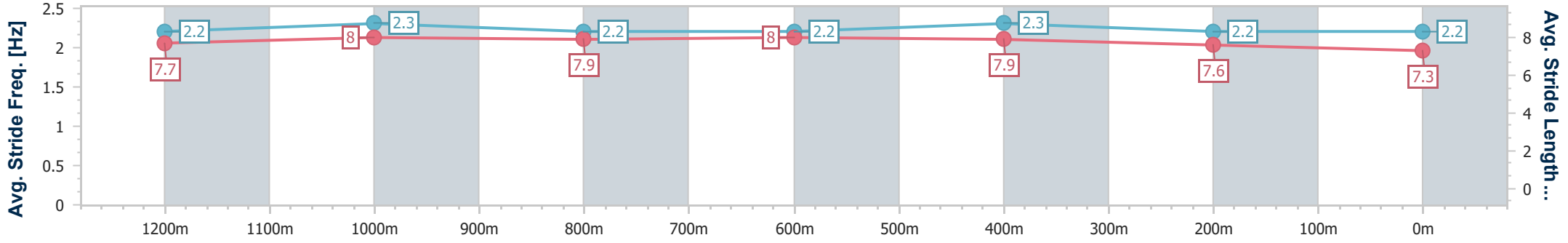
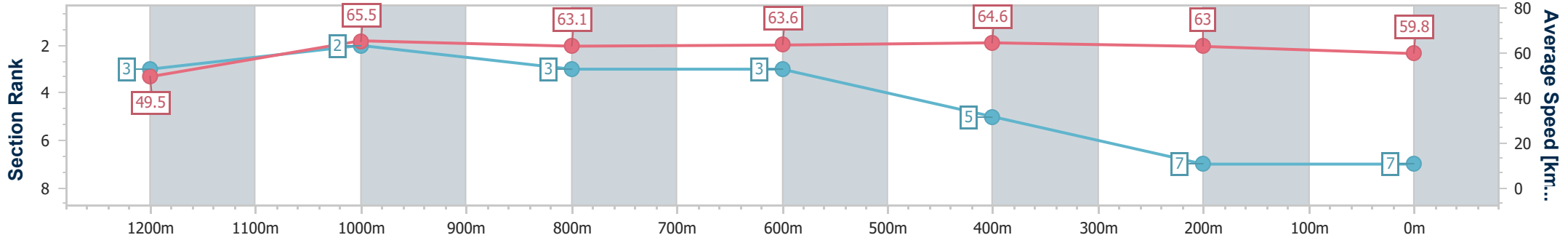
Horse/Jockey Name	Paniagua
Final Rank	7
Fastest Section Time (Section)	0:11.01 (1200m)
Top Speed [km/h] (Section)	66.7 (1200m)
Race State	Finished



Townsville QLD Professional
 Race 2: TOWNSVILLE MAZDA BT50 OPEN Handicap - 1400m
 17 May 2024 - 13:35
 Track Rating: Good 4, Weather: Fine, Rail Position: +4.5m 1000-
 W/Post; +3m Remainder



Section	Overall	1200m	1000m	800m	600m	400m	200m
Section Times	1:23.40 [7] (0:14.54)	1:08.86 [3] (0:11.01)	0:57.85 [2] (0:11.45)	0:46.40 [3] (0:11.43)	0:34.97 [3] (0:11.36)	0:23.61 [5] (0:11.56)	0:12.05 [7] (0:12.05)
Average Speed [km/h]	49.5	65.5	63.1	63.6	64.6	63.0	59.8
Top Speed [km/h]	64.5	66.7	65.0	64.6	65.0	64.5	62.3
Avg. Dist. to Rail [m]	3.7	2.3	0.8	2.0	3.9	6.4	8.0
Avg. Stride Freq. [Hz]	2.2	2.3	2.2	2.2	2.3	2.2	2.2
Avg. Stride Length [m]	7.7	8.0	7.9	8.0	7.9	7.6	7.3



- [] Ranking at each section and finish
- .-.- No data available at this section
- NA No data available



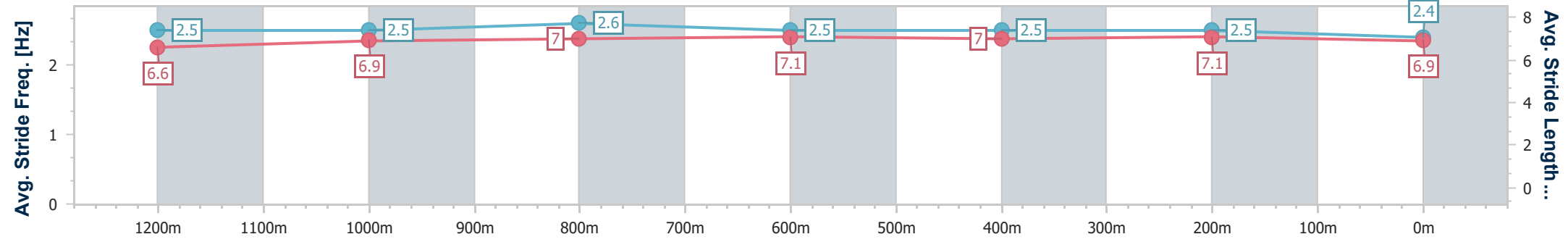
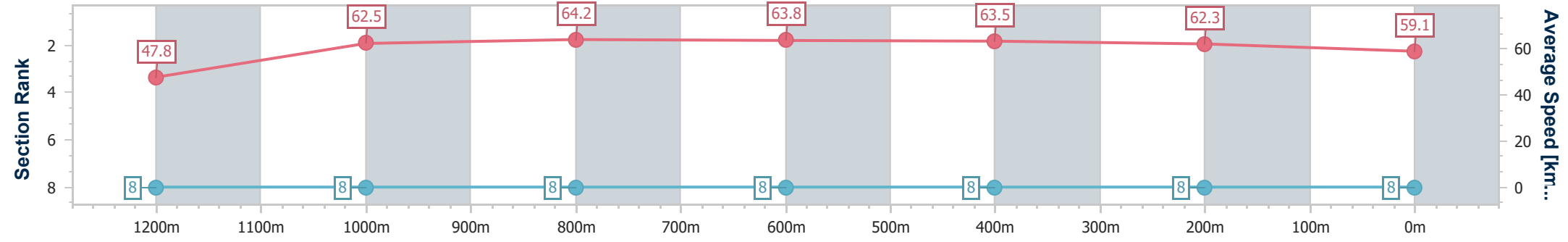
Horse/Jockey Name	Tintinwin
Final Rank	8
Fastest Section Time (Section)	0:11.23 (1000m)
Top Speed [km/h] (Section)	65.5 (1000m)
Race State	Finished



Townsville QLD Professional
 Race 2: TOWNSVILLE MAZDA BT50 OPEN Handicap - 1400m
 17 May 2024 - 13:35
 Track Rating: Good 4, Weather: Fine, Rail Position: +4.5m 1000-
 W/Post; +3m Remainder



Section	Overall	1200m	1000m	800m	600m	400m	200m
Section Times	1:24.22 [8] (0:15.08)	1:09.14 [8] (0:11.50)	0:57.64 [8] (0:11.23)	0:46.41 [8] (0:11.25)	0:35.16 [8] (0:11.35)	0:23.81 [8] (0:11.61)	0:12.20 [8] (0:12.20)
Average Speed [km/h]	47.8	62.5	64.2	63.8	63.5	62.3	59.1
Top Speed [km/h]	63.1	63.8	65.5	64.3	64.1	63.9	61.5
Avg. Dist. to Rail [m]	5.3	2.0	0.4	0.7	0.8	3.6	4.2
Avg. Stride Freq. [Hz]	2.5	2.5	2.6	2.5	2.5	2.5	2.4
Avg. Stride Length [m]	6.6	6.9	7.0	7.1	7.0	7.1	6.9



- [] Ranking at each section and finish
- .-.- No data available at this section
- NA No data available



Townsville QLD Professional

Race 3: LAWRENCE & HANSON 2YO QTIS CLASSIC PRELUDE - 1200m

17 May 2024 - 14:10



Track Rating: Good 4, Weather: Fine, Rail Position: +4.5m 1000-W/Post; +3m Remainder

Section												Last 600m		
Field Times		Overall	1000m	800m	600m	400m	200m						0:34.93	
		1:10.32 (0:13.35)	0:56.97 (0:10.70)	0:46.27 (0:11.34)	0:34.93 (0:11.44)	0:23.49 (0:11.40)	0:12.09 (0:12.09)							
Rank	TAB	Horse/Jockey	Barrier	Top Speed [km/h]	Fastest Section							Margin	Distance Travelled [m]	
1	2	HEAD HONCHO	2	68.0	0:10.87	1:10.32 [1]	0:56.57 [5]	0:45.57 [5]	0:34.70 [3]	0:23.43 [2]	0:12.09 [1]	1:10.32	0:34.70	
		Gabrielle Semmens		800m	800m	(0:13.75)	(0:11.00)	(0:10.87)	(0:11.27)	(0:11.34)	(0:12.09)			
2	1	DANCE FOR ME RANDY	12	68.5	0:10.80	1:10.54 [2]	0:56.96 [3]	0:46.16 [2]	0:34.99 [2]	0:23.61 [3]	0:12.23 [2]	1.3L	0:34.99	-2
		Ashley Butler		Overall	1000m	(0:13.58)	(0:10.80)	(0:11.17)	(0:11.38)	(0:11.38)	(0:12.23)			
3	3	THAT'S IT	4	67.9	0:10.95	1:10.55 [3]	0:56.71 [7]	0:45.59 [7]	0:34.64 [7]	0:23.16 [7]	0:11.75 [6]	1.34L	0:34.64	-1
		Jason Taylor		800m	800m	(0:13.84)	(0:11.12)	(0:10.95)	(0:11.48)	(0:11.41)	(0:11.75)			
4	4	HELL OF A BENTLEY	6	67.5	0:10.90	1:10.71 [4]	0:57.08 [4]	0:46.18 [4]	0:35.08 [4]	0:23.63 [4]	0:12.18 [5]	2.3L	0:35.08	-6
		Jackson Murphy		1000m	1000m	(0:13.63)	(0:10.90)	(0:11.10)	(0:11.45)	(0:11.45)	(0:12.18)			
5	6	HAND GRENADE	10	68.6	0:10.70	1:10.81 [5]	0:57.46 [1]	0:46.76 [1]	0:35.42 [1]	0:23.98 [1]	0:12.47 [3]	2.88L	0:35.42	-7
		Adrian Layt		1000m	1000m	(0:13.35)	(0:10.70)	(0:11.34)	(0:11.44)	(0:11.51)	(0:12.47)			
6	7	LOOMING LEGEND	5	70.4	0:10.99	1:10.95 [6]	0:57.46 [2]	0:46.47 [3]	0:35.22 [5]	0:23.87 [5]	0:12.46 [4]	3.66L	0:35.22	-12
		Cody Collis		Overall	1000m	(0:13.49)	(0:10.99)	(0:11.25)	(0:11.35)	(0:11.41)	(0:12.46)			
7	5	UNDER THE SHADOW	11	67.5	0:10.97	1:11.13 [7]	0:57.33 [6]	0:46.29 [6]	0:35.32 [6]	0:23.95 [6]	0:12.31 [7]	4.76L	0:35.32	+0
		Justin Stanley		800m	800m	(0:13.80)	(0:11.04)	(0:10.97)	(0:11.37)	(0:11.64)	(0:12.31)			
8	10	MISHANI I AM	7	67.9	0:10.82	1:11.22 [8]	0:57.12 [8]	0:46.05 [8]	0:35.23 [8]	0:23.83 [8]	0:12.24 [8]	5.25L	0:35.23	-7
		Wanderson D'Avila		800m	800m	(0:14.10)	(0:11.07)	(0:10.82)	(0:11.40)	(0:11.59)	(0:12.24)			
9	8	MISHANI AMORE	1	66.5	0:10.93	1:11.69 [9]	0:57.46 [9]	0:46.50 [9]	0:35.57 [9]	0:24.07 [9]	0:12.32 [9]	8.05L	0:35.57	-14
		Isabella Teh		800m	800m	(0:14.23)	(0:10.96)	(0:10.93)	(0:11.50)	(0:11.75)	(0:12.32)			
10	9	MISHANI BURN	9	67.1	0:10.83	1:12.50 [10]	0:58.02 [11]	0:47.05 [10]	0:36.22 [10]	0:24.88 [10]	0:12.93 [10]	12.8L	0:36.22	-4
		Chelsea Jokic		800m	800m	(0:14.48)	(0:10.97)	(0:10.83)	(0:11.34)	(0:11.95)	(0:12.93)			

Scratched: Sogoya (#12)

[] Ranking at each section and finish
 -:-:- No data available at this section
 NA No data available

SCN Saddle cloth number
 DNF Did not finish
 DNT Did not track



Townsville QLD Professional

Race 3: LAWRENCE & HANSON 2YO QTIS CLASSIC PRELUDE - 1200m

17 May 2024 - 14:10



Track Rating: Good 4, Weather: Fine, Rail Position: +4.5m 1000-W/Post; +3m Remainder

Section	Overall	1000m	800m	600m	400m	200m	Last 600m
Field Times	1:10.32 (0:13.35)	0:56.97 (0:10.70)	0:46.27 (0:11.34)	0:34.93 (0:11.44)	0:23.49 (0:11.40)	0:12.09 (0:12.09)	0:34.93

Rank	TAB	Horse/Jockey	Barrier	Top Speed [km/h]	Fastest Section	Margin	Distance Travelled [m]
11	11	MISHANI WOLF	8	66.1	0:11.13	30.22L	0:38.68
		Nathan Thomas		800m	1000m		-9

Scratched: Sogoya (#12)



Horse/Jockey Name	Head Honcho
Final Rank	1
Fastest Section Time (Section)	0:10.87 (800m)
Top Speed [km/h] (Section)	68.0 (800m)
Race State	Finished



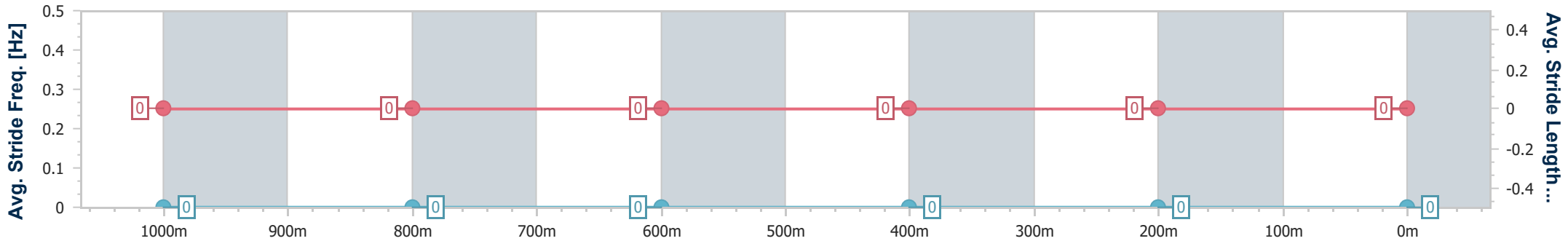
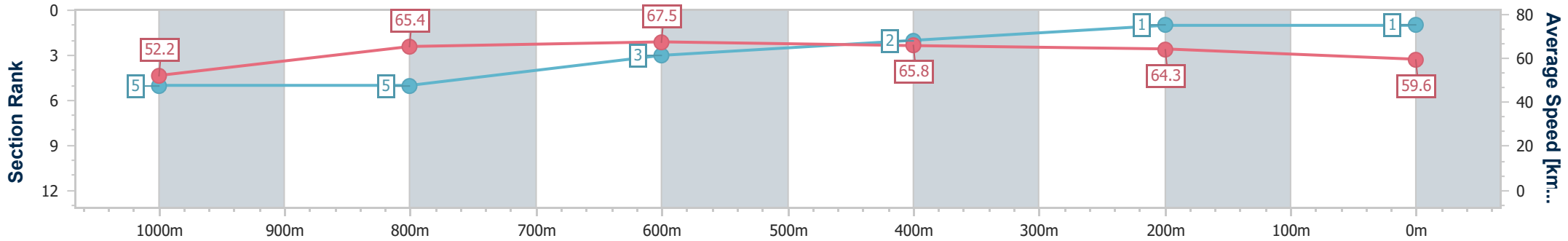
Townsville QLD Professional
Race 3: LAWRENCE & HANSON 2YO QTIS CLASSIC PRELUDE
- 1200m



17 May 2024 - 14:10

Track Rating: Good 4, Weather: Fine, Rail Position: +4.5m 1000-
W/Post; +3m Remainder

Section	Overall	1000m	800m	600m	400m	200m								
Section Times	1:10.32 [1] (0:13.75)	0:56.57 [5] (0:11.00)	0:45.57 [5] (0:10.87)	0:34.70 [3] (0:11.27)	0:23.43 [2] (0:11.34)	0:12.09 [1] (0:12.09)								
Average Speed [km/h]	52.2	65.4	67.5	65.8	64.3	59.6								
Top Speed [km/h]	67.0	67.8	68.0	67.3	65.7	62.0								
Avg. Dist. to Rail [m]	3.3	1.2	3.5	6.4	7.5	8.8								
Avg. Stride Freq. [Hz]	---	---	---	---	---	---								
Avg. Stride Length [m]	---	---	---	---	---	---								



- [] Ranking at each section and finish
- No data available at this section
- NA No data available



Horse/Jockey Name	Dance For Me Randy
Final Rank	2
Fastest Section Time (Section)	0:10.80 (1000m)
Top Speed [km/h] (Section)	68.5 (Overall)
Race State	Finished



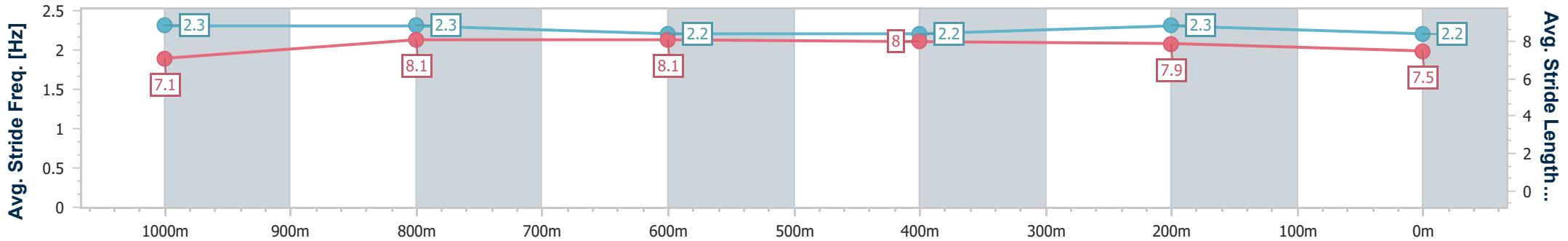
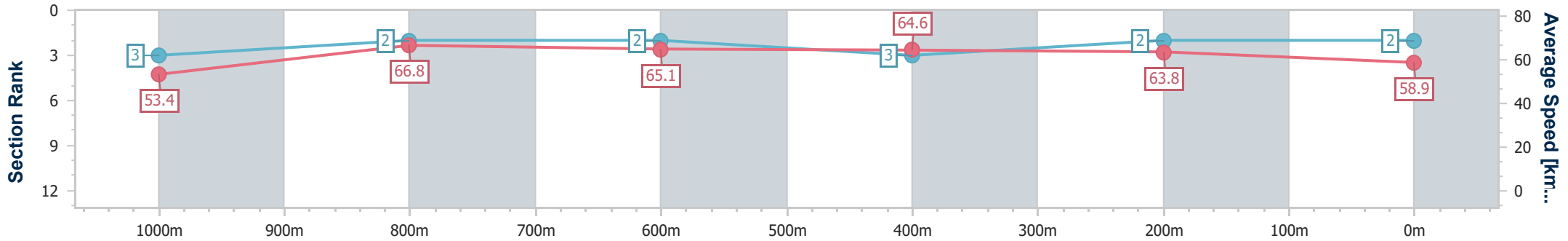
Townsville QLD Professional
Race 3: LAWRENCE & HANSON 2YO QTIS CLASSIC PRELUDE
- 1200m



17 May 2024 - 14:10

Track Rating: Good 4, Weather: Fine, Rail Position: +4.5m 1000-
W/Post; +3m Remainder

Section	Overall	1000m	800m	600m	400m	200m
Section Times	1:10.54 [2] (0:13.58)	0:56.96 [3] (0:10.80)	0:46.16 [2] (0:11.17)	0:34.99 [2] (0:11.38)	0:23.61 [3] (0:11.38)	0:12.23 [2] (0:12.23)
Average Speed [km/h]	53.4	66.8	65.1	64.6	63.8	58.9
Top Speed [km/h]	68.5	68.3	66.1	65.2	64.6	62.3
Avg. Dist. to Rail [m]	11.6	0.8	1.9	4.1	5.2	5.9
Avg. Stride Freq. [Hz]	2.3	2.3	2.2	2.2	2.3	2.2
Avg. Stride Length [m]	7.1	8.1	8.1	8.0	7.9	7.5



- [] Ranking at each section and finish
- .-.- No data available at this section
- NA No data available



Horse/Jockey Name	That's It
Final Rank	3
Fastest Section Time (Section)	0:10.95 (800m)
Top Speed [km/h] (Section)	67.9 (800m)
Race State	Finished



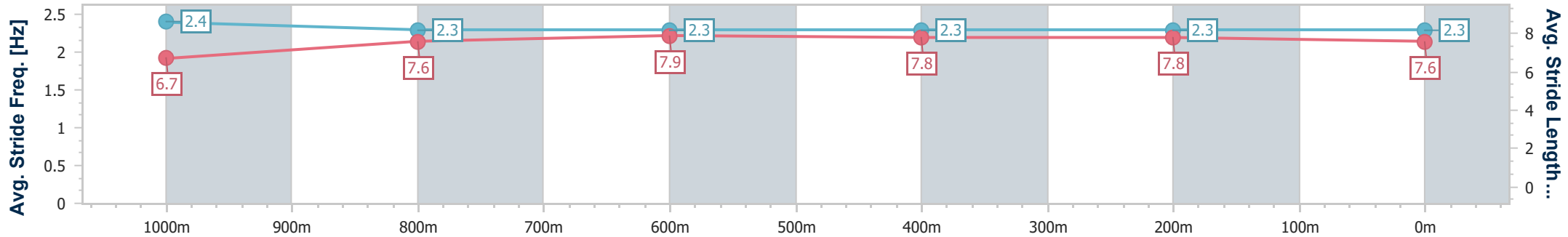
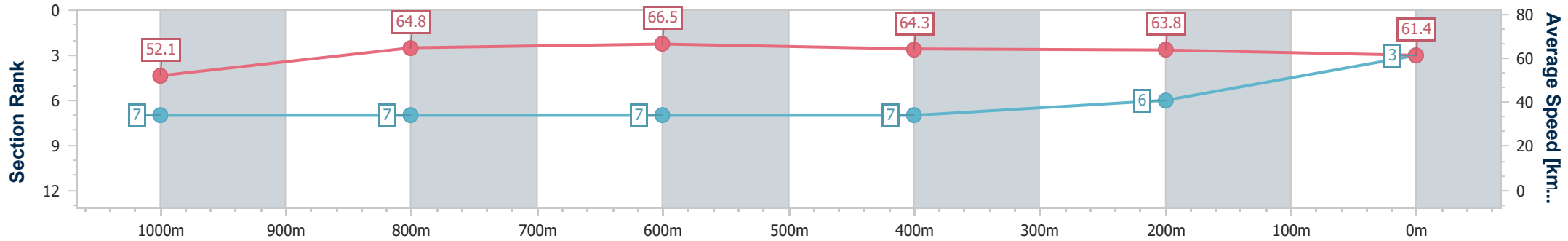
Townsville QLD Professional
Race 3: LAWRENCE & HANSON 2YO QTIS CLASSIC PRELUDE
- 1200m



17 May 2024 - 14:10

Track Rating: Good 4, Weather: Fine, Rail Position: +4.5m 1000-
W/Post; +3m Remainder

Section	Overall	1000m	800m	600m	400m	200m								
Section Times	1:10.55 [3] (0:13.84)	0:56.71 [7] (0:11.12)	0:45.59 [7] (0:10.95)	0:34.64 [7] (0:11.48)	0:23.16 [7] (0:11.41)	0:11.75 [6] (0:11.75)								
Average Speed [km/h]	52.1	64.8	66.5	64.3	63.8	61.4								
Top Speed [km/h]	65.3	66.8	67.9	65.3	65.2	63.0								
Avg. Dist. to Rail [m]	3.8	1.2	2.6	5.2	6.4	8.7								
Avg. Stride Freq. [Hz]	2.4	2.3	2.3	2.3	2.3	2.3								
Avg. Stride Length [m]	6.7	7.6	7.9	7.8	7.8	7.6								



- [] Ranking at each section and finish
- .-.- No data available at this section
- NA No data available



Horse/Jockey Name	Hell Of A Bentley
Final Rank	4
Fastest Section Time (Section)	0:10.90 (1000m)
Top Speed [km/h] (Section)	67.5 (1000m)
Race State	Finished



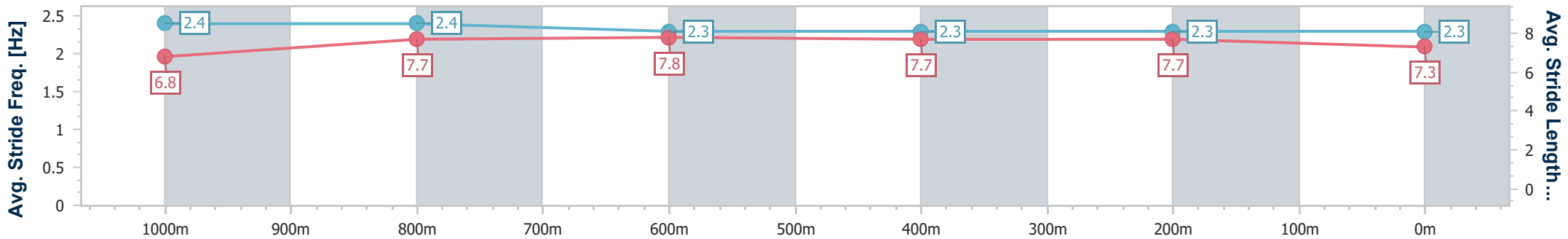
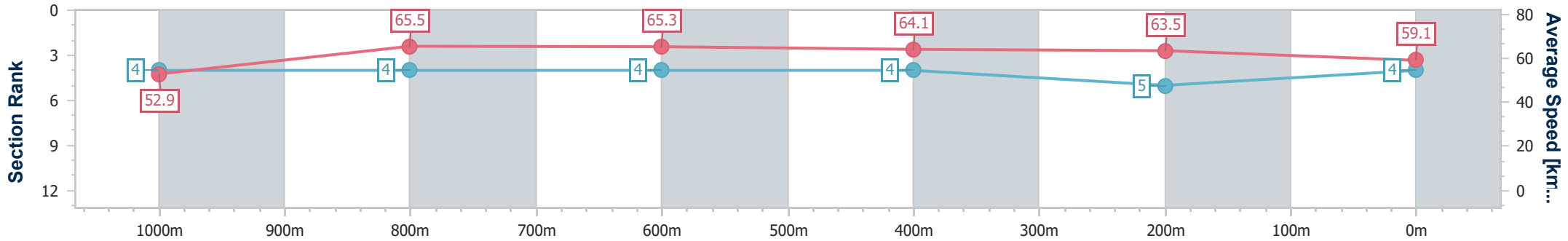
Townsville QLD Professional
Race 3: LAWRENCE & HANSON 2YO QTIS CLASSIC PRELUDE
- 1200m



17 May 2024 - 14:10

Track Rating: Good 4, Weather: Fine, Rail Position: +4.5m 1000-W/Post; +3m Remainder

Section	Overall	1000m	800m	600m	400m	200m
Section Times	1:10.71 [4] (0:13.63)	0:57.08 [4] (0:10.90)	0:46.18 [4] (0:11.10)	0:35.08 [4] (0:11.45)	0:23.63 [4] (0:11.45)	0:12.18 [5] (0:12.18)
Average Speed [km/h]	52.9	65.5	65.3	64.1	63.5	59.1
Top Speed [km/h]	67.3	67.5	66.3	64.6	64.8	61.3
Avg. Dist. to Rail [m]	5.9	1.7	1.5	3.8	5.9	7.6
Avg. Stride Freq. [Hz]	2.4	2.4	2.3	2.3	2.3	2.3
Avg. Stride Length [m]	6.8	7.7	7.8	7.7	7.7	7.3



- [] Ranking at each section and finish
- .-.- No data available at this section
- NA No data available



Horse/Jockey Name	Hand Grenade
Final Rank	5
Fastest Section Time (Section)	0:10.70 (1000m)
Top Speed [km/h] (Section)	68.6 (1000m)
Race State	Finished



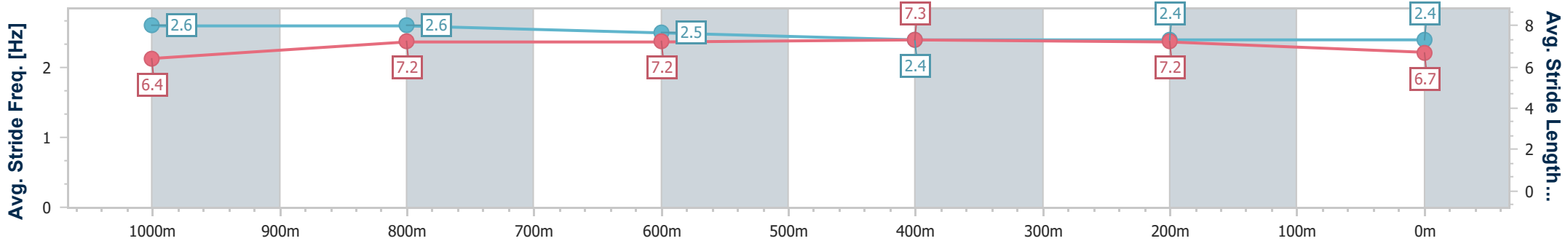
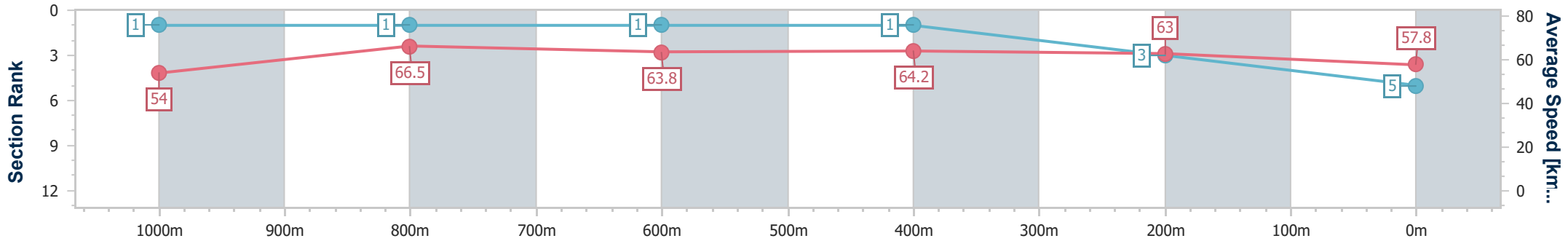
Townsville QLD Professional
Race 3: LAWRENCE & HANSON 2YO QTIS CLASSIC PRELUDE
- 1200m



17 May 2024 - 14:10

Track Rating: Good 4, Weather: Fine, Rail Position: +4.5m 1000-
W/Post; +3m Remainder

Section	Overall	1000m	800m	600m	400m	200m								
Section Times	1:10.81 [5] (0:13.35)	0:57.46 [1] (0:10.70)	0:46.76 [1] (0:11.34)	0:35.42 [1] (0:11.44)	0:23.98 [1] (0:11.51)	0:12.47 [3] (0:12.47)								
Average Speed [km/h]	54.0	66.5	63.8	64.2	63.0	57.8								
Top Speed [km/h]	67.0	68.6	65.6	66.1	65.0	62.3								
Avg. Dist. to Rail [m]	7.3	2.6	1.5	3.8	4.2	5.2								
Avg. Stride Freq. [Hz]	2.6	2.6	2.5	2.4	2.4	2.4								
Avg. Stride Length [m]	6.4	7.2	7.2	7.3	7.2	6.7								



- [] Ranking at each section and finish
- .-.- No data available at this section
- NA No data available



Horse/Jockey Name	Looming Legend
Final Rank	6
Fastest Section Time (Section)	0:10.99 (1000m)
Top Speed [km/h] (Section)	70.4 (Overall)
Race State	Finished



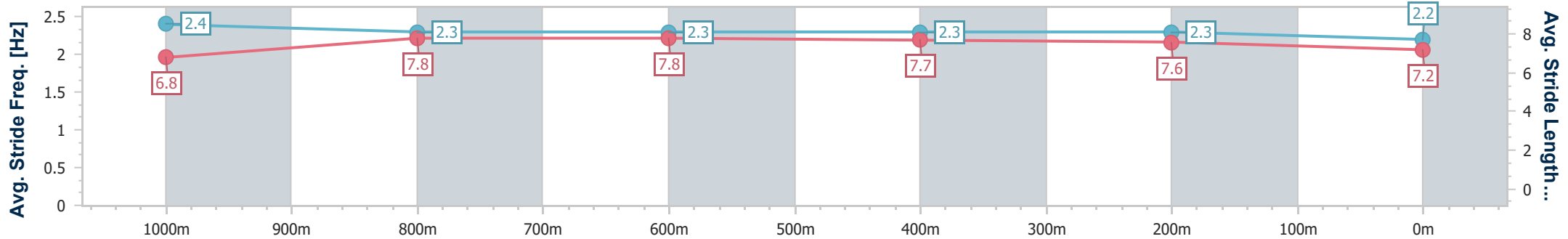
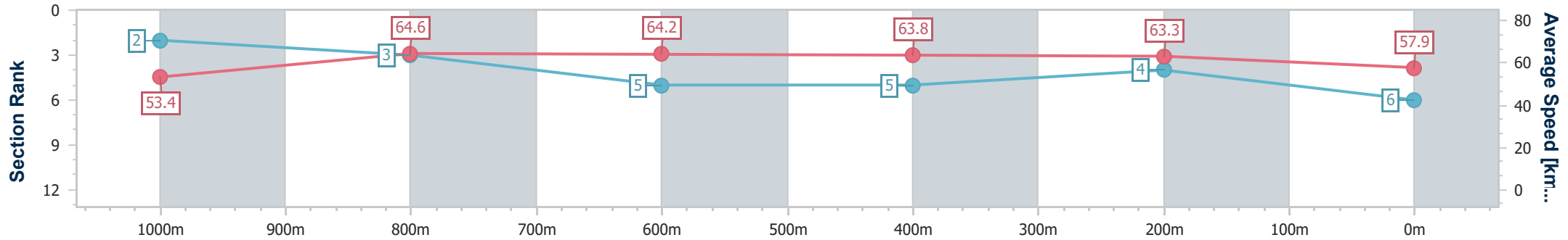
Townsville QLD Professional
Race 3: LAWRENCE & HANSON 2YO QTIS CLASSIC PRELUDE
- 1200m



17 May 2024 - 14:10

Track Rating: Good 4, Weather: Fine, Rail Position: +4.5m 1000-
W/Post; +3m Remainder

Section	Overall	1000m	800m	600m	400m	200m
Section Times	1:10.95 [6] (0:13.49)	0:57.46 [2] (0:10.99)	0:46.47 [3] (0:11.25)	0:35.22 [5] (0:11.35)	0:23.87 [5] (0:11.41)	0:12.46 [4] (0:12.46)
Average Speed [km/h]	53.4	64.6	64.2	63.8	63.3	57.9
Top Speed [km/h]	70.4	66.6	65.9	64.3	64.5	60.6
Avg. Dist. to Rail [m]	5.2	2.9	1.0	1.3	2.2	2.4
Avg. Stride Freq. [Hz]	2.4	2.3	2.3	2.3	2.3	2.2
Avg. Stride Length [m]	6.8	7.8	7.8	7.7	7.6	7.2



- [] Ranking at each section and finish
- .-.- No data available at this section
- NA No data available



Horse/Jockey Name	Under The Shadow
Final Rank	7
Fastest Section Time (Section)	0:10.97 (800m)
Top Speed [km/h] (Section)	67.5 (800m)
Race State	Finished



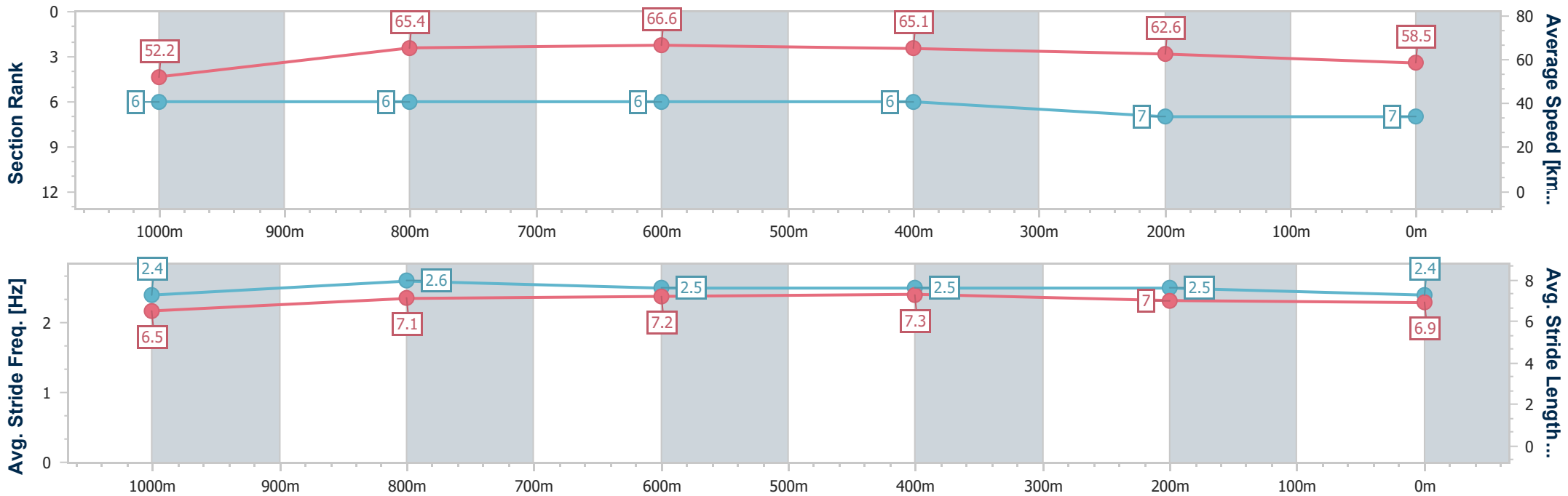
Townsville QLD Professional
Race 3: LAWRENCE & HANSON 2YO QTIS CLASSIC PRELUDE
- 1200m



17 May 2024 - 14:10

Track Rating: Good 4, Weather: Fine, Rail Position: +4.5m 1000-
W/Post; +3m Remainder

Section	Overall	1000m	800m	600m	400m	200m								
Section Times	1:11.13 [7] (0:13.80)	0:57.33 [6] (0:11.04)	0:46.29 [6] (0:10.97)	0:35.32 [6] (0:11.37)	0:23.95 [6] (0:11.64)	0:12.31 [7] (0:12.31)								
Average Speed [km/h]	52.2	65.4	66.6	65.1	62.6	58.5								
Top Speed [km/h]	65.7	67.0	67.5	65.7	64.6	62.0								
Avg. Dist. to Rail [m]	7.4	1.2	3.0	5.7	7.2	9.0								
Avg. Stride Freq. [Hz]	2.4	2.6	2.5	2.5	2.5	2.4								
Avg. Stride Length [m]	6.5	7.1	7.2	7.3	7.0	6.9								



- [] Ranking at each section and finish
- .-.- No data available at this section
- NA No data available



Horse/Jockey Name	Mishani I Am
Final Rank	8
Fastest Section Time (Section)	0:10.82 (800m)
Top Speed [km/h] (Section)	67.9 (800m)
Race State	Finished



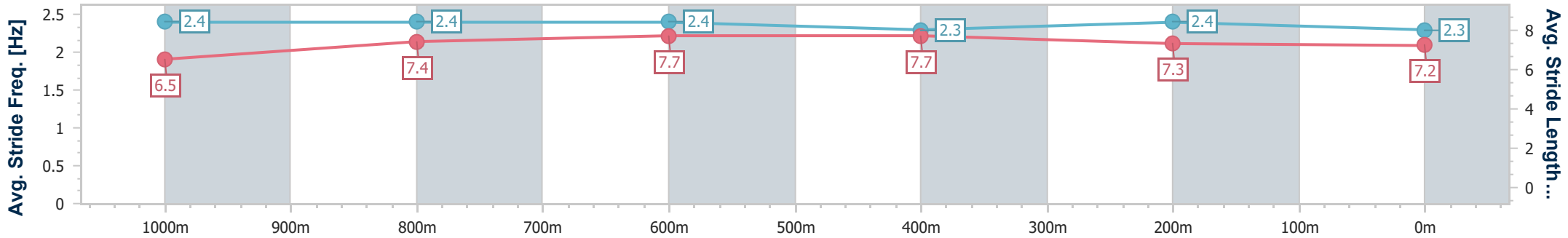
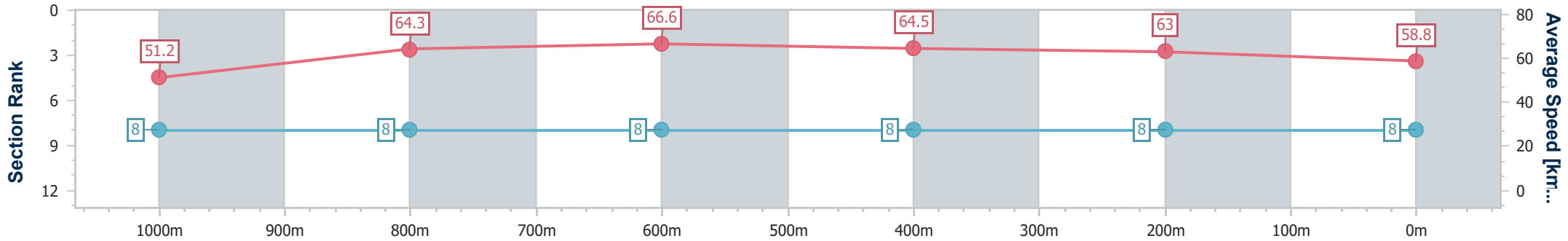
Townsville QLD Professional
Race 3: LAWRENCE & HANSON 2YO QTIS CLASSIC PRELUDE
- 1200m



17 May 2024 - 14:10

Track Rating: Good 4, Weather: Fine, Rail Position: +4.5m 1000-W/Post; +3m Remainder

Section	Overall	1000m	800m	600m	400m	200m								
Section Times	1:11.22 [8] (0:14.10)	0:57.12 [8] (0:11.07)	0:46.05 [8] (0:10.82)	0:35.23 [8] (0:11.40)	0:23.83 [8] (0:11.59)	0:12.24 [8] (0:12.24)								
Average Speed [km/h]	51.2	64.3	66.6	64.5	63.0	58.8								
Top Speed [km/h]	64.3	65.2	67.9	66.0	64.5	61.9								
Avg. Dist. to Rail [m]	6.0	2.3	0.4	4.2	9.0	11.1								
Avg. Stride Freq. [Hz]	2.4	2.4	2.4	2.3	2.4	2.3								
Avg. Stride Length [m]	6.5	7.4	7.7	7.7	7.3	7.2								



- [] Ranking at each section and finish
- .-.- No data available at this section
- NA No data available



Horse/Jockey Name	Mishani Amore
Final Rank	9
Fastest Section Time (Section)	0:10.93 (800m)
Top Speed [km/h] (Section)	66.5 (800m)
Race State	Finished



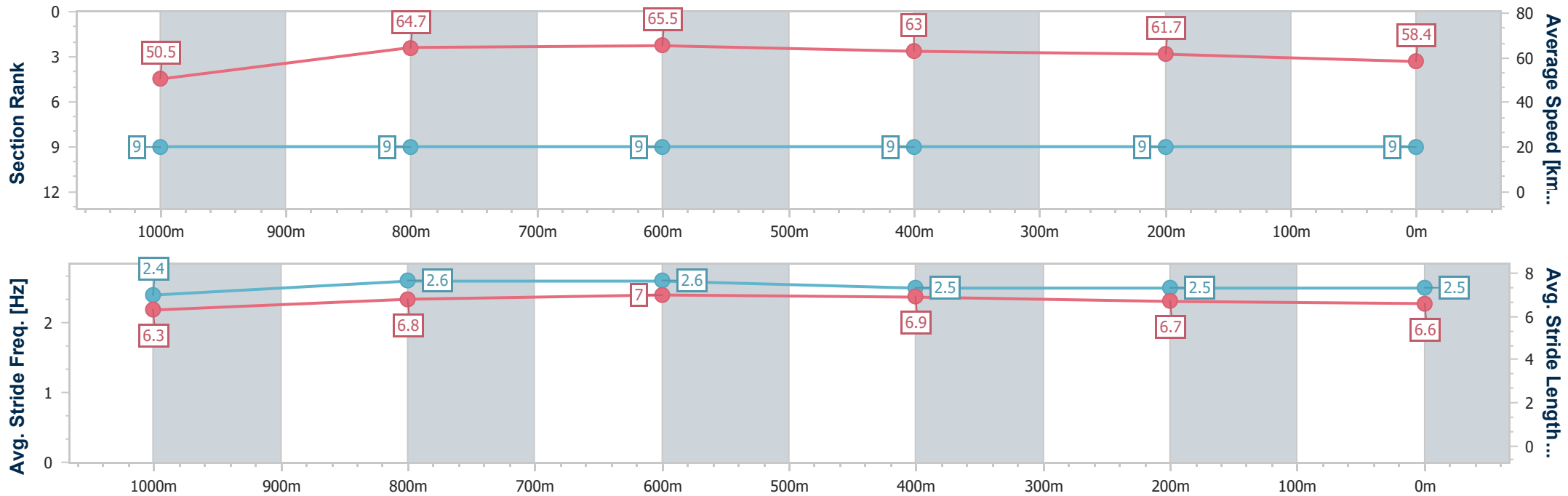
Townsville QLD Professional
Race 3: LAWRENCE & HANSON 2YO QTIS CLASSIC PRELUDE
- 1200m



17 May 2024 - 14:10

Track Rating: Good 4, Weather: Fine, Rail Position: +4.5m 1000-
W/Post; +3m Remainder

Section	Overall	1000m	800m	600m	400m	200m								
Section Times	1:11.69 [9] (0:14.23)	0:57.46 [9] (0:10.96)	0:46.50 [9] (0:10.93)	0:35.57 [9] (0:11.50)	0:24.07 [9] (0:11.75)	0:12.32 [9] (0:12.32)								
Average Speed [km/h]	50.5	64.7	65.5	63.0	61.7	58.4								
Top Speed [km/h]	64.8	66.0	66.5	64.8	62.1	60.6								
Avg. Dist. to Rail [m]	2.8	3.0	1.4	1.6	3.9	5.2								
Avg. Stride Freq. [Hz]	2.4	2.6	2.6	2.5	2.5	2.5								
Avg. Stride Length [m]	6.3	6.8	7.0	6.9	6.7	6.6								



- [] Ranking at each section and finish
- .-.- No data available at this section
- NA No data available



Horse/Jockey Name	Mishani Burn
Final Rank	10
Fastest Section Time (Section)	0:10.83 (800m)
Top Speed [km/h] (Section)	67.1 (800m)
Race State	Finished



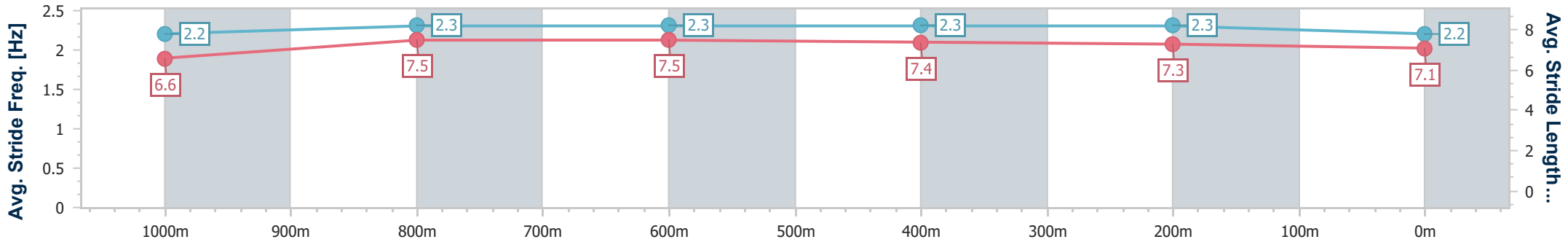
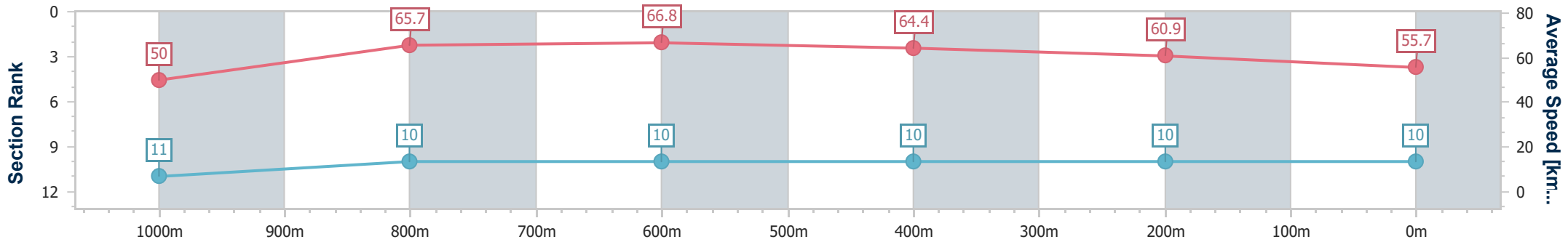
Townsville QLD Professional
Race 3: LAWRENCE & HANSON 2YO QTIS CLASSIC PRELUDE
- 1200m



17 May 2024 - 14:10

Track Rating: Good 4, Weather: Fine, Rail Position: +4.5m 1000-W/Post; +3m Remainder

Section	Overall	1000m	800m	600m	400m	200m								
Section Times	1:12.50 [10] (0:14.48)	0:58.02 [11] (0:10.97)	0:47.05 [10] (0:10.83)	0:36.22 [10] (0:11.34)	0:24.88 [10] (0:11.95)	0:12.93 [10] (0:12.93)								
Average Speed [km/h]	50.0	65.7	66.8	64.4	60.9	55.7								
Top Speed [km/h]	64.6	65.9	67.1	66.3	62.4	59.7								
Avg. Dist. to Rail [m]	9.0	0.5	1.1	2.8	7.1	10.4								
Avg. Stride Freq. [Hz]	2.2	2.3	2.3	2.3	2.3	2.2								
Avg. Stride Length [m]	6.6	7.5	7.5	7.4	7.3	7.1								



- [] Ranking at each section and finish
- .-.- No data available at this section
- NA No data available



Horse/Jockey Name	Mishani Wolf
Final Rank	11
Fastest Section Time (Section)	0:11.13 (1000m)
Top Speed [km/h] (Section)	66.1 (800m)
Race State	Finished



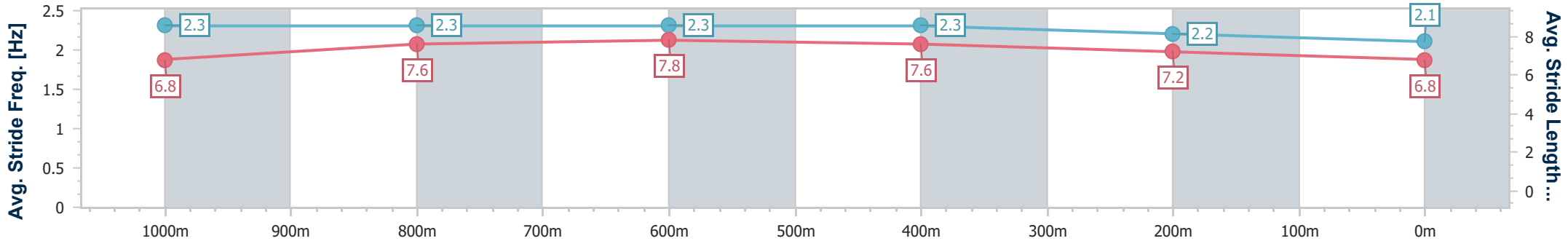
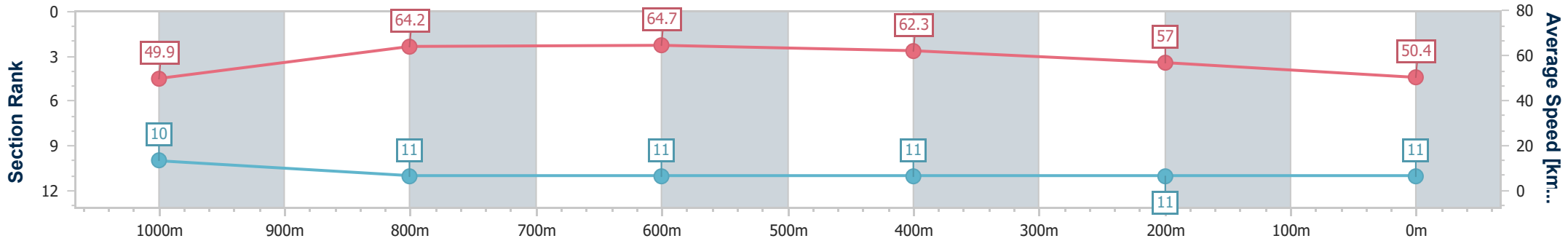
Townsville QLD Professional
Race 3: LAWRENCE & HANSON 2YO QTIS CLASSIC PRELUDE
- 1200m



17 May 2024 - 14:10

Track Rating: Good 4, Weather: Fine, Rail Position: +4.5m 1000-W/Post; +3m Remainder

Section	Overall	1000m	800m	600m	400m	200m								
Section Times	1:15.46 [11] (0:14.47)	1:00.99 [10] (0:11.13)	0:49.86 [11] (0:11.18)	0:38.68 [11] (0:11.69)	0:26.99 [11] (0:12.69)	0:14.30 [11] (0:14.30)								
Average Speed [km/h]	49.9	64.2	64.7	62.3	57.0	50.4								
Top Speed [km/h]	64.0	65.0	66.1	64.5	59.6	53.3								
Avg. Dist. to Rail [m]	6.4	1.5	0.8	2.2	3.6	3.9								
Avg. Stride Freq. [Hz]	2.3	2.3	2.3	2.3	2.2	2.1								
Avg. Stride Length [m]	6.8	7.6	7.8	7.6	7.2	6.8								



- [] Ranking at each section and finish
- .-.- No data available at this section
- NA No data available



Townsville QLD Professional

Race 4: LADBROKE IT! BENCHMARK 55 Handicap - 1609m



17 May 2024 - 14:46

Track Rating: Good 4, Weather: Fine, Rail Position: +4.5m 1000-W/Post; +3m Remainder

Section	Field Times													
Overall	1400m	1200m	1000m	800m	600m	400m	Last 600m							
1:37.16 (0:15.07)	1:22.09 (0:11.05)	1:11.04 (0:11.17)	0:59.87 (0:11.35)	0:48.52 (0:11.42)	0:37.10 (0:11.97)	0:25.13 (0:12.22)	0:37.10							
Rank	TAB	Horse/Jockey	Barrier	Top Speed [km/h]	Fastest Section								Distance Travelled [m]	
1	4	CENTRAL PARK Adrian Layt	3	67.3 800m	0:11.04 800m	1:37.16 [1] (0:15.43)	1:21.73 [5] (0:11.34)	1:10.39 [6] (0:11.42)	0:58.97 [6] (0:11.14)	0:47.83 [5] (0:11.04)	0:36.79 [4] (0:11.66)	0:25.13 [1] (0:12.22)	0:36.79	
2	2	SPECIALTIE Ashley Butler	2	66.9 800m	0:11.13 800m	1:37.32 [2] (0:15.26)	1:22.06 [4] (0:11.31)	1:10.75 [4] (0:11.45)	0:59.30 [4] (0:11.21)	0:48.09 [4] (0:11.13)	0:36.96 [3] (0:11.86)	0:25.10 [5] (0:12.26)	0:36.96	-3
3	10	MELANIN Tyler Leslight	10	66.2 1000m	0:11.03 800m	1:37.37 [3] (0:16.09)	1:21.28 [10] (0:11.36)	1:09.92 [10] (0:11.64)	0:58.28 [10] (0:11.21)	0:47.07 [9] (0:11.03)	0:36.04 [9] (0:11.35)	0:24.69 [9] (0:12.03)	0:36.04	-14
4	8	LADY OF FORTUNE Justin Stanley	6	67.0 800m	0:11.03 800m	1:37.53 [4] (0:15.55)	1:21.98 [6] (0:11.54)	1:10.44 [7] (0:11.54)	0:58.90 [7] (0:11.26)	0:47.64 [8] (0:11.03)	0:36.61 [8] (0:11.54)	0:25.07 [6] (0:12.06)	0:36.61	-1
5	9	IT'S BEEN A TREK Graham Kliese	8	66.1 1400m	0:11.23 800m	1:37.68 [5] (0:15.13)	1:22.55 [2] (0:11.25)	1:11.30 [3] (0:11.38)	0:59.92 [3] (0:11.42)	0:48.50 [3] (0:11.23)	0:37.27 [5] (0:11.79)	0:25.48 [4] (0:12.65)	0:37.27	-2
6	6	BOLD SPLENDOR Cody Collis	4	68.0 800m	0:10.98 800m	1:37.69 [6] (0:15.71)	1:21.98 [9] (0:11.43)	1:10.55 [8] (0:11.49)	0:59.06 [8] (0:11.23)	0:47.83 [7] (0:10.98)	0:36.85 [7] (0:11.69)	0:25.16 [7] (0:12.37)	0:36.85	-6
7	7	EVERLAST Gabrielle Semmens	9	66.8 800m	0:11.21 1400m	1:38.23 [7] (0:15.56)	1:22.67 [7] (0:11.21)	1:11.46 [5] (0:11.40)	1:00.06 [5] (0:11.30)	0:48.76 [6] (0:11.33)	0:37.43 [6] (0:11.84)	0:25.59 [8] (0:12.46)	0:37.43	+6
8	11	WHISKEY ROW Isabella Teh	1	66.2 800m	0:11.08 1400m	1:38.40 [8] (0:15.21)	1:23.19 [3] (0:11.08)	1:12.11 [2] (0:11.18)	1:00.93 [2] (0:11.49)	0:49.44 [2] (0:11.29)	0:38.15 [2] (0:11.83)	0:26.32 [3] (0:12.64)	0:38.15	-7
9	5	LIFETIME QUEST Chelsea Jokic	7	66.4 1400m	0:11.05 1400m	1:38.91 [9] (0:15.07)	1:23.84 [1] (0:11.05)	1:12.79 [1] (0:11.17)	1:01.62 [1] (0:11.35)	0:50.27 [1] (0:11.42)	0:38.85 [1] (0:11.98)	0:26.87 [2] (0:12.67)	0:38.85	-5
10	3	BATTALION Nathan Thomas	11	65.1 800m	0:11.35 800m	1:41.40 [10] (0:15.58)	1:25.82 [8] (0:11.65)	1:14.17 [9] (0:11.81)	1:02.36 [9] (0:11.51)	0:50.85 [10] (0:11.35)	0:39.50 [10] (0:11.97)	0:27.53 [10] (0:12.63)	0:39.50	+1

Scratched: Joe's Giggle (#1)



Townsville QLD Professional

Race 4: LADBROKE IT! BENCHMARK 55 Handicap - 1609m



17 May 2024 - 14:46

Track Rating: Good 4, Weather: Fine, Rail Position: +4.5m 1000-W/Post; +3m Remainder

Section							200m			Last 600m
Field Times							0:12.91			0:37.10
							(0:12.91)			
Rank	TAB	Horse/Jockey	Barrier	Top Speed [km/h]	Fastest Section	Margin			Distance Travelled [m]	
1	4	CENTRAL PARK	3	67.3	0:11.04	0:12.91 [1]	1:37.16		0:36.79	
		Adrian Layt		800m	800m	(0:12.91)				
2	2	SPECIALTIE	2	66.9	0:11.13	0:12.84 [2]	0.93L		0:36.96	
		Ashley Butler		800m	800m	(0:12.84)			-3	
3	10	MELANIN	10	66.2	0:11.03	0:12.66 [4]	1.2L		0:36.04	
		Tyler Leslight		1000m	800m	(0:12.66)			-14	
4	8	LADY OF FORTUNE	6	67.0	0:11.03	0:13.01 [3]	2.15L		0:36.61	
		Justin Stanley		800m	800m	(0:13.01)			-1	
5	9	IT'S BEEN A TREK	8	66.1	0:11.23	0:12.83 [7]	3.02L		0:37.27	
		Graham Kliese		1400m	800m	(0:12.83)			-2	
6	6	BOLD SPLENDOR	4	68.0	0:10.98	0:12.79 [8]	3.09L		0:36.85	
		Cody Collis		800m	800m	(0:12.79)			-6	
7	7	EVERLAST	9	66.8	0:11.21	0:13.13 [9]	6.29L		0:37.43	
		Gabrielle Semmens		800m	1400m	(0:13.13)			+6	
8	11	WHISKEY ROW	1	66.2	0:11.08	0:13.68 [6]	7.26L		0:38.15	
		Isabella Teh		800m	1400m	(0:13.68)			-7	
9	5	LIFETIME QUEST	7	66.4	0:11.05	0:14.20 [5]	10.28L		0:38.85	
		Chelsea Jokic		1400m	1400m	(0:14.20)			-5	
10	3	BATTALION	11	65.1	0:11.35	0:14.90 [10]	24.93L		0:39.50	
		Nathan Thomas		800m	800m	(0:14.90)			+1	

Scratched: Joe's Giggle (#1)



Horse/Jockey Name	Central Park
Final Rank	1
Fastest Section Time (Section)	0:11.04 (800m)
Top Speed [km/h] (Section)	67.3 (800m)
Race State	Finished



Townsville QLD Professional

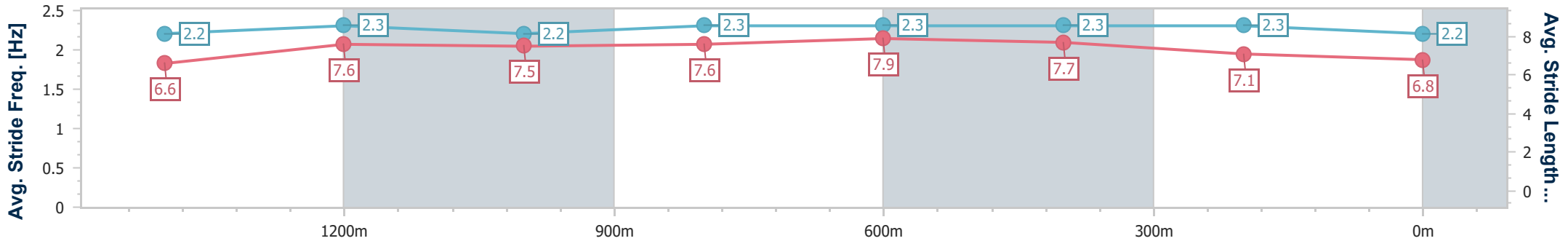
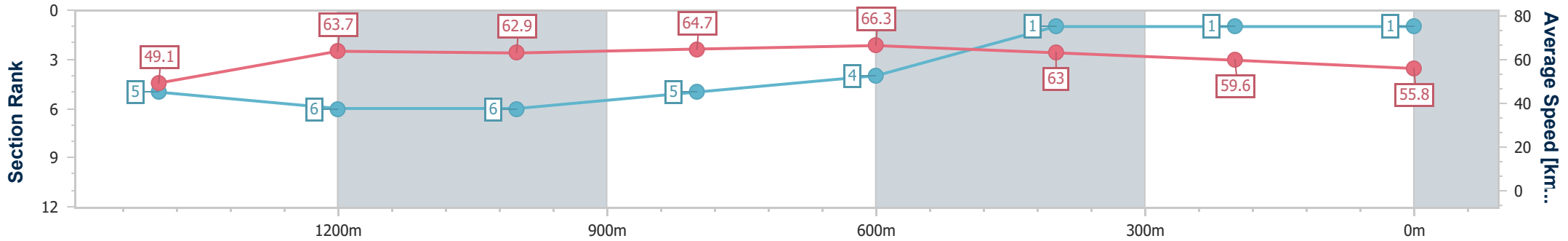
Race 4: LADBROKE IT! BENCHMARK 55 Handicap - 1609m

17 May 2024 - 14:46

Track Rating: Good 4, Weather: Fine, Rail Position: +4.5m 1000-W/Post; +3m Remainder



Section	Overall	1400m	1200m	1000m	800m	600m	400m	200m						
Section Times	1:37.16 [1] (0:15.43)	1:21.73 [5] (0:11.34)	1:10.39 [6] (0:11.42)	0:58.97 [6] (0:11.14)	0:47.83 [5] (0:11.04)	0:36.79 [4] (0:11.66)	0:25.13 [1] (0:12.22)	0:12.91 [1] (0:12.91)						
Average Speed [km/h]	49.1	63.7	62.9	64.7	66.3	63.0	59.6	55.8						
Top Speed [km/h]	63.8	64.7	63.4	66.5	67.3	65.9	60.3	58.2						
Avg. Dist. to Rail [m]	3.9	1.2	0.6	0.7	3.3	4.2	6.1	6.8						
Avg. Stride Freq. [Hz]	2.2	2.3	2.2	2.3	2.3	2.3	2.3	2.2						
Avg. Stride Length [m]	6.6	7.6	7.5	7.6	7.9	7.7	7.1	6.8						



- [] Ranking at each section and finish
- .-.- No data available at this section
- NA No data available



Horse/Jockey Name	Specialtie
Final Rank	2
Fastest Section Time (Section)	0:11.13 (800m)
Top Speed [km/h] (Section)	66.9 (800m)
Race State	Finished



Townsville QLD Professional

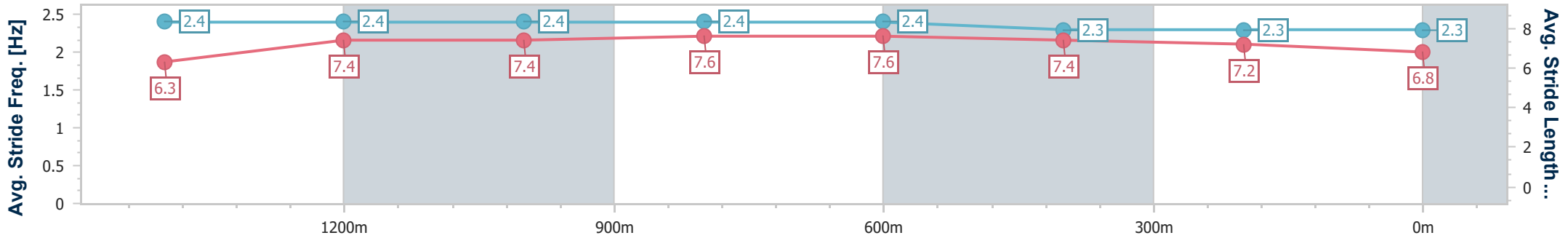
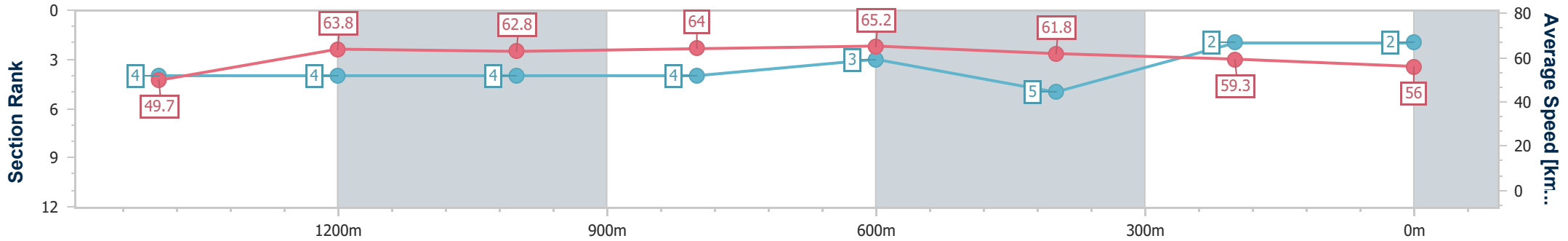
Race 4: LADBROKE IT! BENCHMARK 55 Handicap - 1609m

17 May 2024 - 14:46

Track Rating: Good 4, Weather: Fine, Rail Position: +4.5m 1000-W/Post; +3m Remainder



Section	Overall	1400m	1200m	1000m	800m	600m	400m	200m
Section Times	1:37.32 [2] (0:15.26)	1:22.06 [4] (0:11.31)	1:10.75 [4] (0:11.45)	0:59.30 [4] (0:11.21)	0:48.09 [4] (0:11.13)	0:36.96 [3] (0:11.86)	0:25.10 [5] (0:12.26)	0:12.84 [2] (0:12.84)
Average Speed [km/h]	49.7	63.8	62.8	64.0	65.2	61.8	59.3	56.0
Top Speed [km/h]	63.5	64.4	63.6	65.6	66.9	64.3	60.8	58.2
Avg. Dist. to Rail [m]	3.4	0.9	0.5	0.8	1.8	3.5	5.1	5.7
Avg. Stride Freq. [Hz]	2.4	2.4	2.4	2.4	2.4	2.3	2.3	2.3
Avg. Stride Length [m]	6.3	7.4	7.4	7.6	7.6	7.4	7.2	6.8



- [] Ranking at each section and finish
- .-.- No data available at this section
- NA No data available



Horse/Jockey Name	Melanin
Final Rank	3
Fastest Section Time (Section)	0:11.03 (800m)
Top Speed [km/h] (Section)	66.2 (1000m)
Race State	Finished



Townsville QLD Professional

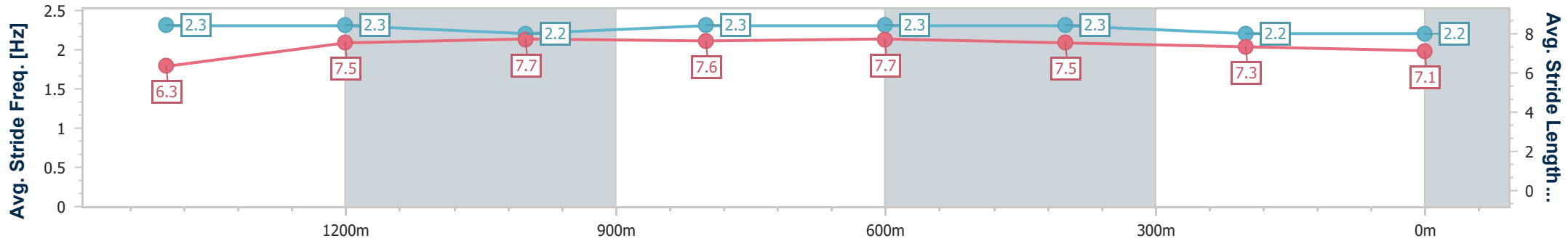
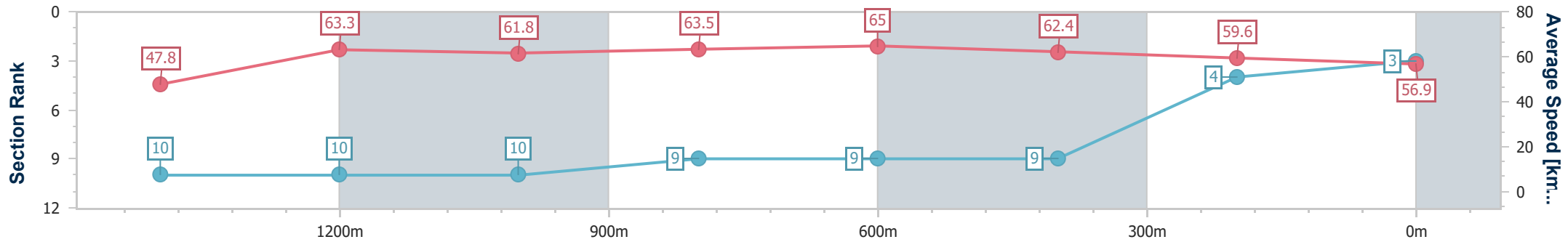
Race 4: LADBROKE IT! BENCHMARK 55 Handicap - 1609m

17 May 2024 - 14:46

Track Rating: Good 4, Weather: Fine, Rail Position: +4.5m 1000-
W/Post; +3m Remainder



Section	Overall	1400m	1200m	1000m	800m	600m	400m	200m						
Section Times	1:37.37 [3] (0:16.09)	1:21.28 [10] (0:11.36)	1:09.92 [10] (0:11.64)	0:58.28 [10] (0:11.21)	0:47.07 [9] (0:11.03)	0:36.04 [9] (0:11.35)	0:24.69 [9] (0:12.03)	0:12.66 [4] (0:12.66)						
Average Speed [km/h]	47.8	63.3	61.8	63.5	65.0	62.4	59.6	56.9						
Top Speed [km/h]	62.8	64.0	62.6	66.2	65.8	64.2	62.8	59.0						
Avg. Dist. to Rail [m]	9.0	0.8	0.4	2.2	1.1	3.4	1.8	4.0						
Avg. Stride Freq. [Hz]	2.3	2.3	2.2	2.3	2.3	2.3	2.2	2.2						
Avg. Stride Length [m]	6.3	7.5	7.7	7.6	7.7	7.5	7.3	7.1						



- [] Ranking at each section and finish
- .-.- No data available at this section
- NA No data available



Horse/Jockey Name	Lady Of Fortune
Final Rank	4
Fastest Section Time (Section)	0:11.03 (800m)
Top Speed [km/h] (Section)	67.0 (800m)
Race State	Finished



Townsville QLD Professional

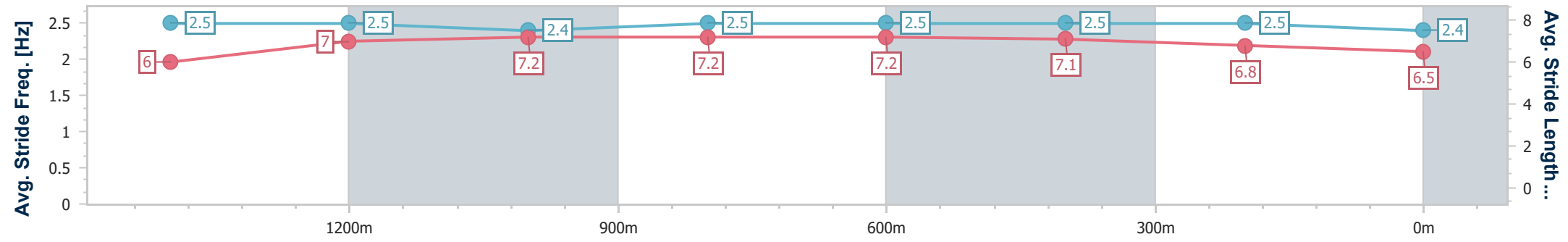
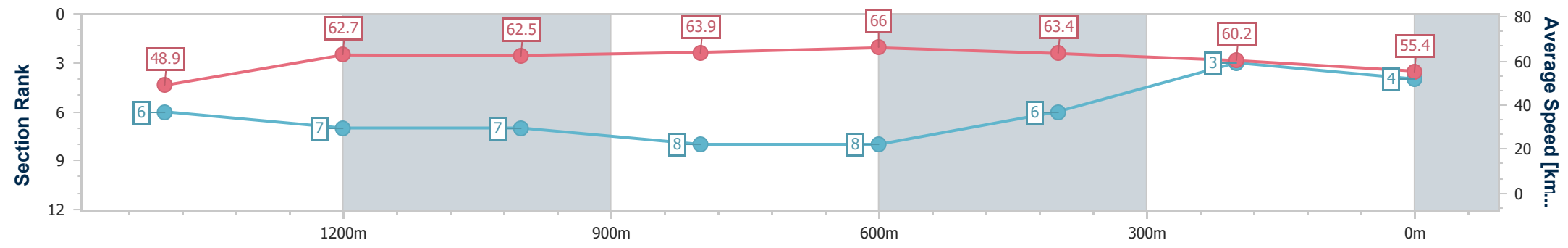
Race 4: LADBROKE IT! BENCHMARK 55 Handicap - 1609m

17 May 2024 - 14:46

Track Rating: Good 4, Weather: Fine, Rail Position: +4.5m 1000-W/Post; +3m Remainder



Section	Overall	1400m	1200m	1000m	800m	600m	400m	200m						
Section Times	1:37.53 [4] (0:15.55)	1:21.98 [6] (0:11.54)	1:10.44 [7] (0:11.54)	0:58.90 [7] (0:11.26)	0:47.64 [8] (0:11.03)	0:36.61 [8] (0:11.54)	0:25.07 [6] (0:12.06)	0:13.01 [3] (0:13.01)						
Average Speed [km/h]	48.9	62.7	62.5	63.9	66.0	63.4	60.2	55.4						
Top Speed [km/h]	63.1	63.7	63.2	66.9	67.0	65.1	61.9	58.1						
Avg. Dist. to Rail [m]	4.9	1.6	1.6	0.5	2.0	3.1	5.8	7.7						
Avg. Stride Freq. [Hz]	2.5	2.5	2.4	2.5	2.5	2.5	2.5	2.4						
Avg. Stride Length [m]	6.0	7.0	7.2	7.2	7.2	7.1	6.8	6.5						



- [] Ranking at each section and finish
- .-.- No data available at this section
- NA No data available



Horse/Jockey Name	It's Been A Trek
Final Rank	5
Fastest Section Time (Section)	0:11.23 (800m)
Top Speed [km/h] (Section)	66.1 (1400m)
Race State	Finished



Townsville QLD Professional

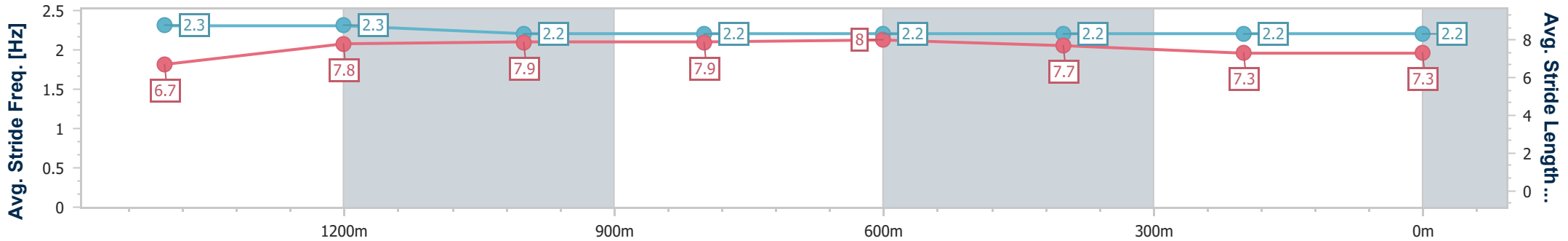
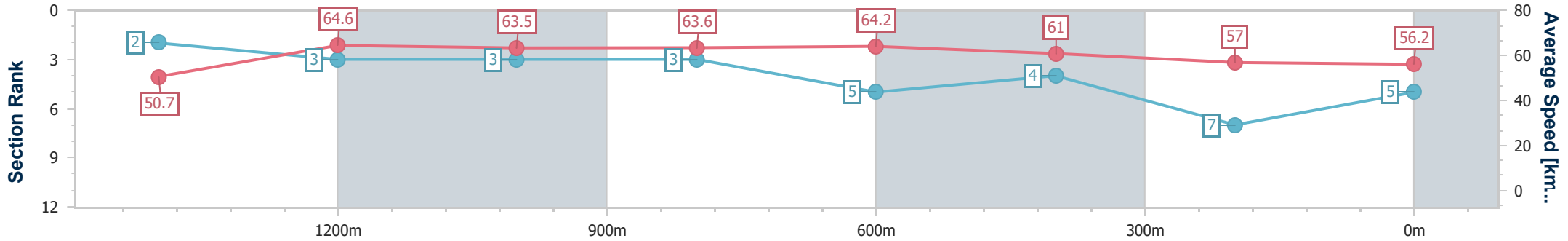
Race 4: LADBROKE IT! BENCHMARK 55 Handicap - 1609m

17 May 2024 - 14:46

Track Rating: Good 4, Weather: Fine, Rail Position: +4.5m 1000-W/Post; +3m Remainder



Section	Overall	1400m	1200m	1000m	800m	600m	400m	200m						
Section Times	1:37.68 [5] (0:15.13)	1:22.55 [2] (0:11.25)	1:11.30 [3] (0:11.38)	0:59.92 [3] (0:11.42)	0:48.50 [3] (0:11.23)	0:37.27 [5] (0:11.79)	0:25.48 [4] (0:12.65)	0:12.83 [7] (0:12.83)						
Average Speed [km/h]	50.7	64.6	63.5	63.6	64.2	61.0	57.0	56.2						
Top Speed [km/h]	65.9	66.1	64.5	64.2	65.0	63.5	58.9	58.0						
Avg. Dist. to Rail [m]	8.1	3.8	3.6	2.0	0.4	0.3	1.9	5.6						
Avg. Stride Freq. [Hz]	2.3	2.3	2.2	2.2	2.2	2.2	2.2	2.2						
Avg. Stride Length [m]	6.7	7.8	7.9	7.9	8.0	7.7	7.3	7.3						



- [] Ranking at each section and finish
- .-.- No data available at this section
- NA No data available



Horse/Jockey Name	Bold Splendor
Final Rank	6
Fastest Section Time (Section)	0:10.98 (800m)
Top Speed [km/h] (Section)	68.0 (800m)
Race State	Finished



Townsville QLD Professional

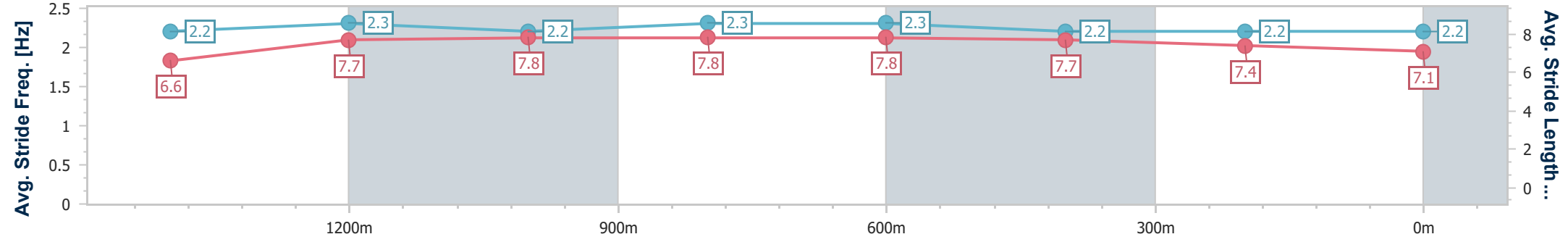
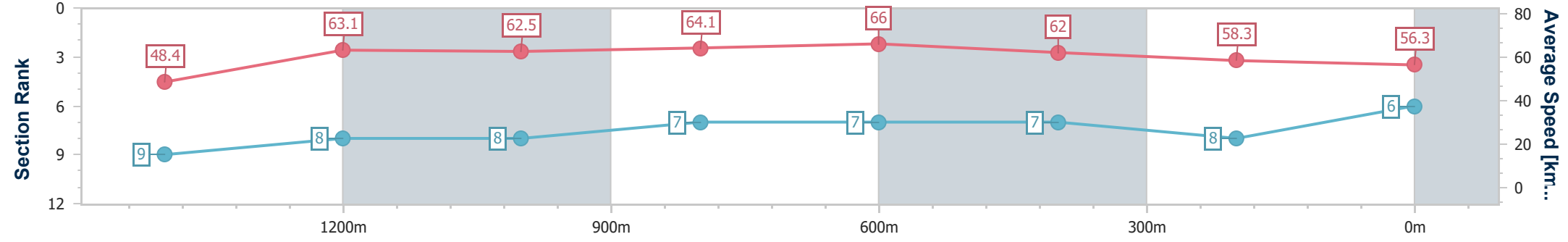
Race 4: LADBROKE IT! BENCHMARK 55 Handicap - 1609m

17 May 2024 - 14:46

Track Rating: Good 4, Weather: Fine, Rail Position: +4.5m 1000-W/Post; +3m Remainder



Section	Overall	1400m	1200m	1000m	800m	600m	400m	200m						
Section Times	1:37.69 [6] (0:15.71)	1:21.98 [9] (0:11.43)	1:10.55 [8] (0:11.49)	0:59.06 [8] (0:11.23)	0:47.83 [7] (0:10.98)	0:36.85 [7] (0:11.69)	0:25.16 [7] (0:12.37)	0:12.79 [8] (0:12.79)						
Average Speed [km/h]	48.4	63.1	62.5	64.1	66.0	62.0	58.3	56.3						
Top Speed [km/h]	63.2	63.8	63.1	67.7	68.0	64.3	60.2	57.3						
Avg. Dist. to Rail [m]	4.5	0.8	0.6	0.6	1.3	1.0	1.4	4.7						
Avg. Stride Freq. [Hz]	2.2	2.3	2.2	2.3	2.3	2.2	2.2	2.2						
Avg. Stride Length [m]	6.6	7.7	7.8	7.8	7.8	7.7	7.4	7.1						



- [] Ranking at each section and finish
- .-.- No data available at this section
- NA No data available



Horse/Jockey Name	Everlast
Final Rank	7
Fastest Section Time (Section)	0:11.21 (1400m)
Top Speed [km/h] (Section)	66.8 (800m)
Race State	Finished



Townsville QLD Professional

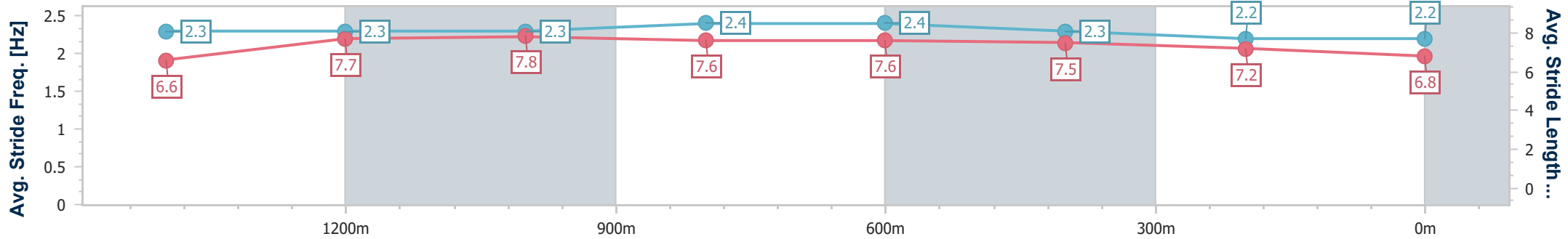
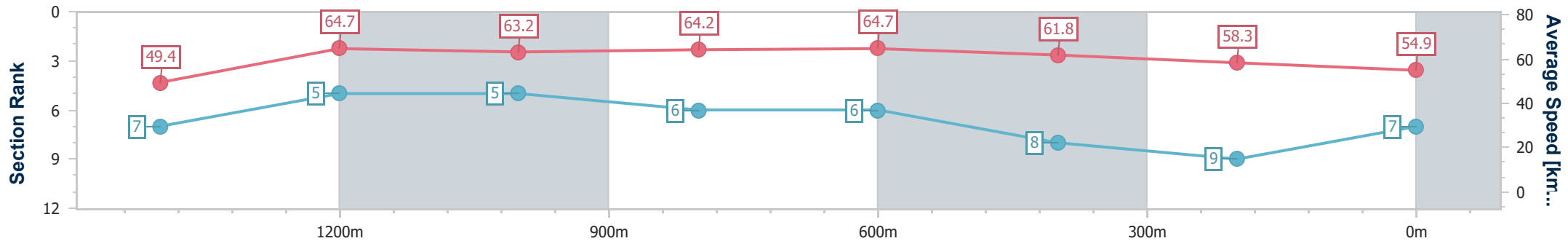
Race 4: LADBROKE IT! BENCHMARK 55 Handicap - 1609m

17 May 2024 - 14:46

Track Rating: Good 4, Weather: Fine, Rail Position: +4.5m 1000-
W/Post; +3m Remainder



Section	Overall	1400m	1200m	1000m	800m	600m	400m	200m						
Section Times	1:38.23 [7] (0:15.56)	1:22.67 [7] (0:11.21)	1:11.46 [5] (0:11.40)	1:00.06 [5] (0:11.30)	0:48.76 [6] (0:11.33)	0:37.43 [6] (0:11.84)	0:25.59 [8] (0:12.46)	0:13.13 [9] (0:13.13)						
Average Speed [km/h]	49.4	64.7	63.2	64.2	64.7	61.8	58.3	54.9						
Top Speed [km/h]	65.4	66.4	63.7	66.3	66.8	64.0	59.9	56.7						
Avg. Dist. to Rail [m]	9.1	2.9	2.3	1.3	3.7	3.4	7.6	9.7						
Avg. Stride Freq. [Hz]	2.3	2.3	2.3	2.4	2.4	2.3	2.2	2.2						
Avg. Stride Length [m]	6.6	7.7	7.8	7.6	7.6	7.5	7.2	6.8						



- [] Ranking at each section and finish
- .-.- No data available at this section
- NA No data available



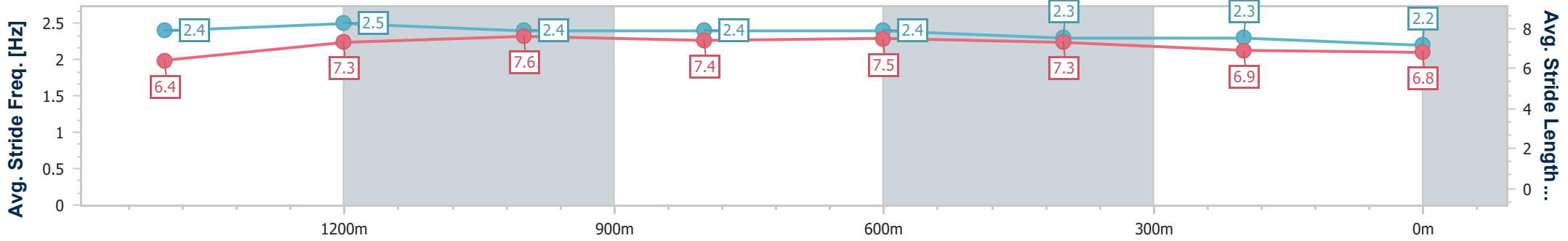
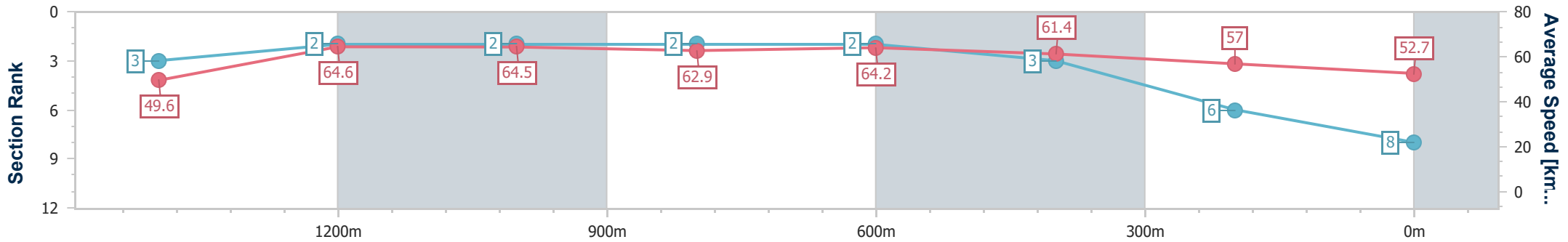
Horse/Jockey Name	Whiskey Row
Final Rank	8
Fastest Section Time (Section)	0:11.08 (1400m)
Top Speed [km/h] (Section)	66.2 (800m)
Race State	Finished



Townsville QLD Professional
 Race 4: LADBROKE IT! BENCHMARK 55 Handicap - 1609m
 17 May 2024 - 14:46
 Track Rating: Good 4, Weather: Fine, Rail Position: +4.5m 1000-
 W/Post; +3m Remainder



Section	Overall	1400m	1200m	1000m	800m	600m	400m	200m						
Section Times	1:38.40 [8] (0:15.21)	1:23.19 [3] (0:11.08)	1:12.11 [2] (0:11.18)	1:00.93 [2] (0:11.49)	0:49.44 [2] (0:11.29)	0:38.15 [2] (0:11.83)	0:26.32 [3] (0:12.64)	0:13.68 [6] (0:13.68)						
Average Speed [km/h]	49.6	64.6	64.5	62.9	64.2	61.4	57.0	52.7						
Top Speed [km/h]	64.3	66.1	66.0	63.7	66.2	63.2	59.2	55.7						
Avg. Dist. to Rail [m]	1.9	1.3	0.4	1.3	1.2	1.3	2.2	4.7						
Avg. Stride Freq. [Hz]	2.4	2.5	2.4	2.4	2.4	2.3	2.3	2.2						
Avg. Stride Length [m]	6.4	7.3	7.6	7.4	7.5	7.3	6.9	6.8						



- [] Ranking at each section and finish
- .-.- No data available at this section
- NA No data available



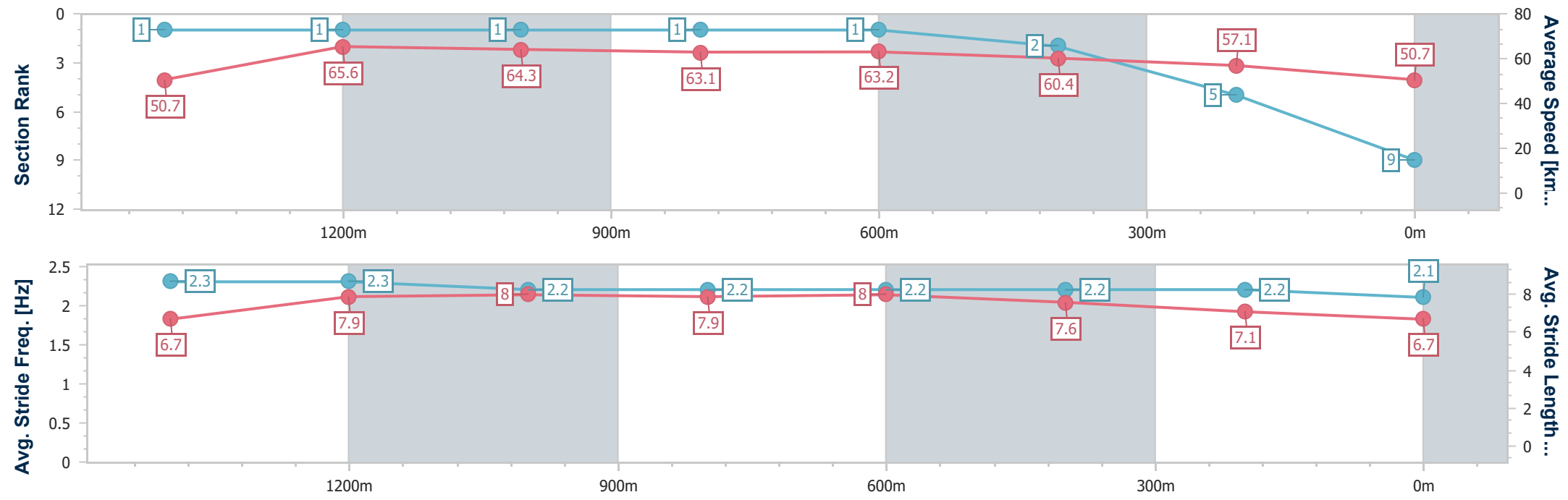
Horse/Jockey Name	Lifetime Quest
Final Rank	9
Fastest Section Time (Section)	0:11.05 (1400m)
Top Speed [km/h] (Section)	66.4 (1400m)
Race State	Finished



Townsville QLD Professional
 Race 4: LADBROKE IT! BENCHMARK 55 Handicap - 1609m
 17 May 2024 - 14:46
 Track Rating: Good 4, Weather: Fine, Rail Position: +4.5m 1000-
 W/Post; +3m Remainder



Section	Overall	1400m	1200m	1000m	800m	600m	400m	200m						
Section Times	1:38.91 [9] (0:15.07)	1:23.84 [1] (0:11.05)	1:12.79 [1] (0:11.17)	1:01.62 [1] (0:11.35)	0:50.27 [1] (0:11.42)	0:38.85 [1] (0:11.98)	0:26.87 [2] (0:12.67)	0:14.20 [5] (0:14.20)						
Average Speed [km/h]	50.7	65.6	64.3	63.1	63.2	60.4	57.1	50.7						
Top Speed [km/h]	66.2	66.4	65.8	64.4	63.9	62.1	59.7	54.5						
Avg. Dist. to Rail [m]	6.7	2.5	1.0	1.4	0.5	1.1	3.0	3.7						
Avg. Stride Freq. [Hz]	2.3	2.3	2.2	2.2	2.2	2.2	2.2	2.1						
Avg. Stride Length [m]	6.7	7.9	8.0	7.9	8.0	7.6	7.1	6.7						



- [] Ranking at each section and finish
- .-.- No data available at this section
- NA No data available



Horse/Jockey Name	Battalion
Final Rank	10
Fastest Section Time (Section)	0:11.35 (800m)
Top Speed [km/h] (Section)	65.1 (800m)
Race State	Finished



Townsville QLD Professional

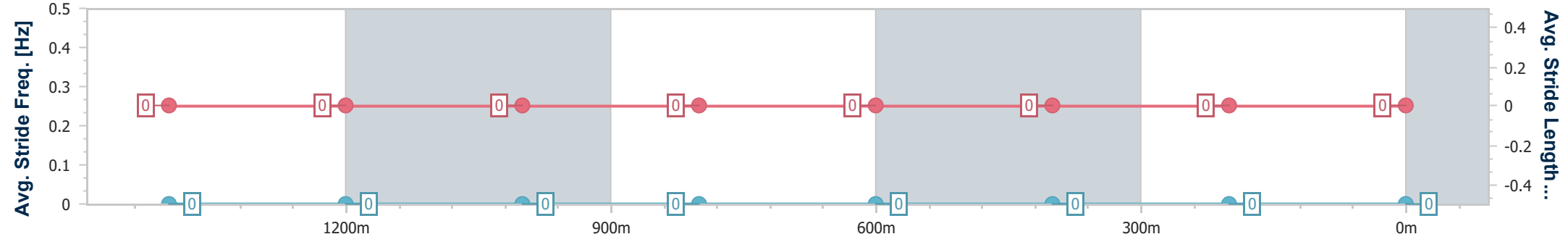
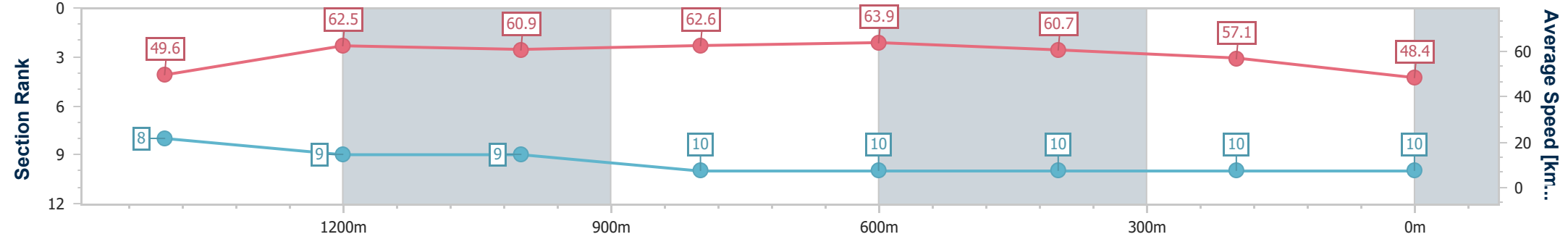
Race 4: LADBROKE IT! BENCHMARK 55 Handicap - 1609m

17 May 2024 - 14:46

Track Rating: Good 4, Weather: Fine, Rail Position: +4.5m 1000-W/Post; +3m Remainder



Section	Overall	1400m	1200m	1000m	800m	600m	400m	200m						
Section Times	1:41.40 [10] (0:15.58)	1:25.82 [8] (0:11.65)	1:14.17 [9] (0:11.81)	1:02.36 [9] (0:11.51)	0:50.85 [10] (0:11.35)	0:39.50 [10] (0:11.97)	0:27.53 [10] (0:12.63)	0:14.90 [10] (0:14.90)						
Average Speed [km/h]	49.6	62.5	60.9	62.6	63.9	60.7	57.1	48.4						
Top Speed [km/h]	63.3	63.8	62.2	64.6	65.1	63.2	58.6	55.6						
Avg. Dist. to Rail [m]	10.8	3.8	1.7	0.3	1.4	1.8	2.8	4.4						
Avg. Stride Freq. [Hz]	--	--	--	--	--	--	--	--						
Avg. Stride Length [m]	--	--	--	--	--	--	--	--						



- [] Ranking at each section and finish
- No data available at this section
- NA No data available



Townsville QLD Professional

Race 5: HORAN & BIRD QTIS Three-Year-Old Handicap - 1400m

17 May 2024 - 15:20



Track Rating: Good 4, Weather: Fine, Rail Position: +4.5m 1000-W/Post; +3m Remainder

Section	Field Times	Overall	1200m	1000m	800m	600m	400m	Last 600m					
		1:22.47 (0:13.96)	1:08.51 (0:11.01)	0:57.50 (0:11.50)	0:46.00 (0:11.61)	0:34.39 (0:11.50)	0:22.89 (0:11.27)	0:34.39					
Rank	TAB	Horse/Jockey	Barrier	Top Speed [km/h]	Fastest Section				Distance Travelled [m]				
1	4	SWEET KISSES Jackson Murphy	11	68.0 Overall	0:11.01 1200m	1:22.47 [1] (0:13.96)	1:08.51 [1] (0:11.01)	0:57.50 [1] (0:11.50)	0:46.00 [1] (0:11.61)	0:34.39 [1] (0:11.50)	0:22.89 [1] (0:11.27)	0:34.39	
2	2	READY TO PARDON Ryan Wiggins	2	65.8 1200m	0:11.22 1200m	1:23.22 [2] (0:14.54)	1:08.68 [6] (0:11.22)	0:57.46 [6] (0:11.37)	0:46.09 [5] (0:11.38)	0:34.71 [5] (0:11.39)	0:23.32 [4] (0:11.40)	0:34.71	+0
3	1	BEAU RAIN Lachlan Overall	7	67.3 Overall	0:11.13 1200m	1:23.42 [3] (0:14.21)	1:09.21 [3] (0:11.13)	0:58.08 [3] (0:11.54)	0:46.54 [4] (0:11.43)	0:35.11 [4] (0:11.62)	0:23.49 [5] (0:11.73)	0:35.11	+9
4	9	PURPOSE 'N' VISION Adrian Layt	9	68.6 Overall	0:11.04 1200m	1:23.55 [4] (0:14.13)	1:09.42 [2] (0:11.04)	0:58.38 [2] (0:11.56)	0:46.82 [3] (0:11.49)	0:35.33 [3] (0:11.59)	0:23.74 [3] (0:11.61)	0:35.33	+5
5	6	CRAICARO Chris Whiteley	6	67.2 600m	0:11.26 400m	1:23.56 [5] (0:14.74)	1:08.82 [7] (0:11.32)	0:57.50 [7] (0:11.52)	0:45.98 [8] (0:11.52)	0:34.46 [10] (0:11.29)	0:23.17 [10] (0:11.26)	0:34.46	+10
6	7	FLORAL CODE Wanderson D'Avila	4	66.2 1200m	0:11.04 1200m	1:23.57 [6] (0:14.35)	1:09.22 [4] (0:11.04)	0:58.18 [4] (0:11.30)	0:46.88 [2] (0:11.45)	0:35.43 [2] (0:11.47)	0:23.96 [2] (0:11.60)	0:35.43	-1
7	5	YELLOWSTONE BETH Justin Stanley	5	66.1 600m	0:11.20 600m	1:23.75 [7] (0:14.90)	1:08.85 [9] (0:11.28)	0:57.57 [9] (0:11.46)	0:46.11 [9] (0:11.26)	0:34.85 [8] (0:11.20)	0:23.65 [6] (0:11.55)	0:34.85	-2
8	10	BOLD TYRANT Cody Collis	12	65.9 800m	0:11.25 1200m	1:23.76 [8] (0:15.04)	1:08.72 [11] (0:11.25)	0:57.47 [10] (0:11.56)	0:45.91 [11] (0:11.45)	0:34.46 [11] (0:11.32)	0:23.14 [11] (0:11.49)	0:34.46	+7
9	11	MOON MISSILE Jason Taylor	8	66.1 1200m	0:11.19 1200m	1:23.81 [9] (0:14.88)	1:08.93 [8] (0:11.19)	0:57.74 [8] (0:11.29)	0:46.45 [7] (0:11.28)	0:35.17 [6] (0:11.47)	0:23.70 [7] (0:11.53)	0:35.17	-3
10	12	MISS FARSTAR Scott Sheargold	1	65.6 600m	0:11.27 1200m	1:23.96 [10] (0:15.03)	1:08.93 [10] (0:11.27)	0:57.66 [11] (0:11.42)	0:46.24 [10] (0:11.34)	0:34.90 [9] (0:11.31)	0:23.59 [9] (0:11.45)	0:34.90	-1

Scratched: Central Park (#3)

[] Ranking at each section and finish
 -:-:- No data available at this section
 NA No data available

SCN Saddle cloth number
 DNF Did not finish
 DNT Did not track



Townsville QLD Professional
Race 5: HORAN & BIRD QTIS Three-Year-Old Handicap - 1400m
17 May 2024 - 15:20



Track Rating: Good 4, Weather: Fine, Rail Position: +4.5m 1000-W/Post; +3m Remainder

Section	Overall	1200m	1000m	800m	600m	400m	Last 600m
Field Times	1:22.47 (0:13.96)	1:08.51 (0:11.01)	0:57.50 (0:11.50)	0:46.00 (0:11.61)	0:34.39 (0:11.50)	0:22.89 (0:11.27)	0:34.39

Rank	TAB	Horse/Jockey	Barrier	Top Speed [km/h]	Fastest Section	Overall	1200m	1000m	800m	600m	400m	Last 600m	Distance Travelled [m]
11	8	MISHANI PERFECTION	3	65.6	0:11.27	1:23.97 [11]	1:09.62 [5]	0:58.35 [5]	0:46.79 [6]	0:35.32 [7]	0:23.82 [8]	0:35.32	+3
		Nathan Thomas		1200m	1200m	(0:14.35)	(0:11.27)	(0:11.56)	(0:11.47)	(0:11.50)	(0:11.54)		

Scratched: Central Park (#3)



Townsville QLD Professional

Race 5: HORAN & BIRD QTIS Three-Year-Old Handicap - 1400m



17 May 2024 - 15:20

Track Rating: Good 4, Weather: Fine, Rail Position: +4.5m 1000-W/Post; +3m Remainder

Section				200m				Last 600m	
Field Times				0:11.62 (0:11.62)				0:34.39	
Rank	TAB	Horse/Jockey	Barrier	Top Speed [km/h]	Fastest Section	Margin			Distance Travelled [m]
1	4	SWEET KISSES Jackson Murphy	11	68.0 Overall	0:11.01 1200m	0:11.62 [1] (0:11.62)	1:22.47		0:34.39
2	2	READY TO PARDON Ryan Wiggins	2	65.8 1200m	0:11.22 1200m	0:11.92 [3] (0:11.92)	4.39L		0:34.71 +0
3	1	BEAU RAIN Lachlan Overall	7	67.3 Overall	0:11.13 1200m	0:11.76 [8] (0:11.76)	5.6L		0:35.11 +9
4	9	PURPOSE 'N' VISION Adrian Layt	9	68.6 Overall	0:11.04 1200m	0:12.13 [4] (0:12.13)	6.38L		0:35.33 +5
5	6	CRAICARO Chris Whiteley	6	67.2 600m	0:11.26 400m	0:11.91 [6] (0:11.91)	6.43L		0:34.46 +10
6	7	FLORAL CODE Wanderson D'Avila	4	66.2 1200m	0:11.04 1200m	0:12.36 [2] (0:12.36)	6.49L		0:35.43 -1
7	5	YELLOWSTONE BETH Justin Stanley	5	66.1 600m	0:11.20 600m	0:12.10 [7] (0:12.10)	7.54L		0:34.85 -2
8	10	BOLD TYRANT Cody Collis	12	65.9 800m	0:11.25 1200m	0:11.65 [11] (0:11.65)	7.59L		0:34.46 +7
9	11	MOON MISSILE Jason Taylor	8	66.1 1200m	0:11.19 1200m	0:12.17 [5] (0:12.17)	7.91L		0:35.17 -3
10	12	MISS FARSTAR Scott Sheargold	1	65.6 600m	0:11.27 1200m	0:12.14 [10] (0:12.14)	8.76L		0:34.90 -1

Scratched: Central Park (#3)



Townsville QLD Professional
Race 5: HORAN & BIRD QTIS Three-Year-Old Handicap - 1400m
17 May 2024 - 15:20



Track Rating: Good 4, Weather: Fine, Rail Position: +4.5m 1000-W/Post; +3m Remainder

Section				200m				Last 600m		
Field Times				0:11.62 (0:11.62)				0:34.39		
Rank	TAB	Horse/Jockey	Barrier	Top Speed [km/h]	Fastest Section	Margin			Distance Travelled [m]	
11	8	MISHANI PERFECTION	3	65.6	0:11.27	0:12.28 [9]	8.85L		0:35.32	+3
		Nathan Thomas		1200m	1200m	(0:12.28)				

Scratched: Central Park (#3)



Horse/Jockey Name	Sweet Kisses
Final Rank	1
Fastest Section Time (Section)	0:11.01 (1200m)
Top Speed [km/h] (Section)	68.0 (Overall)
Race State	Finished



Townsville QLD Professional

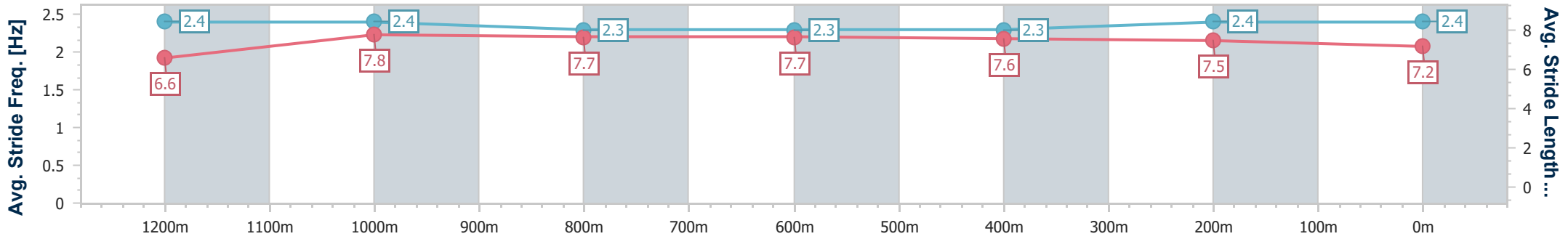
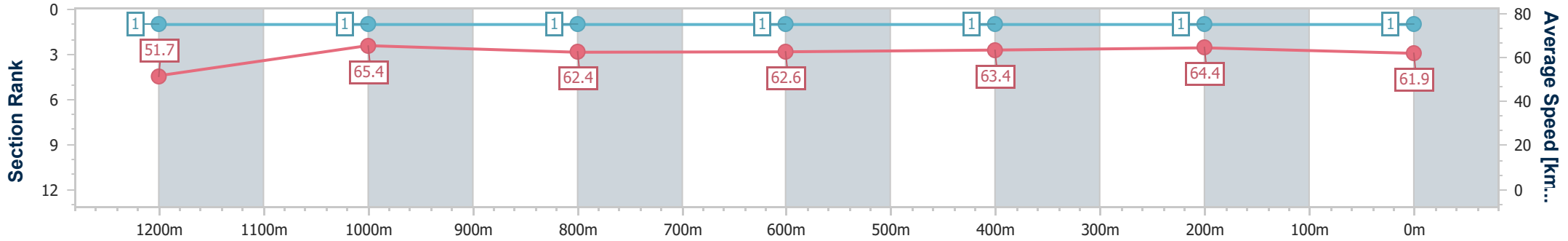
Race 5: HORAN & BIRD QTIS Three-Year-Old Handicap - 1400m

17 May 2024 - 15:20

Track Rating: Good 4, Weather: Fine, Rail Position: +4.5m 1000-
W/Post; +3m Remainder



Section	Overall	1200m	1000m	800m	600m	400m	200m
Section Times	1:22.47 [1] (0:13.96)	1:08.51 [1] (0:11.01)	0:57.50 [1] (0:11.50)	0:46.00 [1] (0:11.61)	0:34.39 [1] (0:11.50)	0:22.89 [1] (0:11.27)	0:11.62 [1] (0:11.62)
Average Speed [km/h]	51.7	65.4	62.4	62.6	63.4	64.4	61.9
Top Speed [km/h]	68.0	67.6	63.4	63.2	64.8	65.8	65.5
Avg. Dist. to Rail [m]	10.9	1.4	0.8	1.6	3.1	4.1	5.3
Avg. Stride Freq. [Hz]	2.4	2.4	2.3	2.3	2.3	2.4	2.4
Avg. Stride Length [m]	6.6	7.8	7.7	7.7	7.6	7.5	7.2



- [] Ranking at each section and finish
- .-.- No data available at this section
- NA No data available



Horse/Jockey Name	Ready To Pardon
Final Rank	2
Fastest Section Time (Section)	0:11.22 (1200m)
Top Speed [km/h] (Section)	65.8 (1200m)
Race State	Finished



Townsville QLD Professional

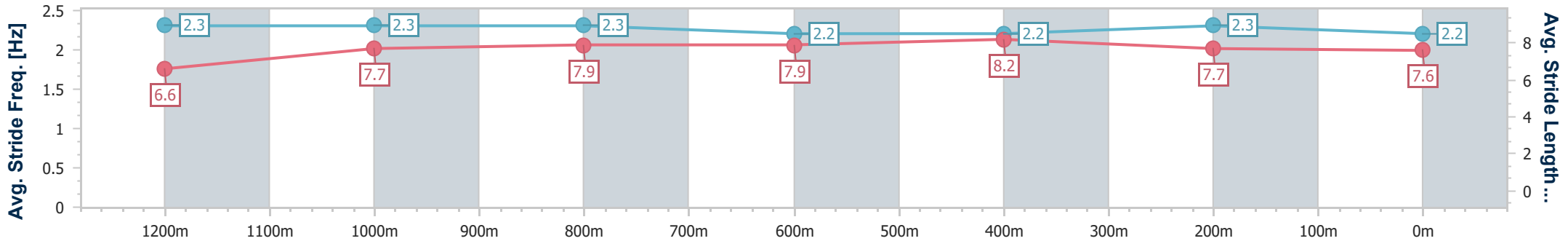
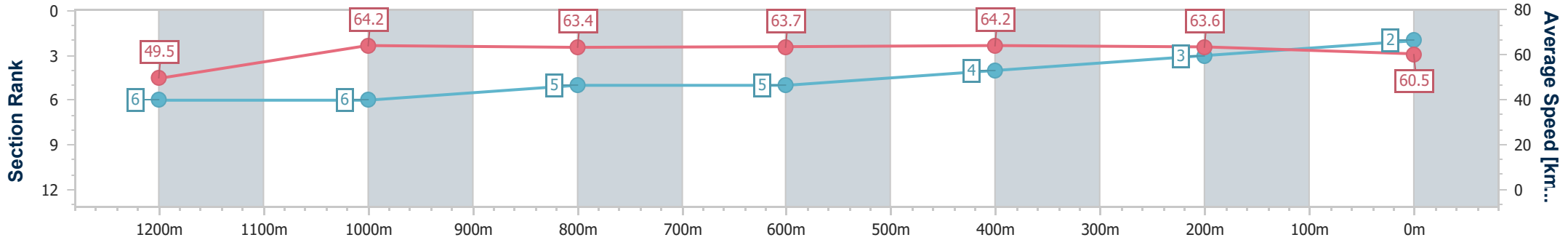
Race 5: HORAN & BIRD QTIS Three-Year-Old Handicap - 1400m

17 May 2024 - 15:20

Track Rating: Good 4, Weather: Fine, Rail Position: +4.5m 1000-
W/Post; +3m Remainder



Section	Overall	1200m	1000m	800m	600m	400m	200m
Section Times	1:23.22 [2] (0:14.54)	1:08.68 [6] (0:11.22)	0:57.46 [6] (0:11.37)	0:46.09 [5] (0:11.38)	0:34.71 [5] (0:11.39)	0:23.32 [4] (0:11.40)	0:11.92 [3] (0:11.92)
Average Speed [km/h]	49.5	64.2	63.4	63.7	64.2	63.6	60.5
Top Speed [km/h]	64.0	65.8	65.0	64.8	64.8	64.5	63.8
Avg. Dist. to Rail [m]	3.4	1.5	0.4	1.7	3.3	4.5	5.3
Avg. Stride Freq. [Hz]	2.3	2.3	2.3	2.2	2.2	2.3	2.2
Avg. Stride Length [m]	6.6	7.7	7.9	7.9	8.2	7.7	7.6



- [] Ranking at each section and finish
- .-.- No data available at this section
- NA No data available



Horse/Jockey Name	Beau Rain
Final Rank	3
Fastest Section Time (Section)	0:11.13 (1200m)
Top Speed [km/h] (Section)	67.3 (Overall)
Race State	Finished



Townsville QLD Professional

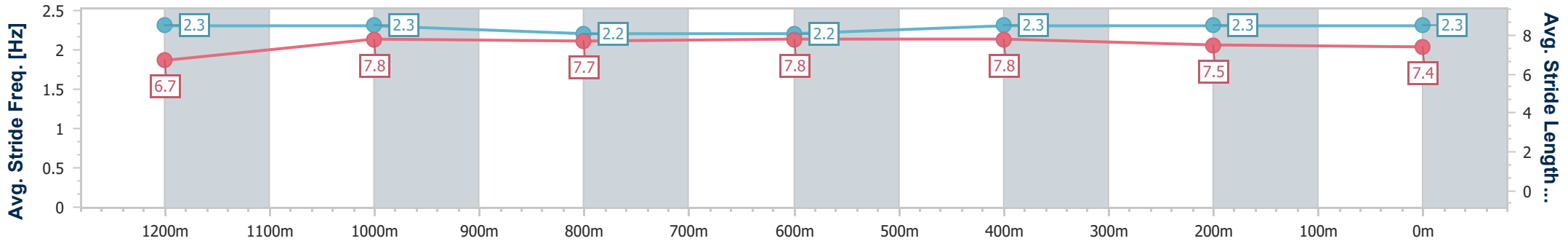
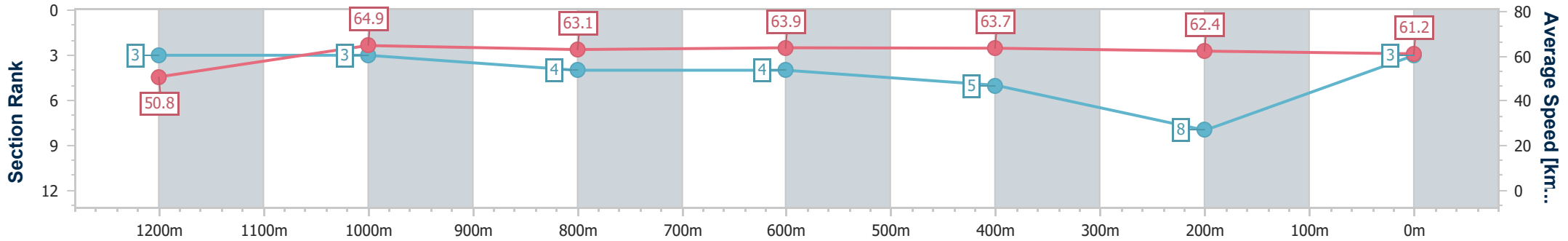
Race 5: HORAN & BIRD QTIS Three-Year-Old Handicap - 1400m

17 May 2024 - 15:20

Track Rating: Good 4, Weather: Fine, Rail Position: +4.5m 1000-
W/Post; +3m Remainder



Section	Overall	1200m	1000m	800m	600m	400m	200m
Section Times	1:23.42 [3] (0:14.21)	1:09.21 [3] (0:11.13)	0:58.08 [3] (0:11.54)	0:46.54 [4] (0:11.43)	0:35.11 [4] (0:11.62)	0:23.49 [5] (0:11.73)	0:11.76 [8] (0:11.76)
Average Speed [km/h]	50.8	64.9	63.1	63.9	63.7	62.4	61.2
Top Speed [km/h]	67.3	67.3	64.0	65.2	65.5	64.0	63.5
Avg. Dist. to Rail [m]	10.0	4.6	2.4	3.1	6.0	9.1	9.8
Avg. Stride Freq. [Hz]	2.3	2.3	2.2	2.2	2.3	2.3	2.3
Avg. Stride Length [m]	6.7	7.8	7.7	7.8	7.8	7.5	7.4



- [] Ranking at each section and finish
- .-.- No data available at this section
- NA No data available



Horse/Jockey Name	Purpose 'N' Vision
Final Rank	4
Fastest Section Time (Section)	0:11.04 (1200m)
Top Speed [km/h] (Section)	68.6 (Overall)
Race State	Finished



Townsville QLD Professional

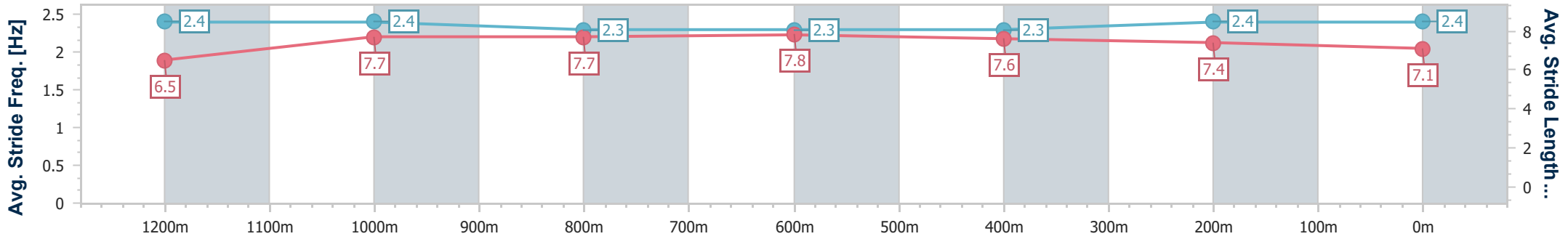
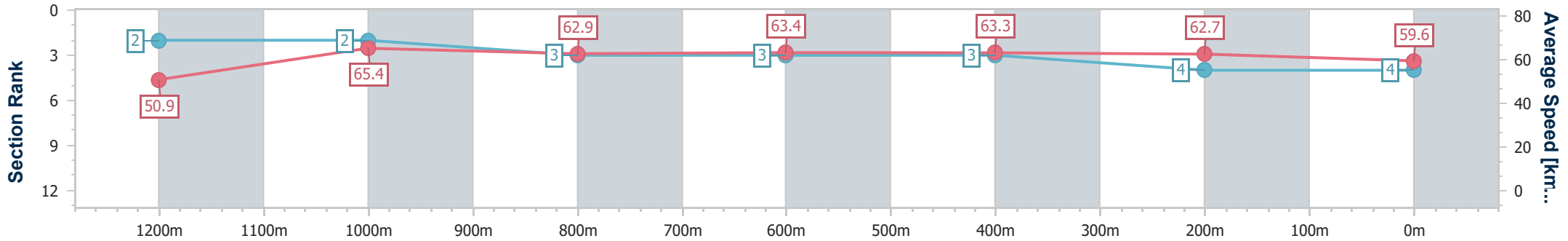
Race 5: HORAN & BIRD QTIS Three-Year-Old Handicap - 1400m

17 May 2024 - 15:20

Track Rating: Good 4, Weather: Fine, Rail Position: +4.5m 1000-
W/Post; +3m Remainder



Section	Overall	1200m	1000m	800m	600m	400m	200m
Section Times	1:23.55 [4] (0:14.13)	1:09.42 [2] (0:11.04)	0:58.38 [2] (0:11.56)	0:46.82 [3] (0:11.49)	0:35.33 [3] (0:11.59)	0:23.74 [3] (0:11.61)	0:12.13 [4] (0:12.13)
Average Speed [km/h]	50.9	65.4	62.9	63.4	63.3	62.7	59.6
Top Speed [km/h]	68.6	67.5	63.7	63.7	64.7	64.1	62.9
Avg. Dist. to Rail [m]	10.7	4.9	1.9	2.4	4.2	6.4	7.0
Avg. Stride Freq. [Hz]	2.4	2.4	2.3	2.3	2.3	2.4	2.4
Avg. Stride Length [m]	6.5	7.7	7.7	7.8	7.6	7.4	7.1



- [] Ranking at each section and finish
- .-.- No data available at this section
- NA No data available



Horse/Jockey Name	Craicaro
Final Rank	5
Fastest Section Time (Section)	0:11.26 (400m)
Top Speed [km/h] (Section)	67.2 (600m)
Race State	Finished



Townsville QLD Professional

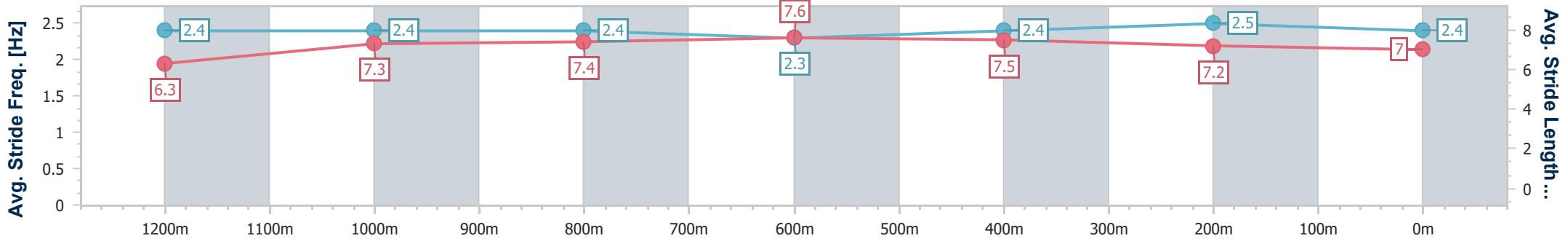
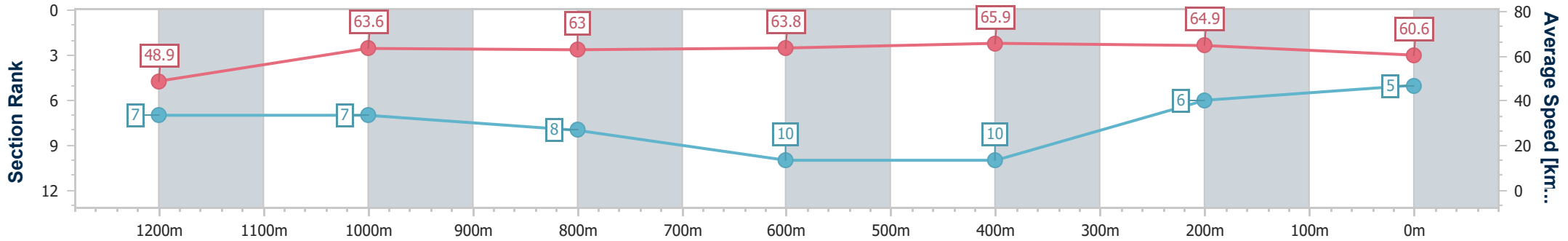
Race 5: HORAN & BIRD QTIS Three-Year-Old Handicap - 1400m

17 May 2024 - 15:20

Track Rating: Good 4, Weather: Fine, Rail Position: +4.5m 1000-
W/Post; +3m Remainder



Section	Overall	1200m	1000m	800m	600m	400m	200m
Section Times	1:23.56 [5] (0:14.74)	1:08.82 [7] (0:11.32)	0:57.50 [7] (0:11.52)	0:45.98 [8] (0:11.52)	0:34.46 [10] (0:11.29)	0:23.17 [10] (0:11.26)	0:11.91 [6] (0:11.91)
Average Speed [km/h]	48.9	63.6	63.0	63.8	65.9	64.9	60.6
Top Speed [km/h]	64.6	64.8	63.9	65.6	67.2	66.3	64.2
Avg. Dist. to Rail [m]	6.5	2.3	1.7	4.2	6.5	10.1	10.7
Avg. Stride Freq. [Hz]	2.4	2.4	2.4	2.3	2.4	2.5	2.4
Avg. Stride Length [m]	6.3	7.3	7.4	7.6	7.5	7.2	7.0



- [] Ranking at each section and finish
- .-.- No data available at this section
- NA No data available



Horse/Jockey Name	Floral Code
Final Rank	6
Fastest Section Time (Section)	0:11.04 (1200m)
Top Speed [km/h] (Section)	66.2 (1200m)
Race State	Finished



Townsville QLD Professional

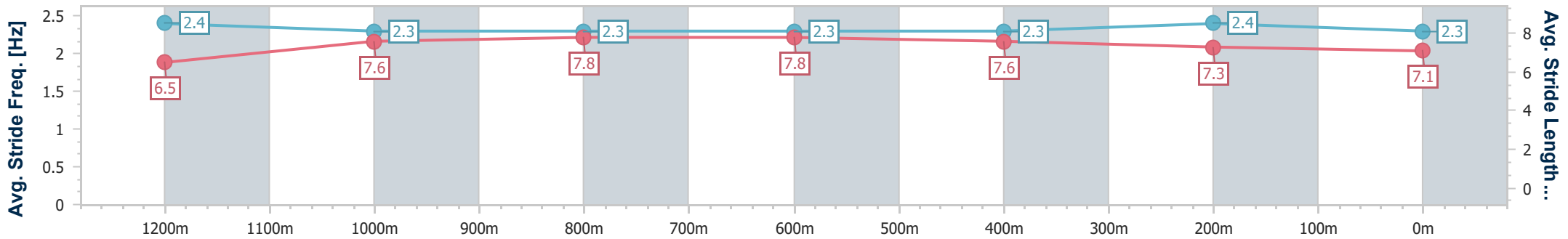
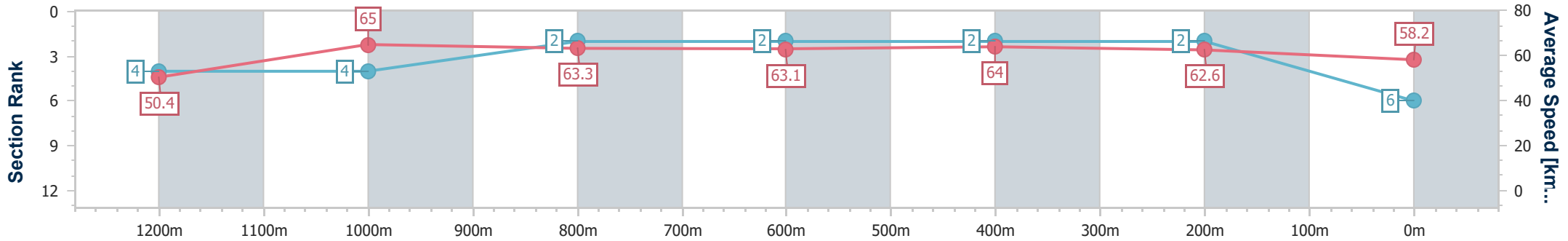
Race 5: HORAN & BIRD QTIS Three-Year-Old Handicap - 1400m

17 May 2024 - 15:20

Track Rating: Good 4, Weather: Fine, Rail Position: +4.5m 1000-
W/Post; +3m Remainder



Section	Overall	1200m	1000m	800m	600m	400m	200m
Section Times	1:23.57 [6] (0:14.35)	1:09.22 [4] (0:11.04)	0:58.18 [4] (0:11.30)	0:46.88 [2] (0:11.45)	0:35.43 [2] (0:11.47)	0:23.96 [2] (0:11.60)	0:12.36 [2] (0:12.36)
Average Speed [km/h]	50.4	65.0	63.3	63.1	64.0	62.6	58.2
Top Speed [km/h]	65.9	66.2	64.5	63.7	64.9	64.5	60.7
Avg. Dist. to Rail [m]	5.1	1.7	1.6	1.1	3.9	4.6	4.8
Avg. Stride Freq. [Hz]	2.4	2.3	2.3	2.3	2.3	2.4	2.3
Avg. Stride Length [m]	6.5	7.6	7.8	7.8	7.6	7.3	7.1



- [] Ranking at each section and finish
- .-.- No data available at this section
- NA No data available



Horse/Jockey Name	Yellowstone Beth
Final Rank	7
Fastest Section Time (Section)	0:11.20 (600m)
Top Speed [km/h] (Section)	66.1 (600m)
Race State	Finished



Townsville QLD Professional

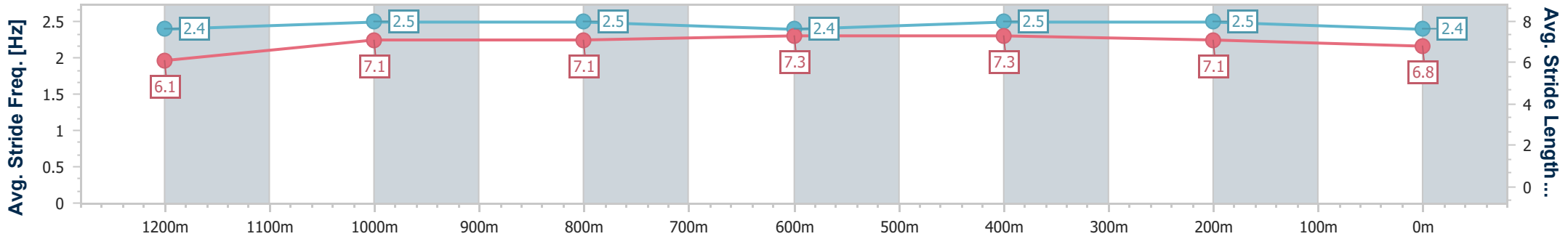
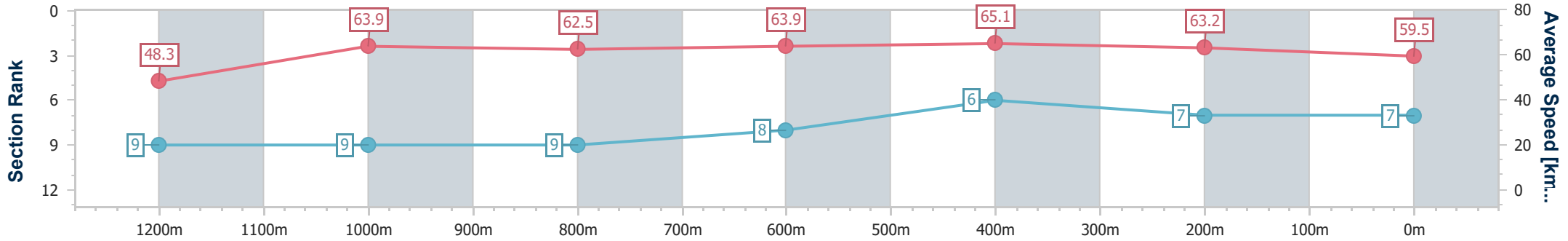
Race 5: HORAN & BIRD QTIS Three-Year-Old Handicap - 1400m

17 May 2024 - 15:20

Track Rating: Good 4, Weather: Fine, Rail Position: +4.5m 1000-
W/Post; +3m Remainder



Section	Overall	1200m	1000m	800m	600m	400m	200m						
Section Times	1:23.75 [7] (0:14.90)	1:08.85 [9] (0:11.28)	0:57.57 [9] (0:11.46)	0:46.11 [9] (0:11.26)	0:34.85 [8] (0:11.20)	0:23.65 [6] (0:11.55)	0:12.10 [7] (0:12.10)						
Average Speed [km/h]	48.3	63.9	62.5	63.9	65.1	63.2	59.5						
Top Speed [km/h]	64.5	65.5	63.6	65.9	66.1	64.9	62.6						
Avg. Dist. to Rail [m]	5.7	2.7	1.2	0.6	2.7	8.7	9.2						
Avg. Stride Freq. [Hz]	2.4	2.5	2.5	2.4	2.5	2.5	2.4						
Avg. Stride Length [m]	6.1	7.1	7.1	7.3	7.3	7.1	6.8						



- [] Ranking at each section and finish
- .-.- No data available at this section
- NA No data available



Horse/Jockey Name	Bold Tyrant
Final Rank	8
Fastest Section Time (Section)	0:11.25 (1200m)
Top Speed [km/h] (Section)	65.9 (800m)
Race State	Finished



Townsville QLD Professional

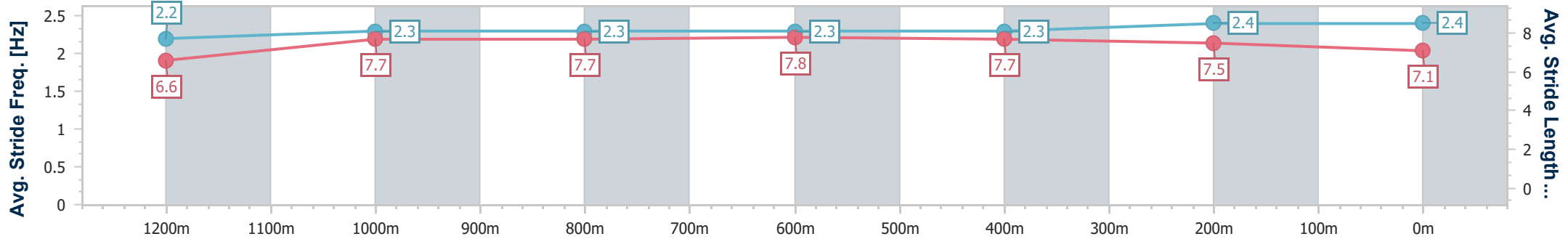
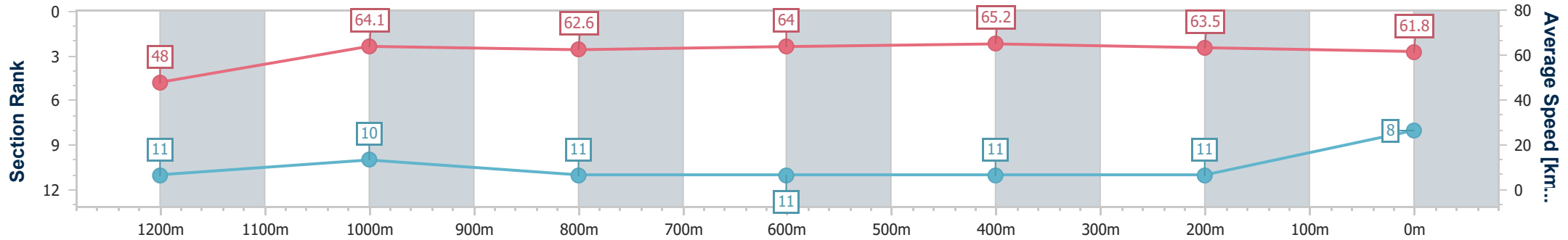
Race 5: HORAN & BIRD QTIS Three-Year-Old Handicap - 1400m

17 May 2024 - 15:20

Track Rating: Good 4, Weather: Fine, Rail Position: +4.5m 1000-
W/Post; +3m Remainder



Section	Overall	1200m	1000m	800m	600m	400m	200m
Section Times	1:23.76 [8] (0:15.04)	1:08.72 [11] (0:11.25)	0:57.47 [10] (0:11.56)	0:45.91 [11] (0:11.45)	0:34.46 [11] (0:11.32)	0:23.14 [11] (0:11.49)	0:11.65 [11] (0:11.65)
Average Speed [km/h]	48.0	64.1	62.6	64.0	65.2	63.5	61.8
Top Speed [km/h]	63.6	65.2	63.5	65.9	65.7	65.1	64.8
Avg. Dist. to Rail [m]	6.4	2.1	1.2	3.3	5.0	9.6	13.1
Avg. Stride Freq. [Hz]	2.2	2.3	2.3	2.3	2.3	2.4	2.4
Avg. Stride Length [m]	6.6	7.7	7.7	7.8	7.7	7.5	7.1



- [] Ranking at each section and finish
- .-.- No data available at this section
- NA No data available



Horse/Jockey Name	Moon Missile
Final Rank	9
Fastest Section Time (Section)	0:11.19 (1200m)
Top Speed [km/h] (Section)	66.1 (1200m)
Race State	Finished



Townsville QLD Professional

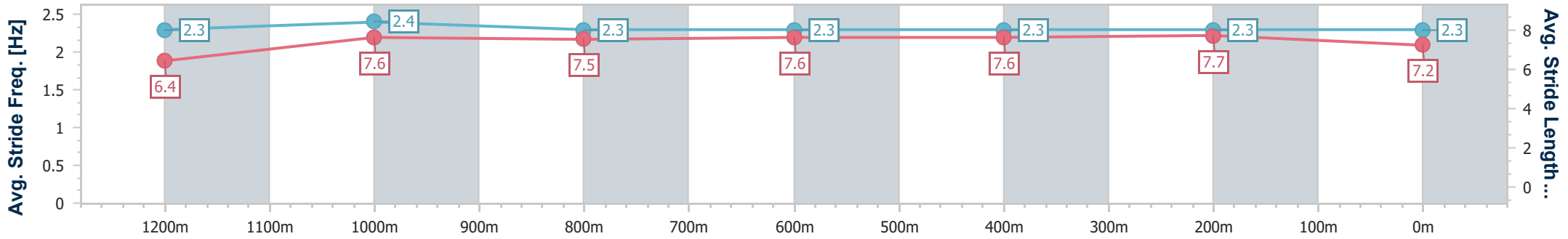
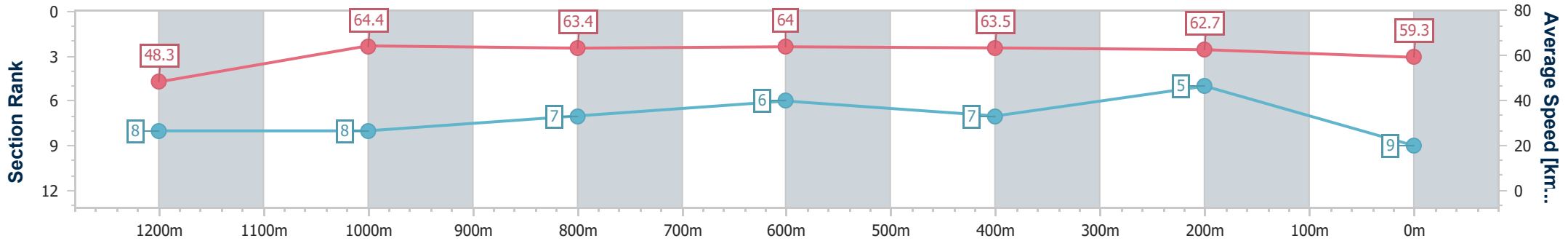
Race 5: HORAN & BIRD QTIS Three-Year-Old Handicap - 1400m

17 May 2024 - 15:20

Track Rating: Good 4, Weather: Fine, Rail Position: +4.5m 1000-
W/Post; +3m Remainder



Section	Overall	1200m	1000m	800m	600m	400m	200m
Section Times	1:23.81 [9] (0:14.88)	1:08.93 [8] (0:11.19)	0:57.74 [8] (0:11.29)	0:46.45 [7] (0:11.28)	0:35.17 [6] (0:11.47)	0:23.70 [7] (0:11.53)	0:12.17 [5] (0:12.17)
Average Speed [km/h]	48.3	64.4	63.4	64.0	63.5	62.7	59.3
Top Speed [km/h]	65.2	66.1	64.3	64.8	64.5	64.8	62.1
Avg. Dist. to Rail [m]	8.7	2.4	1.3	0.6	2.4	4.6	5.1
Avg. Stride Freq. [Hz]	2.3	2.4	2.3	2.3	2.3	2.3	2.3
Avg. Stride Length [m]	6.4	7.6	7.5	7.6	7.6	7.7	7.2



- [] Ranking at each section and finish
- .-.- No data available at this section
- NA No data available



Horse/Jockey Name	Miss Farstar
Final Rank	10
Fastest Section Time (Section)	0:11.27 (1200m)
Top Speed [km/h] (Section)	65.6 (600m)
Race State	Finished



Townsville QLD Professional

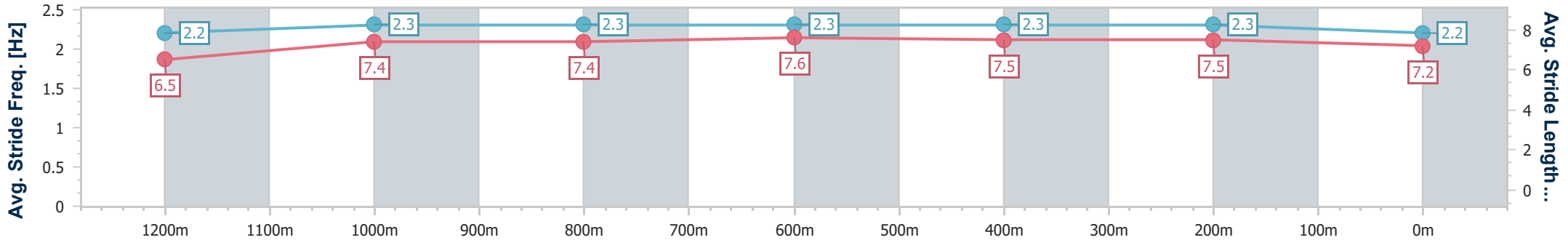
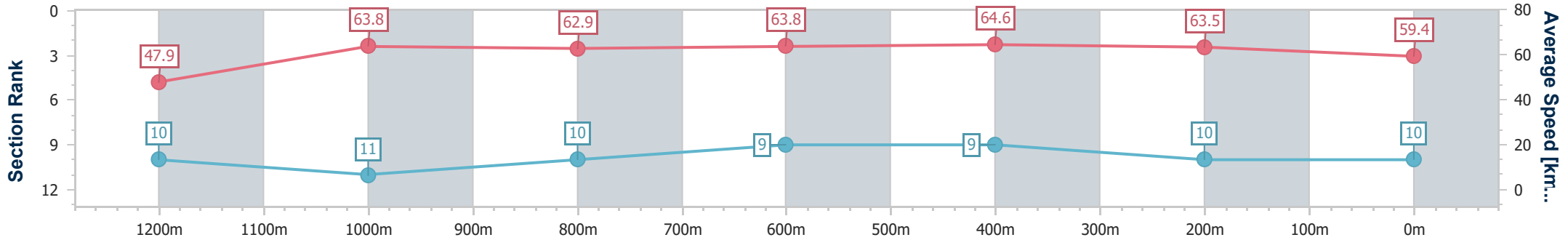
Race 5: HORAN & BIRD QTIS Three-Year-Old Handicap - 1400m

17 May 2024 - 15:20

Track Rating: Good 4, Weather: Fine, Rail Position: +4.5m 1000-
W/Post; +3m Remainder



Section	Overall	1200m	1000m	800m	600m	400m	200m
Section Times	1:23.96 [10] (0:15.03)	1:08.93 [10] (0:11.27)	0:57.66 [11] (0:11.42)	0:46.24 [10] (0:11.34)	0:34.90 [9] (0:11.31)	0:23.59 [9] (0:11.45)	0:12.14 [10] (0:12.14)
Average Speed [km/h]	47.9	63.8	62.9	63.8	64.6	63.5	59.4
Top Speed [km/h]	64.1	64.6	64.0	65.4	65.6	64.4	61.6
Avg. Dist. to Rail [m]	1.7	0.8	0.7	1.0	3.4	6.4	7.8
Avg. Stride Freq. [Hz]	2.2	2.3	2.3	2.3	2.3	2.3	2.2
Avg. Stride Length [m]	6.5	7.4	7.4	7.6	7.5	7.5	7.2



- [] Ranking at each section and finish
- .-.- No data available at this section
- NA No data available



Horse/Jockey Name	Mishani Perfection
Final Rank	11
Fastest Section Time (Section)	0:11.27 (1200m)
Top Speed [km/h] (Section)	65.6 (1200m)
Race State	Finished



Townsville QLD Professional

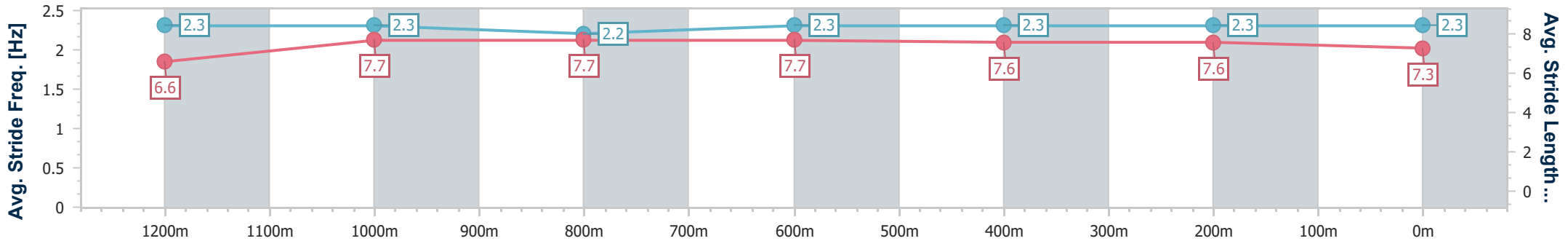
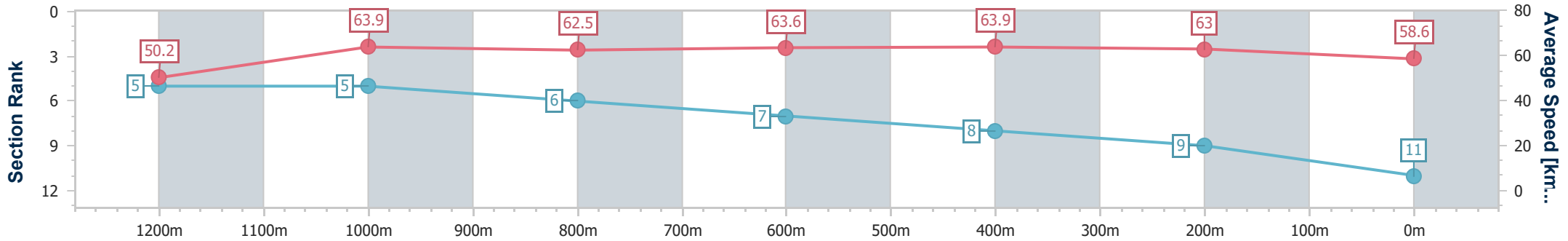
Race 5: HORAN & BIRD QTIS Three-Year-Old Handicap - 1400m

17 May 2024 - 15:20

Track Rating: Good 4, Weather: Fine, Rail Position: +4.5m 1000-
W/Post; +3m Remainder



Section	Overall	1200m	1000m	800m	600m	400m	200m
Section Times	1:23.97 [11] (0:14.35)	1:09.62 [5] (0:11.27)	0:58.35 [5] (0:11.56)	0:46.79 [6] (0:11.47)	0:35.32 [7] (0:11.50)	0:23.82 [8] (0:11.54)	0:12.28 [9] (0:12.28)
Average Speed [km/h]	50.2	63.9	62.5	63.6	63.9	63.0	58.6
Top Speed [km/h]	65.6	65.6	63.2	64.9	65.2	64.0	62.3
Avg. Dist. to Rail [m]	5.1	2.0	0.6	2.6	4.0	5.8	6.8
Avg. Stride Freq. [Hz]	2.3	2.3	2.2	2.3	2.3	2.3	2.3
Avg. Stride Length [m]	6.6	7.7	7.7	7.7	7.6	7.6	7.3



- [] Ranking at each section and finish
- .-.- No data available at this section
- NA No data available



Townsville QLD Professional

Race 6: MM ELECTRICAL TOWNSVILLE QTIS Class 3 Handicap - 1200m

17 May 2024 - 15:59



Track Rating: Good 4, Weather: Fine, Rail Position: +4.5m 1000-W/Post; +3m Remainder

Section		Overall										Last 600m	
Field Times		1:08.74										0:34.24	
		(0:13.27)										(0:10.94)	
		(0:10.67)										(0:11.18)	
		(0:10.94)										(0:12.12)	
		(0:11.18)										(0:12.12)	
		(0:12.12)										(0:12.12)	
Rank	TAB	Horse/Jockey	Barrier	Top Speed [km/h]	Fastest Section	Overall	1000m	800m	600m	400m	200m	Margin	Distance Travelled [m]
1	9	FODOR	1	69.1	0:10.56	1:08.74 [1]	0:55.47 [1]	0:44.91 [1]	0:34.24 [1]	0:23.30 [1]	0:12.12 [1]	1:08.74	0:34.24
		Ryan Wiggins		1000m	1000m	(0:13.27)	(0:10.56)	(0:10.67)	(0:10.94)	(0:11.18)	(0:12.12)		
2	3	UNDER THE LIMIT	4	69.5	0:10.64	1:09.06 [2]	0:55.75 [2]	0:45.11 [2]	0:34.41 [2]	0:23.41 [2]	0:12.14 [2]	1.85L	0:34.41 +8
		Ashley Butler		800m	1000m	(0:13.31)	(0:10.64)	(0:10.70)	(0:11.00)	(0:11.27)	(0:12.14)		
3	1	SERGEANT HULKA	15	68.2	0:10.74	1:09.66 [3]	0:55.66 [7]	0:44.92 [8]	0:34.01 [8]	0:23.12 [6]	0:11.93 [6]	5.42L	0:34.01 +10
		Cody Collis		800m	1000m	(0:14.00)	(0:10.74)	(0:10.91)	(0:10.89)	(0:11.19)	(0:11.93)		
4	5	DEVIL'S INN	9	68.2	0:10.85	1:09.67 [4]	0:55.56 [10]	0:44.71 [9]	0:33.85 [9]	0:22.87 [9]	0:11.74 [9]	5.43L	0:33.85 +11
		Carl Spry		800m	1000m	(0:14.11)	(0:10.85)	(0:10.86)	(0:10.98)	(0:11.13)	(0:11.74)		
5	8	THE SHERPA	6	67.1	0:10.94	1:09.75 [5]	0:56.20 [5]	0:45.26 [6]	0:34.27 [7]	0:23.11 [7]	0:12.02 [5]	5.9L	0:34.27 +9
		Frank Edwards		800m	1000m	(0:13.55)	(0:10.94)	(0:10.99)	(0:11.16)	(0:11.09)	(0:12.02)		
6	7	INDICATIVE	2	69.1	0:10.58	1:10.01 [6]	0:56.27 [6]	0:45.69 [4]	0:35.02 [4]	0:24.01 [4]	0:12.51 [3]	7.45L	0:35.02 +0
		Graham Kliese		1000m	1000m	(0:13.74)	(0:10.58)	(0:10.67)	(0:11.01)	(0:11.50)	(0:12.51)		
7	6	FINSCEAL	7	66.9	0:10.80	1:10.16 [7]	0:55.98 [11]	0:45.18 [10]	0:34.32 [10]	0:23.04 [10]	0:11.78 [10]	8.31L	0:34.32 +4
		Gabrielle Semmens		800m	1000m	(0:14.18)	(0:10.80)	(0:10.86)	(0:11.28)	(0:11.26)	(0:11.78)		
8	12	LET'S RIDE	12	68.6	0:10.64	1:10.35 [8]	0:56.31 [8]	0:45.67 [7]	0:34.87 [6]	0:23.70 [8]	0:12.43 [8]	9.43L	0:34.87 +5
		Jackson Murphy		800m	1000m	(0:14.04)	(0:10.64)	(0:10.80)	(0:11.17)	(0:11.27)	(0:12.43)		
9	14	MR KOBO	14	70.2	0:10.65	1:10.36 [9]	0:56.86 [3]	0:46.21 [3]	0:35.52 [3]	0:24.37 [3]	0:12.79 [4]	9.54L	0:35.52 +7
		Tyler Leslight		1000m	1000m	(0:13.50)	(0:10.65)	(0:10.69)	(0:11.15)	(0:11.58)	(0:12.79)		
10	11	REDAVNI	11	68.7	0:10.82	1:10.45 [10]	0:56.91 [4]	0:46.09 [5]	0:35.26 [5]	0:24.20 [5]	0:12.68 [7]	10.07L	0:35.26 +8
		Chris Whiteley		800m	1000m	(0:13.54)	(0:10.82)	(0:10.83)	(0:11.06)	(0:11.52)	(0:12.68)		

Scratched: Beauty Boom (#2), Northern Pride (#4), Flaming Homer (#10)

[] Ranking at each section and finish
 -:-:- No data available at this section
 NA No data available

SCN Saddle cloth number
 DNF Did not finish
 DNT Did not track



Townsville QLD Professional

Race 6: MM ELECTRICAL TOWNSVILLE QTIS Class 3 Handicap - 1200m

17 May 2024 - 15:59



Track Rating: Good 4, Weather: Fine, Rail Position: +4.5m 1000-W/Post; +3m Remainder

Section		Overall	1000m	800m	600m	400m	200m	Last 600m					
Field Times		1:08.74 (0:13.27)	0:55.47 (0:10.56)	0:44.91 (0:10.67)	0:34.24 (0:10.94)	0:23.30 (0:11.18)	0:12.12 (0:12.12)	0:34.24					
Rank	TAB Horse/Jockey	Barrier	Top Speed [km/h]	Fastest Section	Margin							Distance Travelled [m]	
11	13 HUNT THE HUNTER Scott Sheargold	10	67.9 800m	0:10.87 1000m	1:11.02 [11] (0:14.42)	0:56.60 [12] (0:10.87)	0:45.73 [12] (0:10.93)	0:34.80 [12] (0:11.12)	0:23.68 [12] (0:11.35)	0:12.33 [11] (0:12.33)	13.38L	0:34.80	+7
12	15 QUE CEE SPADE Rebecca Wilson	3	66.9 1000m	0:10.96 1000m	1:11.30 [12] (0:14.08)	0:57.22 [9] (0:10.96)	0:46.26 [11] (0:11.11)	0:35.15 [11] (0:11.16)	0:23.99 [11] (0:11.41)	0:12.58 [12] (0:12.58)	15.05L	0:35.15	+6

Scratched: Beauty Boom (#2), Northern Pride (#4), Flaming Homer (#10)

[] Ranking at each section and finish
 -:-:-:- No data available at this section
 NA No data available

SCN Saddle cloth number
 DNF Did not finish
 DNT Did not track



Horse/Jockey Name	Fodor
Final Rank	1
Fastest Section Time (Section)	0:10.56 (1000m)
Top Speed [km/h] (Section)	69.1 (1000m)
Race State	Finished



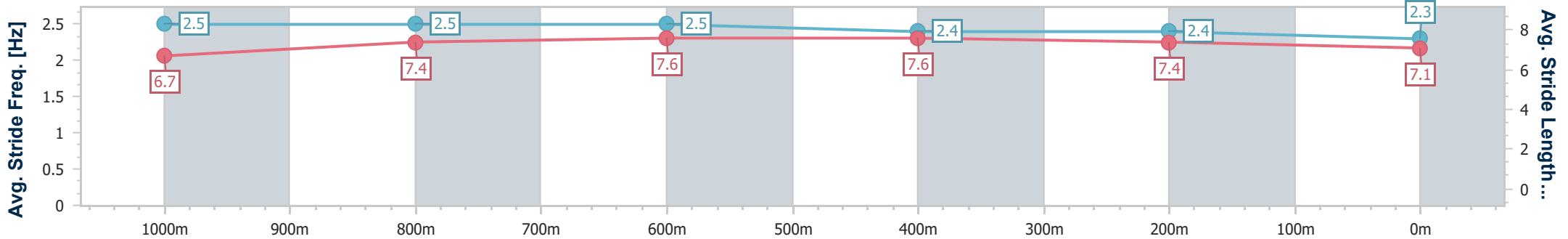
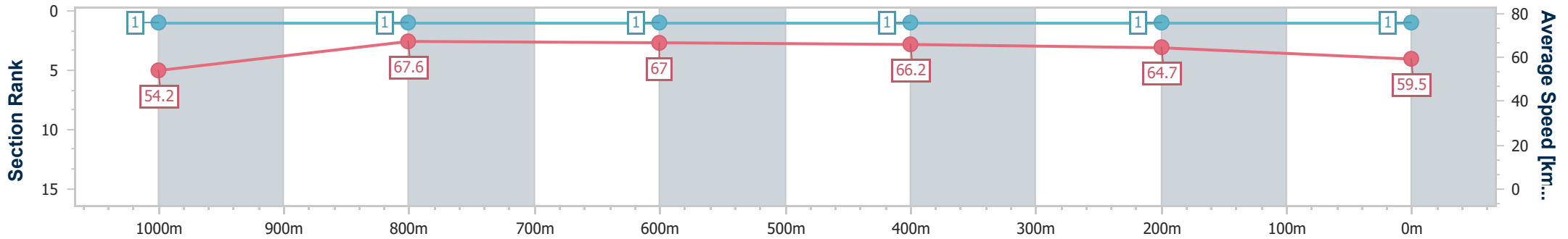
Townsville QLD Professional
Race 6: MM ELECTRICAL TOWNSVILLE QTIS Class 3 Handicap - 1200m



17 May 2024 - 15:59

Track Rating: Good 4, Weather: Fine, Rail Position: +4.5m 1000-W/Post; +3m Remainder

Section	Overall	1000m	800m	600m	400m	200m
Section Times	1:08.74 [1] (0:13.27)	0:55.47 [1] (0:10.56)	0:44.91 [1] (0:10.67)	0:34.24 [1] (0:10.94)	0:23.30 [1] (0:11.18)	0:12.12 [1] (0:12.12)
Average Speed [km/h]	54.2	67.6	67.0	66.2	64.7	59.5
Top Speed [km/h]	69.1	69.1	68.0	67.3	66.0	62.9
Avg. Dist. to Rail [m]	1.6	1.7	1.3	1.2	2.8	3.5
Avg. Stride Freq. [Hz]	2.5	2.5	2.5	2.4	2.4	2.3
Avg. Stride Length [m]	6.7	7.4	7.6	7.6	7.4	7.1



- [] Ranking at each section and finish
- .-.- No data available at this section
- NA No data available



Horse/Jockey Name	Under The Limit
Final Rank	2
Fastest Section Time (Section)	0:10.64 (1000m)
Top Speed [km/h] (Section)	69.5 (800m)
Race State	Finished



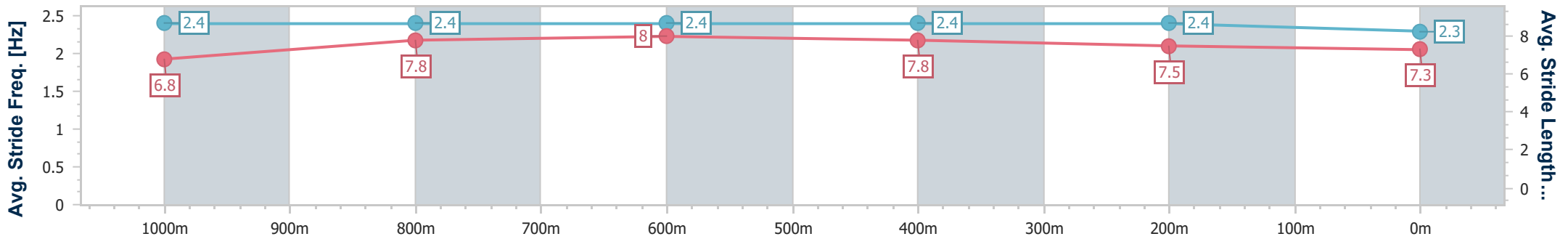
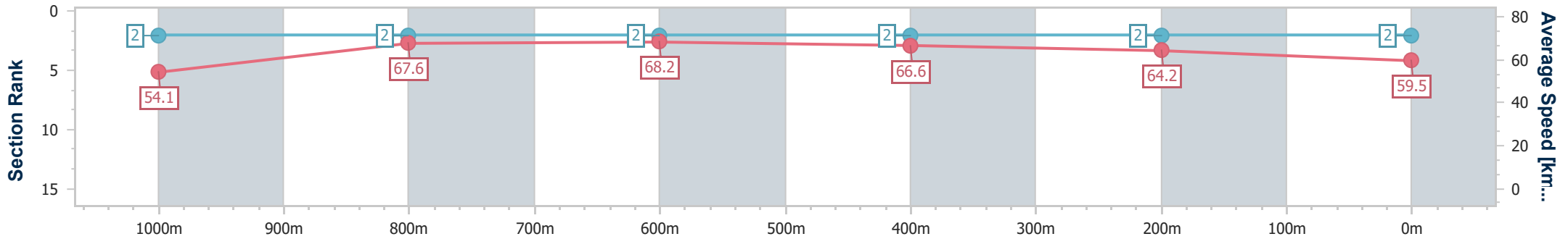
Townsville QLD Professional
Race 6: MM ELECTRICAL TOWNSVILLE QTIS Class 3 Handicap - 1200m



17 May 2024 - 15:59

Track Rating: Good 4, Weather: Fine, Rail Position: +4.5m 1000-W/Post; +3m Remainder

Section	Overall	1000m	800m	600m	400m	200m								
Section Times	1:09.06 [2] (0:13.31)	0:55.75 [2] (0:10.64)	0:45.11 [2] (0:10.70)	0:34.41 [2] (0:11.00)	0:23.41 [2] (0:11.27)	0:12.14 [2] (0:12.14)								
Average Speed [km/h]	54.1	67.6	68.2	66.6	64.2	59.5								
Top Speed [km/h]	66.9	69.3	69.5	68.0	66.3	62.5								
Avg. Dist. to Rail [m]	2.4	0.4	2.5	3.6	3.6	4.4								
Avg. Stride Freq. [Hz]	2.4	2.4	2.4	2.4	2.4	2.3								
Avg. Stride Length [m]	6.8	7.8	8.0	7.8	7.5	7.3								



- [] Ranking at each section and finish
- .-.- No data available at this section
- NA No data available



Horse/Jockey Name	Sergeant Hulka
Final Rank	3
Fastest Section Time (Section)	0:10.74 (1000m)
Top Speed [km/h] (Section)	68.2 (800m)
Race State	Finished



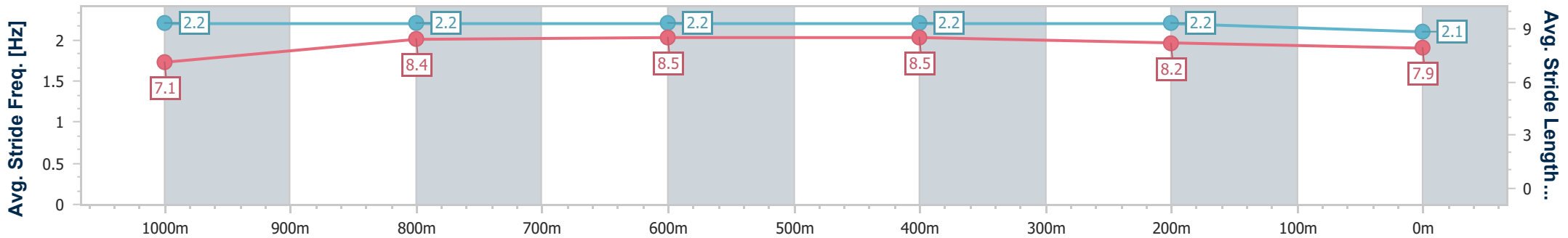
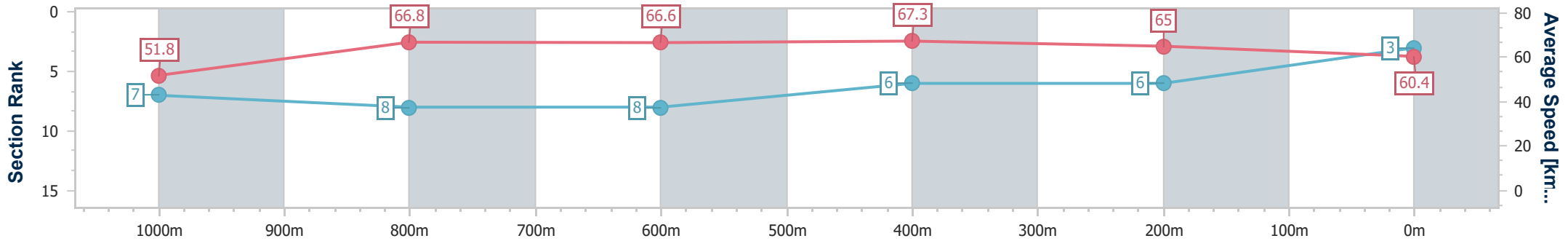
Townsville QLD Professional
Race 6: MM ELECTRICAL TOWNSVILLE QTIS Class 3 Handicap - 1200m



17 May 2024 - 15:59

Track Rating: Good 4, Weather: Fine, Rail Position: +4.5m 1000-W/Post; +3m Remainder

Section	Overall	1000m	800m	600m	400m	200m
Section Times	1:09.66 [3] (0:14.00)	0:55.66 [7] (0:10.74)	0:44.92 [8] (0:10.91)	0:34.01 [8] (0:10.89)	0:23.12 [6] (0:11.19)	0:11.93 [6] (0:11.93)
Average Speed [km/h]	51.8	66.8	66.6	67.3	65.0	60.4
Top Speed [km/h]	66.8	67.9	68.2	68.0	66.7	63.6
Avg. Dist. to Rail [m]	10.1	1.0	1.5	3.7	7.8	8.5
Avg. Stride Freq. [Hz]	2.2	2.2	2.2	2.2	2.2	2.1
Avg. Stride Length [m]	7.1	8.4	8.5	8.5	8.2	7.9



- [] Ranking at each section and finish
- .-.- No data available at this section
- NA No data available



Horse/Jockey Name	Devil's Inn
Final Rank	4
Fastest Section Time (Section)	0:10.85 (1000m)
Top Speed [km/h] (Section)	68.2 (800m)
Race State	Finished



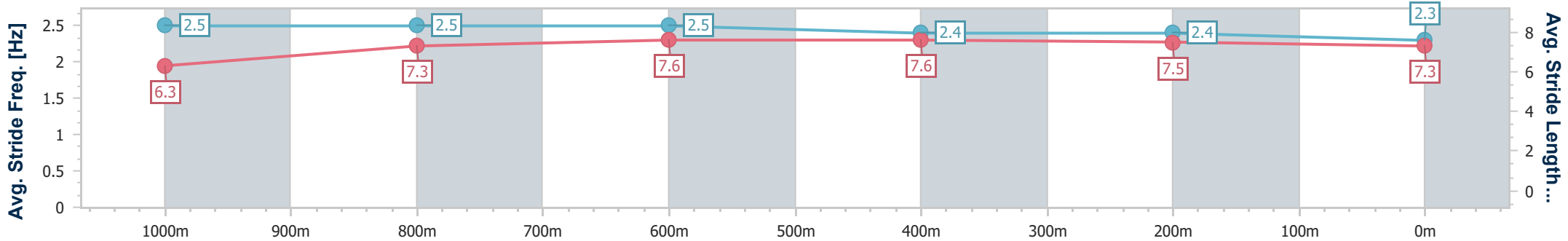
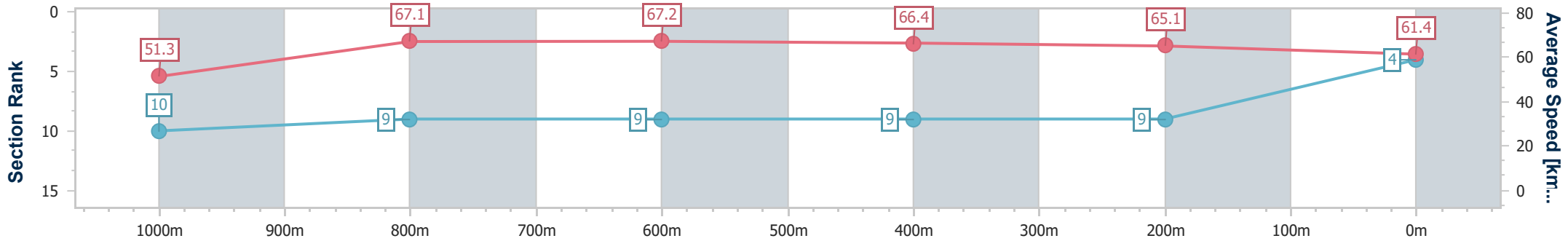
Townsville QLD Professional
Race 6: MM ELECTRICAL TOWNSVILLE QTIS Class 3 Handicap - 1200m

17 May 2024 - 15:59

Track Rating: Good 4, Weather: Fine, Rail Position: +4.5m 1000-W/Post; +3m Remainder



Section	Overall	1000m	800m	600m	400m	200m
Section Times	1:09.67 [4] (0:14.11)	0:55.56 [10] (0:10.85)	0:44.71 [9] (0:10.86)	0:33.85 [9] (0:10.98)	0:22.87 [9] (0:11.13)	0:11.74 [9] (0:11.74)
Average Speed [km/h]	51.3	67.1	67.2	66.4	65.1	61.4
Top Speed [km/h]	65.1	68.0	68.2	67.4	66.9	64.4
Avg. Dist. to Rail [m]	8.0	2.1	2.6	2.5	4.2	3.8
Avg. Stride Freq. [Hz]	2.5	2.5	2.5	2.4	2.4	2.3
Avg. Stride Length [m]	6.3	7.3	7.6	7.6	7.5	7.3



- [] Ranking at each section and finish
- .-.- No data available at this section
- NA No data available



Horse/Jockey Name	The Sherpa
Final Rank	5
Fastest Section Time (Section)	0:10.94 (1000m)
Top Speed [km/h] (Section)	67.1 (800m)
Race State	Finished



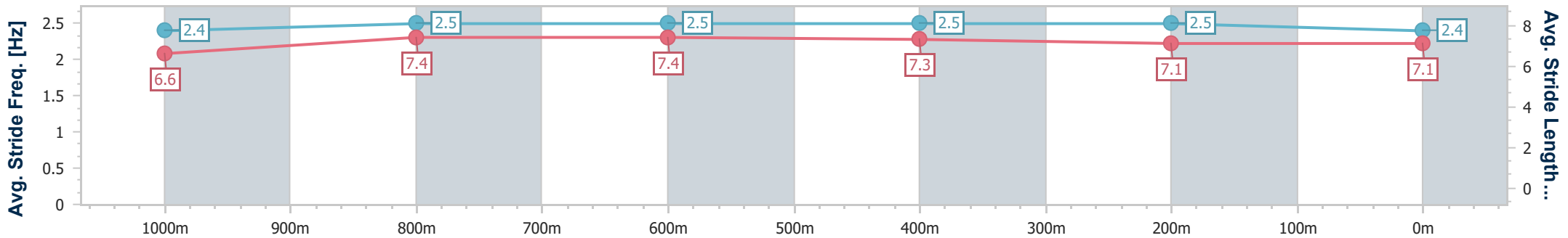
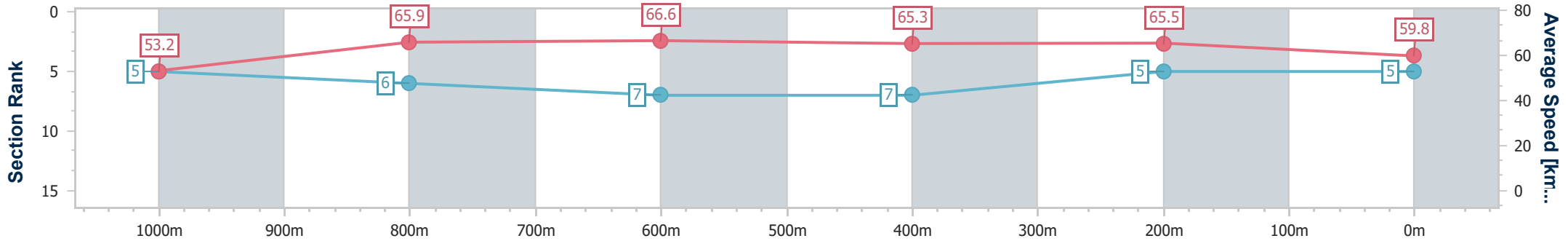
Townsville QLD Professional
Race 6: MM ELECTRICAL TOWNSVILLE QTIS Class 3 Handicap - 1200m



17 May 2024 - 15:59

Track Rating: Good 4, Weather: Fine, Rail Position: +4.5m 1000-W/Post; +3m Remainder

Section	Overall	1000m	800m	600m	400m	200m
Section Times	1:09.75 [5] (0:13.55)	0:56.20 [5] (0:10.94)	0:45.26 [6] (0:10.99)	0:34.27 [7] (0:11.16)	0:23.11 [7] (0:11.09)	0:12.02 [5] (0:12.02)
Average Speed [km/h]	53.2	65.9	66.6	65.3	65.5	59.8
Top Speed [km/h]	65.7	66.9	67.1	66.0	66.1	63.8
Avg. Dist. to Rail [m]	4.2	0.9	3.3	2.7	4.9	4.8
Avg. Stride Freq. [Hz]	2.4	2.5	2.5	2.5	2.5	2.4
Avg. Stride Length [m]	6.6	7.4	7.4	7.3	7.1	7.1



- [] Ranking at each section and finish
- .-.- No data available at this section
- NA No data available



Horse/Jockey Name	Indicative
Final Rank	6
Fastest Section Time (Section)	0:10.58 (1000m)
Top Speed [km/h] (Section)	69.1 (1000m)
Race State	Finished



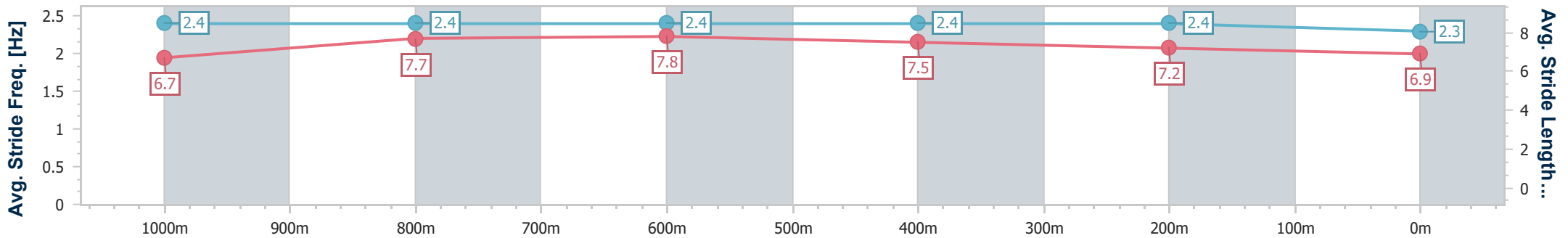
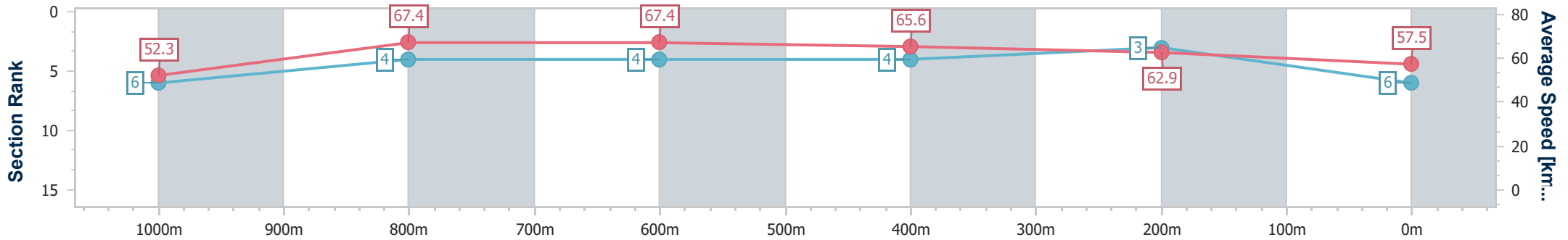
Townsville QLD Professional
Race 6: MM ELECTRICAL TOWNSVILLE QTIS Class 3 Handicap - 1200m



17 May 2024 - 15:59

Track Rating: Good 4, Weather: Fine, Rail Position: +4.5m 1000-W/Post; +3m Remainder

Section	Overall	1000m	800m	600m	400m	200m
Section Times	1:10.01 [6] (0:13.74)	0:56.27 [6] (0:10.58)	0:45.69 [4] (0:10.67)	0:35.02 [4] (0:11.01)	0:24.01 [4] (0:11.50)	0:12.51 [3] (0:12.51)
Average Speed [km/h]	52.3	67.4	67.4	65.6	62.9	57.5
Top Speed [km/h]	65.2	69.1	68.9	67.7	64.5	61.5
Avg. Dist. to Rail [m]	2.1	2.1	0.2	0.8	2.8	3.9
Avg. Stride Freq. [Hz]	2.4	2.4	2.4	2.4	2.4	2.3
Avg. Stride Length [m]	6.7	7.7	7.8	7.5	7.2	6.9



- [] Ranking at each section and finish
- .-.- No data available at this section
- NA No data available



Horse/Jockey Name	Finsceal
Final Rank	7
Fastest Section Time (Section)	0:10.80 (1000m)
Top Speed [km/h] (Section)	66.9 (800m)
Race State	Finished



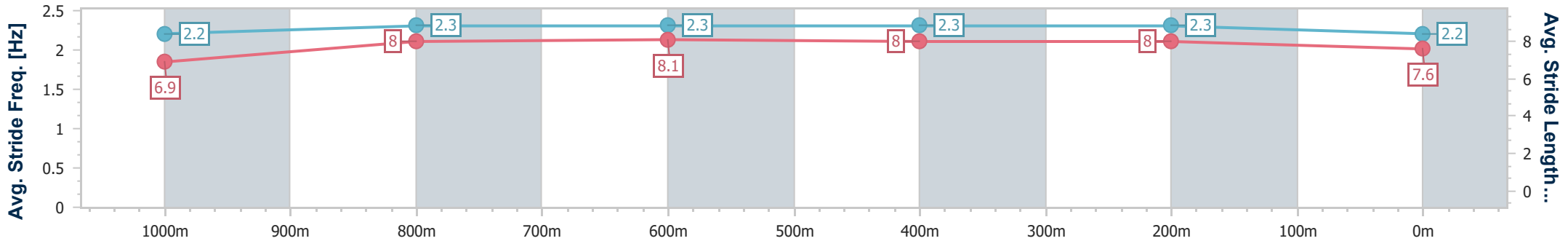
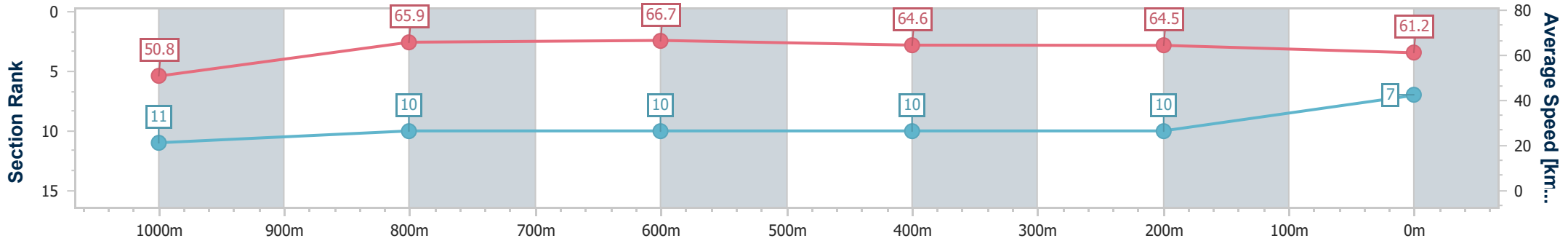
Townsville QLD Professional
Race 6: MM ELECTRICAL TOWNSVILLE QTIS Class 3 Handicap - 1200m



17 May 2024 - 15:59

Track Rating: Good 4, Weather: Fine, Rail Position: +4.5m 1000-W/Post; +3m Remainder

Section	Overall	1000m	800m	600m	400m	200m								
Section Times	1:10.16 [7] (0:14.18)	0:55.98 [11] (0:10.80)	0:45.18 [10] (0:10.86)	0:34.32 [10] (0:11.28)	0:23.04 [10] (0:11.26)	0:11.78 [10] (0:11.78)								
Average Speed [km/h]	50.8	65.9	66.7	64.6	64.5	61.2								
Top Speed [km/h]	65.8	66.6	66.9	66.7	65.2	62.9								
Avg. Dist. to Rail [m]	3.7	2.1	0.9	2.7	6.0	8.7								
Avg. Stride Freq. [Hz]	2.2	2.3	2.3	2.3	2.3	2.2								
Avg. Stride Length [m]	6.9	8.0	8.1	8.0	8.0	7.6								



- [] Ranking at each section and finish
- .-.- No data available at this section
- NA No data available



Horse/Jockey Name	Let's Ride
Final Rank	8
Fastest Section Time (Section)	0:10.64 (1000m)
Top Speed [km/h] (Section)	68.6 (800m)
Race State	Finished



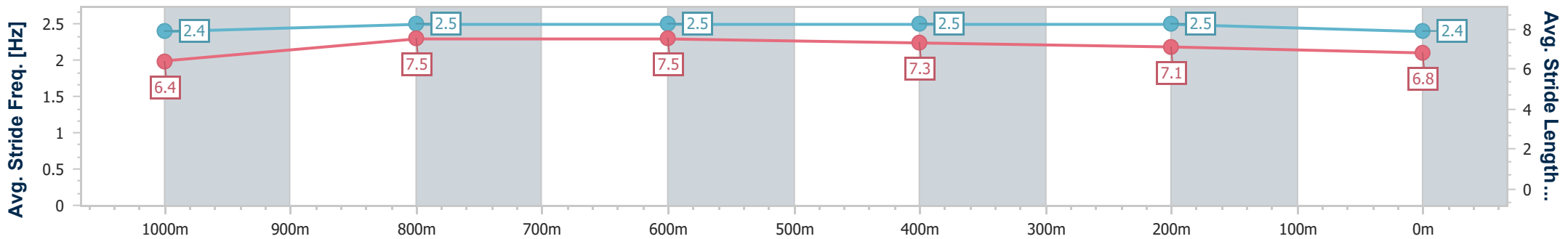
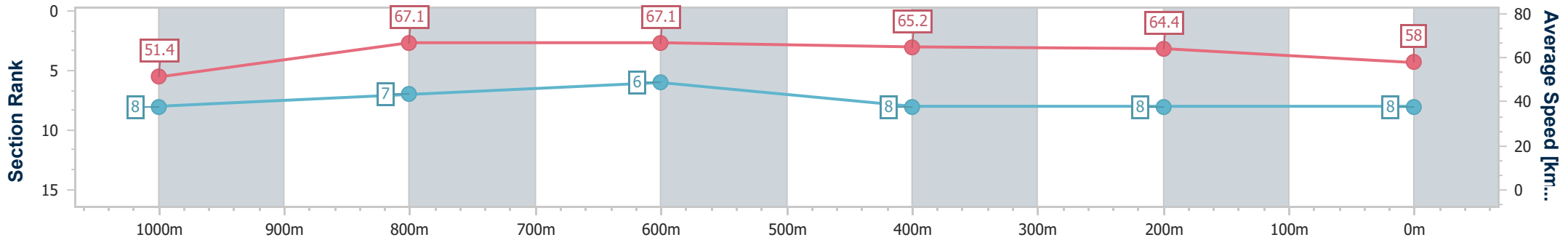
Townsville QLD Professional
Race 6: MM ELECTRICAL TOWNSVILLE QTIS Class 3 Handicap - 1200m



17 May 2024 - 15:59

Track Rating: Good 4, Weather: Fine, Rail Position: +4.5m 1000-W/Post; +3m Remainder

Section	Overall	1000m	800m	600m	400m	200m								
Section Times	1:10.35 [8] (0:14.04)	0:56.31 [8] (0:10.64)	0:45.67 [7] (0:10.80)	0:34.87 [6] (0:11.17)	0:23.70 [8] (0:11.27)	0:12.43 [8] (0:12.43)								
Average Speed [km/h]	51.4	67.1	67.1	65.2	64.4	58.0								
Top Speed [km/h]	66.8	67.8	68.6	66.9	66.1	63.0								
Avg. Dist. to Rail [m]	7.5	1.8	1.0	2.7	4.0	4.3								
Avg. Stride Freq. [Hz]	2.4	2.5	2.5	2.5	2.5	2.4								
Avg. Stride Length [m]	6.4	7.5	7.5	7.3	7.1	6.8								



- [] Ranking at each section and finish
- .-.- No data available at this section
- NA No data available



Horse/Jockey Name	Mr Kobo
Final Rank	9
Fastest Section Time (Section)	0:10.65 (1000m)
Top Speed [km/h] (Section)	70.2 (1000m)
Race State	Finished



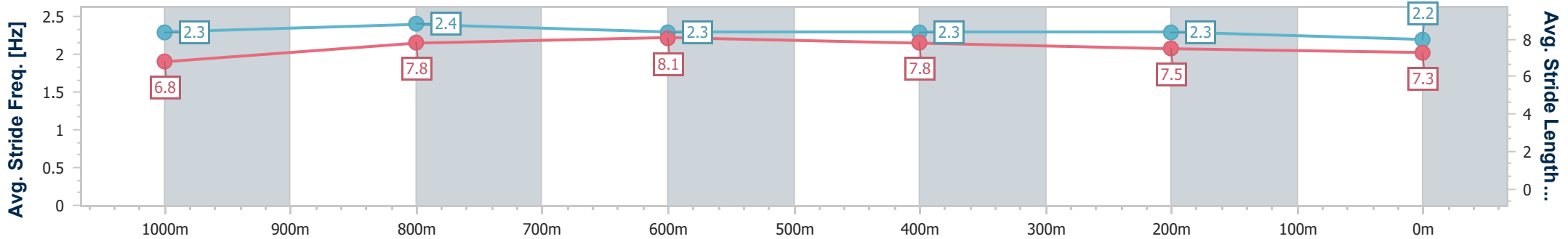
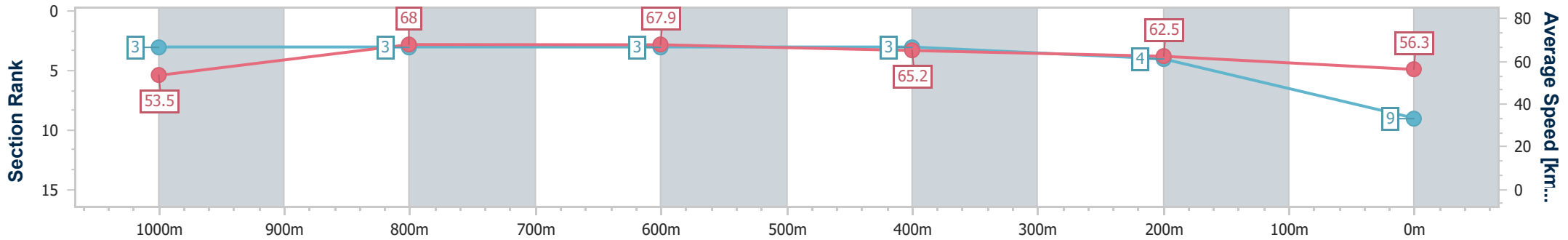
Townsville QLD Professional
Race 6: MM ELECTRICAL TOWNSVILLE QTIS Class 3 Handicap - 1200m



17 May 2024 - 15:59

Track Rating: Good 4, Weather: Fine, Rail Position: +4.5m 1000-W/Post; +3m Remainder

Section	Overall	1000m	800m	600m	400m	200m
Section Times	1:10.36 [9] (0:13.50)	0:56.86 [3] (0:10.65)	0:46.21 [3] (0:10.69)	0:35.52 [3] (0:11.15)	0:24.37 [3] (0:11.58)	0:12.79 [4] (0:12.79)
Average Speed [km/h]	53.5	68.0	67.9	65.2	62.5	56.3
Top Speed [km/h]	67.7	70.2	69.2	66.8	63.7	60.2
Avg. Dist. to Rail [m]	6.8	0.9	1.4	2.0	3.4	5.9
Avg. Stride Freq. [Hz]	2.3	2.4	2.3	2.3	2.3	2.2
Avg. Stride Length [m]	6.8	7.8	8.1	7.8	7.5	7.3



- [] Ranking at each section and finish
- .-.- No data available at this section
- NA No data available



Horse/Jockey Name	Redavni
Final Rank	10
Fastest Section Time (Section)	0:10.82 (1000m)
Top Speed [km/h] (Section)	68.7 (800m)
Race State	Finished



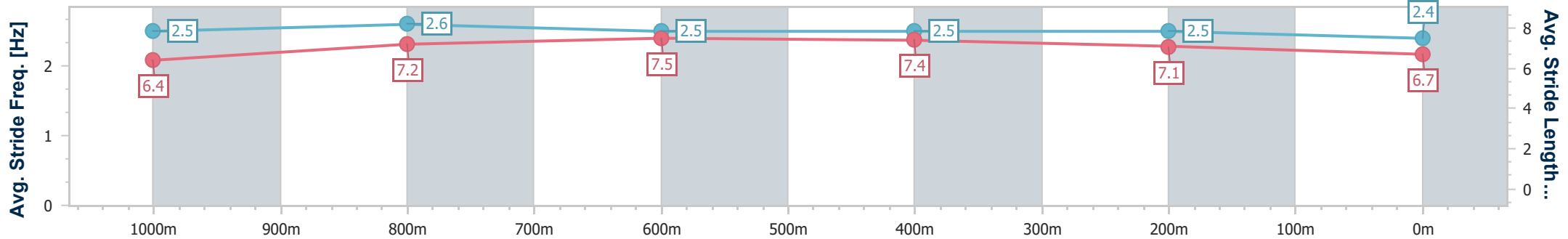
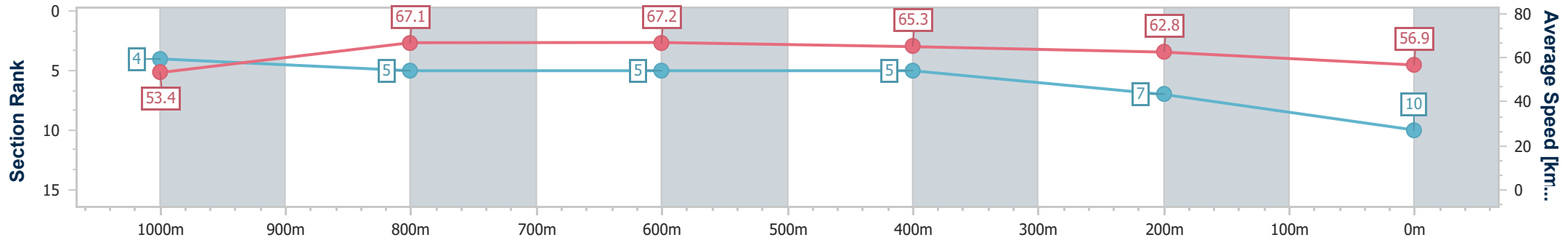
Townsville QLD Professional
Race 6: MM ELECTRICAL TOWNSVILLE QTIS Class 3 Handicap - 1200m



17 May 2024 - 15:59

Track Rating: Good 4, Weather: Fine, Rail Position: +4.5m 1000-W/Post; +3m Remainder

Section	Overall	1000m	800m	600m	400m	200m								
Section Times	1:10.45 [10] (0:13.54)	0:56.91 [4] (0:10.82)	0:46.09 [5] (0:10.83)	0:35.26 [5] (0:11.06)	0:24.20 [5] (0:11.52)	0:12.68 [7] (0:12.68)								
Average Speed [km/h]	53.4	67.1	67.2	65.3	62.8	56.9								
Top Speed [km/h]	65.2	68.3	68.7	67.0	64.9	60.4								
Avg. Dist. to Rail [m]	7.8	1.8	2.3	0.8	4.6	6.7								
Avg. Stride Freq. [Hz]	2.5	2.6	2.5	2.5	2.5	2.4								
Avg. Stride Length [m]	6.4	7.2	7.5	7.4	7.1	6.7								



- [] Ranking at each section and finish
- .-.- No data available at this section
- NA No data available



Horse/Jockey Name	Hunt The Hunter
Final Rank	11
Fastest Section Time (Section)	0:10.87 (1000m)
Top Speed [km/h] (Section)	67.9 (800m)
Race State	Finished



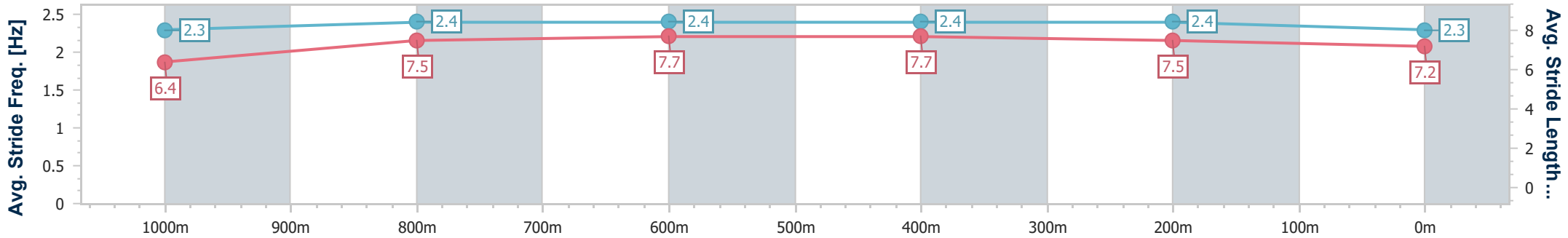
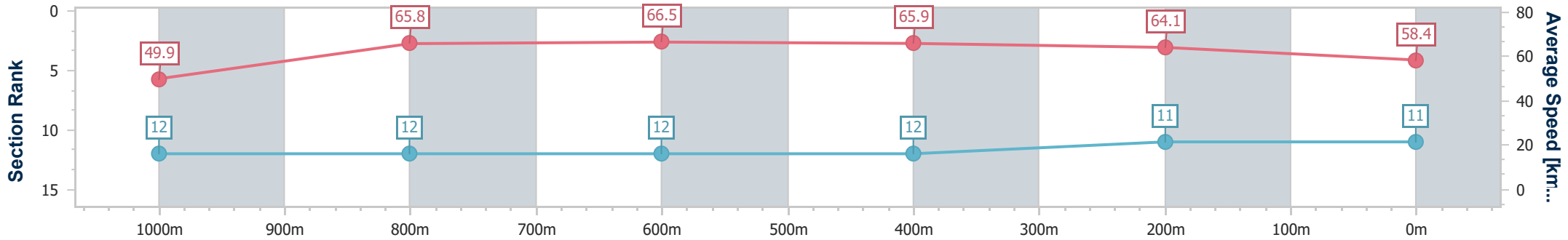
Townsville QLD Professional
Race 6: MM ELECTRICAL TOWNSVILLE QTIS Class 3 Handicap - 1200m

17 May 2024 - 15:59

Track Rating: Good 4, Weather: Fine, Rail Position: +4.5m 1000-W/Post; +3m Remainder



Section	Overall	1000m	800m	600m	400m	200m
Section Times	1:11.02 [11] (0:14.42)	0:56.60 [12] (0:10.87)	0:45.73 [12] (0:10.93)	0:34.80 [12] (0:11.12)	0:23.68 [12] (0:11.35)	0:12.33 [11] (0:12.33)
Average Speed [km/h]	49.9	65.8	66.5	65.9	64.1	58.4
Top Speed [km/h]	65.1	67.8	67.9	66.7	66.3	62.3
Avg. Dist. to Rail [m]	4.8	1.6	2.3	3.6	7.1	7.1
Avg. Stride Freq. [Hz]	2.3	2.4	2.4	2.4	2.4	2.3
Avg. Stride Length [m]	6.4	7.5	7.7	7.7	7.5	7.2



- [] Ranking at each section and finish
- .-.- No data available at this section
- NA No data available



Horse/Jockey Name	Que Cee Spade
Final Rank	12
Fastest Section Time (Section)	0:10.96 (1000m)
Top Speed [km/h] (Section)	66.9 (1000m)
Race State	Finished



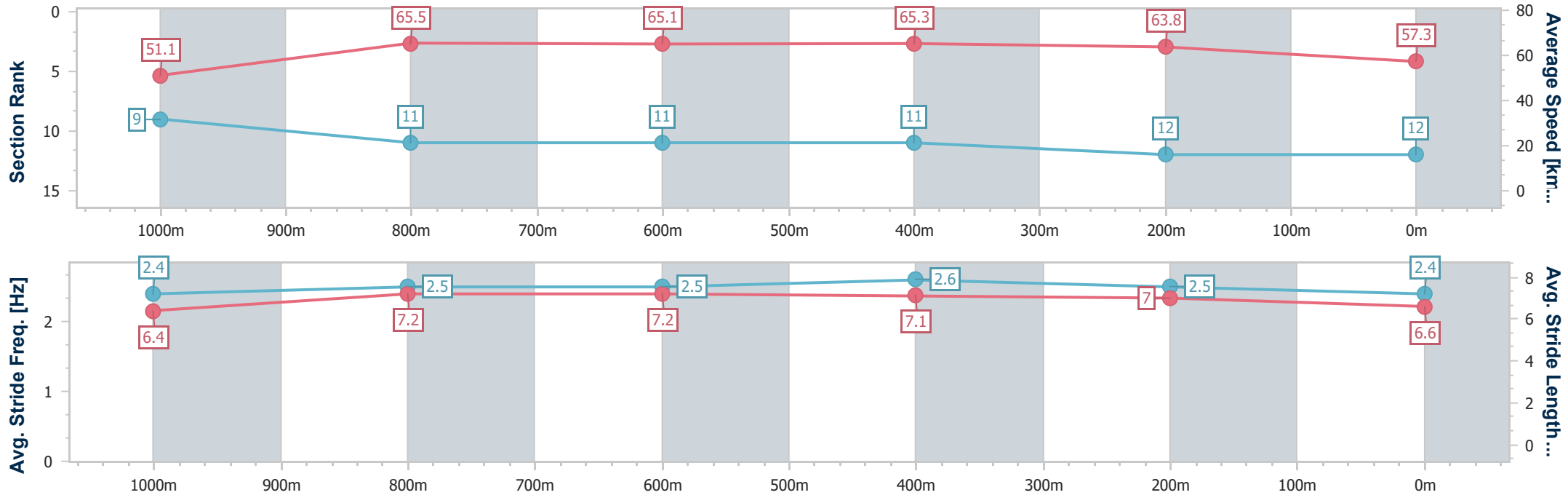
Townsville QLD Professional
Race 6: MM ELECTRICAL TOWNSVILLE QTIS Class 3 Handicap - 1200m



17 May 2024 - 15:59

Track Rating: Good 4, Weather: Fine, Rail Position: +4.5m 1000-W/Post; +3m Remainder

Section	Overall	1000m	800m	600m	400m	200m
Section Times	1:11.30 [12] (0:14.08)	0:57.22 [9] (0:10.96)	0:46.26 [11] (0:11.11)	0:35.15 [11] (0:11.16)	0:23.99 [11] (0:11.41)	0:12.58 [12] (0:12.58)
Average Speed [km/h]	51.1	65.5	65.1	65.3	63.8	57.3
Top Speed [km/h]	64.7	66.9	66.0	66.6	65.7	62.3
Avg. Dist. to Rail [m]	2.7	1.0	0.5	2.9	7.2	9.8
Avg. Stride Freq. [Hz]	2.4	2.5	2.5	2.6	2.5	2.4
Avg. Stride Length [m]	6.4	7.2	7.2	7.1	7.0	6.6



- [] Ranking at each section and finish
- .-.- No data available at this section
- NA No data available



Townsville QLD Professional

Race 7: HIGGINS COATINGS BENCHMARK 70 Handicap - 1000m

17 May 2024 - 16:39



Track Rating: Good 4, Weather: Fine, Rail Position: +4.5m 1000-W/Post; +3m Remainder

Section		Overall						800m		600m		400m		200m		Last 600m	
Field Times		0:55.80 (0:12.46)						0:43.34 (0:09.98)		0:33.36 (0:10.63)		0:22.73 (0:11.16)		0:11.57 (0:11.57)		0:33.36	
Rank	TAB	Horse/Jockey	Barrier	Top Speed [km/h]	Fastest Section							Margin			Distance Travelled [m]		
1	6	NORTHERN PRIDE Gabrielle Semmens	3	72.4 800m	0:10.24 800m	0:55.80 [1] (0:12.61)	0:43.19 [4] (0:10.24)	0:32.95 [5] (0:10.60)	0:22.35 [3] (0:10.84)	0:11.51 [2] (0:11.51)	0:55.80		0:32.95				
2	14	NEVER CRY Chris Whiteley	13	72.0 800m	0:10.14 800m	0:56.05 [2] (0:13.13)	0:42.92 [11] (0:10.14)	0:32.78 [10] (0:10.74)	0:22.04 [10] (0:10.90)	0:11.14 [10] (0:11.14)	1.45L		0:32.78	+3			
3	5	BEAUTY BOOM Graham Kliese	1	72.0 Overall	0:10.08 800m	0:56.06 [3] (0:12.46)	0:43.60 [1] (0:10.08)	0:33.52 [2] (0:10.74)	0:22.78 [2] (0:10.95)	0:11.83 [1] (0:11.83)	1.51L		0:33.52	+2			
4	4	BOHO BEAUTY Ryan Wiggins	7	72.0 800m	0:10.14 800m	0:56.15 [4] (0:12.61)	0:43.54 [3] (0:10.14)	0:33.40 [4] (0:10.78)	0:22.62 [5] (0:11.03)	0:11.59 [4] (0:11.59)	2.05L		0:33.40	+3			
5	11	CROWNING MOMENT Jason Taylor	9	72.4 Overall	0:10.35 800m	0:56.16 [5] (0:12.68)	0:43.48 [6] (0:10.35)	0:33.13 [7] (0:10.72)	0:22.41 [7] (0:11.01)	0:11.40 [8] (0:11.40)	2.11L		0:33.13	+10			
6	9	CARESSING RUPERT Jackson Murphy	4	72.0 800m	0:10.17 800m	0:56.29 [6] (0:12.81)	0:43.48 [7] (0:10.17)	0:33.31 [6] (0:10.74)	0:22.57 [6] (0:11.02)	0:11.55 [7] (0:11.55)	2.88L		0:33.31	+5			
7	13	COLD POWER Rhiannon Payne	6	71.4 800m	0:10.44 800m	0:56.39 [7] (0:12.95)	0:43.44 [9] (0:10.44)	0:33.00 [11] (0:10.69)	0:22.31 [11] (0:10.91)	0:11.40 [11] (0:11.40)	3.46L		0:33.00	+5			
8	8	TORQUE SENSATION Isabella Teh	5	72.4 800m	0:09.94 800m	0:56.43 [8] (0:12.50)	0:43.93 [2] (0:09.94)	0:33.99 [1] (0:10.63)	0:23.36 [1] (0:11.26)	0:12.10 [3] (0:12.10)	3.71L		0:33.99	+6			
9	12	WANNA TWEET Justin Stanley	8	72.2 Overall	0:10.20 800m	0:56.63 [9] (0:12.97)	0:43.66 [10] (0:10.20)	0:33.46 [9] (0:10.69)	0:22.77 [9] (0:10.87)	0:11.90 [6] (0:11.90)	4.86L		0:33.46	+3			
10	10	CHOQUANT Nathan Thomas	2	72.0 800m	0:10.17 800m	0:56.63 [10] (0:12.89)	0:43.74 [8] (0:10.17)	0:33.57 [8] (0:10.72)	0:22.85 [8] (0:11.08)	0:11.77 [9] (0:11.77)	4.87L		0:33.57	+0			

Scratched: Regal Conqueror (#7)



Townsville QLD Professional

Race 7: HIGGINS COATINGS BENCHMARK 70 Handicap - 1000m

17 May 2024 - 16:39



Track Rating: Good 4, Weather: Fine, Rail Position: +4.5m 1000-W/Post; +3m Remainder

Section	Overall	800m	600m	400m	200m	Last 600m
Field Times	0:55.80 (0:12.46)	0:43.34 (0:09.98)	0:33.36 (0:10.63)	0:22.73 (0:11.16)	0:11.57 (0:11.57)	0:33.36

Rank	TAB	Horse/Jockey	Barrier	Top Speed [km/h]	Fastest Section	Overall	800m	600m	400m	200m	Margin	Last 600m	Distance Travelled [m]
11	1	BAKUHATSU	14	72.7	0:10.12	0:56.67 [11]	0:44.06 [5]	0:33.94 [3]	0:23.20 [4]	0:12.09 [5]	5.08L	0:33.94	+7
		Cody Collis		Overall	800m	(0:12.61)	(0:10.12)	(0:10.74)	(0:11.11)	(0:12.09)			
12	2	VENTURA OCEAN	10	72.0	0:10.19	0:57.23 [12]	0:43.87 [12]	0:33.68 [12]	0:23.00 [12]	0:11.83 [12]	8.43L	0:33.68	+5
		Chelsea Jokic		800m	800m	(0:13.36)	(0:10.19)	(0:10.68)	(0:11.17)	(0:11.83)			
13	3	SOUTH PARADE	11	72.8	0:10.26	0:57.39 [13]	0:43.96 [13]	0:33.70 [13]	0:23.15 [13]	0:11.99 [12]	9.34L	0:33.70	+9
		Lachlan Overall		800m	800m	(0:13.43)	(0:10.26)	(0:10.55)	(0:11.16)	(0:11.99)			

Scratched: Regal Conqueror (#7)



Horse/Jockey Name	Northern Pride
Final Rank	1
Fastest Section Time (Section)	0:10.24 (800m)
Top Speed [km/h] (Section)	72.4 (800m)
Race State	Finished



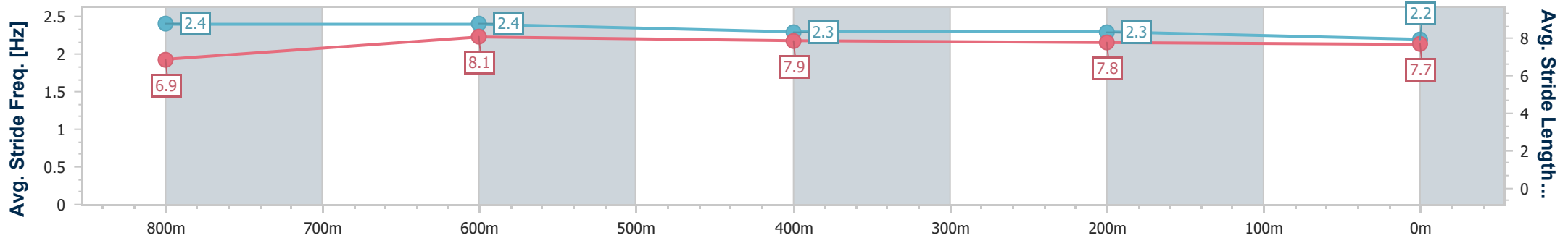
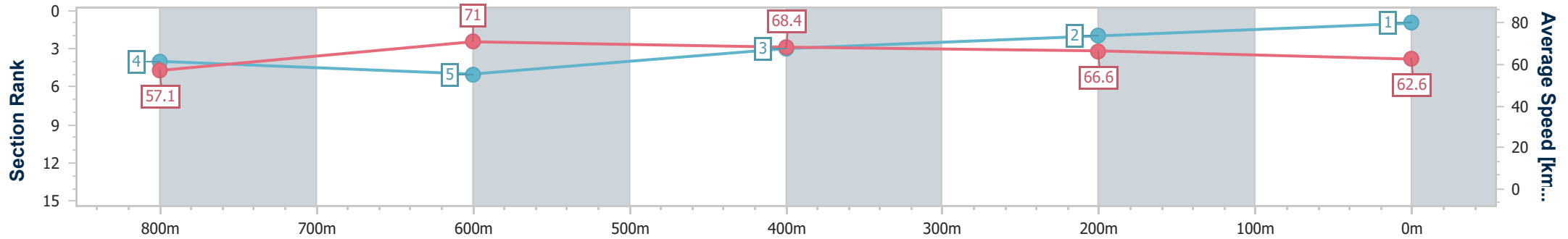
Townsville QLD Professional
Race 7: HIGGINS COATINGS BENCHMARK 70 Handicap - 1000m

17 May 2024 - 16:39

Track Rating: Good 4, Weather: Fine, Rail Position: +4.5m 1000-W/Post; +3m Remainder



Section	Overall	800m	600m	400m	200m
Section Times	0:55.80 [1] (0:12.61)	0:43.19 [4] (0:10.24)	0:32.95 [5] (0:10.60)	0:22.35 [3] (0:10.84)	0:11.51 [2] (0:11.51)
Average Speed [km/h]	57.1	71.0	68.4	66.6	62.6
Top Speed [km/h]	72.0	72.4	71.0	68.3	66.5
Avg. Dist. to Rail [m]	4.3	2.4	1.4	3.1	4.6
Avg. Stride Freq. [Hz]	2.4	2.4	2.3	2.3	2.2
Avg. Stride Length [m]	6.9	8.1	7.9	7.8	7.7



- [] Ranking at each section and finish
- .-.- No data available at this section
- NA No data available



Horse/Jockey Name	Never Cry
Final Rank	2
Fastest Section Time (Section)	0:10.14 (800m)
Top Speed [km/h] (Section)	72.0 (800m)
Race State	Finished



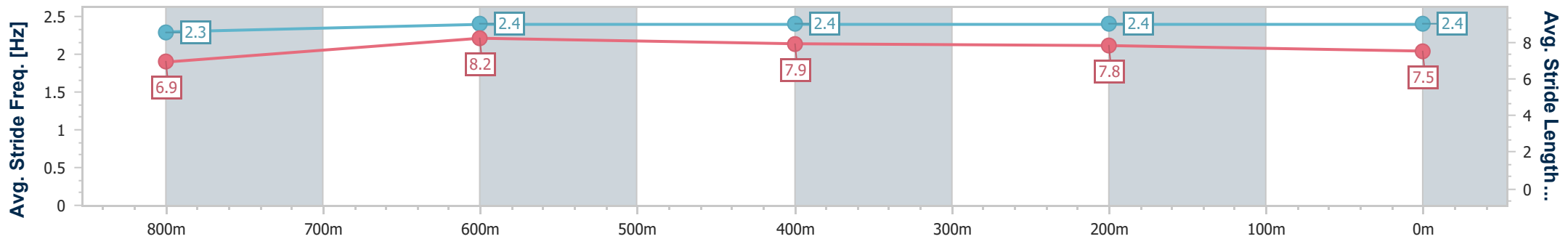
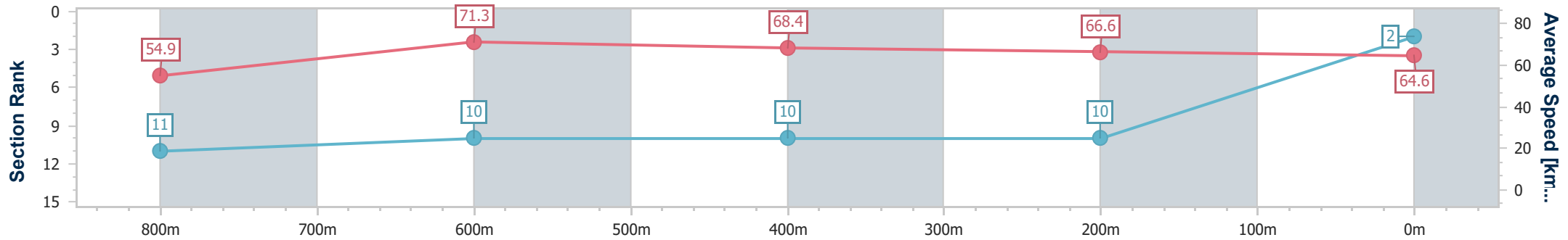
Townsville QLD Professional
Race 7: HIGGINS COATINGS BENCHMARK 70 Handicap - 1000m

17 May 2024 - 16:39

Track Rating: Good 4, Weather: Fine, Rail Position: +4.5m 1000-W/Post; +3m Remainder



Section	Overall	800m	600m	400m	200m
Section Times	0:56.05 [2] (0:13.13)	0:42.92 [11] (0:10.14)	0:32.78 [10] (0:10.74)	0:22.04 [10] (0:10.90)	0:11.14 [10] (0:11.14)
Average Speed [km/h]	54.9	71.3	68.4	66.6	64.6
Top Speed [km/h]	70.9	72.0	72.0	67.3	66.6
Avg. Dist. to Rail [m]	9.3	2.6	3.2	4.9	4.9
Avg. Stride Freq. [Hz]	2.3	2.4	2.4	2.4	2.4
Avg. Stride Length [m]	6.9	8.2	7.9	7.8	7.5



- [] Ranking at each section and finish
- .-.- No data available at this section
- NA No data available



Horse/Jockey Name	Beauty Boom
Final Rank	3
Fastest Section Time (Section)	0:10.08 (800m)
Top Speed [km/h] (Section)	72.0 (Overall)
Race State	Finished



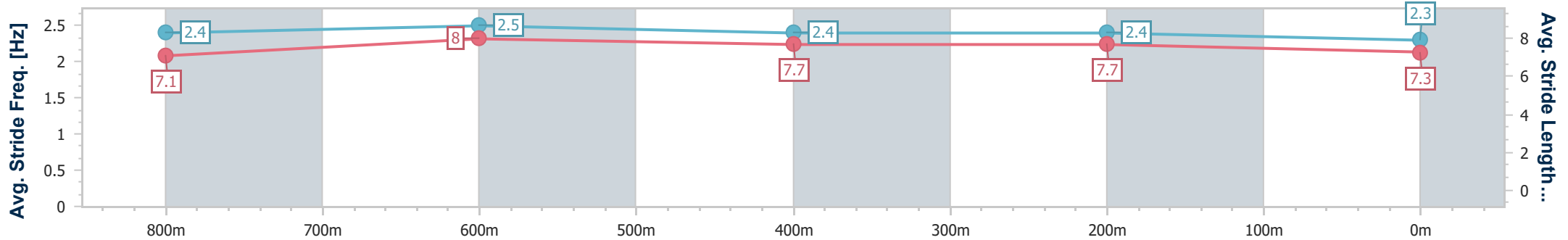
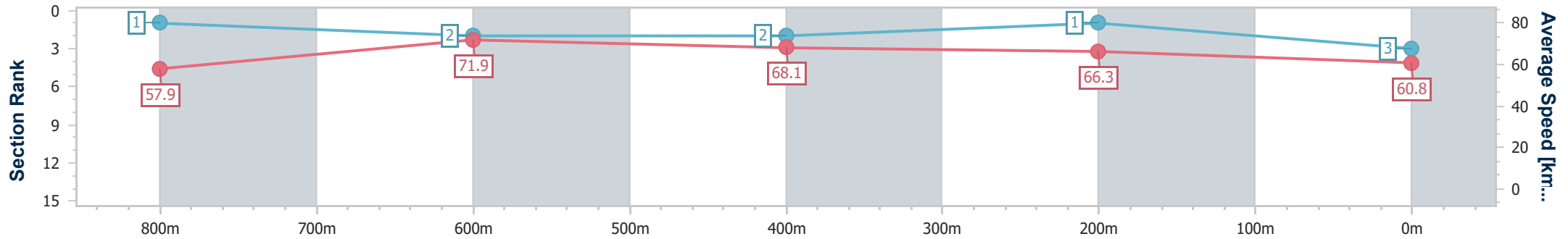
Townsville QLD Professional
Race 7: HIGGINS COATINGS BENCHMARK 70 Handicap - 1000m

17 May 2024 - 16:39

Track Rating: Good 4, Weather: Fine, Rail Position: +4.5m 1000-W/Post; +3m Remainder



Section	Overall	800m	600m	400m	200m
Section Times	0:56.06 [3] (0:12.46)	0:43.60 [1] (0:10.08)	0:33.52 [2] (0:10.74)	0:22.78 [2] (0:10.95)	0:11.83 [1] (0:11.83)
Average Speed [km/h]	57.9	71.9	68.1	66.3	60.8
Top Speed [km/h]	72.0	72.0	70.4	67.1	65.6
Avg. Dist. to Rail [m]	1.7	2.0	3.0	3.7	2.8
Avg. Stride Freq. [Hz]	2.4	2.5	2.4	2.4	2.3
Avg. Stride Length [m]	7.1	8.0	7.7	7.7	7.3



- [] Ranking at each section and finish
- .-.- No data available at this section
- NA No data available



Horse/Jockey Name	Boho Beauty
Final Rank	4
Fastest Section Time (Section)	0:10.14 (800m)
Top Speed [km/h] (Section)	72.0 (800m)
Race State	Finished



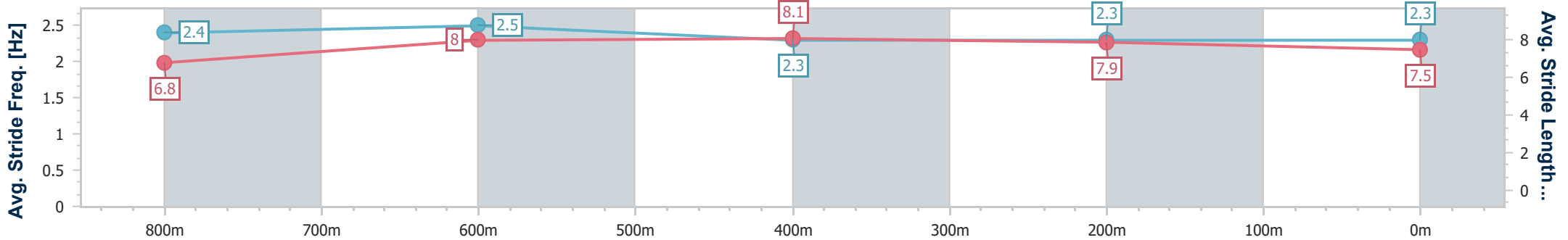
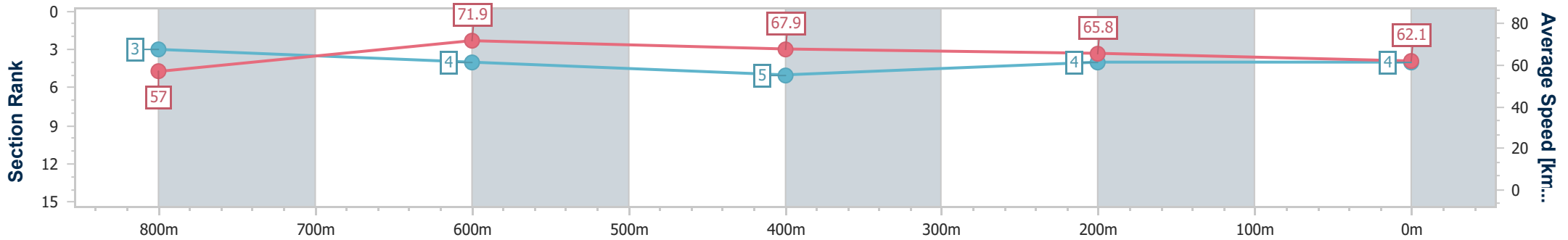
Townsville QLD Professional
Race 7: HIGGINS COATINGS BENCHMARK 70 Handicap - 1000m

17 May 2024 - 16:39

Track Rating: Good 4, Weather: Fine, Rail Position: +4.5m 1000-W/Post; +3m Remainder



Section	Overall	800m	600m	400m	200m
Section Times	0:56.15 [4] (0:12.61)	0:43.54 [3] (0:10.14)	0:33.40 [4] (0:10.78)	0:22.62 [5] (0:11.03)	0:11.59 [4] (0:11.59)
Average Speed [km/h]	57.0	71.9	67.9	65.8	62.1
Top Speed [km/h]	70.8	72.0	71.6	67.2	64.3
Avg. Dist. to Rail [m]	9.2	3.6	3.3	4.8	5.3
Avg. Stride Freq. [Hz]	2.4	2.5	2.3	2.3	2.3
Avg. Stride Length [m]	6.8	8.0	8.1	7.9	7.5



- [] Ranking at each section and finish
- .-.- No data available at this section
- NA No data available



Horse/Jockey Name	Crowning Moment
Final Rank	5
Fastest Section Time (Section)	0:10.35 (800m)
Top Speed [km/h] (Section)	72.4 (Overall)
Race State	Finished



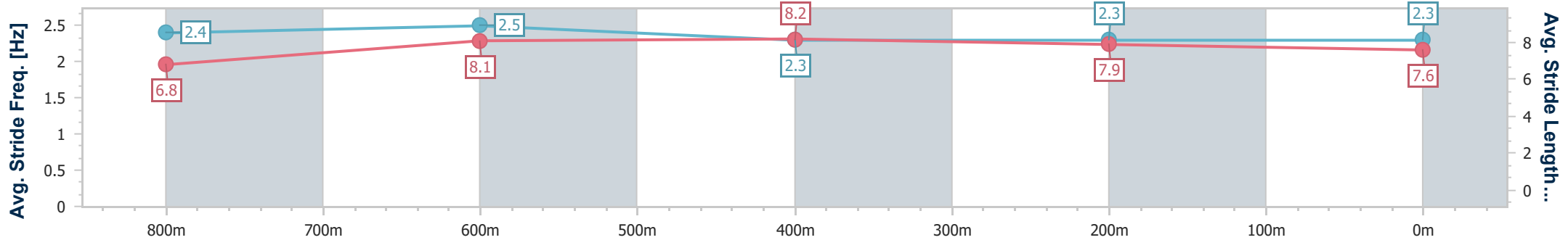
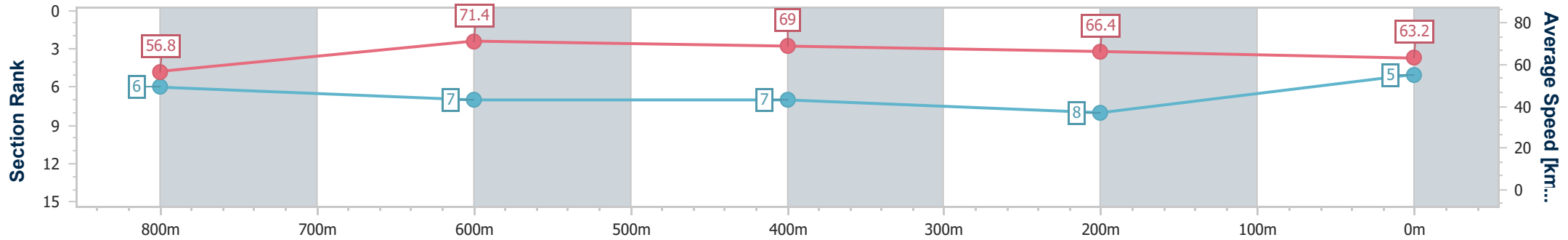
Townsville QLD Professional
Race 7: HIGGINS COATINGS BENCHMARK 70 Handicap - 1000m

17 May 2024 - 16:39

Track Rating: Good 4, Weather: Fine, Rail Position: +4.5m 1000-W/Post; +3m Remainder



Section	Overall	800m	600m	400m	200m
Section Times	0:56.16 [5] (0:12.68)	0:43.48 [6] (0:10.35)	0:33.13 [7] (0:10.72)	0:22.41 [7] (0:11.01)	0:11.40 [8] (0:11.40)
Average Speed [km/h]	56.8	71.4	69.0	66.4	63.2
Top Speed [km/h]	72.4	72.4	70.8	66.9	65.8
Avg. Dist. to Rail [m]	10.8	6.7	5.7	8.9	10.2
Avg. Stride Freq. [Hz]	2.4	2.5	2.3	2.3	2.3
Avg. Stride Length [m]	6.8	8.1	8.2	7.9	7.6



- [] Ranking at each section and finish
- .-.- No data available at this section
- NA No data available



Horse/Jockey Name	Caressing Rupert
Final Rank	6
Fastest Section Time (Section)	0:10.17 (800m)
Top Speed [km/h] (Section)	72.0 (800m)
Race State	Finished



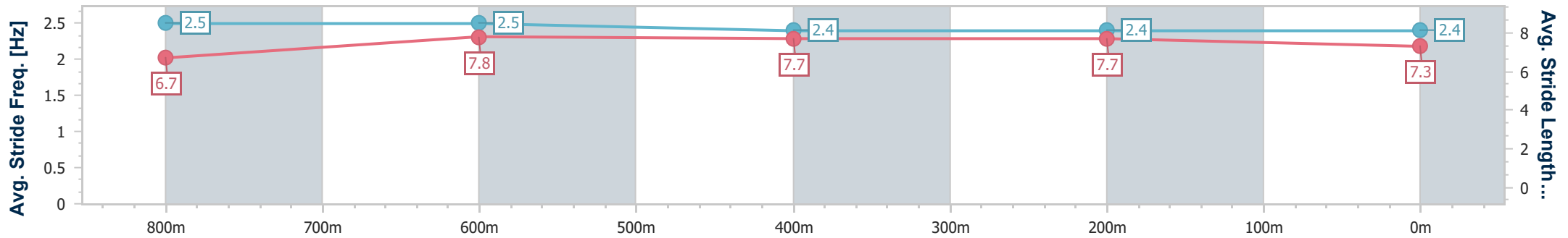
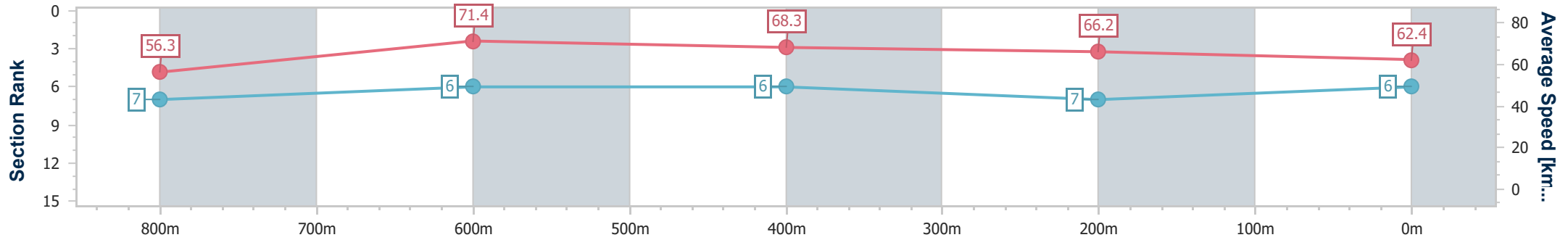
Townsville QLD Professional
Race 7: HIGGINS COATINGS BENCHMARK 70 Handicap - 1000m

17 May 2024 - 16:39

Track Rating: Good 4, Weather: Fine, Rail Position: +4.5m 1000-W/Post; +3m Remainder



Section	Overall	800m	600m	400m	200m
Section Times	0:56.29 [6] (0:12.81)	0:43.48 [7] (0:10.17)	0:33.31 [6] (0:10.74)	0:22.57 [6] (0:11.02)	0:11.55 [7] (0:11.55)
Average Speed [km/h]	56.3	71.4	68.3	66.2	62.4
Top Speed [km/h]	70.3	72.0	72.0	67.2	64.6
Avg. Dist. to Rail [m]	4.9	2.4	3.9	7.6	5.7
Avg. Stride Freq. [Hz]	2.5	2.5	2.4	2.4	2.4
Avg. Stride Length [m]	6.7	7.8	7.7	7.7	7.3



- [] Ranking at each section and finish
- .-.- No data available at this section
- NA No data available



Horse/Jockey Name	Cold Power
Final Rank	7
Fastest Section Time (Section)	0:10.44 (800m)
Top Speed [km/h] (Section)	71.4 (800m)
Race State	Finished



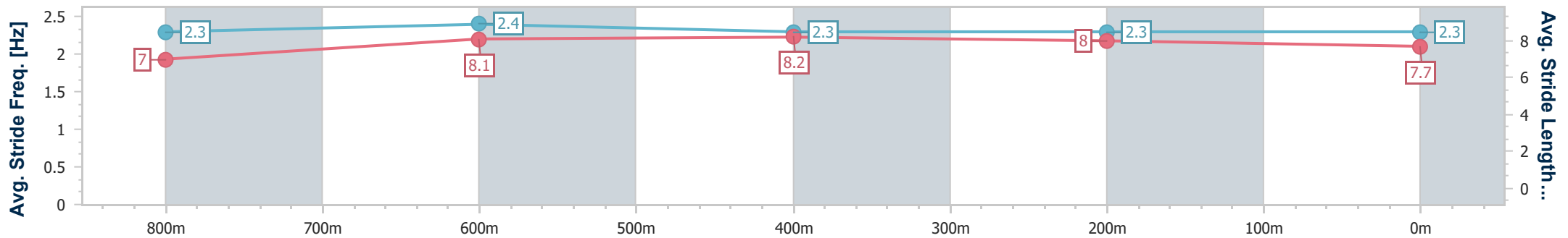
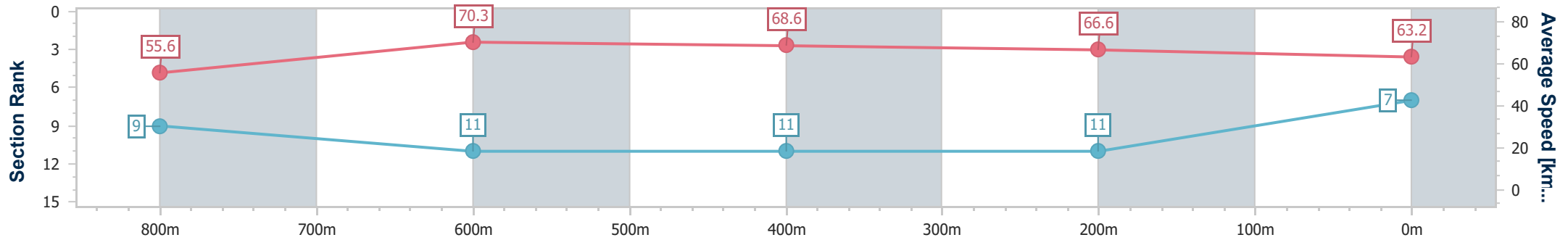
Townsville QLD Professional
Race 7: HIGGINS COATINGS BENCHMARK 70 Handicap - 1000m

17 May 2024 - 16:39

Track Rating: Good 4, Weather: Fine, Rail Position: +4.5m 1000-W/Post; +3m Remainder



Section	Overall	800m	600m	400m	200m
Section Times	0:56.39 [7] (0:12.95)	0:43.44 [9] (0:10.44)	0:33.00 [11] (0:10.69)	0:22.31 [11] (0:10.91)	0:11.40 [11] (0:11.40)
Average Speed [km/h]	55.6	70.3	68.6	66.6	63.2
Top Speed [km/h]	70.4	71.4	70.7	67.5	66.5
Avg. Dist. to Rail [m]	8.0	4.9	3.6	7.1	11.4
Avg. Stride Freq. [Hz]	2.3	2.4	2.3	2.3	2.3
Avg. Stride Length [m]	7.0	8.1	8.2	8.0	7.7



- [] Ranking at each section and finish
- .-.- No data available at this section
- NA No data available



Horse/Jockey Name	Torque Sensation
Final Rank	8
Fastest Section Time (Section)	0:09.94 (800m)
Top Speed [km/h] (Section)	72.4 (800m)
Race State	Finished



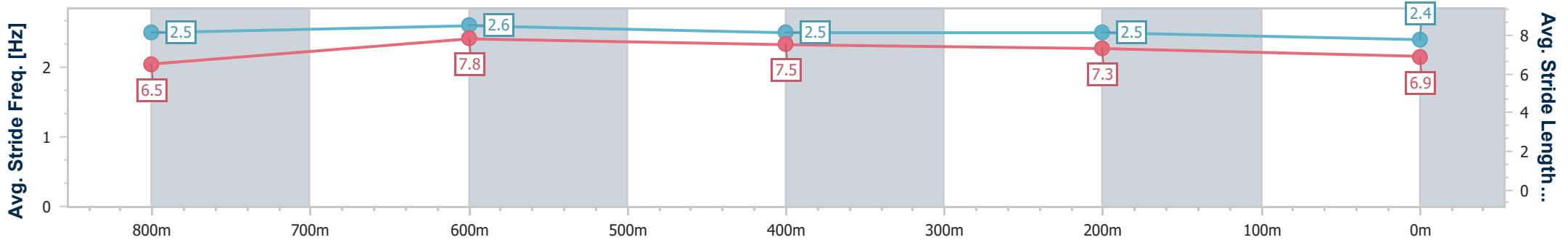
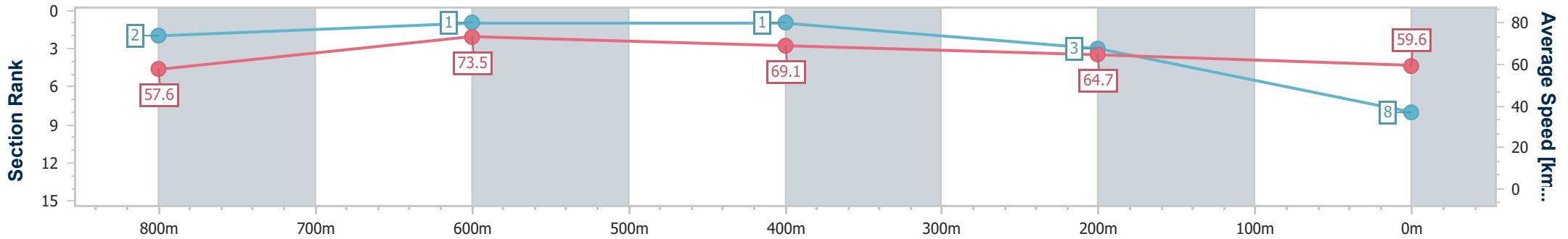
Townsville QLD Professional
Race 7: HIGGINS COATINGS BENCHMARK 70 Handicap - 1000m

17 May 2024 - 16:39

Track Rating: Good 4, Weather: Fine, Rail Position: +4.5m 1000-W/Post; +3m Remainder



Section	Overall	800m	600m	400m	200m
Section Times	0:56.43 [8] (0:12.50)	0:43.93 [2] (0:09.94)	0:33.99 [1] (0:10.63)	0:23.36 [1] (0:11.26)	0:12.10 [3] (0:12.10)
Average Speed [km/h]	57.6	73.5	69.1	64.7	59.6
Top Speed [km/h]	72.0	72.4	71.8	66.7	63.0
Avg. Dist. to Rail [m]	6.8	3.7	4.3	7.2	8.2
Avg. Stride Freq. [Hz]	2.5	2.6	2.5	2.5	2.4
Avg. Stride Length [m]	6.5	7.8	7.5	7.3	6.9



- [] Ranking at each section and finish
- .-.- No data available at this section
- NA No data available



Horse/Jockey Name	Wanna Tweet
Final Rank	9
Fastest Section Time (Section)	0:10.20 (800m)
Top Speed [km/h] (Section)	72.2 (Overall)
Race State	Finished



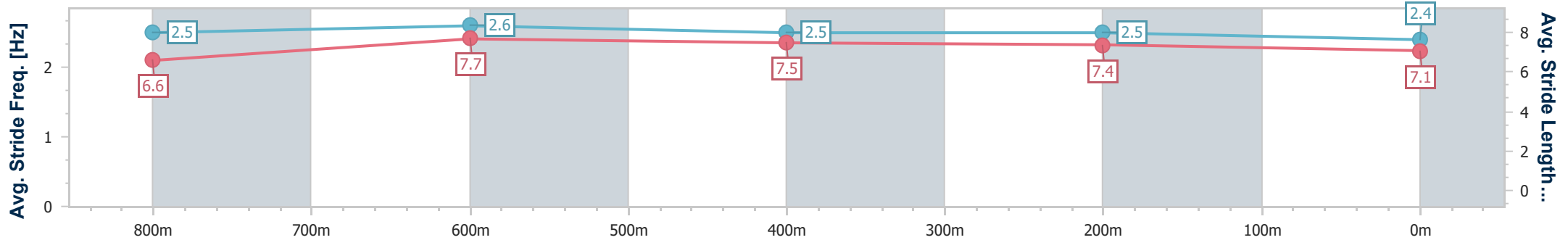
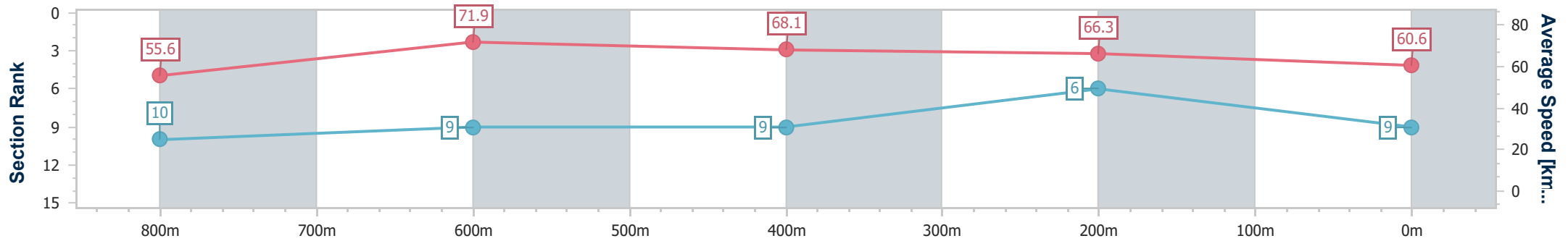
Townsville QLD Professional
Race 7: HIGGINS COATINGS BENCHMARK 70 Handicap - 1000m

17 May 2024 - 16:39

Track Rating: Good 4, Weather: Fine, Rail Position: +4.5m 1000-W/Post; +3m Remainder



Section	Overall	800m	600m	400m	200m
Section Times	0:56.63 [9] (0:12.97)	0:43.66 [10] (0:10.20)	0:33.46 [9] (0:10.69)	0:22.77 [9] (0:10.87)	0:11.90 [6] (0:11.90)
Average Speed [km/h]	55.6	71.9	68.1	66.3	60.6
Top Speed [km/h]	72.2	72.0	70.8	67.4	64.3
Avg. Dist. to Rail [m]	11.2	5.3	1.7	3.0	6.5
Avg. Stride Freq. [Hz]	2.5	2.6	2.5	2.5	2.4
Avg. Stride Length [m]	6.6	7.7	7.5	7.4	7.1



- [] Ranking at each section and finish
- .-.- No data available at this section
- NA No data available



Horse/Jockey Name	Choquant
Final Rank	10
Fastest Section Time (Section)	0:10.17 (800m)
Top Speed [km/h] (Section)	72.0 (800m)
Race State	Finished



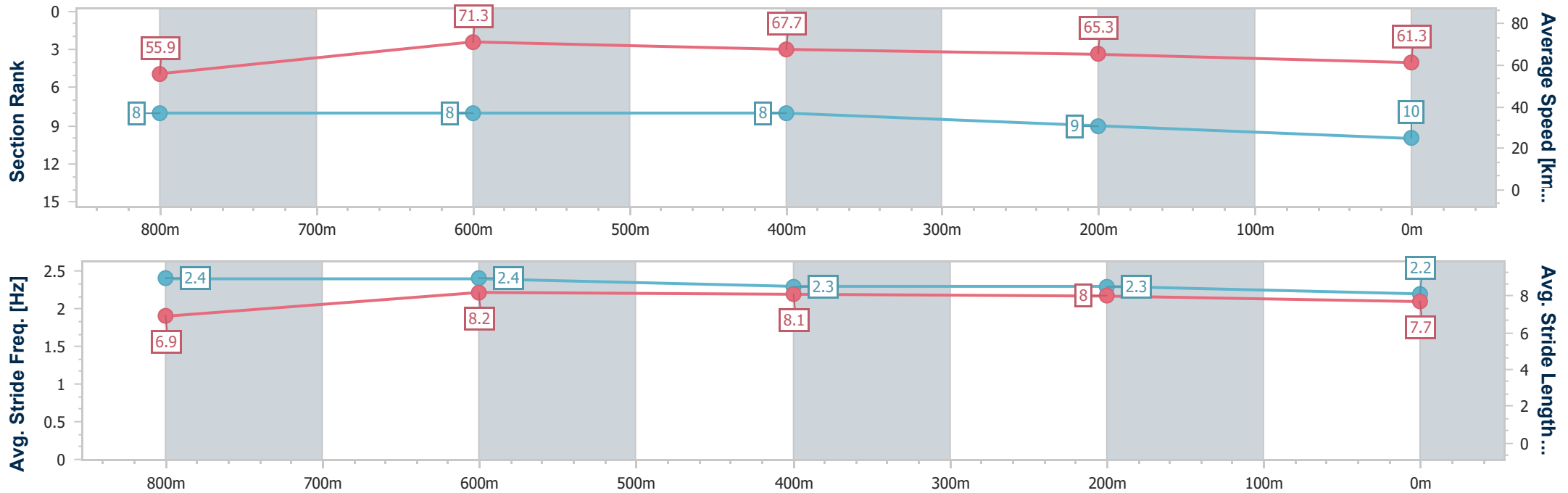
Townsville QLD Professional
Race 7: HIGGINS COATINGS BENCHMARK 70 Handicap - 1000m

17 May 2024 - 16:39

Track Rating: Good 4, Weather: Fine, Rail Position: +4.5m 1000-W/Post; +3m Remainder



Section	Overall	800m	600m	400m	200m
Section Times	0:56.63 [10] (0:12.89)	0:43.74 [8] (0:10.17)	0:33.57 [8] (0:10.72)	0:22.85 [8] (0:11.08)	0:11.77 [9] (0:11.77)
Average Speed [km/h]	55.9	71.3	67.7	65.3	61.3
Top Speed [km/h]	71.5	72.0	70.0	66.5	63.8
Avg. Dist. to Rail [m]	3.6	2.0	1.8	2.7	2.9
Avg. Stride Freq. [Hz]	2.4	2.4	2.3	2.3	2.2
Avg. Stride Length [m]	6.9	8.2	8.1	8.0	7.7



- [] Ranking at each section and finish
- .-.- No data available at this section
- NA No data available



Horse/Jockey Name	Bakuhatsu
Final Rank	11
Fastest Section Time (Section)	0:10.12 (800m)
Top Speed [km/h] (Section)	72.7 (Overall)
Race State	Finished



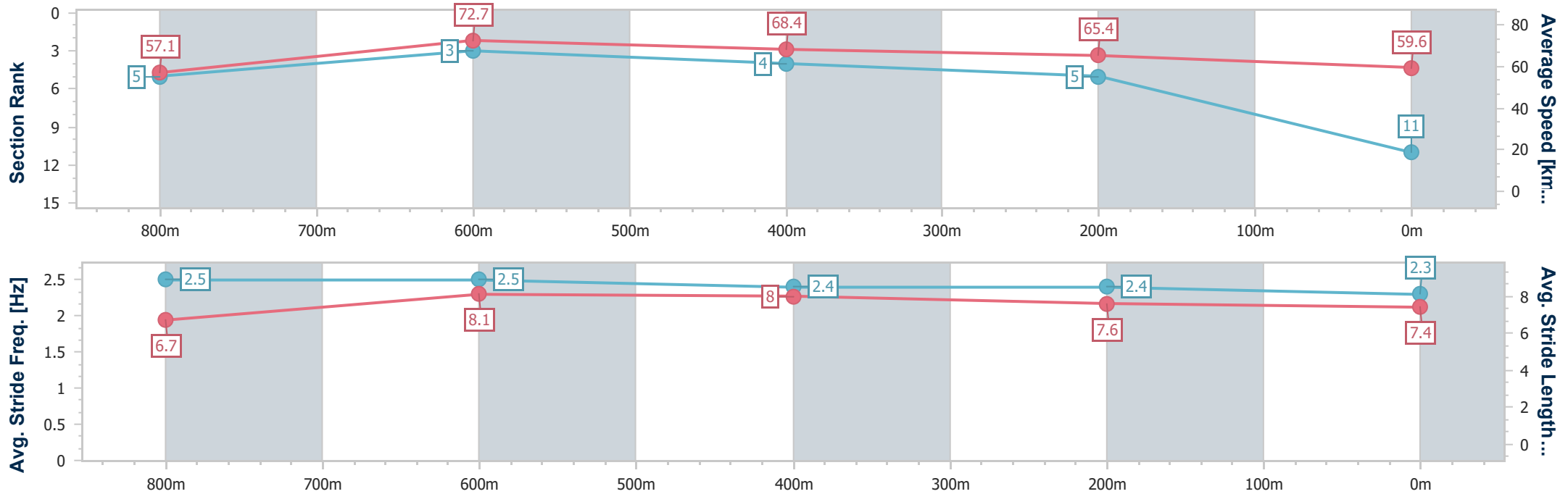
Townsville QLD Professional
Race 7: HIGGINS COATINGS BENCHMARK 70 Handicap - 1000m

17 May 2024 - 16:39

Track Rating: Good 4, Weather: Fine, Rail Position: +4.5m 1000-W/Post; +3m Remainder



Section	Overall	800m	600m	400m	200m
Section Times	0:56.67 [11] (0:12.61)	0:44.06 [5] (0:10.12)	0:33.94 [3] (0:10.74)	0:23.20 [4] (0:11.11)	0:12.09 [5] (0:12.09)
Average Speed [km/h]	57.1	72.7	68.4	65.4	59.6
Top Speed [km/h]	72.7	72.4	71.3	67.2	63.2
Avg. Dist. to Rail [m]	11.9	5.6	4.3	5.5	7.4
Avg. Stride Freq. [Hz]	2.5	2.5	2.4	2.4	2.3
Avg. Stride Length [m]	6.7	8.1	8.0	7.6	7.4



- [] Ranking at each section and finish
- .-.- No data available at this section
- NA No data available



Horse/Jockey Name	Ventura Ocean
Final Rank	12
Fastest Section Time (Section)	0:10.19 (800m)
Top Speed [km/h] (Section)	72.0 (800m)
Race State	Finished



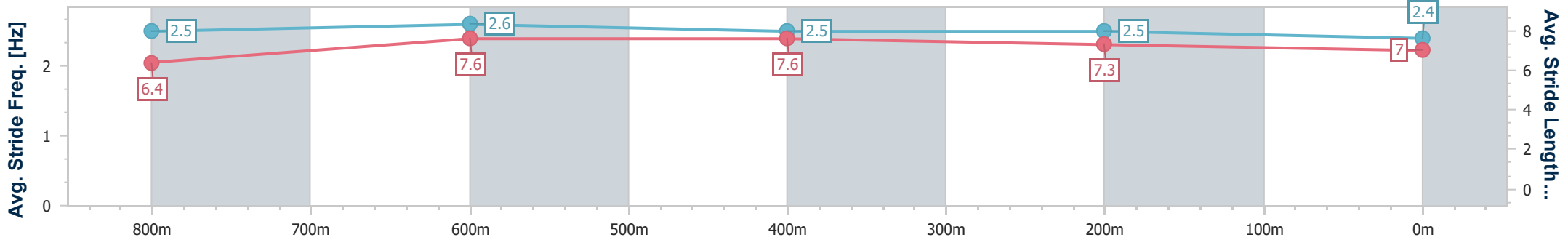
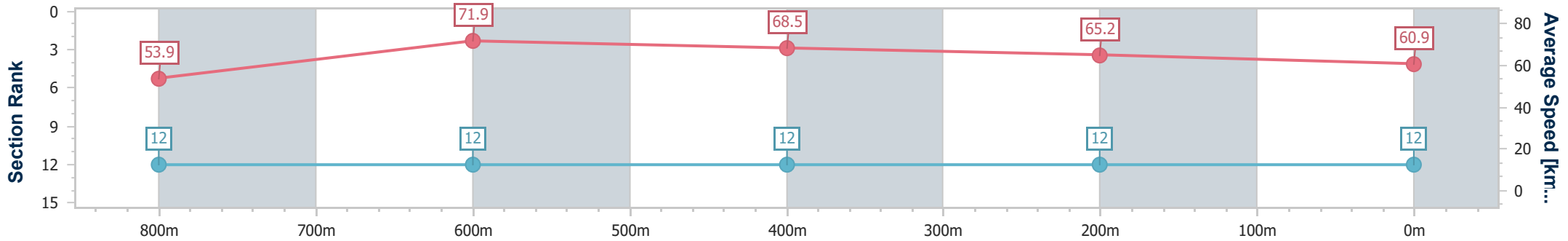
Townsville QLD Professional
Race 7: HIGGINS COATINGS BENCHMARK 70 Handicap - 1000m

17 May 2024 - 16:39

Track Rating: Good 4, Weather: Fine, Rail Position: +4.5m 1000-W/Post; +3m Remainder



Section	Overall	800m	600m	400m	200m
Section Times	0:57.23 [12] (0:13.36)	0:43.87 [12] (0:10.19)	0:33.68 [12] (0:10.68)	0:23.00 [12] (0:11.17)	0:11.83 [12] (0:11.83)
Average Speed [km/h]	53.9	71.9	68.5	65.2	60.9
Top Speed [km/h]	71.0	72.0	70.4	67.0	64.2
Avg. Dist. to Rail [m]	8.2	4.2	3.2	8.1	12.4
Avg. Stride Freq. [Hz]	2.5	2.6	2.5	2.5	2.4
Avg. Stride Length [m]	6.4	7.6	7.6	7.3	7.0



- [] Ranking at each section and finish
- .-.- No data available at this section
- NA No data available



Horse/Jockey Name	South Parade
Final Rank	13
Fastest Section Time (Section)	0:10.26 (800m)
Top Speed [km/h] (Section)	72.8 (800m)
Race State	Finished



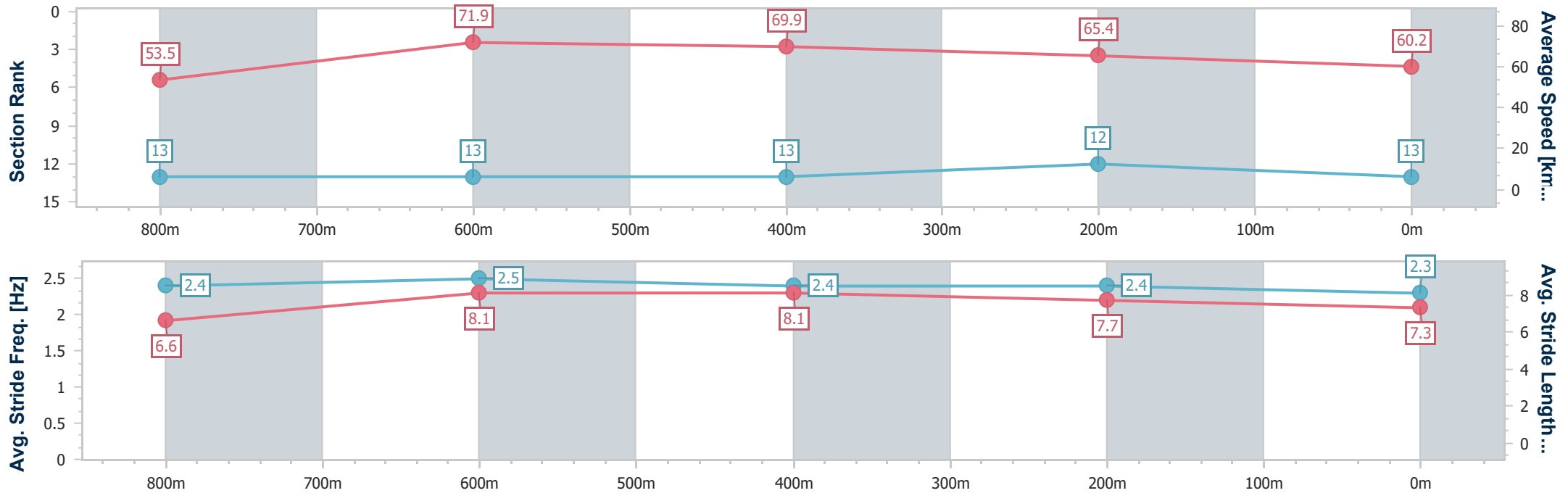
Townsville QLD Professional
Race 7: HIGGINS COATINGS BENCHMARK 70 Handicap - 1000m

17 May 2024 - 16:39

Track Rating: Good 4, Weather: Fine, Rail Position: +4.5m 1000-W/Post; +3m Remainder



Section	Overall	800m	600m	400m	200m
Section Times	0:57.39 [13] (0:13.43)	0:43.96 [13] (0:10.26)	0:33.70 [13] (0:10.55)	0:23.15 [13] (0:11.16)	0:11.99 [12] (0:11.99)
Average Speed [km/h]	53.5	71.9	69.9	65.4	60.2
Top Speed [km/h]	70.9	72.8	72.6	68.8	63.0
Avg. Dist. to Rail [m]	11.0	6.0	5.3	10.2	15.0
Avg. Stride Freq. [Hz]	2.4	2.5	2.4	2.4	2.3
Avg. Stride Length [m]	6.6	8.1	8.1	7.7	7.3



- [] Ranking at each section and finish
- .-.- No data available at this section
- NA No data available



Townsville QLD Professional
Race 8: WENTWORTH ELECTRICAL RATINGS BAND 0 - 55 Handicap - 1000m
17 May 2024 - 17:20



Track Rating: Good 4, Weather: Fine, Rail Position: +4.5m 1000-W/Post; +3m Remainder

Section											Last 600m		
Field Times		Overall	800m	600m	400m	200m						0:33.23	
		0:55.92 (0:12.69)	0:43.23 (0:10.00)	0:33.23 (0:10.47)	0:22.76 (0:10.96)	0:11.80 (0:11.80)							
Rank	TAB Horse/Jockey	Barrier	Top Speed [km/h]	Fastest Section								Margin	Distance Travelled [m]
1	14 VIBURNUM Tyler Leslight	1	72.1 600m	0:09.95 800m	0:55.92 [1] (0:12.77)	0:43.15 [2] (0:09.95)	0:33.20 [2] (0:10.52)	0:22.68 [2] (0:10.88)	0:11.80 [1] (0:11.80)	0:55.92	0:33.20		
2	10 WICKLOW LASS Wanderson D'Avila	13	72.0 Overall	0:10.00 800m	0:56.52 [2] (0:13.21)	0:43.31 [8] (0:10.00)	0:33.31 [6] (0:10.49)	0:22.82 [4] (0:11.00)	0:11.82 [4] (0:11.82)	3.5L	0:33.31	+3	
3	5 IMPERIUM Denicious Smith	14	72.1 800m	0:10.21 800m	0:56.54 [3] (0:13.21)	0:43.33 [9] (0:10.21)	0:33.12 [9] (0:10.54)	0:22.58 [9] (0:10.99)	0:11.59 [7] (0:11.59)	3.61L	0:33.12	+1	
4	6 CATALINA DREAMING Gabrielle Semmens	16	72.0 Overall	0:10.19 800m	0:56.54 [4] (0:12.90)	0:43.64 [4] (0:10.19)	0:33.45 [3] (0:10.50)	0:22.95 [3] (0:11.08)	0:11.87 [3] (0:11.87)	3.66L	0:33.45	+5	
5	9 PARA PARK CHANCE Cody Collis	11	72.0 800m	0:10.10 800m	0:56.62 [5] (0:13.11)	0:43.51 [7] (0:10.10)	0:33.41 [5] (0:10.56)	0:22.85 [6] (0:11.05)	0:11.80 [5] (0:11.80)	4.11L	0:33.41	+3	
6	3 DICKIN MEDAL Justin Stanley	8	71.0 800m	0:10.35 800m	0:56.67 [6] (0:13.30)	0:43.37 [11] (0:10.35)	0:33.02 [11] (0:10.52)	0:22.50 [10] (0:10.88)	0:11.62 [9] (0:11.62)	4.39L	0:33.02	+5	
7	4 ANOTHER JACK Chris Whiteley	5	71.7 800m	0:10.18 800m	0:56.75 [7] (0:13.08)	0:43.67 [5] (0:10.18)	0:33.49 [7] (0:10.67)	0:22.82 [8] (0:11.11)	0:11.71 [8] (0:11.71)	4.85L	0:33.49	+2	
8	1 BEEFEATERS Chelsea Jokic	6	72.0 Overall	0:10.00 800m	0:56.80 [8] (0:12.69)	0:44.11 [1] (0:10.00)	0:34.11 [1] (0:10.47)	0:23.64 [1] (0:11.32)	0:12.32 [2] (0:12.32)	5.14L	0:34.11	+3	
9	8 VEE EIGHT POWER Graham Kliese	18	72.4 800m	0:10.34 800m	0:57.03 [9] (0:13.57)	0:43.46 [13] (0:10.34)	0:33.12 [13] (0:10.60)	0:22.52 [12] (0:10.80)	0:11.72 [11] (0:11.72)	6.53L	0:33.12	+5	
10	16 CHALKLEY Rhiannon Payne	2	72.6 800m	0:10.30 800m	0:57.09 [10] (0:12.85)	0:44.24 [3] (0:10.30)	0:33.94 [4] (0:10.57)	0:23.37 [5] (0:11.21)	0:12.16 [6] (0:12.16)	6.86L	0:33.94	+0	

Scratched: Delancy (#17), Ruby Sparkles (#13), Extra Free (#7), Maranzano (#18), Smart Thinker (#15), Lady Damus (#19)

[] Ranking at each section and finish
 -:-:- No data available at this section
 NA No data available
 SCN Saddle cloth number
 DNF Did not finish
 DNT Did not track



Townsville QLD Professional

Race 8: WENTWORTH ELECTRICAL RATINGS BAND 0 - 55 Handicap - 1000m

17 May 2024 - 17:20



Track Rating: Good 4, Weather: Fine, Rail Position: +4.5m 1000-W/Post; +3m Remainder

Section		Overall	800m	600m	400m	200m	Last 600m					
Field Times		0:55.92 (0:12.69)	0:43.23 (0:10.00)	0:33.23 (0:10.47)	0:22.76 (0:10.96)	0:11.80 (0:11.80)	0:33.23					
Rank	TAB Horse/Jockey	Barrier	Top Speed [km/h]	Fastest Section	Margin					Distance Travelled [m]		
11	12 TANOSHI Jackson Murphy	3	72.0 800m	0:10.20 800m	0:57.33 [11] (0:13.09)	0:44.24 [6] (0:10.20)	0:34.04 [8] (0:10.62)	0:23.42 [7] (0:11.25)	0:12.17 [10] (0:12.17)	8.28L	0:34.04	+2
12	11 NELLYATION Nathan Thomas	4	71.5 800m	0:10.27 800m	0:57.34 [12] (0:13.27)	0:44.07 [10] (0:10.27)	0:33.80 [10] (0:10.68)	0:23.12 [11] (0:11.14)	0:11.98 [12] (0:11.98)	8.31L	0:33.80	+1
13	2 SOUTHERN FRONT Carl Spry	19	70.5 800m	0:10.43 800m	1:15.44 [13] (0:13.43)	1:02.01 [12] (0:10.43)	0:51.58 [12] (0:10.99)	0:40.59 [13] (0:13.77)	0:26.82 [13] (0:26.82)	114.84L	0:51.58	+7

Scratched: Delancy (#17), Ruby Sparkles (#13), Extra Free (#7), Maranzano (#18), Smart Thinker (#15), Lady Damus (#19)



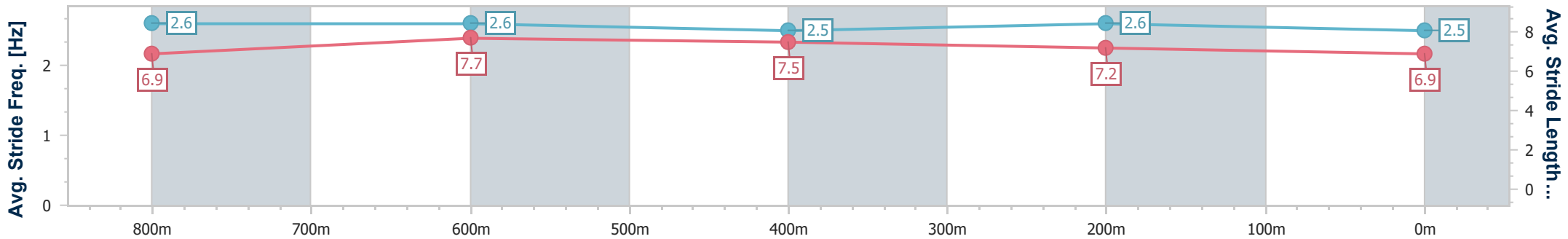
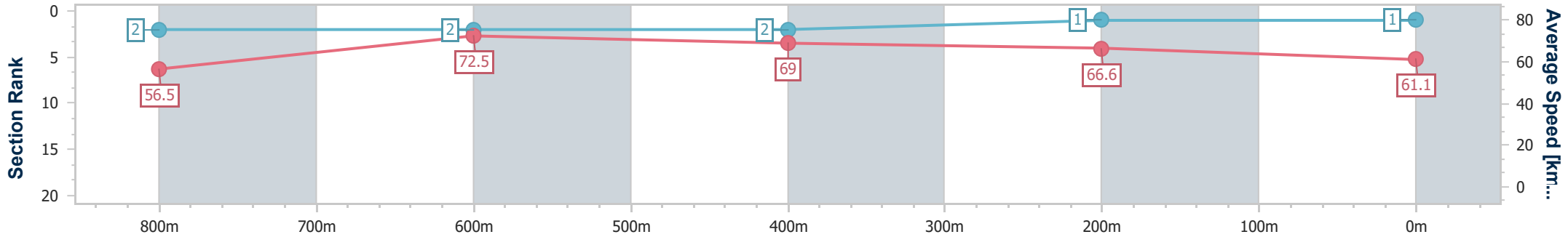
Horse/Jockey Name	Viburnum
Final Rank	1
Fastest Section Time (Section)	0:09.95 (800m)
Top Speed [km/h] (Section)	72.1 (600m)
Race State	Finished



Townsville QLD Professional
 Race 8: WENTWORTH ELECTRICAL RATINGS BAND 0 - 55
 Handicap - 1000m
 17 May 2024 - 17:20
 Track Rating: Good 4, Weather: Fine, Rail Position: +4.5m 1000-
 W/Post; +3m Remainder



Section	Overall	800m	600m	400m	200m
Section Times	0:55.92 [1] (0:12.77)	0:43.15 [2] (0:09.95)	0:33.20 [2] (0:10.52)	0:22.68 [2] (0:10.88)	0:11.80 [1] (0:11.80)
Average Speed [km/h]	56.5	72.5	69.0	66.6	61.1
Top Speed [km/h]	72.0	72.0	72.1	67.6	65.4
Avg. Dist. to Rail [m]	1.5	0.9	1.9	3.1	4.4
Avg. Stride Freq. [Hz]	2.6	2.6	2.5	2.6	2.5
Avg. Stride Length [m]	6.9	7.7	7.5	7.2	6.9



- [] Ranking at each section and finish
- .-.- No data available at this section
- NA No data available



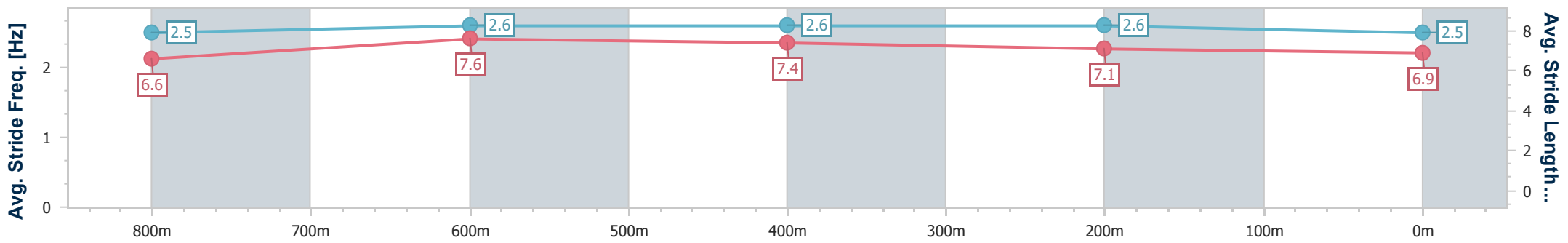
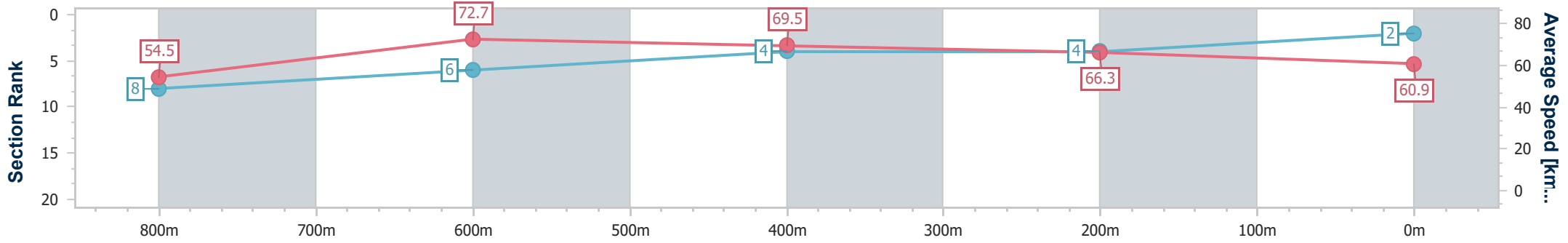
Horse/Jockey Name	Wicklow Lass
Final Rank	2
Fastest Section Time (Section)	0:10.00 (800m)
Top Speed [km/h] (Section)	72.0 (Overall)
Race State	Finished



Townsville QLD Professional
 Race 8: WENTWORTH ELECTRICAL RATINGS BAND 0 - 55
 Handicap - 1000m
 17 May 2024 - 17:20
 Track Rating: Good 4, Weather: Fine, Rail Position: +4.5m 1000-
 W/Post; +3m Remainder



Section	Overall	800m	600m	400m	200m
Section Times	0:56.52 [2] (0:13.21)	0:43.31 [8] (0:10.00)	0:33.31 [6] (0:10.49)	0:22.82 [4] (0:11.00)	0:11.82 [4] (0:11.82)
Average Speed [km/h]	54.5	72.7	69.5	66.3	60.9
Top Speed [km/h]	72.0	72.0	71.9	68.9	64.0
Avg. Dist. to Rail [m]	9.2	2.5	2.6	8.0	9.2
Avg. Stride Freq. [Hz]	2.5	2.6	2.6	2.6	2.5
Avg. Stride Length [m]	6.6	7.6	7.4	7.1	6.9



- [] Ranking at each section and finish
- .-.- No data available at this section
- NA No data available



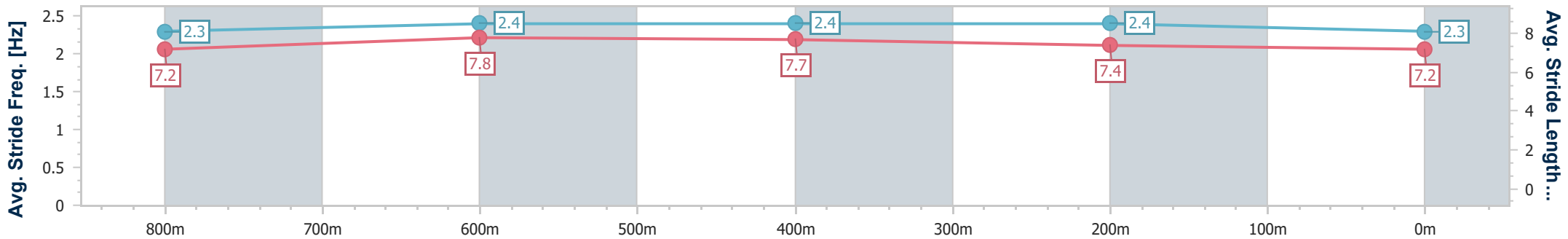
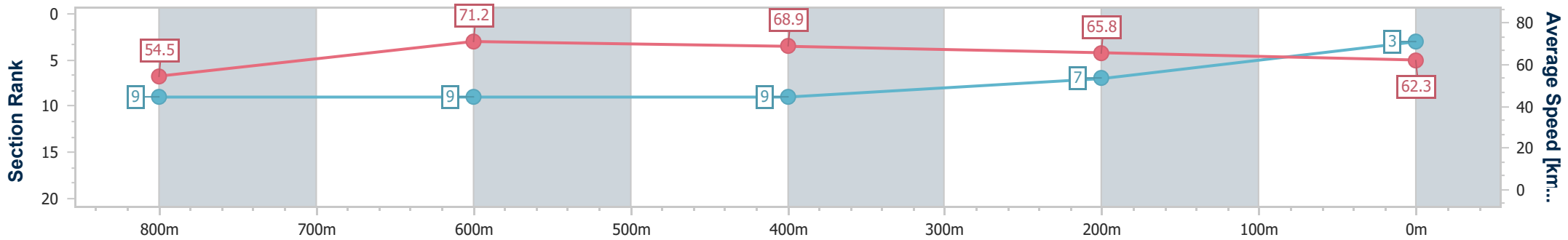
Horse/Jockey Name	Imperium
Final Rank	3
Fastest Section Time (Section)	0:10.21 (800m)
Top Speed [km/h] (Section)	72.1 (800m)
Race State	Finished



Townsville QLD Professional
 Race 8: WENTWORTH ELECTRICAL RATINGS BAND 0 - 55
 Handicap - 1000m
 17 May 2024 - 17:20
 Track Rating: Good 4, Weather: Fine, Rail Position: +4.5m 1000-
 W/Post; +3m Remainder



Section	Overall	800m	600m	400m	200m
Section Times	0:56.54 [3] (0:13.21)	0:43.33 [9] (0:10.21)	0:33.12 [9] (0:10.54)	0:22.58 [9] (0:10.99)	0:11.59 [7] (0:11.59)
Average Speed [km/h]	54.5	71.2	68.9	65.8	62.3
Top Speed [km/h]	70.6	72.1	70.2	67.0	65.0
Avg. Dist. to Rail [m]	7.8	2.7	1.3	4.3	8.6
Avg. Stride Freq. [Hz]	2.3	2.4	2.4	2.4	2.3
Avg. Stride Length [m]	7.2	7.8	7.7	7.4	7.2



- [] Ranking at each section and finish
- .-.- No data available at this section
- NA No data available



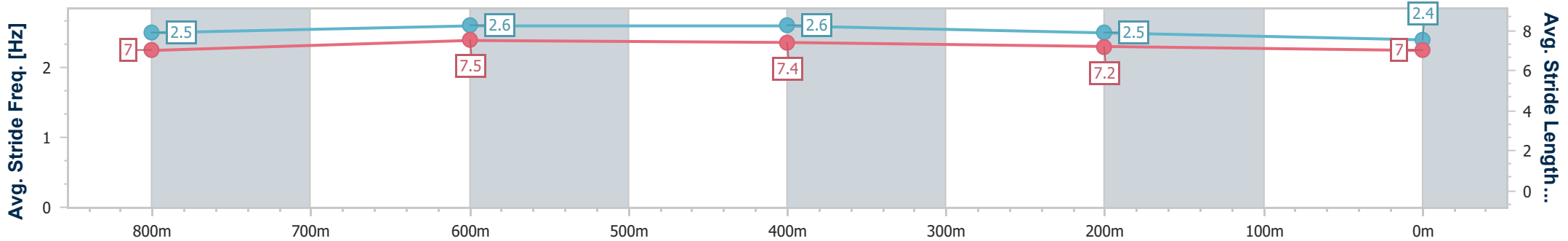
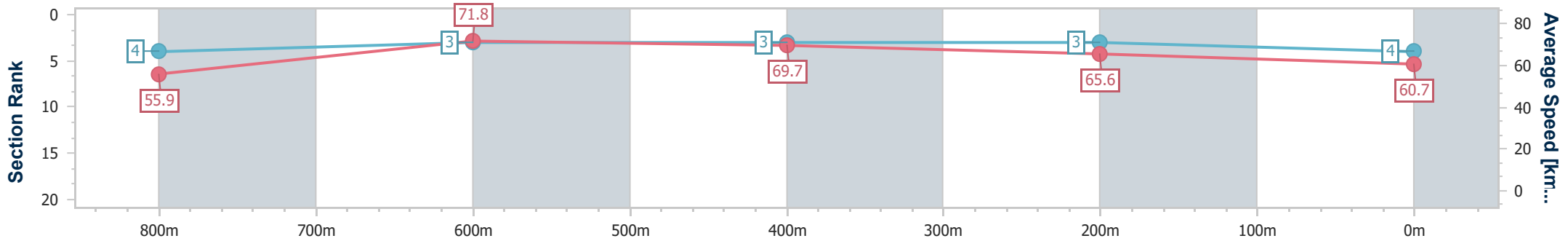
Horse/Jockey Name	Catalina Dreaming
Final Rank	4
Fastest Section Time (Section)	0:10.19 (800m)
Top Speed [km/h] (Section)	72.0 (Overall)
Race State	Finished



Townsville QLD Professional
 Race 8: WENTWORTH ELECTRICAL RATINGS BAND 0 - 55
 Handicap - 1000m
 17 May 2024 - 17:20
 Track Rating: Good 4, Weather: Fine, Rail Position: +4.5m 1000-
 W/Post; +3m Remainder



Section	Overall	800m	600m	400m	200m
Section Times	0:56.54 [4] (0:12.90)	0:43.64 [4] (0:10.19)	0:33.45 [3] (0:10.50)	0:22.95 [3] (0:11.08)	0:11.87 [3] (0:11.87)
Average Speed [km/h]	55.9	71.8	69.7	65.6	60.7
Top Speed [km/h]	72.0	72.0	71.5	67.5	63.1
Avg. Dist. to Rail [m]	9.9	4.5	3.3	6.4	9.7
Avg. Stride Freq. [Hz]	2.5	2.6	2.6	2.5	2.4
Avg. Stride Length [m]	7.0	7.5	7.4	7.2	7.0



- [] Ranking at each section and finish
- .-.- No data available at this section
- NA No data available



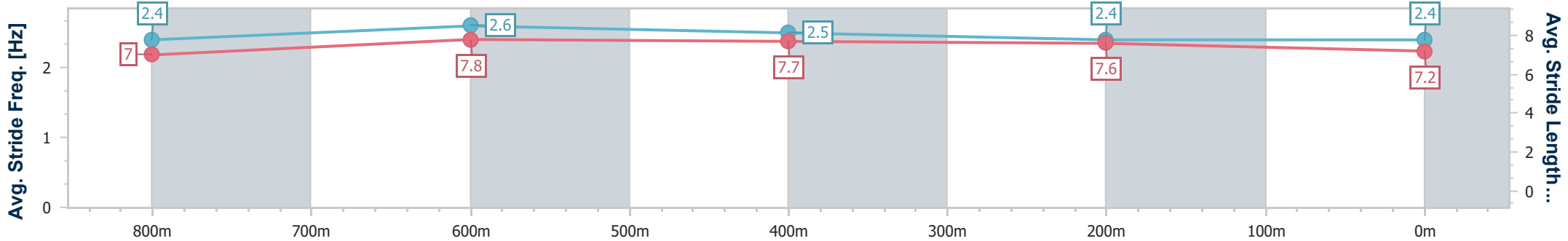
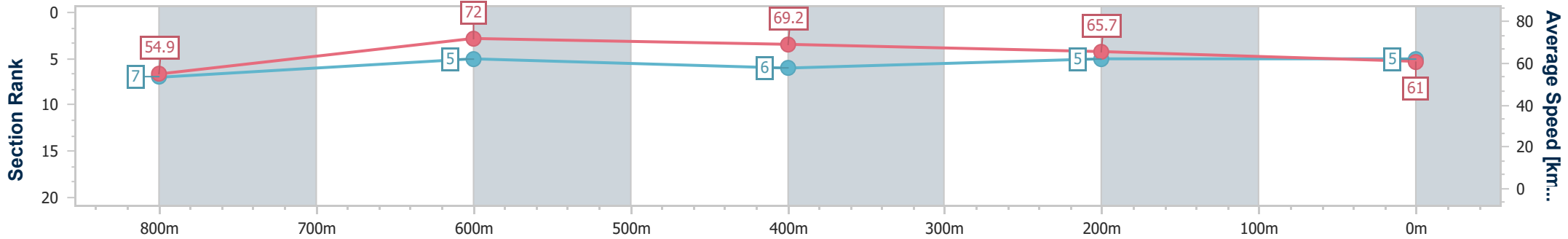
Horse/Jockey Name	Para Park Chance
Final Rank	5
Fastest Section Time (Section)	0:10.10 (800m)
Top Speed [km/h] (Section)	72.0 (800m)
Race State	Finished



Townsville QLD Professional
 Race 8: WENTWORTH ELECTRICAL RATINGS BAND 0 - 55
 Handicap - 1000m
 17 May 2024 - 17:20
 Track Rating: Good 4, Weather: Fine, Rail Position: +4.5m 1000-
 W/Post; +3m Remainder



Section	Overall	800m	600m	400m	200m
Section Times	0:56.62 [5] (0:13.11)	0:43.51 [7] (0:10.10)	0:33.41 [5] (0:10.56)	0:22.85 [6] (0:11.05)	0:11.80 [5] (0:11.80)
Average Speed [km/h]	54.9	72.0	69.2	65.7	61.0
Top Speed [km/h]	71.2	72.0	70.6	67.2	63.9
Avg. Dist. to Rail [m]	7.4	3.0	2.6	6.1	9.6
Avg. Stride Freq. [Hz]	2.4	2.6	2.5	2.4	2.4
Avg. Stride Length [m]	7.0	7.8	7.7	7.6	7.2



- [] Ranking at each section and finish
- .-.- No data available at this section
- NA No data available



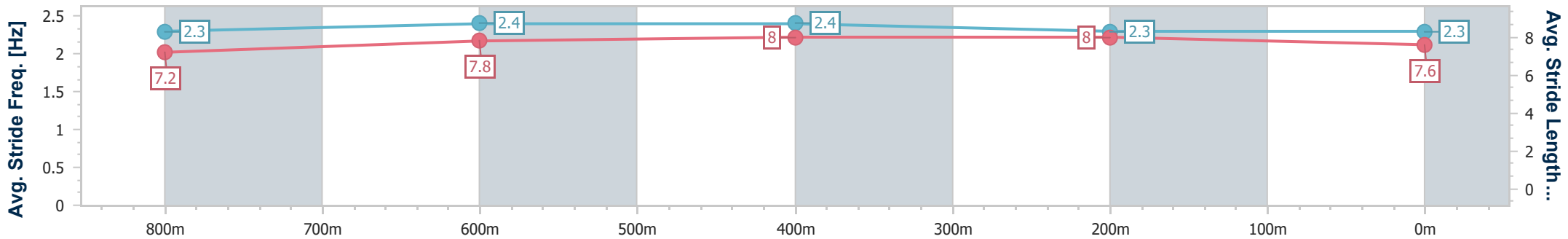
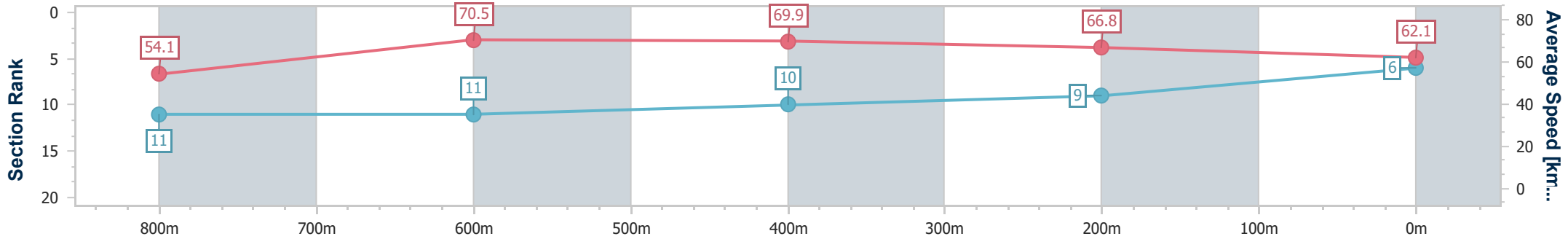
Horse/Jockey Name	Dickin Medal
Final Rank	6
Fastest Section Time (Section)	0:10.35 (800m)
Top Speed [km/h] (Section)	71.0 (800m)
Race State	Finished



Townsville QLD Professional
 Race 8: WENTWORTH ELECTRICAL RATINGS BAND 0 - 55
 Handicap - 1000m
 17 May 2024 - 17:20
 Track Rating: Good 4, Weather: Fine, Rail Position: +4.5m 1000-
 W/Post; +3m Remainder



Section	Overall	800m	600m	400m	200m
Section Times	0:56.67 [6] (0:13.30)	0:43.37 [11] (0:10.35)	0:33.02 [11] (0:10.52)	0:22.50 [10] (0:10.88)	0:11.62 [9] (0:11.62)
Average Speed [km/h]	54.1	70.5	69.9	66.8	62.1
Top Speed [km/h]	68.8	71.0	70.3	68.6	65.5
Avg. Dist. to Rail [m]	6.0	3.2	4.3	6.8	11.5
Avg. Stride Freq. [Hz]	2.3	2.4	2.4	2.3	2.3
Avg. Stride Length [m]	7.2	7.8	8.0	8.0	7.6



- [] Ranking at each section and finish
- .-.- No data available at this section
- NA No data available



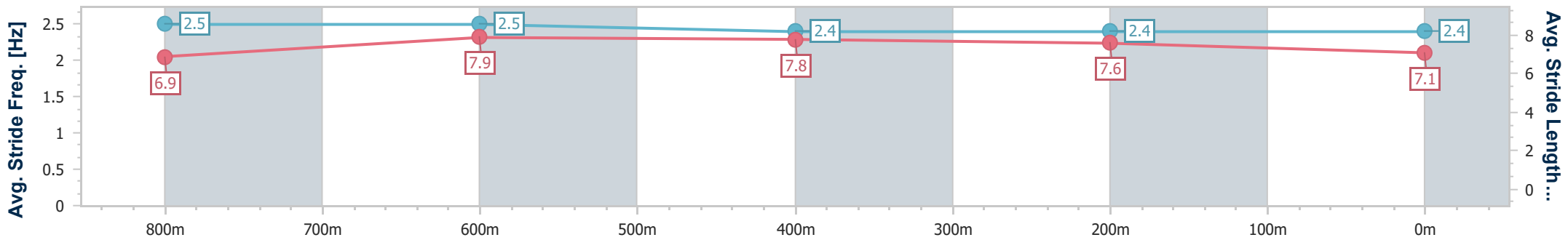
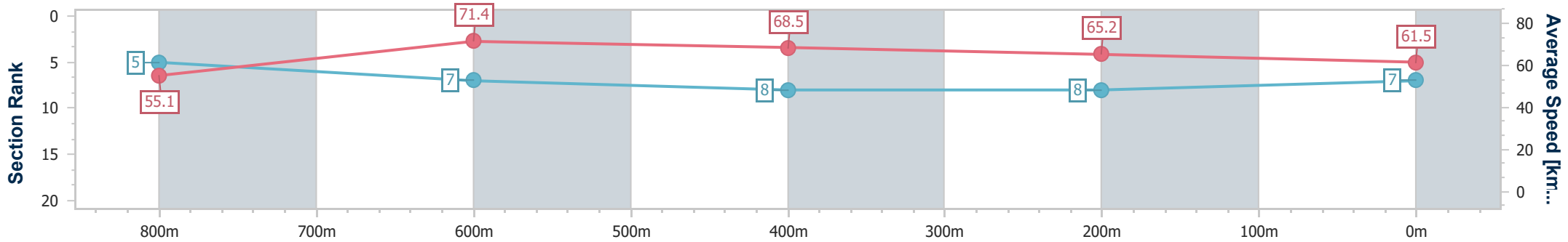
Horse/Jockey Name	Another Jack
Final Rank	7
Fastest Section Time (Section)	0:10.18 (800m)
Top Speed [km/h] (Section)	71.7 (800m)
Race State	Finished



Townsville QLD Professional
 Race 8: WENTWORTH ELECTRICAL RATINGS BAND 0 - 55
 Handicap - 1000m
 17 May 2024 - 17:20
 Track Rating: Good 4, Weather: Fine, Rail Position: +4.5m 1000-
 W/Post; +3m Remainder



Section	Overall	800m	600m	400m	200m
Section Times	0:56.75 [7] (0:13.08)	0:43.67 [5] (0:10.18)	0:33.49 [7] (0:10.67)	0:22.82 [8] (0:11.11)	0:11.71 [8] (0:11.71)
Average Speed [km/h]	55.1	71.4	68.5	65.2	61.5
Top Speed [km/h]	71.2	71.7	71.7	66.0	64.3
Avg. Dist. to Rail [m]	4.8	2.5	3.0	4.9	5.8
Avg. Stride Freq. [Hz]	2.5	2.5	2.4	2.4	2.4
Avg. Stride Length [m]	6.9	7.9	7.8	7.6	7.1



- [] Ranking at each section and finish
- .-.- No data available at this section
- NA No data available



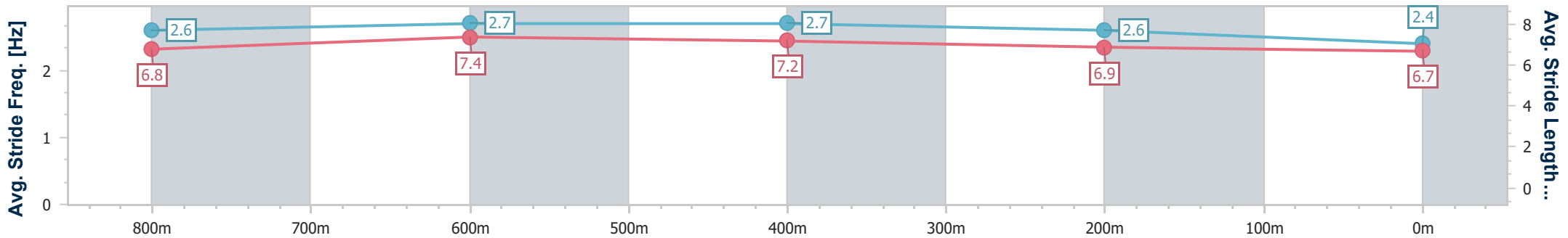
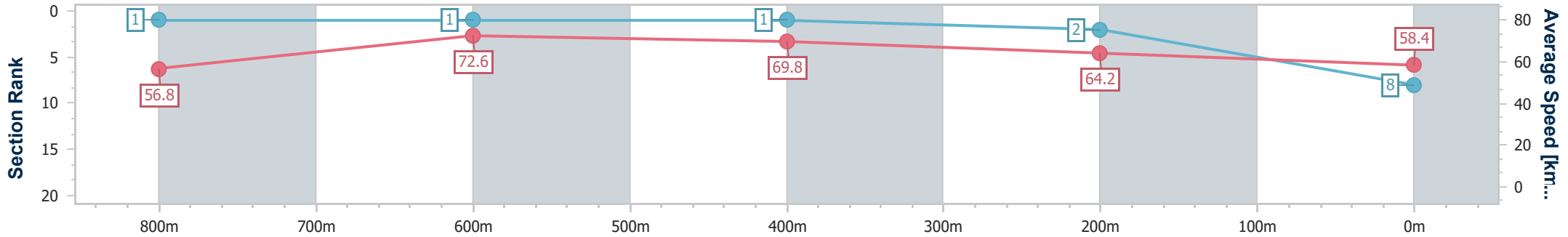
Horse/Jockey Name	Beefeaters
Final Rank	8
Fastest Section Time (Section)	0:10.00 (800m)
Top Speed [km/h] (Section)	72.0 (Overall)
Race State	Finished



Townsville QLD Professional
 Race 8: WENTWORTH ELECTRICAL RATINGS BAND 0 - 55
 Handicap - 1000m
 17 May 2024 - 17:20
 Track Rating: Good 4, Weather: Fine, Rail Position: +4.5m 1000-
 W/Post; +3m Remainder



Section	Overall	800m	600m	400m	200m
Section Times	0:56.80 [8] (0:12.69)	0:44.11 [1] (0:10.00)	0:34.11 [1] (0:10.47)	0:23.64 [1] (0:11.32)	0:12.32 [2] (0:12.32)
Average Speed [km/h]	56.8	72.6	69.8	64.2	58.4
Top Speed [km/h]	72.0	72.0	71.4	66.9	61.1
Avg. Dist. to Rail [m]	6.1	2.2	3.0	5.2	6.8
Avg. Stride Freq. [Hz]	2.6	2.7	2.7	2.6	2.4
Avg. Stride Length [m]	6.8	7.4	7.2	6.9	6.7



- [] Ranking at each section and finish
- .-.- No data available at this section
- NA No data available



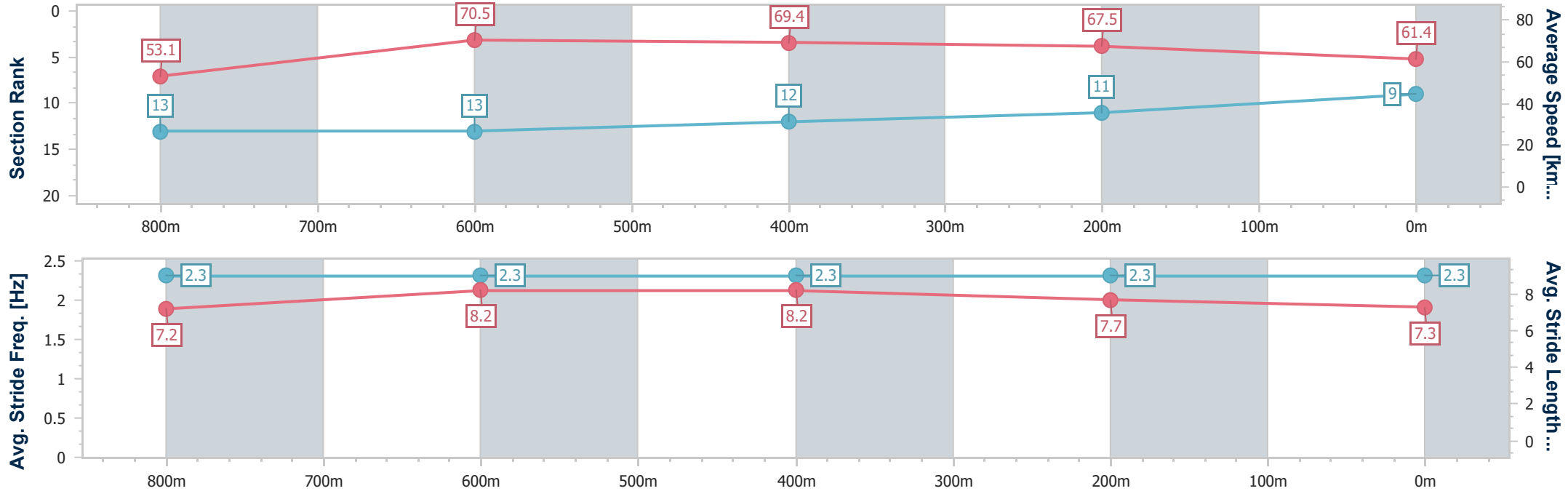
Horse/Jockey Name	Vee Eight Power
Final Rank	9
Fastest Section Time (Section)	0:10.34 (800m)
Top Speed [km/h] (Section)	72.4 (800m)
Race State	Finished



Townsville QLD Professional
 Race 8: WENTWORTH ELECTRICAL RATINGS BAND 0 - 55
 Handicap - 1000m
 17 May 2024 - 17:20
 Track Rating: Good 4, Weather: Fine, Rail Position: +4.5m 1000-
 W/Post; +3m Remainder



Section	Overall	800m	600m	400m	200m
Section Times	0:57.03 [9] (0:13.57)	0:43.46 [13] (0:10.34)	0:33.12 [13] (0:10.60)	0:22.52 [12] (0:10.80)	0:11.72 [11] (0:11.72)
Average Speed [km/h]	53.1	70.5	69.4	67.5	61.4
Top Speed [km/h]	68.4	72.4	70.3	68.4	65.3
Avg. Dist. to Rail [m]	9.7	3.2	4.4	7.1	8.3
Avg. Stride Freq. [Hz]	2.3	2.3	2.3	2.3	2.3
Avg. Stride Length [m]	7.2	8.2	8.2	7.7	7.3



- [] Ranking at each section and finish
- .-.- No data available at this section
- NA No data available



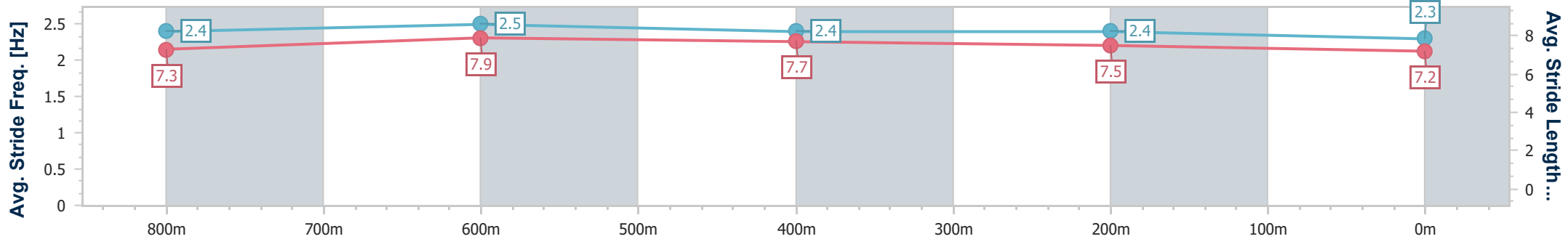
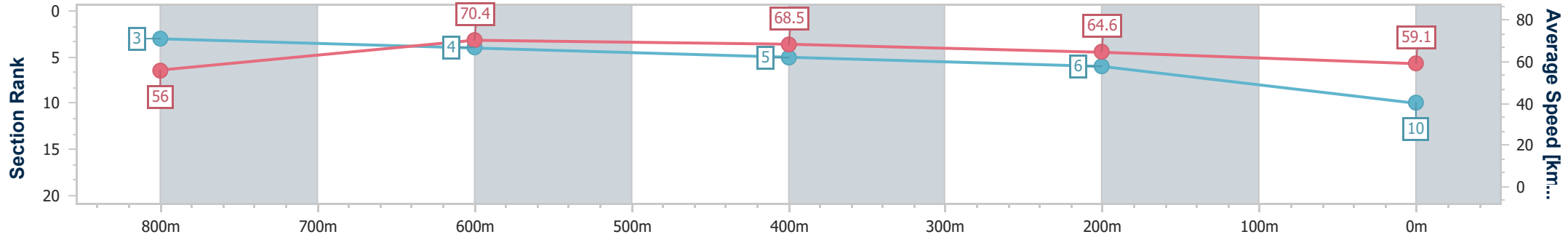
Horse/Jockey Name	Chalkley
Final Rank	10
Fastest Section Time (Section)	0:10.30 (800m)
Top Speed [km/h] (Section)	72.6 (800m)
Race State	Finished



Townsville QLD Professional
 Race 8: WENTWORTH ELECTRICAL RATINGS BAND 0 - 55
 Handicap - 1000m
 17 May 2024 - 17:20
 Track Rating: Good 4, Weather: Fine, Rail Position: +4.5m 1000-
 W/Post; +3m Remainder



Section	Overall	800m	600m	400m	200m
Section Times	0:57.09 [10] (0:12.85)	0:44.24 [3] (0:10.30)	0:33.94 [4] (0:10.57)	0:23.37 [5] (0:11.21)	0:12.16 [6] (0:12.16)
Average Speed [km/h]	56.0	70.4	68.5	64.6	59.1
Top Speed [km/h]	71.8	72.6	70.1	66.8	63.6
Avg. Dist. to Rail [m]	2.7	1.8	1.4	3.0	3.9
Avg. Stride Freq. [Hz]	2.4	2.5	2.4	2.4	2.3
Avg. Stride Length [m]	7.3	7.9	7.7	7.5	7.2



- [] Ranking at each section and finish
- .-.- No data available at this section
- NA No data available



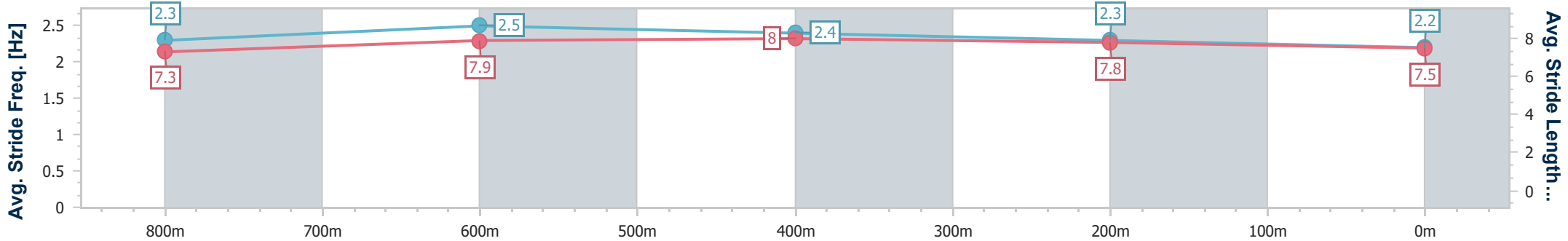
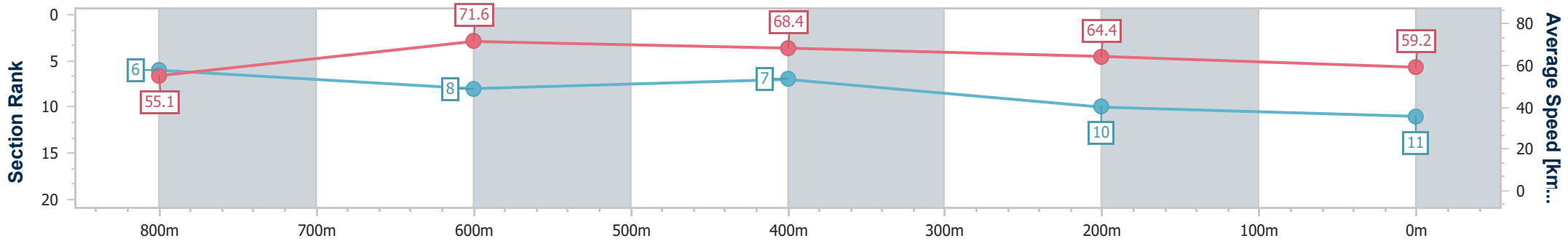
Horse/Jockey Name	Tanoshi
Final Rank	11
Fastest Section Time (Section)	0:10.20 (800m)
Top Speed [km/h] (Section)	72.0 (800m)
Race State	Finished



Townsville QLD Professional
 Race 8: WENTWORTH ELECTRICAL RATINGS BAND 0 - 55
 Handicap - 1000m
 17 May 2024 - 17:20
 Track Rating: Good 4, Weather: Fine, Rail Position: +4.5m 1000-
 W/Post; +3m Remainder



Section	Overall	800m	600m	400m	200m
Section Times	0:57.33 [11] (0:13.09)	0:44.24 [6] (0:10.20)	0:34.04 [8] (0:10.62)	0:23.42 [7] (0:11.25)	0:12.17 [10] (0:12.17)
Average Speed [km/h]	55.1	71.6	68.4	64.4	59.2
Top Speed [km/h]	71.4	72.0	70.9	65.6	62.9
Avg. Dist. to Rail [m]	3.1	3.1	2.4	2.7	5.4
Avg. Stride Freq. [Hz]	2.3	2.5	2.4	2.3	2.2
Avg. Stride Length [m]	7.3	7.9	8.0	7.8	7.5



- [] Ranking at each section and finish
- .-.- No data available at this section
- NA No data available



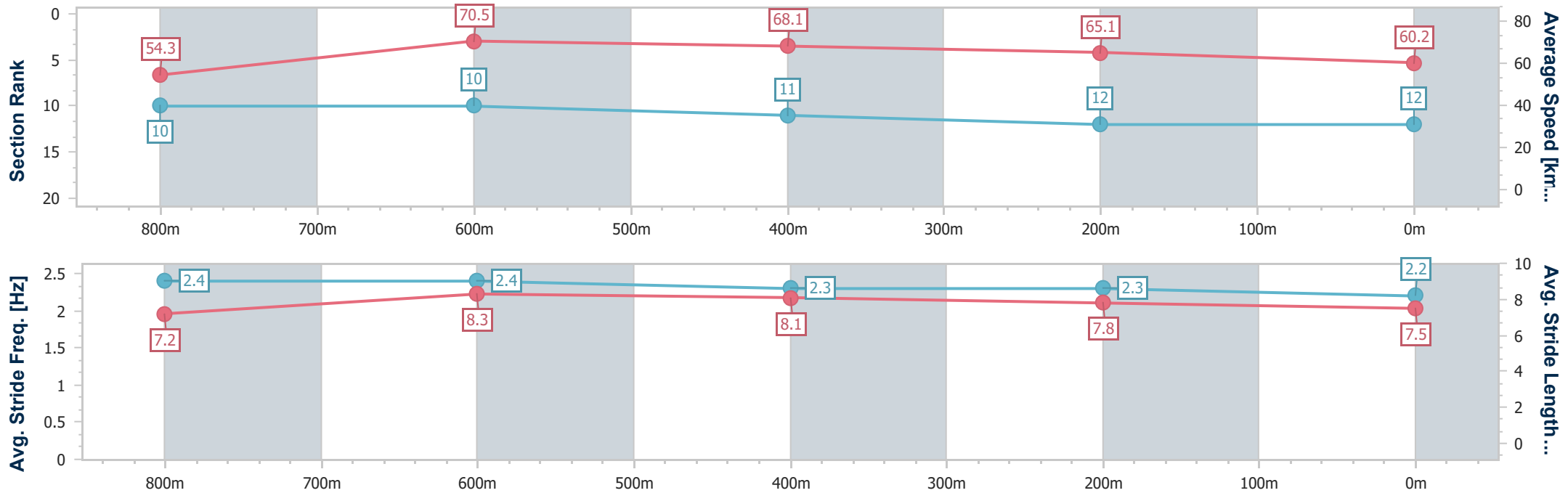
Horse/Jockey Name	Nellyation
Final Rank	12
Fastest Section Time (Section)	0:10.27 (800m)
Top Speed [km/h] (Section)	71.5 (800m)
Race State	Finished



Townsville QLD Professional
 Race 8: WENTWORTH ELECTRICAL RATINGS BAND 0 - 55
 Handicap - 1000m
 17 May 2024 - 17:20
 Track Rating: Good 4, Weather: Fine, Rail Position: +4.5m 1000-
 W/Post; +3m Remainder



Section	Overall	800m	600m	400m	200m
Section Times	0:57.34 [12] (0:13.27)	0:44.07 [10] (0:10.27)	0:33.80 [10] (0:10.68)	0:23.12 [11] (0:11.14)	0:11.98 [12] (0:11.98)
Average Speed [km/h]	54.3	70.5	68.1	65.1	60.2
Top Speed [km/h]	70.7	71.5	69.4	66.8	62.9
Avg. Dist. to Rail [m]	4.2	2.1	2.1	4.4	6.2
Avg. Stride Freq. [Hz]	2.4	2.4	2.3	2.3	2.2
Avg. Stride Length [m]	7.2	8.3	8.1	7.8	7.5



- [] Ranking at each section and finish
- .-.- No data available at this section
- NA No data available



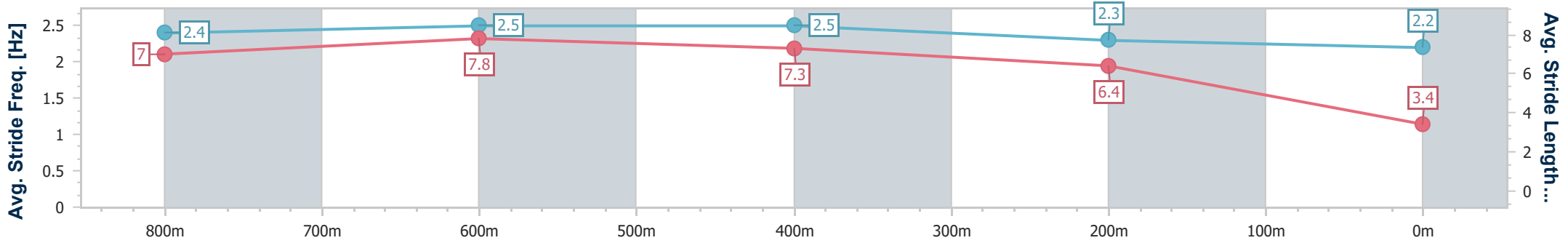
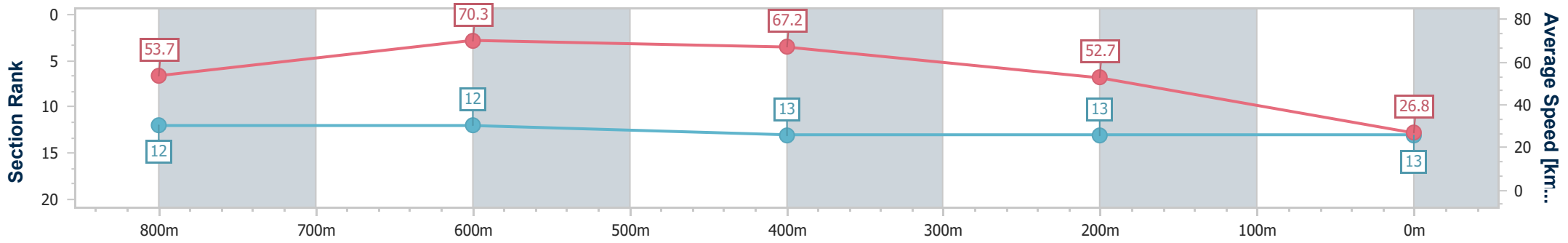
Horse/Jockey Name	Southern Front
Final Rank	13
Fastest Section Time (Section)	0:10.43 (800m)
Top Speed [km/h] (Section)	70.5 (800m)
Race State	Finished



Townsville QLD Professional
 Race 8: WENTWORTH ELECTRICAL RATINGS BAND 0 - 55
 Handicap - 1000m
 17 May 2024 - 17:20
 Track Rating: Good 4, Weather: Fine, Rail Position: +4.5m 1000-
 W/Post; +3m Remainder



Section	Overall	800m	600m	400m	200m
Section Times	1:15.44 [13] (0:13.43)	1:02.01 [12] (0:10.43)	0:51.58 [12] (0:10.99)	0:40.59 [13] (0:13.77)	0:26.82 [13] (0:26.82)
Average Speed [km/h]	53.7	70.3	67.2	52.7	26.8
Top Speed [km/h]	68.3	70.5	69.4	63.3	42.3
Avg. Dist. to Rail [m]	10.6	4.8	5.2	4.5	4.5
Avg. Stride Freq. [Hz]	2.4	2.5	2.5	2.3	2.2
Avg. Stride Length [m]	7.0	7.8	7.3	6.4	3.4



- [] Ranking at each section and finish
- .-.- No data available at this section
- NA No data available