

Track Rating: Good 4, Weather: Overcast, Rail Position: +4m Entire

Section													Last 600m					
Field Times		Overall	1000m	800m	600m	400m	200m						0:34.93					
		1:10.17 (0:13.57)	0:56.60 (0:10.58)	0:46.02 (0:11.09)	0:34.93 (0:11.53)	0:23.40 (0:11.49)	0:11.91 (0:11.91)											
Rank	TAB	Horse/Jockey	Barrier	Top Speed [km/h]	Fastest Section												Margin	Distance Travelled [m]
1	6	<b>DAYTONA</b> Ryan Maloney	14	66.6 1000m	0:11.07 1000m	1:10.17 [1] (0:14.28)	0:55.89 [10] (0:11.07)	0:44.82 [10] (0:11.07)	0:33.75 [10] (0:11.33)	0:22.42 [10] (0:11.18)	0:11.24 [9] (0:11.24)	1:10.17	0:33.75					
2	15	<b>THANKFUL HEART</b> Damien Thornton	17	70.1 1000m	0:10.53 1000m	1:10.19 [2] (0:13.62)	0:56.57 [3] (0:10.53)	0:46.04 [1] (0:11.09)	0:34.95 [1] (0:11.53)	0:23.42 [1] (0:11.49)	0:11.93 [1] (0:11.93)	0.02L	0:34.95	-3				
3	2	<b>SHA OF GOMER</b> Mark Du Plessis	1	67.4 1000m	0:10.89 1000m	1:10.25 [3] (0:13.81)	0:56.44 [5] (0:10.89)	0:45.55 [5] (0:11.13)	0:34.42 [4] (0:11.35)	0:23.07 [3] (0:11.27)	0:11.80 [2] (0:11.80)	0.06L	0:34.42	-6				
4	11	<b>MOUNT FUJI</b> Jake Bayliss	2	68.5 1000m	0:10.90 1000m	1:10.27 [4] (0:14.00)	0:56.27 [7] (0:10.90)	0:45.37 [7] (0:11.13)	0:34.24 [7] (0:11.41)	0:22.83 [7] (0:11.26)	0:11.57 [4] (0:11.57)	0.02L	0:34.24	-4				
5	13	<b>START STRUTTING</b> Madeleine Wishart	4	66.1 Overall	0:11.03 800m	1:10.35 [5] (0:14.35)	0:56.00 [11] (0:11.11)	0:44.89 [11] (0:11.03)	0:33.86 [11] (0:11.41)	0:22.45 [11] (0:11.10)	0:11.35 [10] (0:11.35)	0.08L	0:33.86	-3				
6	4	<b>AIR MARSHAL</b> Jag Guthmann-Chester	9	66.9 1000m	0:10.94 1000m	1:10.42 [6] (0:14.25)	0:56.17 [9] (0:10.94)	0:45.23 [9] (0:11.05)	0:34.18 [9] (0:11.41)	0:22.77 [9] (0:11.18)	0:11.59 [6] (0:11.59)	0.07L	0:34.18	-6				
7	5	<b>MINKS STAR</b> Marnu Potgieter	12	68.4 1000m	0:10.80 1000m	1:10.60 [7] (0:13.60)	0:57.00 [2] (0:10.80)	0:46.20 [2] (0:11.10)	0:35.10 [2] (0:11.52)	0:23.58 [2] (0:11.46)	0:12.12 [3] (0:12.12)	0.18L	0:35.10	-2				
8	9	<b>JOVITA</b> Samantha Collett	10	67.4 1000m	0:10.94 1000m	1:10.71 [8] (0:13.82)	0:56.89 [6] (0:10.94)	0:45.95 [6] (0:11.21)	0:34.74 [6] (0:11.35)	0:23.39 [5] (0:11.53)	0:11.86 [7] (0:11.86)	0.11L	0:34.74	+2				
9	7	<b>ALL STASHED UP</b> Robbie Dolan	3	66.0 1000m	0:11.01 1000m	1:10.80 [9] (0:14.03)	0:56.77 [8] (0:11.01)	0:45.76 [8] (0:11.11)	0:34.65 [8] (0:11.48)	0:23.17 [8] (0:11.43)	0:11.74 [11] (0:11.74)	0.09L	0:34.65	-1				
10	14	<b>DROP THE MIC</b> Georgina Cartwright	16	67.2 Overall	0:11.03 1000m	1:10.93 [10] (0:14.51)	0:56.42 [12] (0:11.03)	0:45.39 [12] (0:11.10)	0:34.29 [12] (0:11.47)	0:22.82 [12] (0:11.33)	0:11.49 [12] (0:11.49)	0.13L	0:34.29	-1				

Scratched: Zeeluck (#19), Chilliwack (#16), Easy Single (#1), Deferential (#17), Maid To Fit (#3), Spirit Queen (#12), Almighty Rising (#18)



Ipswich QLD Professional  
 Race 8: SCHWEPPE Class 5 Handicap - 1200m  
 15 May 2024 - 16:38



Track Rating: Good 4, Weather: Overcast, Rail Position: +4m Entire

Section	Overall	1000m	800m	600m	400m	200m	Last 600m
Field Times	1:10.17 (0:13.57)	0:56.60 (0:10.58)	0:46.02 (0:11.09)	0:34.93 (0:11.53)	0:23.40 (0:11.49)	0:11.91 (0:11.91)	0:34.93

Rank	TAB	Horse/Jockey	Barrier	Top Speed [km/h]	Fastest Section	Overall	1000m	800m	600m	400m	200m	Margin	Distance Travelled [m]
11	10	I AM GOOD AT THIS Andrew Mallyon	5	67.3	0:10.90	1:11.19 [11] (0:13.79)	0:57.40 [4] (0:10.90)	0:46.50 [4] (0:11.17)	0:35.33 [5] (0:11.48)	0:23.85 [6] (0:11.48)	0:12.37 [5] (0:12.37)	0.26L	0:35.33 -1
12	8	AMORE VELOCE Martin Harley	15	68.3	0:10.89	1:11.29 [12] (0:13.57)	0:57.72 [1] (0:10.89)	0:46.83 [3] (0:11.18)	0:35.65 [3] (0:11.56)	0:24.09 [4] (0:11.66)	0:12.43 [8] (0:12.43)	0.1L	0:35.65 +1

Scratched: Zeeluck (#19), Chilliwack (#16), Easy Single (#1), Deferential (#17), Maid To Fit (#3), Spirit Queen (#12), Almighty Rising (#18)



Horse/Jockey Name	Daytona
Final Rank	1
Fastest Section Time (Section)	0:11.07 (1000m)
Top Speed [km/h] (Section)	66.6 (1000m)
Race State	Finished



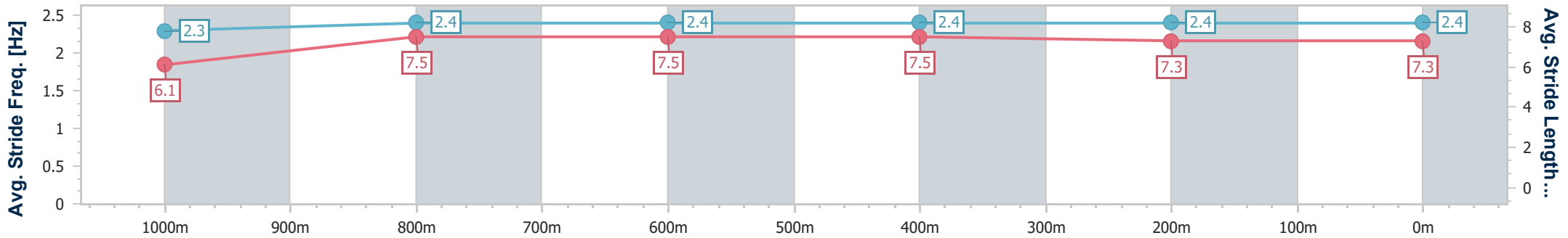
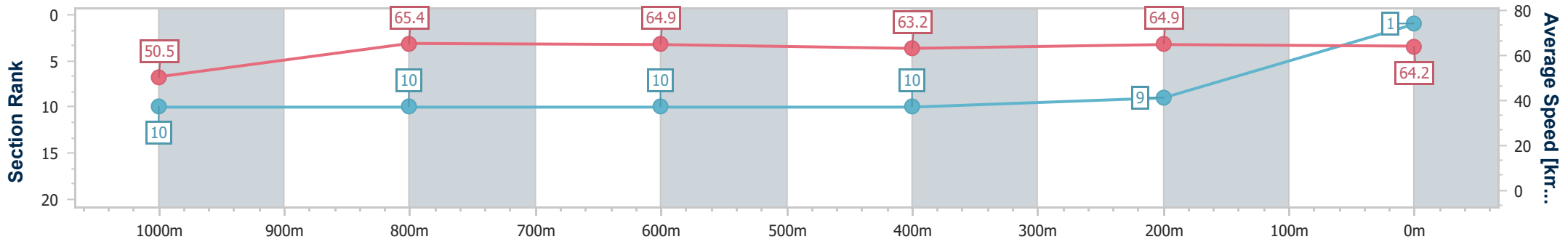
Ipswich QLD Professional  
Race 8: SCHWEPPE'S Class 5 Handicap - 1200m



15 May 2024 - 16:38

Track Rating: Good 4, Weather: Overcast, Rail Position: +4m Entire

Section	Overall	1000m	800m	600m	400m	200m
Section Times	1:10.17 [1] (0:14.28)	0:55.89 [10] (0:11.07)	0:44.82 [10] (0:11.07)	0:33.75 [10] (0:11.33)	0:22.42 [10] (0:11.18)	0:11.24 [9] (0:11.24)
Average Speed [km/h]	50.5	65.4	64.9	63.2	64.9	64.2
Top Speed [km/h]	66.0	66.6	66.1	64.3	65.9	65.9
Avg. Dist. to Rail [m]	8.2	0.9	0.4	0.6	2.9	6.2
Avg. Stride Freq. [Hz]	2.3	2.4	2.4	2.4	2.4	2.4
Avg. Stride Length [m]	6.1	7.5	7.5	7.5	7.3	7.3



- [ ] Ranking at each section and finish
- .-.- No data available at this section
- NA No data available



Horse/Jockey Name	Thankful Heart
Final Rank	2
Fastest Section Time (Section)	0:10.53 (1000m)
Top Speed [km/h] (Section)	70.1 (1000m)
Race State	Finished



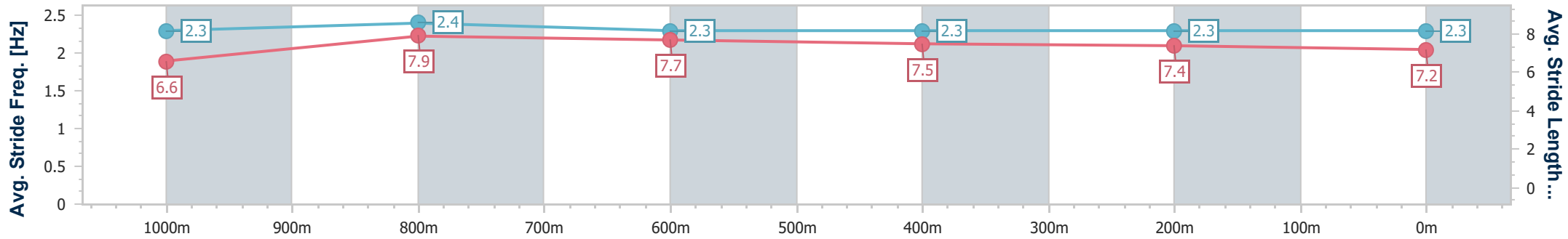
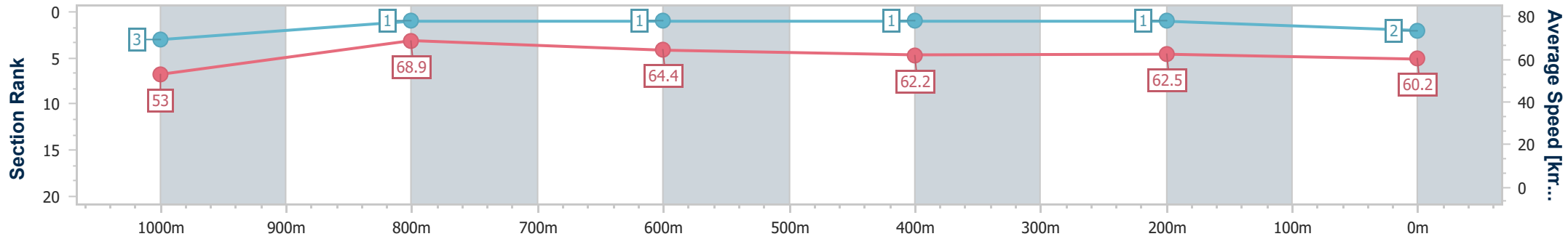
Ipswich QLD Professional  
Race 8: SCHWEPPE'S Class 5 Handicap - 1200m



15 May 2024 - 16:38

Track Rating: Good 4, Weather: Overcast, Rail Position: +4m Entire

Section	Overall	1000m	800m	600m	400m	200m
Section Times	1:10.19 [2] (0:13.62)	0:56.57 [3] (0:10.53)	0:46.04 [1] (0:11.09)	0:34.95 [1] (0:11.53)	0:23.42 [1] (0:11.49)	0:11.93 [1] (0:11.93)
Average Speed [km/h]	53.0	68.9	64.4	62.2	62.5	60.2
Top Speed [km/h]	69.1	70.1	66.2	63.4	64.0	62.7
Avg. Dist. to Rail [m]	13.0	3.1	0.8	1.4	0.8	0.1
Avg. Stride Freq. [Hz]	2.3	2.4	2.3	2.3	2.3	2.3
Avg. Stride Length [m]	6.6	7.9	7.7	7.5	7.4	7.2



- [ ] Ranking at each section and finish
- .-.- No data available at this section
- NA No data available



Horse/Jockey Name	Sha Of Gomer
Final Rank	3
Fastest Section Time (Section)	0:10.89 (1000m)
Top Speed [km/h] (Section)	67.4 (1000m)
Race State	Finished



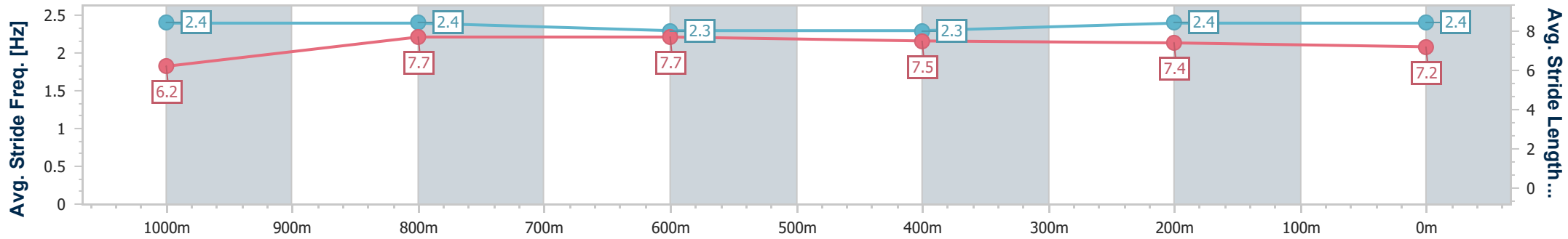
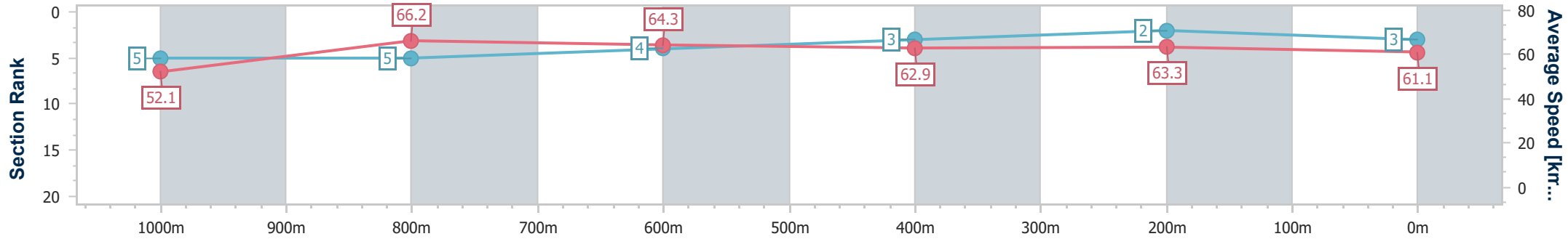
Ipswich QLD Professional  
Race 8: SCHWEPPE'S Class 5 Handicap - 1200m



15 May 2024 - 16:38

Track Rating: Good 4, Weather: Overcast, Rail Position: +4m Entire

Section	Overall	1000m	800m	600m	400m	200m
Section Times	1:10.25 [3] (0:13.81)	0:56.44 [5] (0:10.89)	0:45.55 [5] (0:11.13)	0:34.42 [4] (0:11.35)	0:23.07 [3] (0:11.27)	0:11.80 [2] (0:11.80)
Average Speed [km/h]	52.1	66.2	64.3	62.9	63.3	61.1
Top Speed [km/h]	66.4	67.4	66.9	63.7	64.0	63.3
Avg. Dist. to Rail [m]	2.6	0.2	1.2	2.0	1.0	0.6
Avg. Stride Freq. [Hz]	2.4	2.4	2.3	2.3	2.4	2.4
Avg. Stride Length [m]	6.2	7.7	7.7	7.5	7.4	7.2



- [ ] Ranking at each section and finish
- .-.- No data available at this section
- NA No data available



Horse/Jockey Name	Mount Fuji
Final Rank	4
Fastest Section Time (Section)	0:10.90 (1000m)
Top Speed [km/h] (Section)	68.5 (1000m)
Race State	Finished



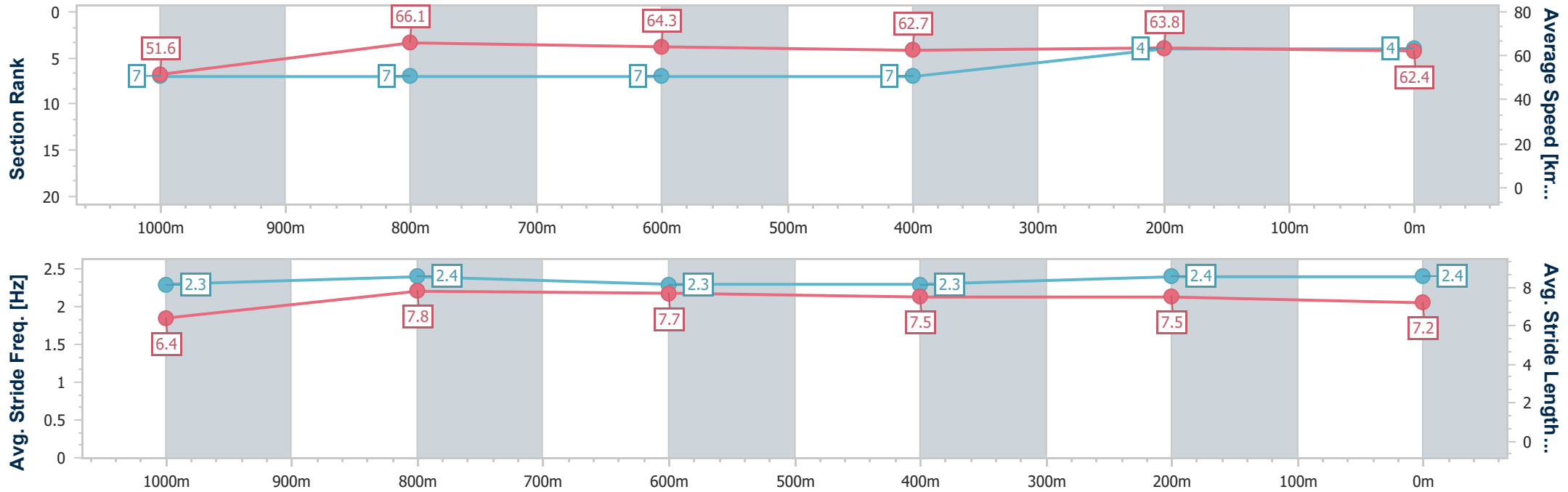
Ipswich QLD Professional  
Race 8: SCHWEPPE'S Class 5 Handicap - 1200m



15 May 2024 - 16:38

Track Rating: Good 4, Weather: Overcast, Rail Position: +4m Entire

Section	Overall	1000m	800m	600m	400m	200m
Section Times	1:10.27 [4] (0:14.00)	0:56.27 [7] (0:10.90)	0:45.37 [7] (0:11.13)	0:34.24 [7] (0:11.41)	0:22.83 [7] (0:11.26)	0:11.57 [4] (0:11.57)
Average Speed [km/h]	51.6	66.1	64.3	62.7	63.8	62.4
Top Speed [km/h]	68.4	68.5	65.3	63.7	64.1	64.2
Avg. Dist. to Rail [m]	3.3	0.4	0.8	1.3	0.6	0.3
Avg. Stride Freq. [Hz]	2.3	2.4	2.3	2.3	2.4	2.4
Avg. Stride Length [m]	6.4	7.8	7.7	7.5	7.5	7.2



- [ ] Ranking at each section and finish
- .-.- No data available at this section
- NA No data available



Horse/Jockey Name	Start Strutting
Final Rank	5
Fastest Section Time (Section)	0:11.03 (800m)
Top Speed [km/h] (Section)	66.1 (Overall)
Race State	Finished



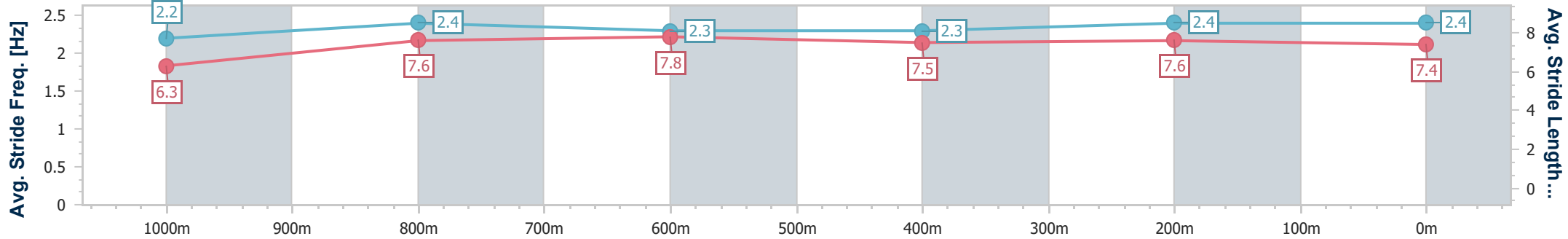
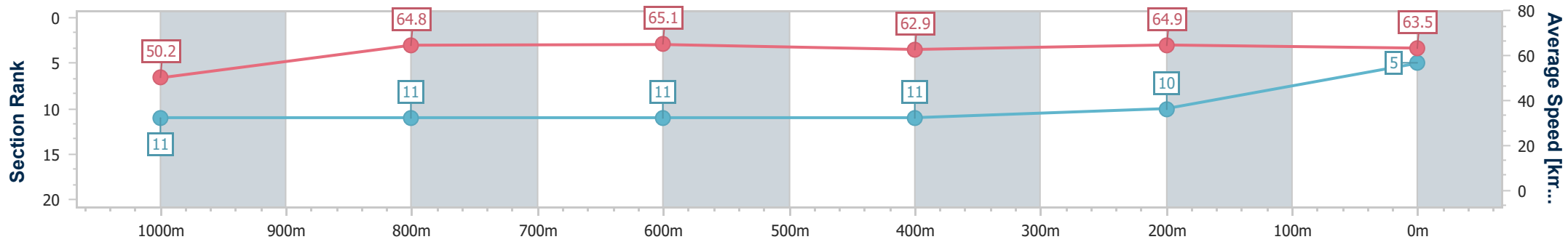
Ipswich QLD Professional  
Race 8: SCHWEPPE'S Class 5 Handicap - 1200m



15 May 2024 - 16:38

Track Rating: Good 4, Weather: Overcast, Rail Position: +4m Entire

Section	Overall	1000m	800m	600m	400m	200m
Section Times	1:10.35 [5] (0:14.35)	0:56.00 [11] (0:11.11)	0:44.89 [11] (0:11.03)	0:33.86 [11] (0:11.41)	0:22.45 [11] (0:11.10)	0:11.35 [10] (0:11.35)
Average Speed [km/h]	50.2	64.8	65.1	62.9	64.9	63.5
Top Speed [km/h]	66.1	65.6	66.0	64.2	65.8	65.8
Avg. Dist. to Rail [m]	5.0	0.3	0.7	0.6	0.7	2.5
Avg. Stride Freq. [Hz]	2.2	2.4	2.3	2.3	2.4	2.4
Avg. Stride Length [m]	6.3	7.6	7.8	7.5	7.6	7.4



- [ ] Ranking at each section and finish
- .-.- No data available at this section
- NA No data available



Horse/Jockey Name	Air Marshal
Final Rank	6
Fastest Section Time (Section)	0:10.94 (1000m)
Top Speed [km/h] (Section)	66.9 (1000m)
Race State	Finished



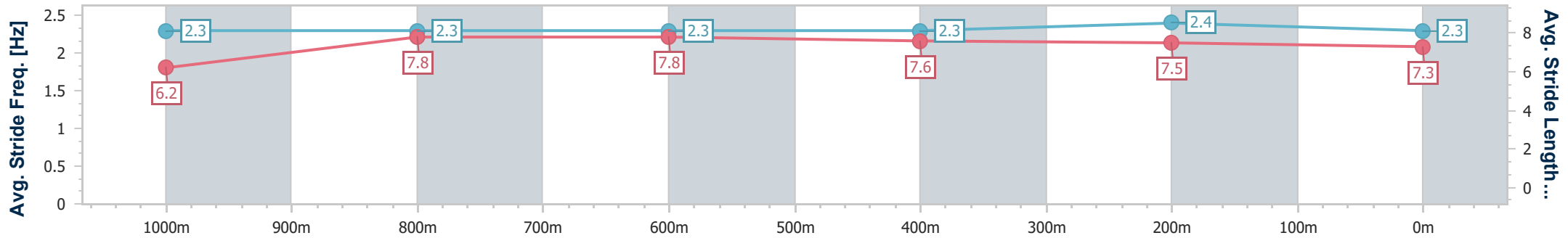
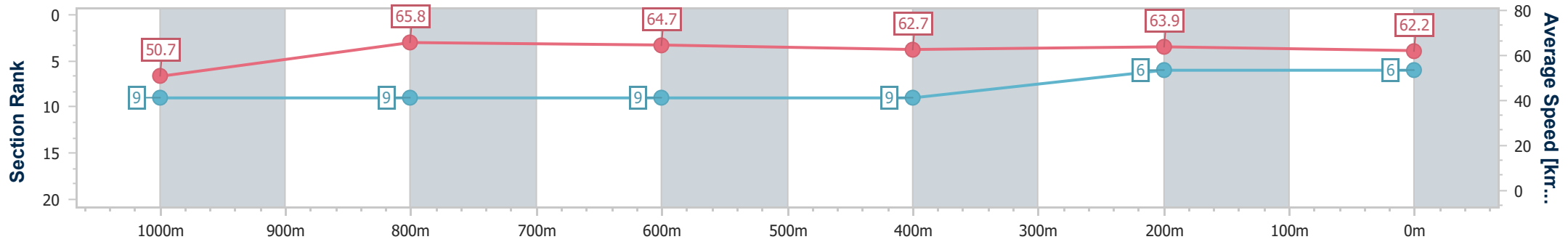
Ipswich QLD Professional  
Race 8: SCHWEPPE'S Class 5 Handicap - 1200m



15 May 2024 - 16:38

Track Rating: Good 4, Weather: Overcast, Rail Position: +4m Entire

Section	Overall	1000m	800m	600m	400m	200m
Section Times	1:10.42 [6] (0:14.25)	0:56.17 [9] (0:10.94)	0:45.23 [9] (0:11.05)	0:34.18 [9] (0:11.41)	0:22.77 [9] (0:11.18)	0:11.59 [6] (0:11.59)
Average Speed [km/h]	50.7	65.8	64.7	62.7	63.9	62.2
Top Speed [km/h]	65.8	66.9	65.9	63.5	65.5	64.5
Avg. Dist. to Rail [m]	5.9	0.6	1.6	1.7	0.9	1.4
Avg. Stride Freq. [Hz]	2.3	2.3	2.3	2.3	2.4	2.3
Avg. Stride Length [m]	6.2	7.8	7.8	7.6	7.5	7.3



- [ ] Ranking at each section and finish
- .-.-.- No data available at this section
- NA No data available





Horse/Jockey Name	Minks Star
Final Rank	7
Fastest Section Time (Section)	0:10.80 (1000m)
Top Speed [km/h] (Section)	68.4 (1000m)
Race State	Finished



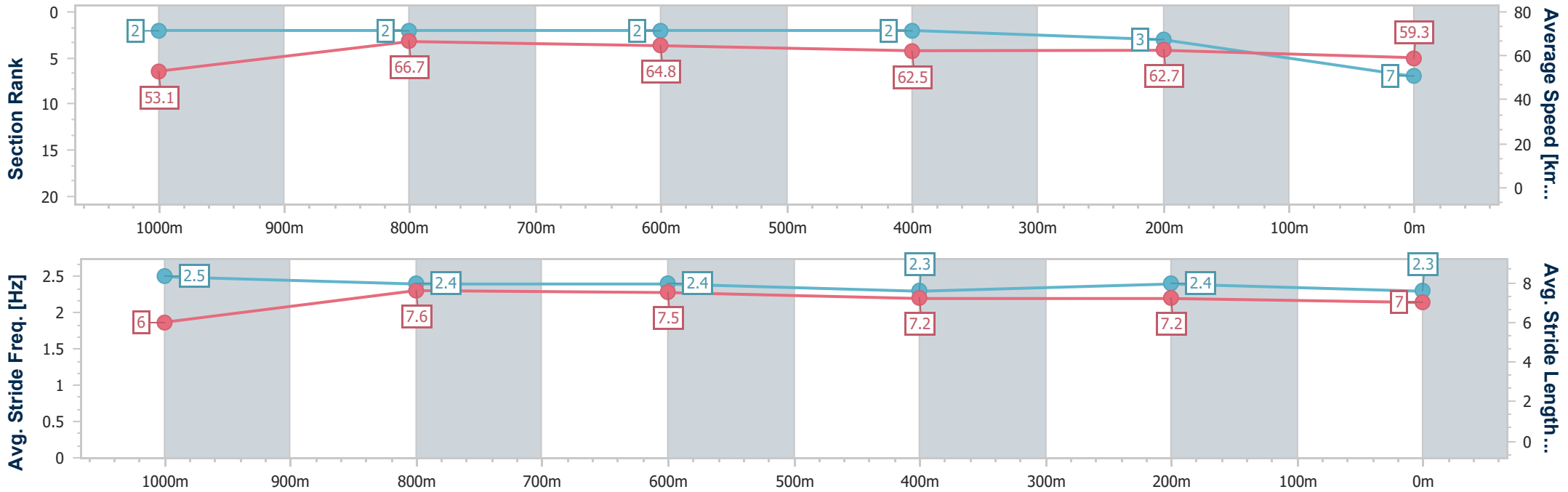
Ipswich QLD Professional  
Race 8: SCHWEPPE'S Class 5 Handicap - 1200m



15 May 2024 - 16:38

Track Rating: Good 4, Weather: Overcast, Rail Position: +4m Entire

Section	Overall	1000m	800m	600m	400m	200m
Section Times	1:10.60 [7] (0:13.60)	0:57.00 [2] (0:10.80)	0:46.20 [2] (0:11.10)	0:35.10 [2] (0:11.52)	0:23.58 [2] (0:11.46)	0:12.12 [3] (0:12.12)
Average Speed [km/h]	53.1	66.7	64.8	62.5	62.7	59.3
Top Speed [km/h]	68.4	68.4	66.8	63.8	63.7	62.4
Avg. Dist. to Rail [m]	9.0	1.2	0.5	0.7	0.4	1.4
Avg. Stride Freq. [Hz]	2.5	2.4	2.4	2.3	2.4	2.3
Avg. Stride Length [m]	6.0	7.6	7.5	7.2	7.2	7.0



- [ ] Ranking at each section and finish
- .-.- No data available at this section
- NA No data available



Horse/Jockey Name	Jovita
Final Rank	8
Fastest Section Time (Section)	0:10.94 (1000m)
Top Speed [km/h] (Section)	67.4 (1000m)
Race State	Finished



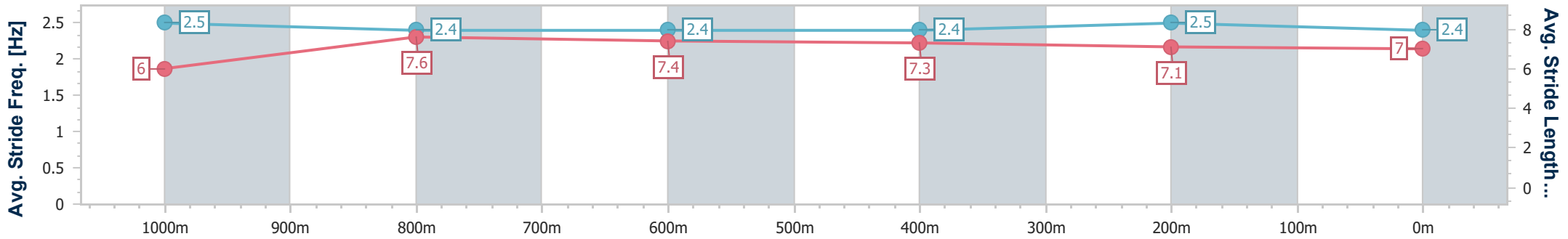
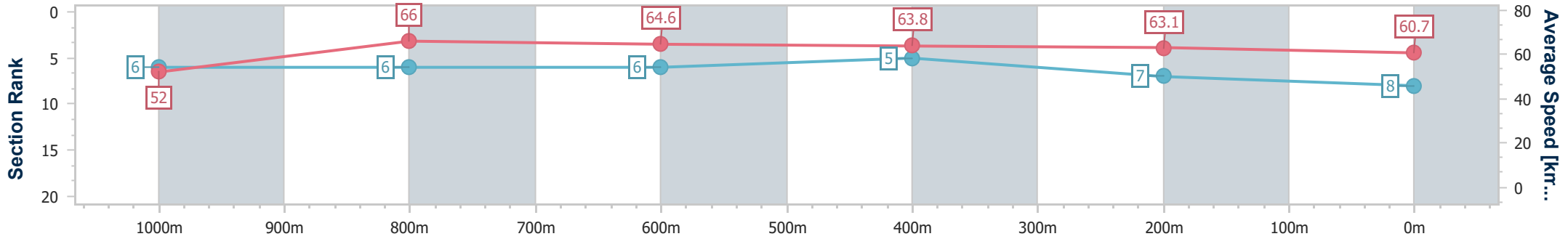
Ipswich QLD Professional  
Race 8: SCHWEPPE'S Class 5 Handicap - 1200m



15 May 2024 - 16:38

Track Rating: Good 4, Weather: Overcast, Rail Position: +4m Entire

Section	Overall	1000m	800m	600m	400m	200m
Section Times	1:10.71 [8] (0:13.82)	0:56.89 [6] (0:10.94)	0:45.95 [6] (0:11.21)	0:34.74 [6] (0:11.35)	0:23.39 [5] (0:11.53)	0:11.86 [7] (0:11.86)
Average Speed [km/h]	52.0	66.0	64.6	63.8	63.1	60.7
Top Speed [km/h]	66.4	67.4	65.8	64.9	63.9	63.2
Avg. Dist. to Rail [m]	6.8	1.6	1.4	1.6	2.9	5.0
Avg. Stride Freq. [Hz]	2.5	2.4	2.4	2.4	2.5	2.4
Avg. Stride Length [m]	6.0	7.6	7.4	7.3	7.1	7.0



- [ ] Ranking at each section and finish
- .-.- No data available at this section
- NA No data available



Horse/Jockey Name	All Stashed Up
Final Rank	9
Fastest Section Time (Section)	0:11.01 (1000m)
Top Speed [km/h] (Section)	66.0 (1000m)
Race State	Finished



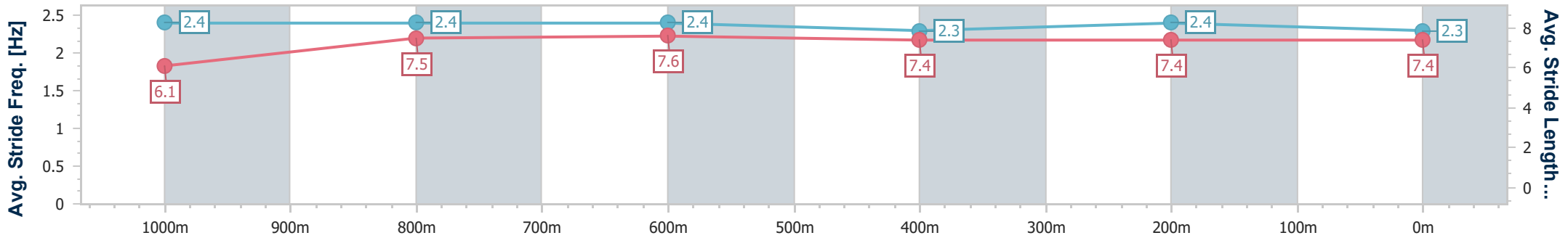
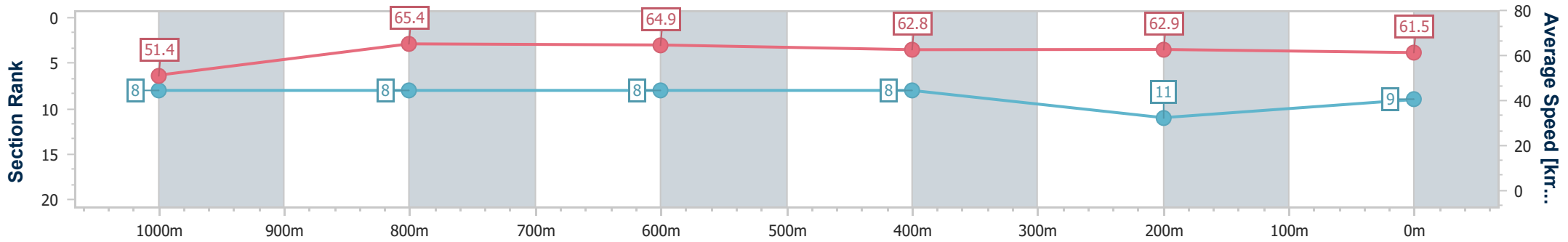
Ipswich QLD Professional  
Race 8: SCHWEPPE'S Class 5 Handicap - 1200m



15 May 2024 - 16:38

Track Rating: Good 4, Weather: Overcast, Rail Position: +4m Entire

Section	Overall	1000m	800m	600m	400m	200m
Section Times	1:10.80 [9] (0:14.03)	0:56.77 [8] (0:11.01)	0:45.76 [8] (0:11.11)	0:34.65 [8] (0:11.48)	0:23.17 [8] (0:11.43)	0:11.74 [11] (0:11.74)
Average Speed [km/h]	51.4	65.4	64.9	62.8	62.9	61.5
Top Speed [km/h]	65.7	66.0	65.9	63.8	63.8	62.4
Avg. Dist. to Rail [m]	3.8	0.9	0.2	0.3	1.2	5.2
Avg. Stride Freq. [Hz]	2.4	2.4	2.4	2.3	2.4	2.3
Avg. Stride Length [m]	6.1	7.5	7.6	7.4	7.4	7.4



- [ ] Ranking at each section and finish
- .-.- No data available at this section
- NA No data available



Horse/Jockey Name	Drop The Mic
Final Rank	10
Fastest Section Time (Section)	0:11.03 (1000m)
Top Speed [km/h] (Section)	67.2 (Overall)
Race State	Finished



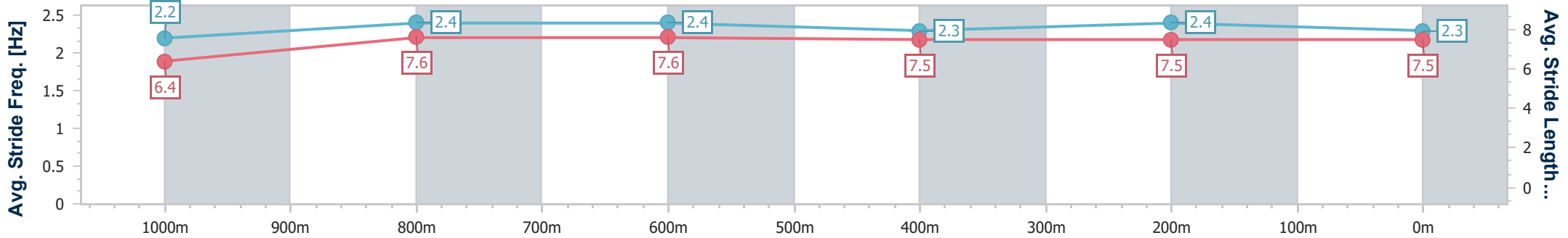
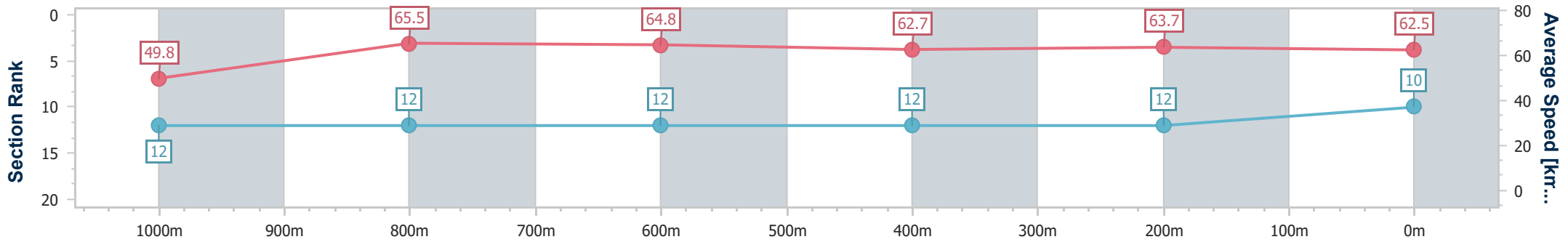
Ipswich QLD Professional  
Race 8: SCHWEPPE'S Class 5 Handicap - 1200m



15 May 2024 - 16:38

Track Rating: Good 4, Weather: Overcast, Rail Position: +4m Entire

Section	Overall	1000m	800m	600m	400m	200m
Section Times	1:10.93 [10] (0:14.51)	0:56.42 [12] (0:11.03)	0:45.39 [12] (0:11.10)	0:34.29 [12] (0:11.47)	0:22.82 [12] (0:11.33)	0:11.49 [12] (0:11.49)
Average Speed [km/h]	49.8	65.5	64.8	62.7	63.7	62.5
Top Speed [km/h]	67.2	67.0	65.5	64.6	64.3	64.3
Avg. Dist. to Rail [m]	8.5	0.9	0.3	0.5	0.6	1.7
Avg. Stride Freq. [Hz]	2.2	2.4	2.4	2.3	2.4	2.3
Avg. Stride Length [m]	6.4	7.6	7.6	7.5	7.5	7.5



- [ ] Ranking at each section and finish
- .-.- No data available at this section
- NA No data available



Horse/Jockey Name	I Am Good At This
Final Rank	11
Fastest Section Time (Section)	0:10.90 (1000m)
Top Speed [km/h] (Section)	67.3 (Overall)
Race State	Finished



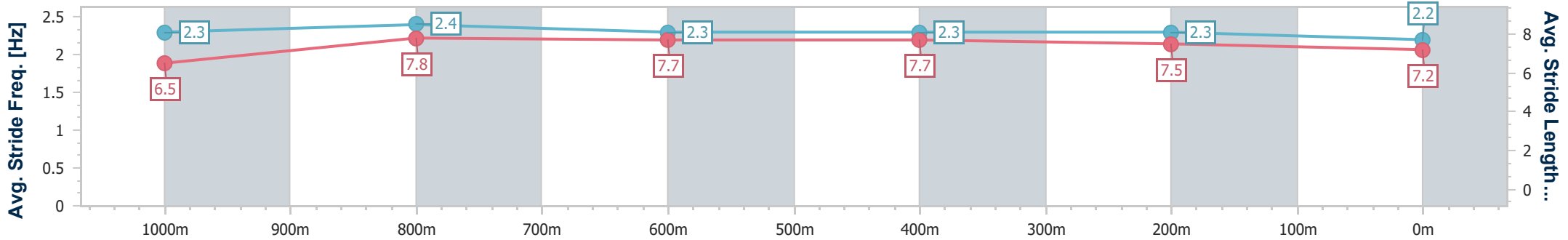
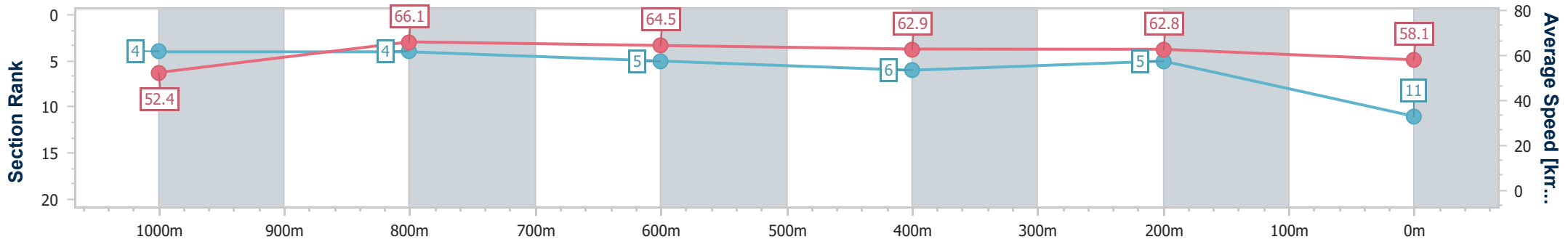
Ipswich QLD Professional  
Race 8: SCHWEPPE'S Class 5 Handicap - 1200m



15 May 2024 - 16:38

Track Rating: Good 4, Weather: Overcast, Rail Position: +4m Entire

Section	Overall	1000m	800m	600m	400m	200m
Section Times	1:11.19 [11] (0:13.79)	0:57.40 [4] (0:10.90)	0:46.50 [4] (0:11.17)	0:35.33 [5] (0:11.48)	0:23.85 [6] (0:11.48)	0:12.37 [5]
Average Speed [km/h]	52.4	66.1	64.5	62.9	62.8	58.1
Top Speed [km/h]	67.3	67.2	66.4	63.7	63.2	61.2
Avg. Dist. to Rail [m]	5.8	1.0	0.8	0.6	0.9	2.7
Avg. Stride Freq. [Hz]	2.3	2.4	2.3	2.3	2.3	2.2
Avg. Stride Length [m]	6.5	7.8	7.7	7.7	7.5	7.2



- [ ] Ranking at each section and finish
- .-.- No data available at this section
- NA No data available



Horse/Jockey Name	Amore Veloce
Final Rank	12
Fastest Section Time (Section)	0:10.89 (1000m)
Top Speed [km/h] (Section)	68.3 (Overall)
Race State	Finished



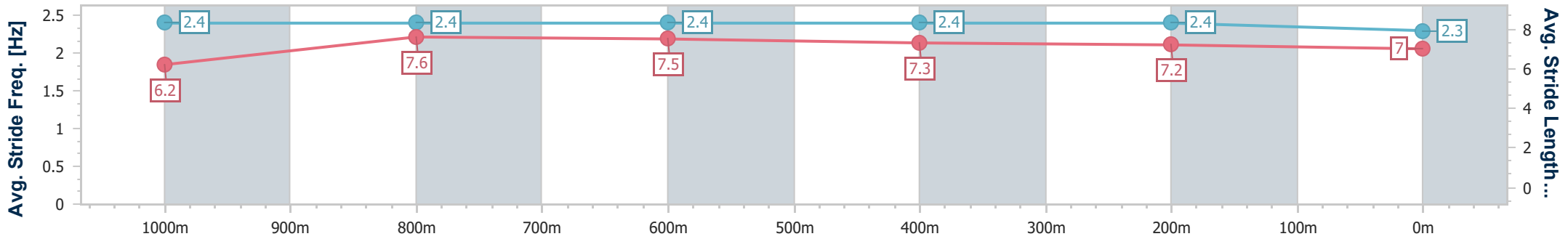
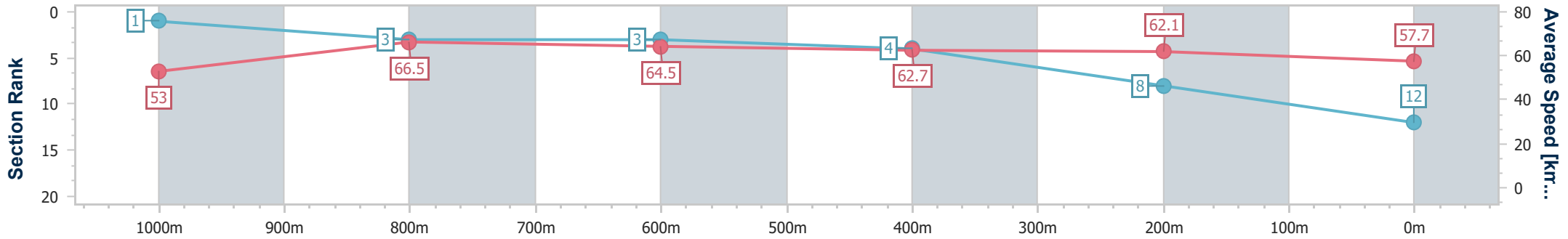
Ipswich QLD Professional  
Race 8: SCHWEPPE'S Class 5 Handicap - 1200m



15 May 2024 - 16:38

Track Rating: Good 4, Weather: Overcast, Rail Position: +4m Entire

Section	Overall	1000m	800m	600m	400m	200m
Section Times	1:11.29 [12] (0:13.57)	0:57.72 [1] (0:10.89)	0:46.83 [3] (0:11.18)	0:35.65 [3] (0:11.56)	0:24.09 [4] (0:11.66)	0:12.43 [8] (0:12.43)
Average Speed [km/h]	53.0	66.5	64.5	62.7	62.1	57.7
Top Speed [km/h]	68.3	68.0	66.6	63.7	63.1	61.0
Avg. Dist. to Rail [m]	10.5	2.4	0.9	0.8	2.1	4.0
Avg. Stride Freq. [Hz]	2.4	2.4	2.4	2.4	2.4	2.3
Avg. Stride Length [m]	6.2	7.6	7.5	7.3	7.2	7.0



- [ ] Ranking at each section and finish
- .-.- No data available at this section
- NA No data available