

Track Rating: Good 4, Weather: Overcast, Rail Position: +4m Entire

Section												Last 600m		
Field Times		Overall	1000m	800m	600m	400m	200m						0:34.59	
		1:09.96 (0:13.65)	0:56.31 (0:10.54)	0:45.77 (0:11.18)	0:34.59 (0:11.36)	0:23.23 (0:11.54)	0:11.69 (0:11.69)							
Rank	TAB	Horse/Jockey	Barrier	Top Speed [km/h]	Fastest Section							Margin	Distance Travelled [m]	
1	2	<b>HURTS SO GOOD</b> James Orman	12	67.5 1000m	0:10.82 1000m	1:09.96 [1] (0:14.44)	0:55.52 [8] (0:10.82)	0:44.70 [8] (0:11.08)	0:33.62 [8] (0:11.28)	0:22.34 [6] (0:11.05)	0:11.29 [5] (0:11.29)	1:09.96	0:33.62	
2	7	<b>LUMENS LENNY</b> Ryan Maloney	1	69.6 1000m	0:10.59 1000m	1:10.25 [2] (0:13.77)	0:56.48 [2] (0:10.59)	0:45.89 [2] (0:11.12)	0:34.77 [2] (0:11.38)	0:23.39 [2] (0:11.41)	0:11.98 [1] (0:11.98)	0.29L	0:34.77	-1
3	1	<b>A LOT OF BOOTY</b> Tahlia Fenlon	15	69.7 1000m	0:10.54 1000m	1:10.56 [3] (0:13.65)	0:56.91 [1] (0:10.54)	0:46.37 [1] (0:11.18)	0:35.19 [1] (0:11.36)	0:23.83 [1] (0:11.56)	0:12.27 [2] (0:12.27)	0.31L	0:35.19	-4
4	14	<b>RISK ASSESSMENT</b> Angela Jones	2	68.6 1000m	0:10.72 1000m	1:10.75 [4] (0:13.83)	0:56.92 [3] (0:10.72)	0:46.20 [3] (0:11.18)	0:35.02 [3] (0:11.37)	0:23.65 [4] (0:11.50)	0:12.15 [3] (0:12.15)	0.19L	0:35.02	+0
5	6	<b>CUNNAMULLA FELLA</b> Martin Harley	8	66.5 800m	0:11.06 1000m	1:10.88 [5] (0:14.17)	0:56.71 [6] (0:11.06)	0:45.65 [7] (0:11.11)	0:34.54 [7] (0:11.34)	0:23.20 [8] (0:11.52)	0:11.68 [7] (0:11.68)	0.13L	0:34.54	+3
6	8	<b>PEROVIC</b> Jake Bayliss	6	67.8 1000m	0:10.79 1000m	1:10.92 [6] (0:14.30)	0:56.62 [7] (0:10.79)	0:45.83 [6] (0:10.97)	0:34.86 [5] (0:11.26)	0:23.60 [5] (0:11.60)	0:12.00 [6] (0:12.00)	0.04L	0:34.86	+0
7	18	<b>WEST CORK</b> Nathan Evans	5	68.4 1000m	0:10.77 1000m	1:10.95 [7] (0:14.01)	0:56.94 [4] (0:10.77)	0:46.17 [4] (0:11.07)	0:35.10 [4] (0:11.22)	0:23.88 [3] (0:11.56)	0:12.32 [4] (0:12.32)	0.03L	0:35.10	-2
8	3	<b>PRADO</b> Karl Zechner	4	67.4 1000m	0:10.84 1000m	1:10.99 [8] (0:14.74)	0:56.25 [10] (0:10.84)	0:45.41 [10] (0:11.05)	0:34.36 [10] (0:11.28)	0:23.08 [10] (0:11.56)	0:11.52 [9] (0:11.52)	0.04L	0:34.36	-1
9	4	<b>QUARANTINE DREAMS</b> Andrew Mallyon	13	67.0 1000m	0:10.89 1000m	1:11.20 [9] (0:14.52)	0:56.68 [9] (0:10.89)	0:45.79 [9] (0:11.11)	0:34.68 [9] (0:11.35)	0:23.33 [9] (0:11.45)	0:11.88 [8] (0:11.88)	0.21L	0:34.68	+0
10	21	<b>SUPER RUPERT</b> Girish Goomany	3	67.6 1000m	0:10.82 1000m	1:11.85 [10] (0:14.10)	0:57.75 [5] (0:10.82)	0:46.93 [5] (0:11.20)	0:35.73 [6] (0:11.54)	0:24.19 [7] (0:11.93)	0:12.26 [10] (0:12.26)	0.65L	0:35.73	-2

Scratched: Parues (#17), Private Tender (#9), Action King (#5), Bremerhaven (#11), Boom Boom Bella (#16), Takeru (#19), Roar Hide (#20), Hell Queen (#13), Surreal Ascot (#15), Crown Guinea (#10), Cattrall



Horse/Jockey Name	Hurts So Good
Final Rank	1
Fastest Section Time (Section)	0:10.82 (1000m)
Top Speed [km/h] (Section)	67.5 (1000m)
Race State	Finished

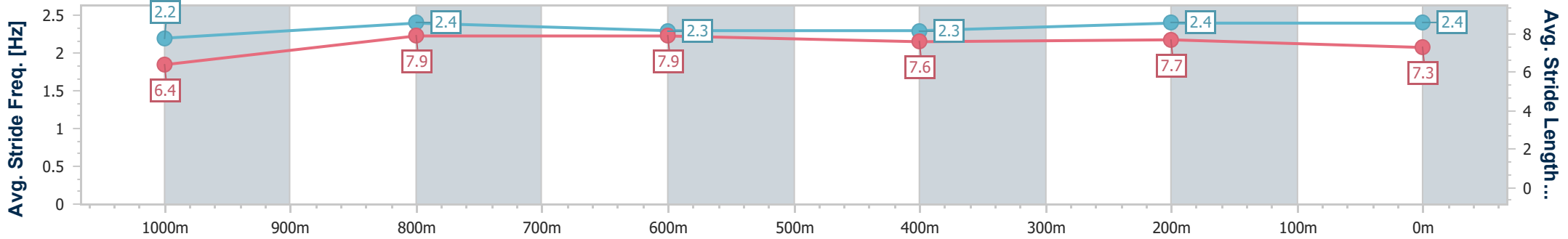
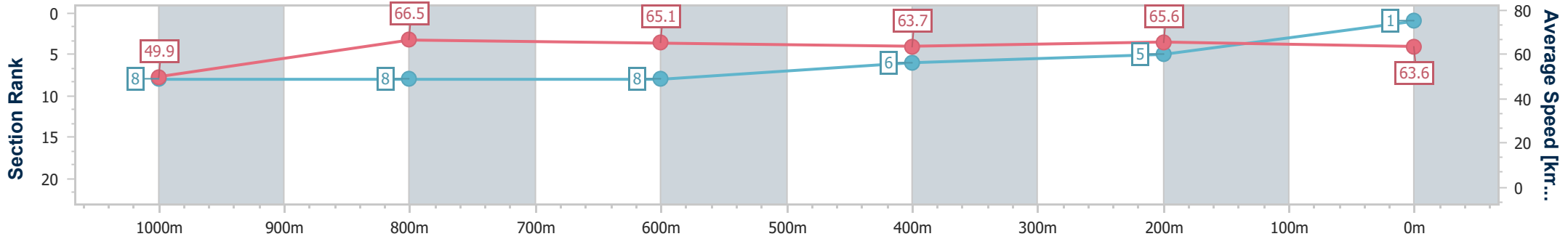


Ipswich QLD Professional  
 Race 5: TAB Class 1 Plate - 1200m  
 15 May 2024 - 14:53



Track Rating: Good 4, Weather: Overcast, Rail Position: +4m Entire

Section	Overall	1000m	800m	600m	400m	200m
Section Times	1:09.96 [1] (0:14.44)	0:55.52 [8] (0:10.82)	0:44.70 [8] (0:11.08)	0:33.62 [8] (0:11.28)	0:22.34 [6] (0:11.05)	0:11.29 [5]
Average Speed [km/h]	49.9	66.5	65.1	63.7	65.6	63.6
Top Speed [km/h]	66.7	67.5	65.9	65.9	67.4	66.5
Avg. Dist. to Rail [m]	7.1	0.4	0.2	0.5	1.7	2.3
Avg. Stride Freq. [Hz]	2.2	2.4	2.3	2.3	2.4	2.4
Avg. Stride Length [m]	6.4	7.9	7.9	7.6	7.7	7.3



- [ ] Ranking at each section and finish
- .-.- No data available at this section
- NA No data available



Horse/Jockey Name	Lumens Lenny
Final Rank	2
Fastest Section Time (Section)	0:10.59 (1000m)
Top Speed [km/h] (Section)	69.6 (1000m)
Race State	Finished



### Ipswich QLD Professional

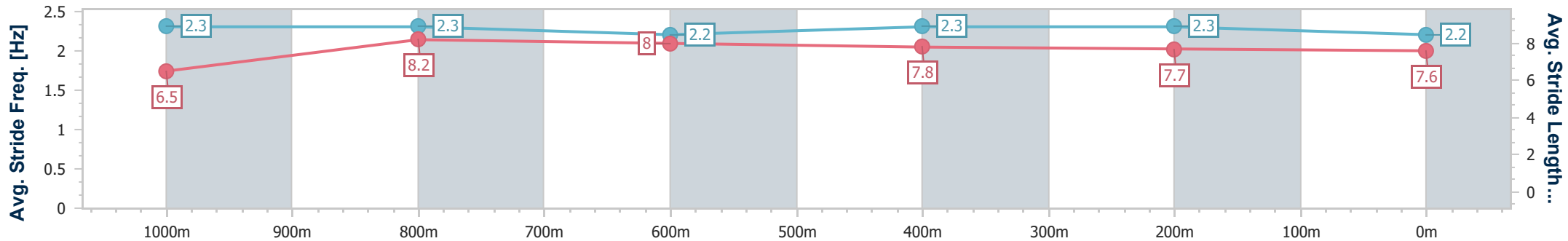
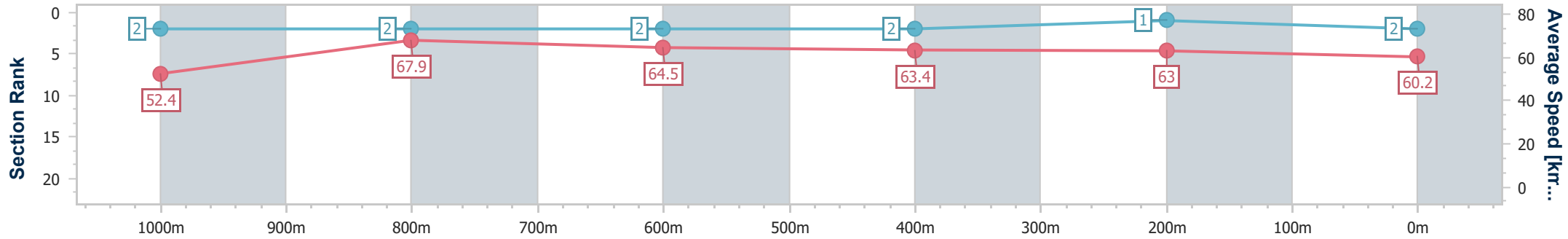
Race 5: TAB Class 1 Plate - 1200m

15 May 2024 - 14:53



Track Rating: Good 4, Weather: Overcast, Rail Position: +4m Entire

Section	Overall	1000m	800m	600m	400m	200m
Section Times	1:10.25 [2] (0:13.77)	0:56.48 [2] (0:10.59)	0:45.89 [2] (0:11.12)	0:34.77 [2] (0:11.38)	0:23.39 [2] (0:11.41)	0:11.98 [1] (0:11.98)
Average Speed [km/h]	52.4	67.9	64.5	63.4	63.0	60.2
Top Speed [km/h]	68.4	69.6	66.5	64.0	64.0	62.4
Avg. Dist. to Rail [m]	2.6	0.4	0.3	0.3	0.3	0.6
Avg. Stride Freq. [Hz]	2.3	2.3	2.2	2.3	2.3	2.2
Avg. Stride Length [m]	6.5	8.2	8.0	7.8	7.7	7.6



- [ ] Ranking at each section and finish
- .-.-.- No data available at this section
- NA No data available



Horse/Jockey Name	A Lot Of Booty
Final Rank	3
Fastest Section Time (Section)	0:10.54 (1000m)
Top Speed [km/h] (Section)	69.7 (1000m)
Race State	Finished



### Ipswich QLD Professional

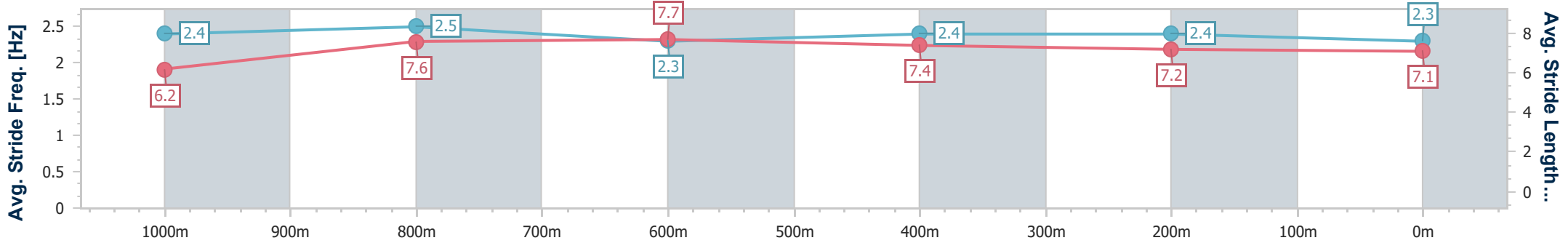
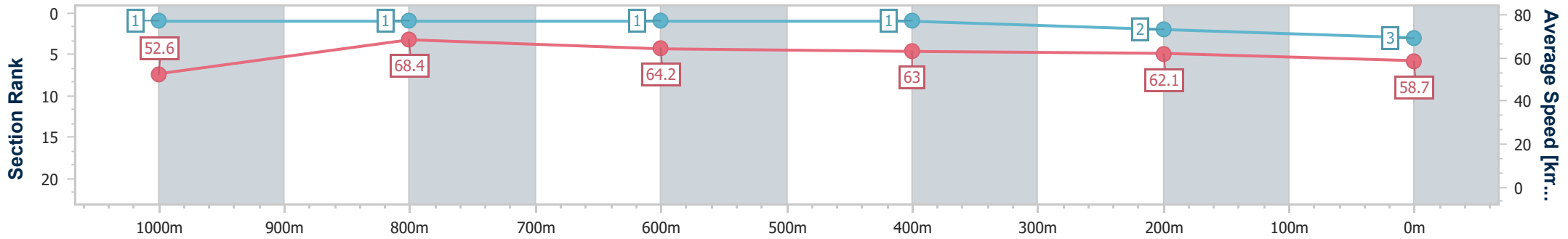
Race 5: TAB Class 1 Plate - 1200m

15 May 2024 - 14:53



Track Rating: Good 4, Weather: Overcast, Rail Position: +4m Entire

Section	Overall	1000m	800m	600m	400m	200m
Section Times	1:10.56 [3] (0:13.65)	0:56.91 [1] (0:10.54)	0:46.37 [1] (0:11.18)	0:35.19 [1] (0:11.36)	0:23.83 [1] (0:11.56)	0:12.27 [2] (0:12.27)
Average Speed [km/h]	52.6	68.4	64.2	63.0	62.1	58.7
Top Speed [km/h]	69.5	69.7	65.4	63.8	62.8	60.9
Avg. Dist. to Rail [m]	9.0	1.4	0.8	0.9	1.1	1.0
Avg. Stride Freq. [Hz]	2.4	2.5	2.3	2.4	2.4	2.3
Avg. Stride Length [m]	6.2	7.6	7.7	7.4	7.2	7.1



- [ ] Ranking at each section and finish
- .-.- No data available at this section
- NA No data available



Horse/Jockey Name	Risk Assessment
Final Rank	4
Fastest Section Time (Section)	0:10.72 (1000m)
Top Speed [km/h] (Section)	68.6 (1000m)
Race State	Finished



### Ipswich QLD Professional

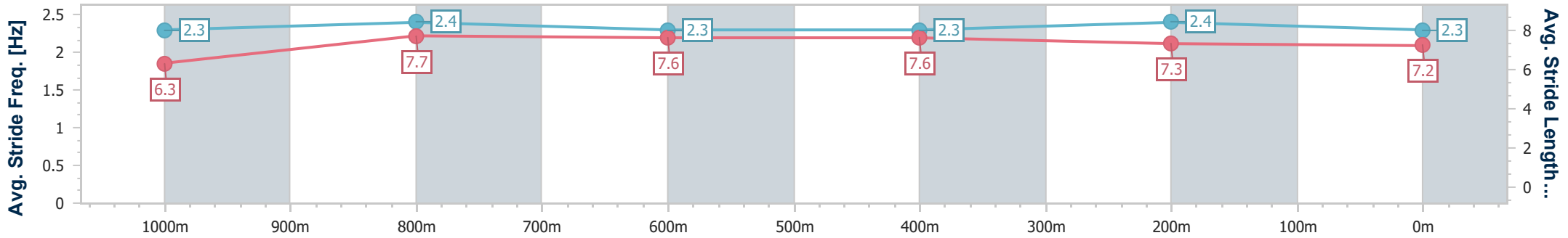
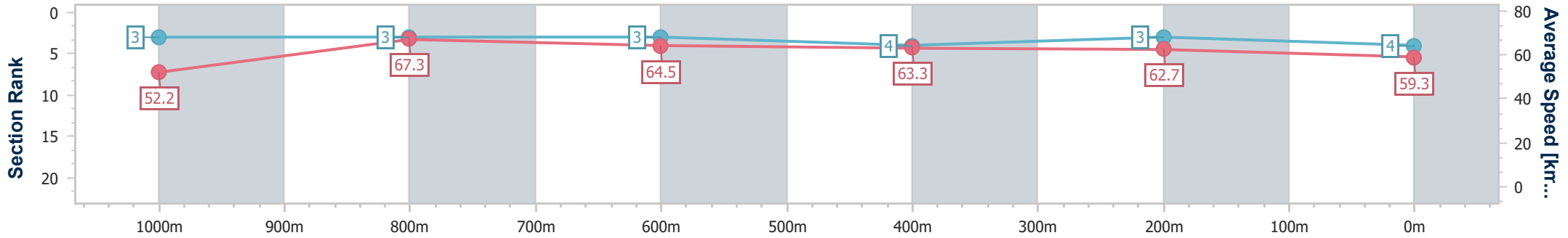
Race 5: TAB Class 1 Plate - 1200m

15 May 2024 - 14:53



Track Rating: Good 4, Weather: Overcast, Rail Position: +4m Entire

Section	Overall	1000m	800m	600m	400m	200m
Section Times	1:10.75 [4] (0:13.83)	0:56.92 [3] (0:10.72)	0:46.20 [3] (0:11.18)	0:35.02 [3] (0:11.37)	0:23.65 [4] (0:11.50)	0:12.15 [3] (0:12.15)
Average Speed [km/h]	52.2	67.3	64.5	63.3	62.7	59.3
Top Speed [km/h]	68.5	68.6	65.8	63.9	63.6	61.8
Avg. Dist. to Rail [m]	4.0	1.8	0.4	0.4	0.8	1.4
Avg. Stride Freq. [Hz]	2.3	2.4	2.3	2.3	2.4	2.3
Avg. Stride Length [m]	6.3	7.7	7.6	7.6	7.3	7.2



- [ ] Ranking at each section and finish
- .-.- No data available at this section
- NA No data available



Horse/Jockey Name	Cunnamulla Fella
Final Rank	5
Fastest Section Time (Section)	0:11.06 (1000m)
Top Speed [km/h] (Section)	66.5 (800m)
Race State	Finished



### Ipswich QLD Professional

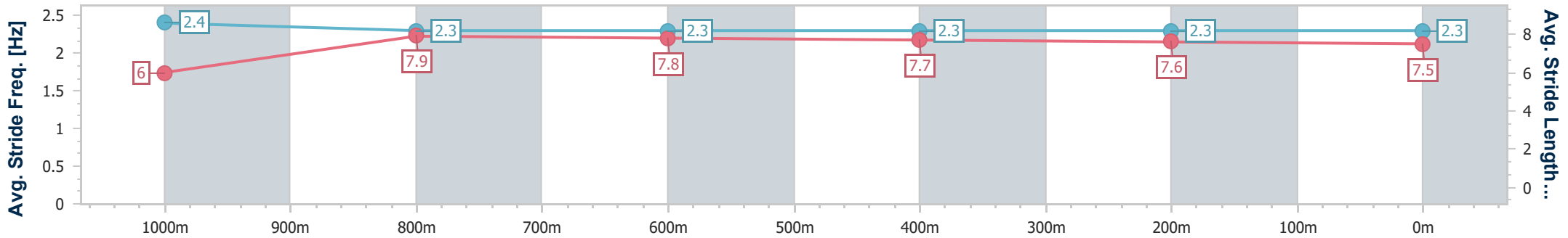
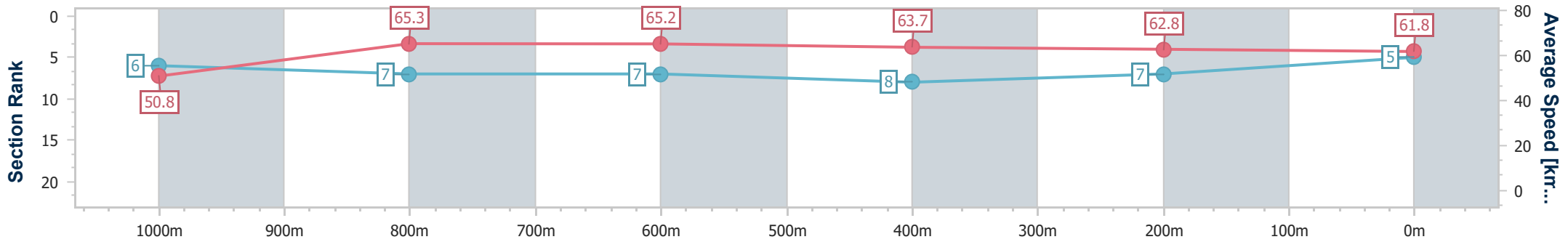
Race 5: TAB Class 1 Plate - 1200m

15 May 2024 - 14:53



Track Rating: Good 4, Weather: Overcast, Rail Position: +4m Entire

Section	Overall	1000m	800m	600m	400m	200m
Section Times	1:10.88 [5] (0:14.17)	0:56.71 [6] (0:11.06)	0:45.65 [7] (0:11.11)	0:34.54 [7] (0:11.34)	0:23.20 [8] (0:11.52)	0:11.68 [7]
Average Speed [km/h]	50.8	65.3	65.2	63.7	62.8	61.8
Top Speed [km/h]	65.5	65.9	66.5	65.4	63.6	62.5
Avg. Dist. to Rail [m]	7.0	2.0	0.9	1.1	2.6	5.2
Avg. Stride Freq. [Hz]	2.4	2.3	2.3	2.3	2.3	2.3
Avg. Stride Length [m]	6.0	7.9	7.8	7.7	7.6	7.5



- [ ] Ranking at each section and finish
- .-.- No data available at this section
- NA No data available



Horse/Jockey Name	Perovic
Final Rank	6
Fastest Section Time (Section)	0:10.79 (1000m)
Top Speed [km/h] (Section)	67.8 (1000m)
Race State	Finished



### Ipswich QLD Professional

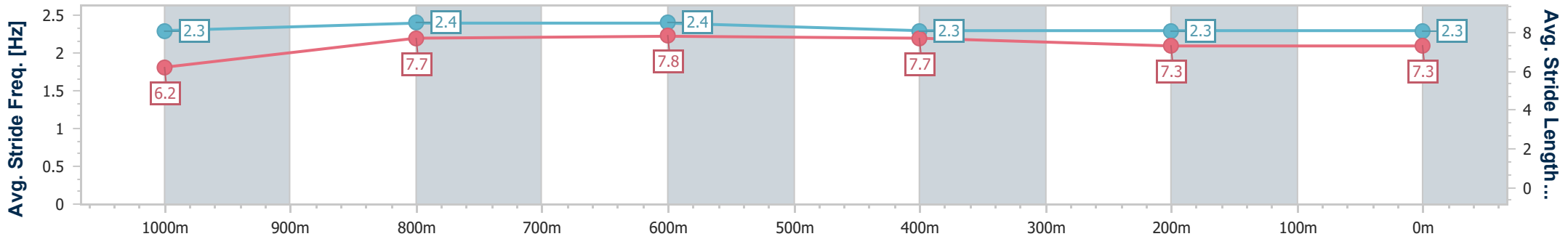
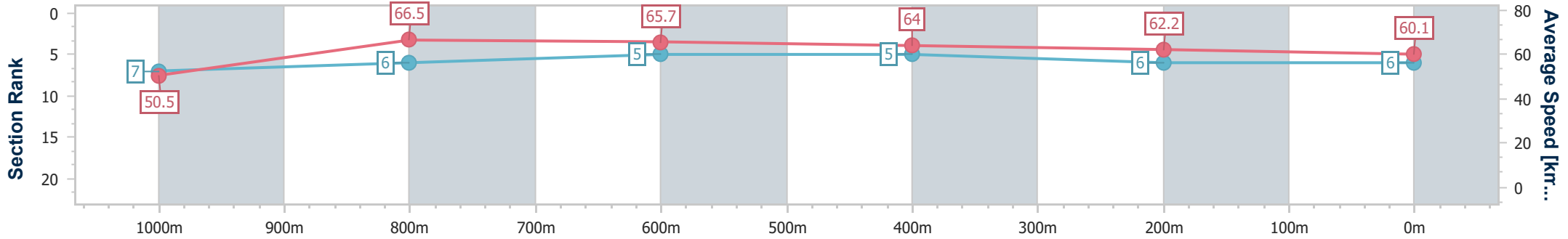
Race 5: TAB Class 1 Plate - 1200m

15 May 2024 - 14:53



Track Rating: Good 4, Weather: Overcast, Rail Position: +4m Entire

Section	Overall	1000m	800m	600m	400m	200m
Section Times	1:10.92 [6] (0:14.30)	0:56.62 [7] (0:10.79)	0:45.83 [6] (0:10.97)	0:34.86 [5] (0:11.26)	0:23.60 [5] (0:11.60)	0:12.00 [6] (0:12.00)
Average Speed [km/h]	50.5	66.5	65.7	64.0	62.2	60.1
Top Speed [km/h]	67.3	67.8	66.4	64.9	63.5	61.6
Avg. Dist. to Rail [m]	5.8	0.9	0.2	0.2	1.4	3.4
Avg. Stride Freq. [Hz]	2.3	2.4	2.4	2.3	2.3	2.3
Avg. Stride Length [m]	6.2	7.7	7.8	7.7	7.3	7.3



- [ ] Ranking at each section and finish
- .-.- No data available at this section
- NA No data available



Horse/Jockey Name	West Cork
Final Rank	7
Fastest Section Time (Section)	0:10.77 (1000m)
Top Speed [km/h] (Section)	68.4 (1000m)
Race State	Finished

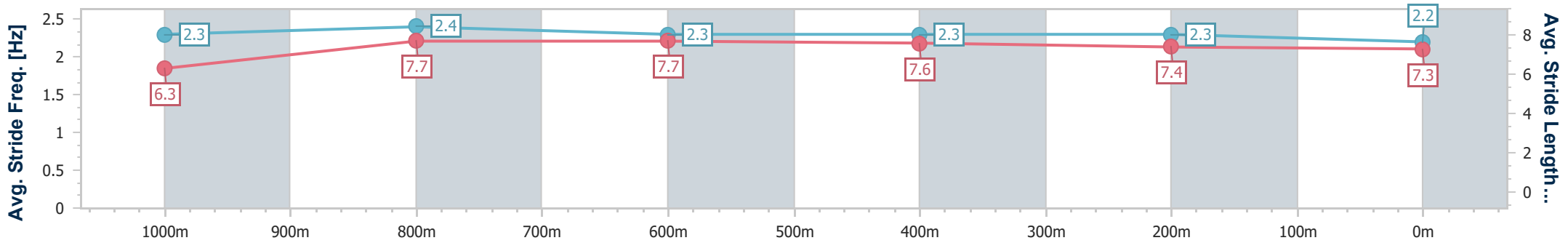
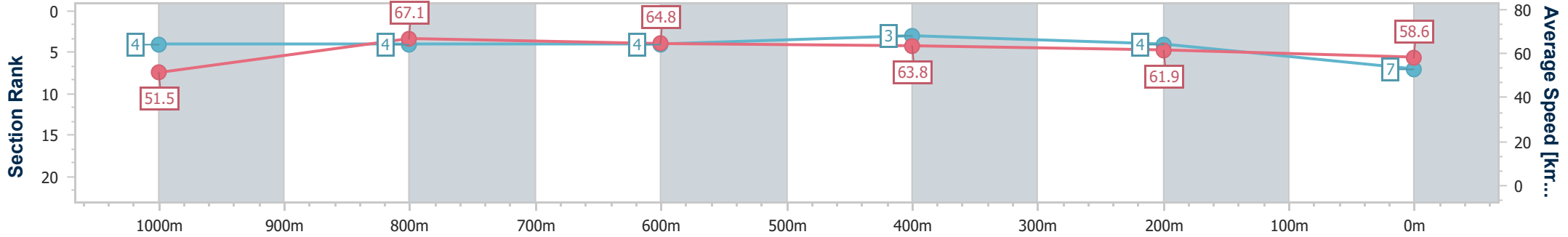


Ipswich QLD Professional  
 Race 5: TAB Class 1 Plate - 1200m  
 15 May 2024 - 14:53



Track Rating: Good 4, Weather: Overcast, Rail Position: +4m Entire

Section	Overall	1000m	800m	600m	400m	200m
Section Times	1:10.95 [7] (0:14.01)	0:56.94 [4] (0:10.77)	0:46.17 [4] (0:11.07)	0:35.10 [4] (0:11.22)	0:23.88 [3] (0:11.56)	0:12.32 [4]
Average Speed [km/h]	51.5	67.1	64.8	63.8	61.9	58.6
Top Speed [km/h]	67.2	68.4	66.1	64.6	63.0	60.9
Avg. Dist. to Rail [m]	5.1	1.3	0.6	1.1	1.1	0.6
Avg. Stride Freq. [Hz]	2.3	2.4	2.3	2.3	2.3	2.2
Avg. Stride Length [m]	6.3	7.7	7.7	7.6	7.4	7.3



- [ ] Ranking at each section and finish
- .-.- No data available at this section
- NA No data available





Horse/Jockey Name	Prado
Final Rank	8
Fastest Section Time (Section)	0:10.84 (1000m)
Top Speed [km/h] (Section)	67.4 (1000m)
Race State	Finished



### Ipswich QLD Professional

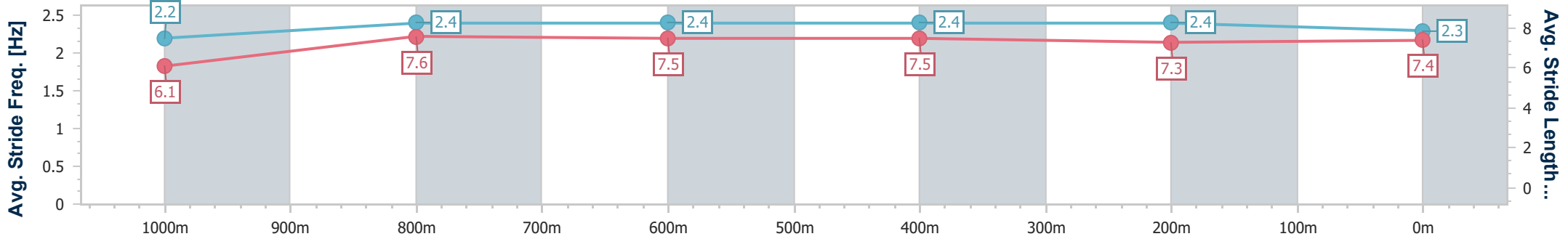
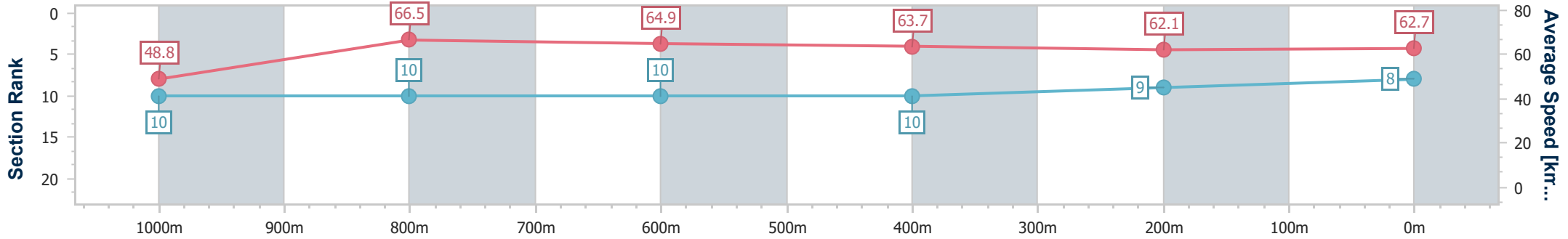
Race 5: TAB Class 1 Plate - 1200m

15 May 2024 - 14:53



Track Rating: Good 4, Weather: Overcast, Rail Position: +4m Entire

Section	Overall	1000m	800m	600m	400m	200m
Section Times	1:10.99 [8] (0:14.74)	0:56.25 [10] (0:10.84)	0:45.41 [10] (0:11.05)	0:34.36 [10] (0:11.28)	0:23.08 [10] (0:11.56)	0:11.52 [9] (0:11.52)
Average Speed [km/h]	48.8	66.5	64.9	63.7	62.1	62.7
Top Speed [km/h]	65.1	67.4	66.7	65.3	63.7	63.5
Avg. Dist. to Rail [m]	5.0	1.0	0.7	0.5	1.2	5.3
Avg. Stride Freq. [Hz]	2.2	2.4	2.4	2.4	2.4	2.3
Avg. Stride Length [m]	6.1	7.6	7.5	7.5	7.3	7.4



- [ ] Ranking at each section and finish
- .-.- No data available at this section
- NA No data available



Horse/Jockey Name	Quarantine Dreams
Final Rank	9
Fastest Section Time (Section)	0:10.89 (1000m)
Top Speed [km/h] (Section)	67.0 (1000m)
Race State	Finished



### Ipswich QLD Professional

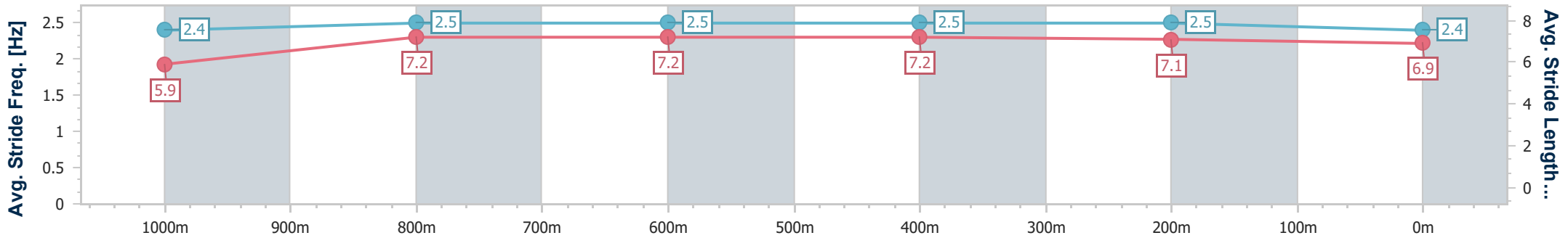
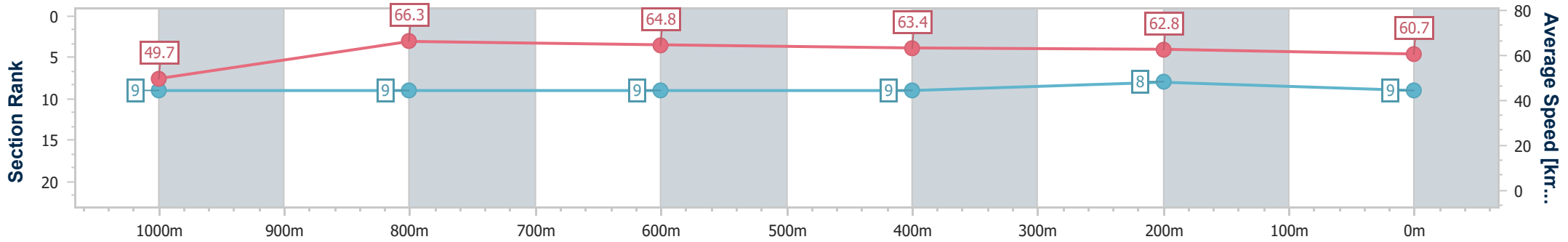
Race 5: TAB Class 1 Plate - 1200m

15 May 2024 - 14:53



Track Rating: Good 4, Weather: Overcast, Rail Position: +4m Entire

Section	Overall	1000m	800m	600m	400m	200m
Section Times	1:11.20 [9] (0:14.52)	0:56.68 [9] (0:10.89)	0:45.79 [9] (0:11.11)	0:34.68 [9] (0:11.35)	0:23.33 [9] (0:11.45)	0:11.88 [8] (0:11.88)
Average Speed [km/h]	49.7	66.3	64.8	63.4	62.8	60.7
Top Speed [km/h]	64.8	67.0	65.8	64.0	63.7	62.5
Avg. Dist. to Rail [m]	8.4	1.5	0.3	0.4	0.6	1.7
Avg. Stride Freq. [Hz]	2.4	2.5	2.5	2.5	2.5	2.4
Avg. Stride Length [m]	5.9	7.2	7.2	7.2	7.1	6.9



- [ ] Ranking at each section and finish
- .-.- No data available at this section
- NA No data available



Horse/Jockey Name	Super Rupert
Final Rank	10
Fastest Section Time (Section)	0:10.82 (1000m)
Top Speed [km/h] (Section)	67.6 (1000m)
Race State	Finished



### Ipswich QLD Professional

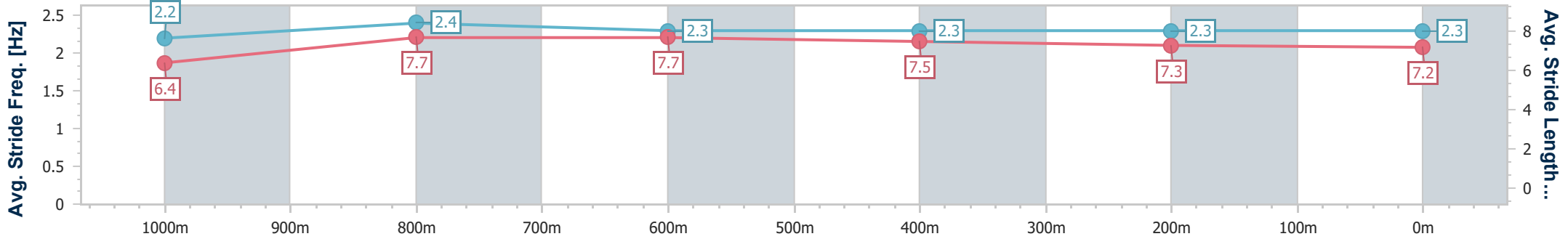
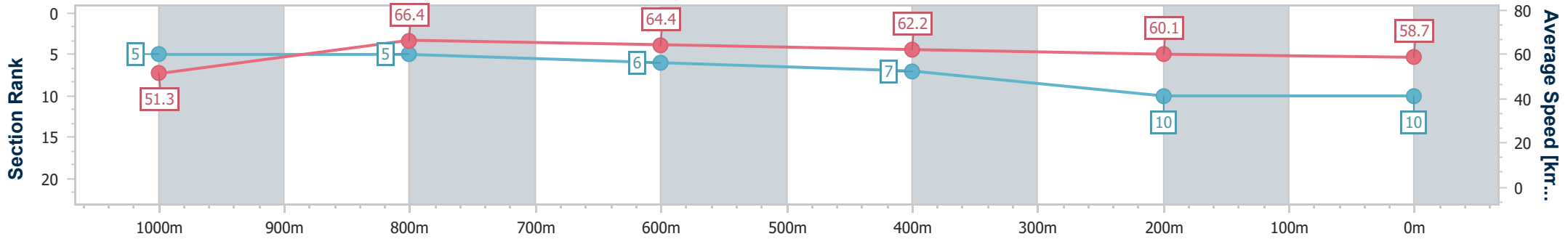
Race 5: TAB Class 1 Plate - 1200m

15 May 2024 - 14:53



Track Rating: Good 4, Weather: Overcast, Rail Position: +4m Entire

Section	Overall	1000m	800m	600m	400m	200m
Section Times	1:11.85 [10] (0:14.10)	0:57.75 [5] (0:10.82)	0:46.93 [5] (0:11.20)	0:35.73 [6] (0:11.54)	0:24.19 [7] (0:11.93)	0:12.26 [10] (0:12.26)
Average Speed [km/h]	51.3	66.4	64.4	62.2	60.1	58.7
Top Speed [km/h]	67.6	67.6	65.3	64.1	60.7	60.5
Avg. Dist. to Rail [m]	3.8	0.4	0.3	0.5	0.4	0.9
Avg. Stride Freq. [Hz]	2.2	2.4	2.3	2.3	2.3	2.3
Avg. Stride Length [m]	6.4	7.7	7.7	7.5	7.3	7.2



- [ ] Ranking at each section and finish
- .-.- No data available at this section
- NA No data available