



Ipswich QLD Professional
Race 2: GRASON PARK Class 3 Handicap (4YO only QTIS bonuses applicable) - 1680m
15 May 2024 - 13:08



Track Rating: Good 4, Weather: Overcast, Rail Position: +4m Entire

Section													Overall	1400m	1200m	1000m	800m	600m	400m	Last 600m
Field Times													1:41.62 (0:18.72)	1:22.90 (0:11.33)	1:11.57 (0:11.77)	0:59.80 (0:11.80)	0:48.00 (0:11.67)	0:36.33 (0:11.94)	0:24.39 (0:12.21)	0:36.33
Rank	TAB	Horse/Jockey	Barrier	Top Speed [km/h]	Fastest Section								Distance Travelled [m]							
1	3	KENYADA James Orman	4	65.8 200m	0:11.37 1400m	1:41.62 [1] (0:19.05)	1:22.57 [5] (0:11.37)	1:11.20 [4] (0:11.69)	0:59.51 [3] (0:11.81)	0:47.70 [4] (0:11.63)	0:36.07 [4] (0:11.81)	0:24.26 [2] (0:12.08)	0:36.07							
2	5	ARTFUL GIRL Marnu Potgieter	10	63.3 1200m	0:11.68 800m	1:42.21 [2] (0:19.53)	1:22.68 [10] (0:11.70)	1:10.98 [11] (0:11.72)	0:59.26 [11] (0:11.89)	0:47.37 [11] (0:11.68)	0:35.69 [10] (0:11.76)	0:23.93 [10] (0:11.94)	0:35.69	+11						
3	9	VANCITY Jason Taylor	2	64.2 Overall	0:11.48 1400m	1:42.34 [3] (0:19.36)	1:22.98 [9] (0:11.48)	1:11.50 [7] (0:11.69)	0:59.81 [7] (0:11.80)	0:48.01 [7] (0:11.61)	0:36.40 [7] (0:11.90)	0:24.50 [5] (0:12.14)	0:36.40	+1						
4	13	CLASSIQUE GAL Angela Jones	3	63.7 Overall	0:11.60 1400m	1:42.39 [4] (0:19.61)	1:22.78 [11] (0:11.60)	1:11.18 [10] (0:11.71)	0:59.47 [10] (0:11.89)	0:47.58 [10] (0:11.75)	0:35.83 [11] (0:11.90)	0:23.93 [12] (0:11.98)	0:35.83	+5						
5	1	COLLEAGUES Ryan Maloney	11	63.4 1200m	0:11.68 800m	1:42.49 [5] (0:19.22)	1:23.27 [7] (0:11.77)	1:11.50 [9] (0:11.71)	0:59.79 [9] (0:11.83)	0:47.96 [9] (0:11.68)	0:36.28 [9] (0:11.85)	0:24.43 [7] (0:12.16)	0:36.28	+9						
6	7	BRINGME Karl Zechner	9	63.1 1400m	0:11.68 1400m	1:42.50 [6] (0:19.75)	1:22.75 [12] (0:11.68)	1:11.07 [12] (0:11.70)	0:59.37 [12] (0:11.82)	0:47.55 [12] (0:11.70)	0:35.85 [12] (0:11.77)	0:24.08 [11] (0:12.07)	0:35.85	+12						
7	6	MISS CHENERY Mark Du Plessis	1	65.3 Overall	0:11.33 1400m	1:42.52 [7] (0:18.72)	1:23.80 [1] (0:11.33)	1:12.47 [1] (0:11.77)	1:00.70 [1] (0:11.80)	0:48.90 [1] (0:11.67)	0:37.23 [1] (0:11.94)	0:25.29 [1] (0:12.36)	0:37.23	-1						
8	8	REDENTE CHOICE Robbie Dolan	5	64.2 Overall	0:11.53 1400m	1:42.58 [8] (0:19.00)	1:23.58 [4] (0:11.53)	1:12.05 [5] (0:11.79)	1:00.26 [5] (0:11.89)	0:48.37 [5] (0:11.68)	0:36.69 [5] (0:12.00)	0:24.69 [6] (0:12.28)	0:36.69	+8						
9	11	OSAKA MISS Michael Cahill	13	63.5 Overall	0:11.60 1400m	1:42.76 [9] (0:19.90)	1:22.86 [13] (0:11.60)	1:11.26 [13] (0:11.67)	0:59.59 [13] (0:11.83)	0:47.76 [13] (0:11.72)	0:36.04 [13] (0:11.86)	0:24.18 [13] (0:11.91)	0:36.04	+3						
10	2	BETTER NOT BITTER Noriyuki Masuda	8	64.7 Overall	0:11.62 1400m	1:43.35 [10] (0:19.28)	1:24.07 [8] (0:11.62)	1:12.45 [8] (0:11.70)	1:00.75 [8] (0:11.84)	0:48.91 [8] (0:11.76)	0:37.15 [8] (0:12.01)	0:25.14 [9] (0:12.24)	0:37.15	+5						

[] Ranking at each section and finish
 -:-:- No data available at this section
 NA No data available

SCN Saddle cloth number
 DNF Did not finish
 DNT Did not track



Ipswich QLD Professional
Race 2: GRASON PARK Class 3 Handicap (4YO only QTIS bonuses applicable) - 1680m
15 May 2024 - 13:08



Track Rating: Good 4, Weather: Overcast, Rail Position: +4m Entire

Section		Overall	1400m	1200m	1000m	800m	600m	400m	Last 600m
Field Times		1:41.62 (0:18.72)	1:22.90 (0:11.33)	1:11.57 (0:11.77)	0:59.80 (0:11.80)	0:48.00 (0:11.67)	0:36.33 (0:11.94)	0:24.39 (0:12.21)	0:36.33

Rank	TAB	Horse/Jockey	Barrier	Top Speed [km/h]	Fastest Section	Overall	1400m	1200m	1000m	800m	600m	400m	Last 600m	Distance Travelled [m]
11	4	RED DEFCON Cejay Graham	12	66.1 Overall	0:11.46 1400m	1:43.41 [11] (0:18.94)	1:24.47 [3] (0:11.46)	1:13.01 [3] (0:11.82)	1:01.19 [4] (0:11.68)	0:49.51 [3] (0:11.58)	0:37.93 [2] (0:11.95)	0:25.98 [3] (0:12.48)	0:37.93	+9
12	12	LASQUETI BOOM Samantha Collett	6	65.1 1400m	0:11.38 1400m	1:43.97 [12] (0:18.84)	1:25.13 [2] (0:11.38)	1:13.75 [2] (0:11.81)	1:01.94 [2] (0:11.76)	0:50.18 [2] (0:11.71)	0:38.47 [3] (0:12.17)	0:26.30 [4] (0:12.87)	0:38.47	+6
13	10	ELLE MAGIC Damien Thornton	7	64.0 Overall	0:11.57 1400m	1:45.99 [13] (0:19.13)	1:26.86 [6] (0:11.57)	1:15.29 [6] (0:11.73)	1:03.56 [6] (0:11.83)	0:51.73 [6] (0:11.63)	0:40.10 [5] (0:12.20)	0:27.90 [8] (0:13.14)	0:40.10	+14



Ipswich QLD Professional
Race 2: GRASON PARK Class 3 Handicap (4YO only QTIS bonuses applicable) - 1680m
15 May 2024 - 13:08



Track Rating: Good 4, Weather: Overcast, Rail Position: +4m Entire

Section				200m				Last 600m		
Field Times				0:12.18 (0:12.18)				0:36.33		
Rank	TAB	Horse/Jockey	Barrier	Top Speed [km/h]	Fastest Section	Margin			Distance Travelled [m]	
1	3	KENYADA James Orman	4	65.8 200m	0:11.37 1400m	0:12.18 [1] (0:12.18)	1:41.62		0:36.07	
2	5	ARTFUL GIRL Marnu Potgieter	10	63.3 1200m	0:11.68 800m	0:11.99 [7] (0:11.99)	0.59L		0:35.69	+11
3	9	VANCITY Jason Taylor	2	64.2 Overall	0:11.48 1400m	0:12.36 [4] (0:12.36)	0.13L		0:36.40	+1
4	13	CLASSIQUE GAL Angela Jones	3	63.7 Overall	0:11.60 1400m	0:11.95 [8] (0:11.95)	0.05L		0:35.83	+5
5	1	COLLEAGUES Ryan Maloney	11	63.4 1200m	0:11.68 800m	0:12.27 [6] (0:12.27)	0.1L		0:36.28	+9
6	7	BRINGME Karl Zechner	9	63.1 1400m	0:11.68 1400m	0:12.01 [10] (0:12.01)	0.01L		0:35.85	+12
7	6	MISS CHENERY Mark Du Plessis	1	65.3 Overall	0:11.33 1400m	0:12.93 [2] (0:12.93)	0.02L		0:37.23	-1
8	8	REDENTE CHOICE Robbie Dolan	5	64.2 Overall	0:11.53 1400m	0:12.41 [5] (0:12.41)	0.06L		0:36.69	+8
9	11	OSAKA MISS Michael Cahill	13	63.5 Overall	0:11.60 1400m	0:12.27 [11] (0:12.27)	0.18L		0:36.04	+3
10	2	BETTER NOT BITTER Noriyuki Masuda	8	64.7 Overall	0:11.62 1400m	0:12.90 [9] (0:12.90)	0.59L		0:37.15	+5

[] Ranking at each section and finish
 -:-:- No data available at this section
 NA No data available

SCN Saddle cloth number
 DNF Did not finish
 DNT Did not track



Ipswich QLD Professional
Race 2: GRASON PARK Class 3 Handicap (4YO only QTIS bonuses applicable) - 1680m
15 May 2024 - 13:08



Track Rating: Good 4, Weather: Overcast, Rail Position: +4m Entire

Section				200m				Last 600m		
Field Times				0:12.18 (0:12.18)				0:36.33		
Rank	TAB	Horse/Jockey	Barrier	Top Speed [km/h]	Fastest Section	Margin			Distance Travelled [m]	
11	4	RED DEFCON	12	66.1	0:11.46	0:13.50 [3]	0.06L		0:37.93	+9
		Cejay Graham		Overall	1400m	(0:13.50)				
12	12	LASQUETI BOOM	6	65.1	0:11.38	0:13.43 [12]	0.56L		0:38.47	+6
		Samantha Collett		1400m	1400m	(0:13.43)				
13	10	ELLE MAGIC	7	64.0	0:11.57	0:14.76 [13]	2.02L		0:40.10	+14
		Damien Thornton		Overall	1400m	(0:14.76)				



Horse/Jockey Name	Kenyada
Final Rank	1
Fastest Section Time (Section)	0:11.37 (1400m)
Top Speed [km/h] (Section)	65.8 (200m)
Race State	Finished



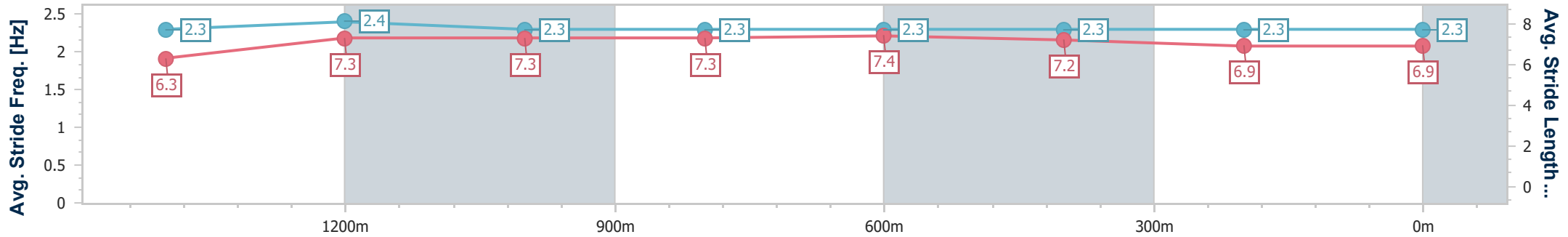
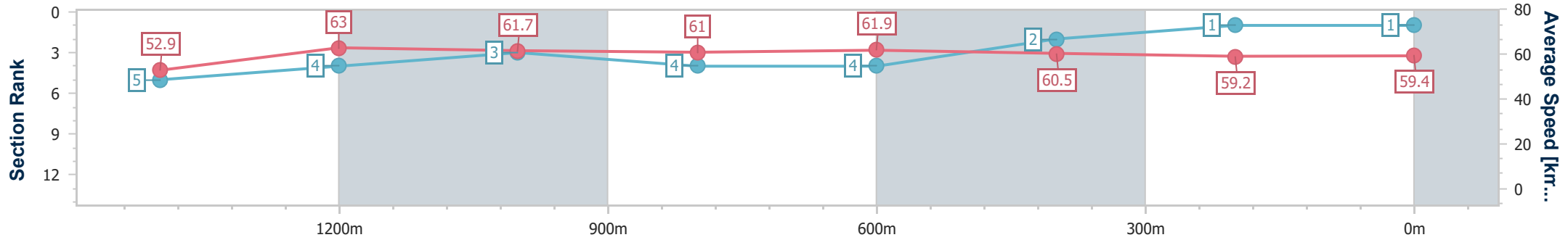
Ipswich QLD Professional
 Race 2: GRASON PARK Class 3 Handicap (4YO only QTIS
 bonuses applicable) - 1680m



15 May 2024 - 13:08

Track Rating: Good 4, Weather: Overcast, Rail Position: +4m Entire

Section	Overall	1400m	1200m	1000m	800m	600m	400m	200m
Section Times	1:41.62 [1] (0:19.05)	1:22.57 [5] (0:11.37)	1:11.20 [4] (0:11.69)	0:59.51 [3] (0:11.81)	0:47.70 [4] (0:11.63)	0:36.07 [4] (0:11.81)	0:24.26 [2] (0:12.08)	0:12.18 [1] (0:12.18)
Average Speed [km/h]	52.9	63.0	61.7	61.0	61.9	60.5	59.2	59.4
Top Speed [km/h]	64.1	64.0	63.0	61.5	62.4	61.9	61.3	65.8
Avg. Dist. to Rail [m]	2.7	0.5	0.3	0.8	0.6	1.2	1.6	3.0
Avg. Stride Freq. [Hz]	2.3	2.4	2.3	2.3	2.3	2.3	2.3	2.3
Avg. Stride Length [m]	6.3	7.3	7.3	7.3	7.4	7.2	6.9	6.9



- [] Ranking at each section and finish
- .-.- No data available at this section
- NA No data available



Horse/Jockey Name	Artful Girl
Final Rank	2
Fastest Section Time (Section)	0:11.68 (800m)
Top Speed [km/h] (Section)	63.3 (1200m)
Race State	Finished



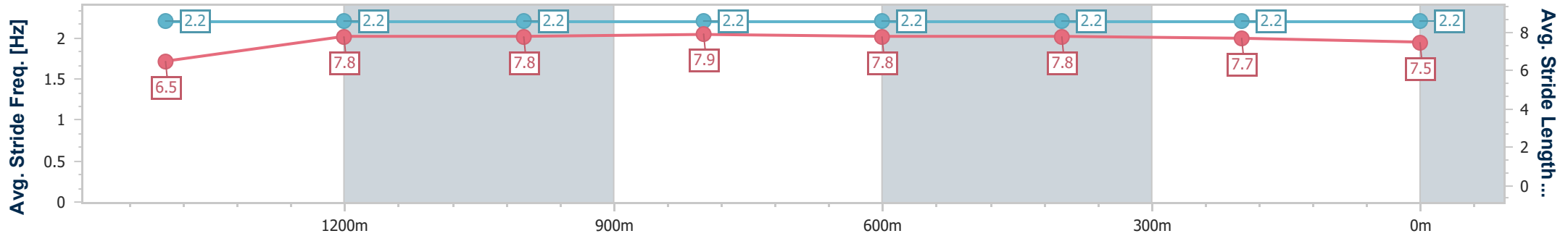
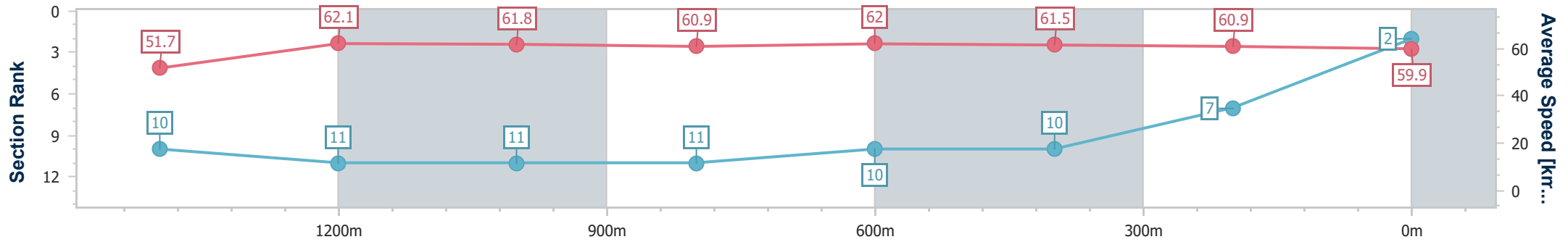
Ipswich QLD Professional
 Race 2: GRASON PARK Class 3 Handicap (4YO only QTIS
 bonuses applicable) - 1680m



15 May 2024 - 13:08

Track Rating: Good 4, Weather: Overcast, Rail Position: +4m Entire

Section	Overall	1400m	1200m	1000m	800m	600m	400m	200m
Section Times	1:42.21 [2] (0:19.53)	1:22.68 [10] (0:11.70)	1:10.98 [11] (0:11.72)	0:59.26 [11] (0:11.89)	0:47.37 [11] (0:11.68)	0:35.69 [10] (0:11.76)	0:23.93 [10] (0:11.94)	0:11.99 [7] (0:11.99)
Average Speed [km/h]	51.7	62.1	61.8	60.9	62.0	61.5	60.9	59.9
Top Speed [km/h]	63.2	63.1	63.3	62.1	62.9	62.5	61.9	61.1
Avg. Dist. to Rail [m]	7.4	2.1	1.9	1.8	1.1	1.1	3.5	6.0
Avg. Stride Freq. [Hz]	2.2	2.2	2.2	2.2	2.2	2.2	2.2	2.2
Avg. Stride Length [m]	6.5	7.8	7.8	7.9	7.8	7.8	7.7	7.5



- [] Ranking at each section and finish
- .-.- No data available at this section
- NA No data available



Horse/Jockey Name	Vancity
Final Rank	3
Fastest Section Time (Section)	0:11.48 (1400m)
Top Speed [km/h] (Section)	64.2 (Overall)
Race State	Finished



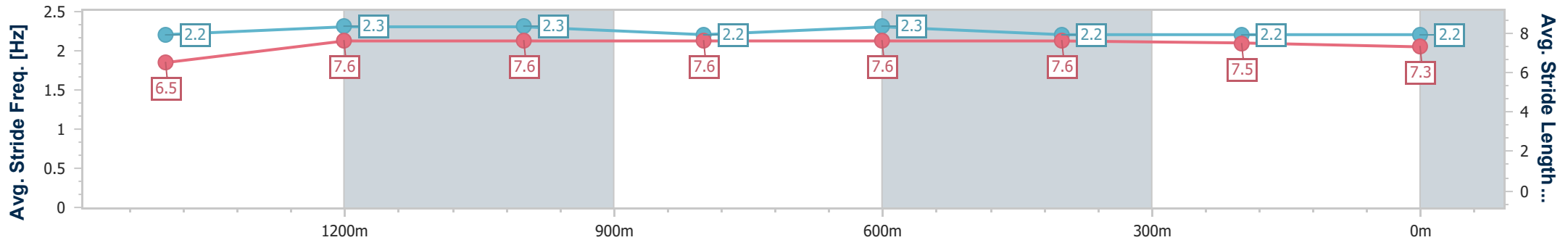
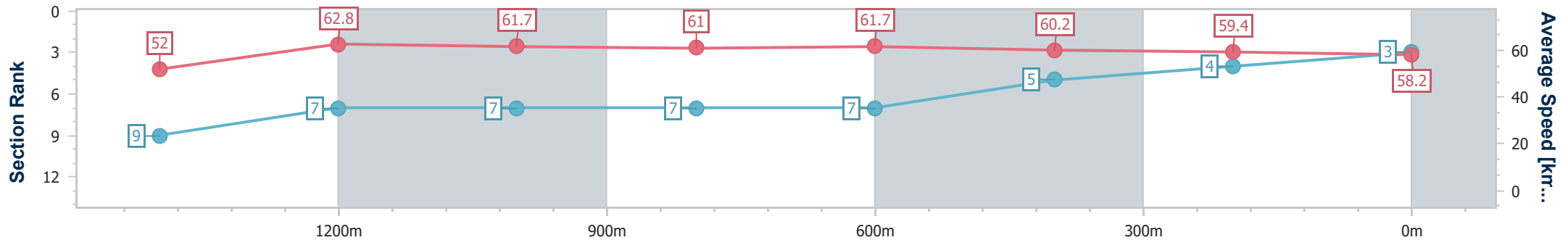
Ipswich QLD Professional
 Race 2: GRASON PARK Class 3 Handicap (4YO only QTIS
 bonuses applicable) - 1680m



15 May 2024 - 13:08

Track Rating: Good 4, Weather: Overcast, Rail Position: +4m Entire

Section	Overall	1400m	1200m	1000m	800m	600m	400m	200m
Section Times	1:42.34 [3] (0:19.36)	1:22.98 [9] (0:11.48)	1:11.50 [7] (0:11.69)	0:59.81 [7] (0:11.80)	0:48.01 [7] (0:11.61)	0:36.40 [7] (0:11.90)	0:24.50 [5] (0:12.14)	0:12.36 [4] (0:12.36)
Average Speed [km/h]	52.0	62.8	61.7	61.0	61.7	60.2	59.4	58.2
Top Speed [km/h]	64.2	63.7	62.8	61.6	62.6	61.4	59.9	59.8
Avg. Dist. to Rail [m]	1.4	0.1	0.2	0.2	0.5	0.7	1.7	3.5
Avg. Stride Freq. [Hz]	2.2	2.3	2.3	2.2	2.3	2.2	2.2	2.2
Avg. Stride Length [m]	6.5	7.6	7.6	7.6	7.6	7.6	7.5	7.3



- [] Ranking at each section and finish
- .-.- No data available at this section
- NA No data available



Horse/Jockey Name	Classique Gal
Final Rank	4
Fastest Section Time (Section)	0:11.60 (1400m)
Top Speed [km/h] (Section)	63.7 (Overall)
Race State	Finished



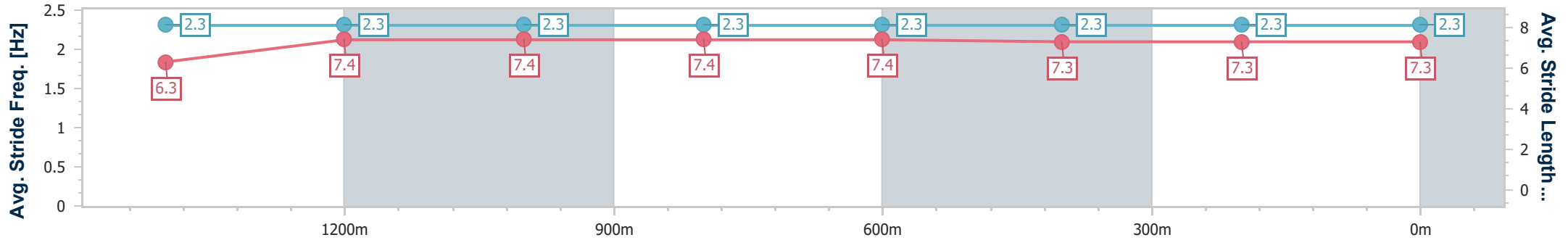
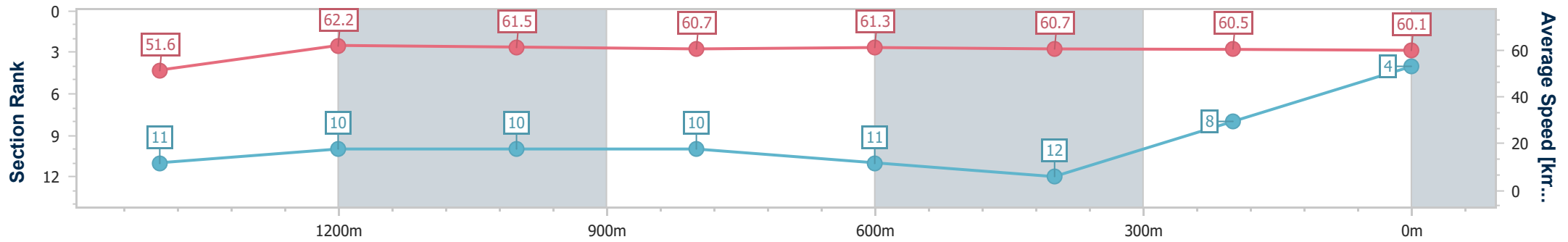
Ipswich QLD Professional
 Race 2: GRASON PARK Class 3 Handicap (4YO only QTIS
 bonuses applicable) - 1680m



15 May 2024 - 13:08

Track Rating: Good 4, Weather: Overcast, Rail Position: +4m Entire

Section	Overall	1400m	1200m	1000m	800m	600m	400m	200m
Section Times	1:42.39 [4] (0:19.61)	1:22.78 [11] (0:11.60)	1:11.18 [10] (0:11.71)	0:59.47 [10] (0:11.89)	0:47.58 [10] (0:11.75)	0:35.83 [11] (0:11.90)	0:23.93 [12] (0:11.98)	0:11.95 [8] (0:11.95)
Average Speed [km/h]	51.6	62.2	61.5	60.7	61.3	60.7	60.5	60.1
Top Speed [km/h]	63.7	63.5	62.3	61.8	62.1	61.8	61.0	61.0
Avg. Dist. to Rail [m]	2.5	0.8	0.6	0.5	0.2	0.6	2.4	6.9
Avg. Stride Freq. [Hz]	2.3	2.3	2.3	2.3	2.3	2.3	2.3	2.3
Avg. Stride Length [m]	6.3	7.4	7.4	7.4	7.4	7.3	7.3	7.3



- [] Ranking at each section and finish
- .-.- No data available at this section
- NA No data available



Horse/Jockey Name	Colleagues
Final Rank	5
Fastest Section Time (Section)	0:11.68 (800m)
Top Speed [km/h] (Section)	63.4 (1200m)
Race State	Finished



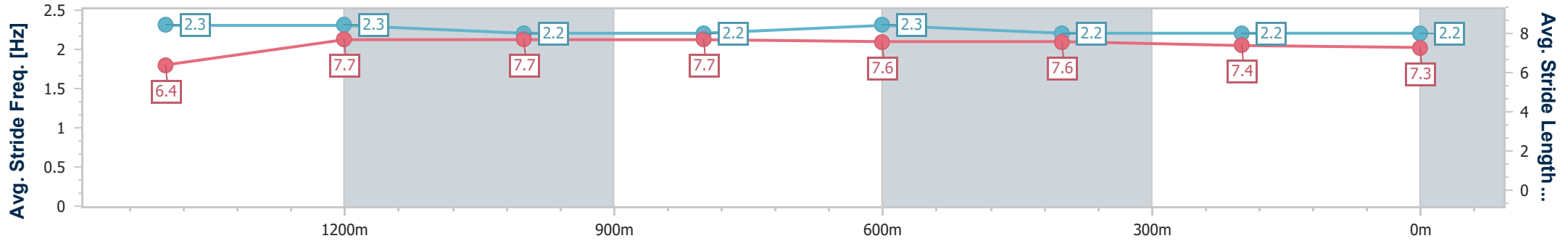
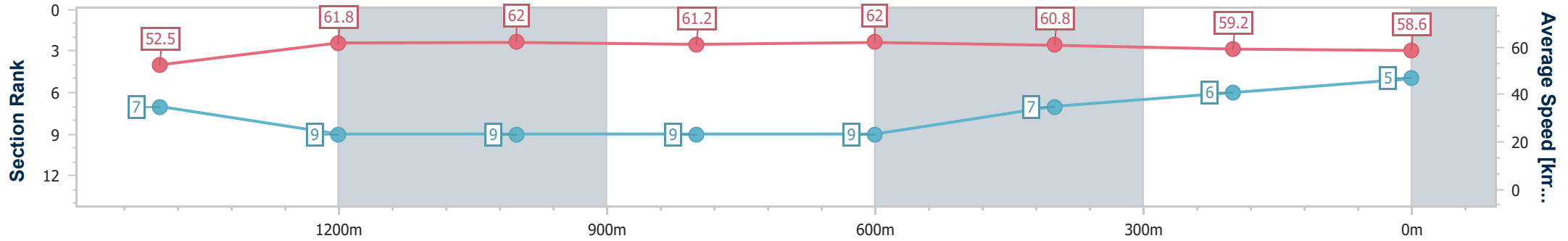
Ipswich QLD Professional
 Race 2: GRASON PARK Class 3 Handicap (4YO only QTIS
 bonuses applicable) - 1680m



15 May 2024 - 13:08

Track Rating: Good 4, Weather: Overcast, Rail Position: +4m Entire

Section	Overall	1400m	1200m	1000m	800m	600m	400m	200m
Section Times	1:42.49 [5] (0:19.22)	1:23.27 [7] (0:11.77)	1:11.50 [9] (0:11.71)	0:59.79 [9] (0:11.83)	0:47.96 [9] (0:11.68)	0:36.28 [9] (0:11.85)	0:24.43 [7] (0:12.16)	0:12.27 [6] (0:12.27)
Average Speed [km/h]	52.5	61.8	62.0	61.2	62.0	60.8	59.2	58.6
Top Speed [km/h]	63.1	62.9	63.4	62.1	62.7	62.7	61.0	60.2
Avg. Dist. to Rail [m]	7.7	2.7	2.0	1.9	1.1	0.5	0.6	1.3
Avg. Stride Freq. [Hz]	2.3	2.3	2.2	2.2	2.3	2.2	2.2	2.2
Avg. Stride Length [m]	6.4	7.7	7.7	7.7	7.6	7.6	7.4	7.3



- [] Ranking at each section and finish
- .-.- No data available at this section
- NA No data available



Horse/Jockey Name	Bringme
Final Rank	6
Fastest Section Time (Section)	0:11.68 (1400m)
Top Speed [km/h] (Section)	63.1 (1400m)
Race State	Finished



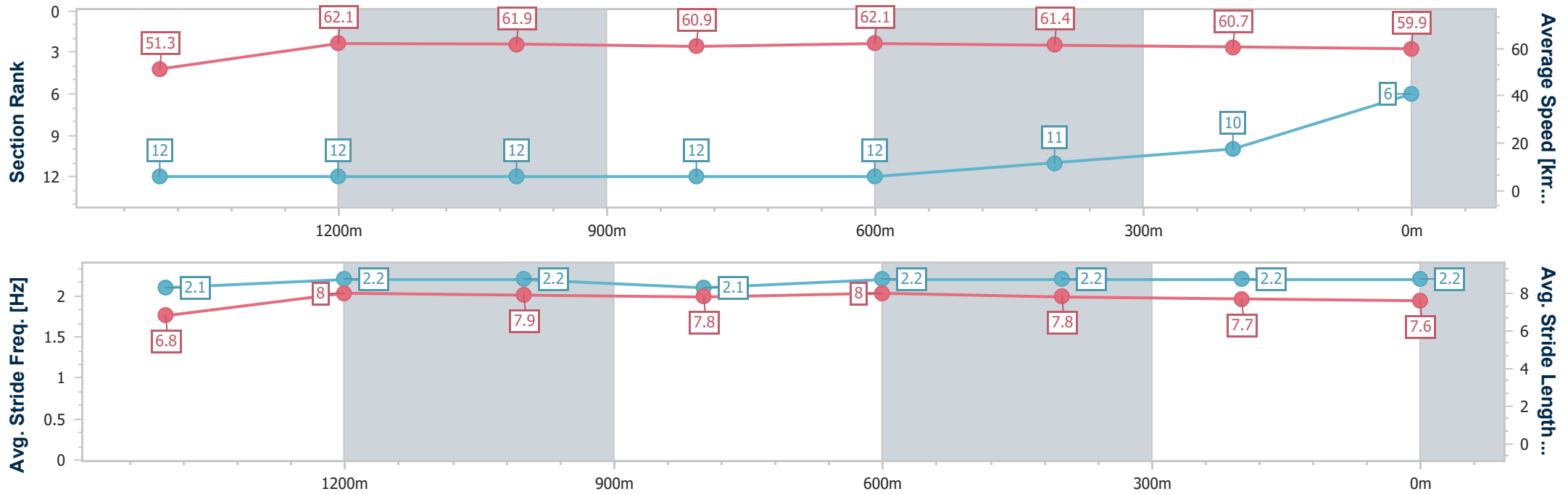
Ipswich QLD Professional
 Race 2: GRASON PARK Class 3 Handicap (4YO only QTIS
 bonuses applicable) - 1680m



15 May 2024 - 13:08

Track Rating: Good 4, Weather: Overcast, Rail Position: +4m Entire

Section	Overall	1400m	1200m	1000m	800m	600m	400m	200m
Section Times	1:42.50 [6] (0:19.75)	1:22.75 [12] (0:11.68)	1:11.07 [12] (0:11.70)	0:59.37 [12] (0:11.82)	0:47.55 [12] (0:11.70)	0:35.85 [12] (0:11.77)	0:24.08 [11] (0:12.07)	0:12.01 [10] (0:12.01)
Average Speed [km/h]	51.3	62.1	61.9	60.9	62.1	61.4	60.7	59.9
Top Speed [km/h]	63.0	63.1	63.0	62.8	62.8	62.4	61.3	61.1
Avg. Dist. to Rail [m]	6.0	1.6	1.6	1.6	1.0	1.2	4.9	8.8
Avg. Stride Freq. [Hz]	2.1	2.2	2.2	2.1	2.2	2.2	2.2	2.2
Avg. Stride Length [m]	6.8	8.0	7.9	7.8	8.0	7.8	7.7	7.6



- [] Ranking at each section and finish
- .-.- No data available at this section
- NA No data available



Horse/Jockey Name	Miss Chenery
Final Rank	7
Fastest Section Time (Section)	0:11.33 (1400m)
Top Speed [km/h] (Section)	65.3 (Overall)
Race State	Finished



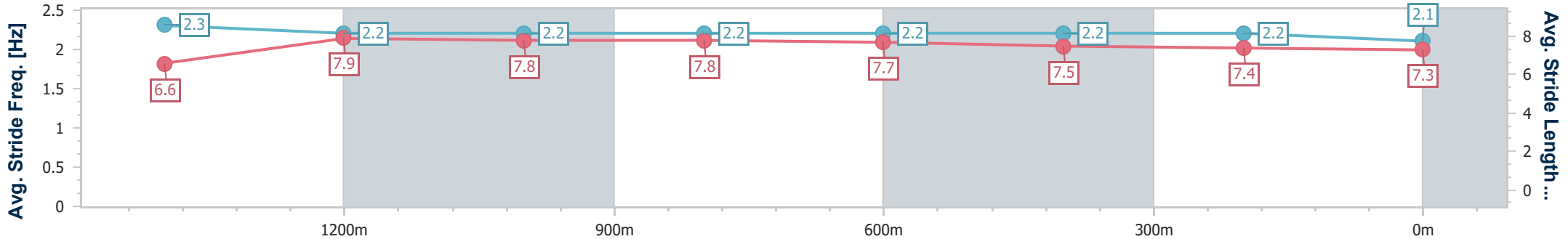
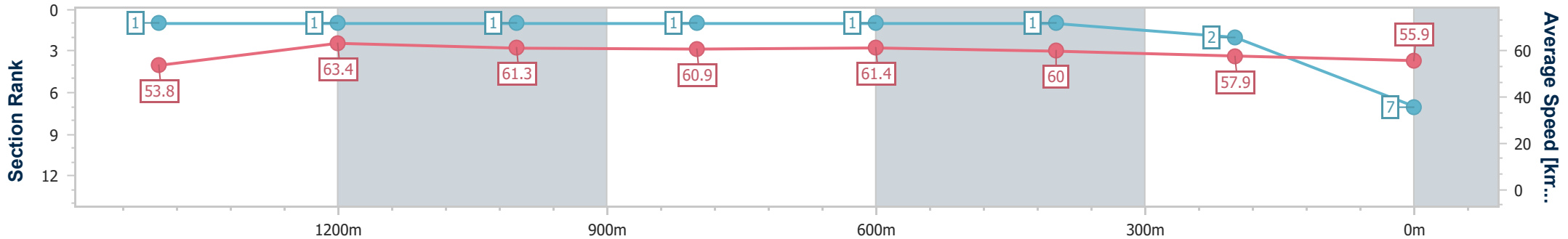
Ipswich QLD Professional
 Race 2: GRASON PARK Class 3 Handicap (4YO only QTIS
 bonuses applicable) - 1680m



15 May 2024 - 13:08

Track Rating: Good 4, Weather: Overcast, Rail Position: +4m Entire

Section	Overall	1400m	1200m	1000m	800m	600m	400m	200m
Section Times	1:42.52 [7] (0:18.72)	1:23.80 [1] (0:11.33)	1:12.47 [1] (0:11.77)	1:00.70 [1] (0:11.80)	0:48.90 [1] (0:11.67)	0:37.23 [1] (0:11.94)	0:25.29 [1] (0:12.36)	0:12.93 [2] (0:12.93)
Average Speed [km/h]	53.8	63.4	61.3	60.9	61.4	60.0	57.9	55.9
Top Speed [km/h]	65.3	64.8	62.0	61.7	62.2	61.8	59.0	57.0
Avg. Dist. to Rail [m]	1.4	0.4	0.1	0.2	0.8	1.0	1.3	0.7
Avg. Stride Freq. [Hz]	2.3	2.2	2.2	2.2	2.2	2.2	2.2	2.1
Avg. Stride Length [m]	6.6	7.9	7.8	7.8	7.7	7.5	7.4	7.3



- [] Ranking at each section and finish
- .-.- No data available at this section
- NA No data available



Horse/Jockey Name	Redente Choice
Final Rank	8
Fastest Section Time (Section)	0:11.53 (1400m)
Top Speed [km/h] (Section)	64.2 (Overall)
Race State	Finished



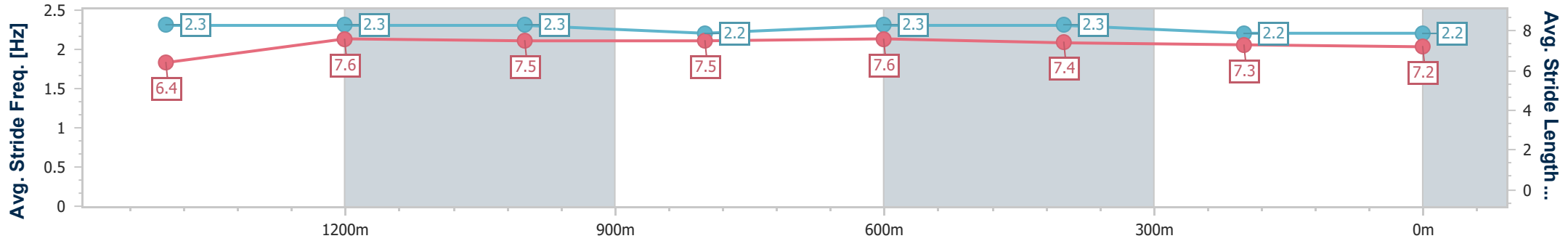
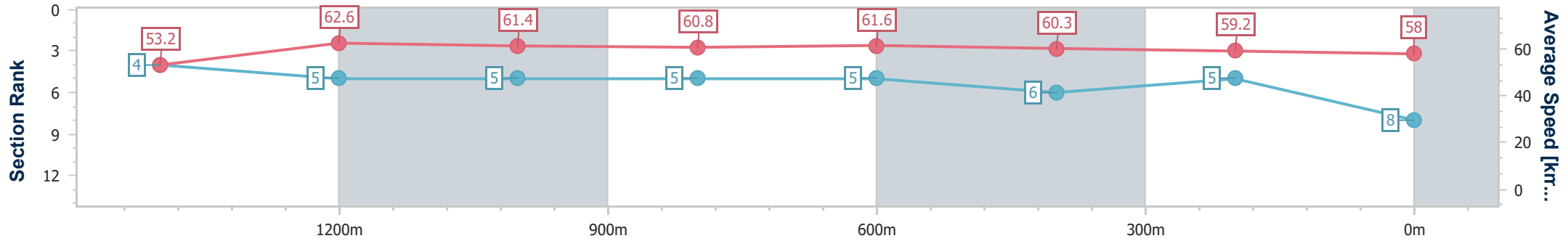
Ipswich QLD Professional
 Race 2: GRASON PARK Class 3 Handicap (4YO only QTIS
 bonuses applicable) - 1680m



15 May 2024 - 13:08

Track Rating: Good 4, Weather: Overcast, Rail Position: +4m Entire

Section	Overall	1400m	1200m	1000m	800m	600m	400m	200m					
Section Times	1:42.58 [8] (0:19.00)	1:23.58 [4] (0:11.53)	1:12.05 [5] (0:11.79)	1:00.26 [5] (0:11.89)	0:48.37 [5] (0:11.68)	0:36.69 [5] (0:12.00)	0:24.69 [6] (0:12.28)	0:12.41 [5] (0:12.41)					
Average Speed [km/h]	53.2	62.6	61.4	60.8	61.6	60.3	59.2	58.0					
Top Speed [km/h]	64.2	63.5	63.0	61.3	62.4	62.0	59.9	59.3					
Avg. Dist. to Rail [m]	4.1	1.2	1.1	1.2	0.4	1.0	2.9	4.5					
Avg. Stride Freq. [Hz]	2.3	2.3	2.3	2.2	2.3	2.3	2.2	2.2					
Avg. Stride Length [m]	6.4	7.6	7.5	7.5	7.6	7.4	7.3	7.2					



- [] Ranking at each section and finish
- .-.- No data available at this section
- NA No data available



Horse/Jockey Name	Osaka Miss
Final Rank	9
Fastest Section Time (Section)	0:11.60 (1400m)
Top Speed [km/h] (Section)	63.5 (Overall)
Race State	Finished



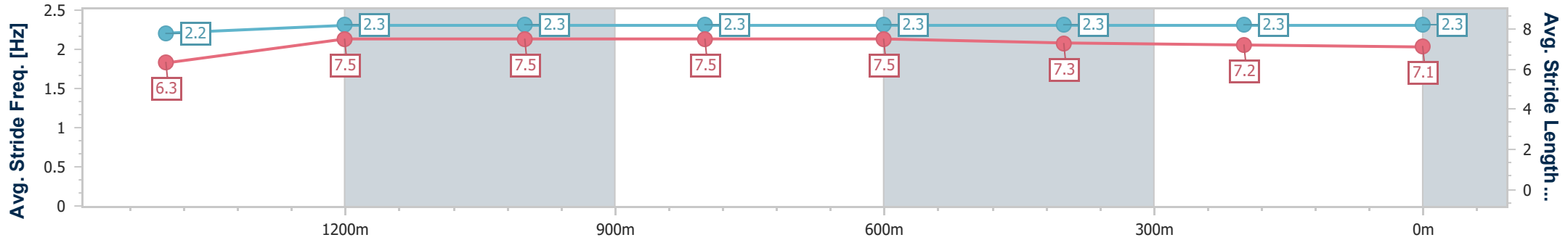
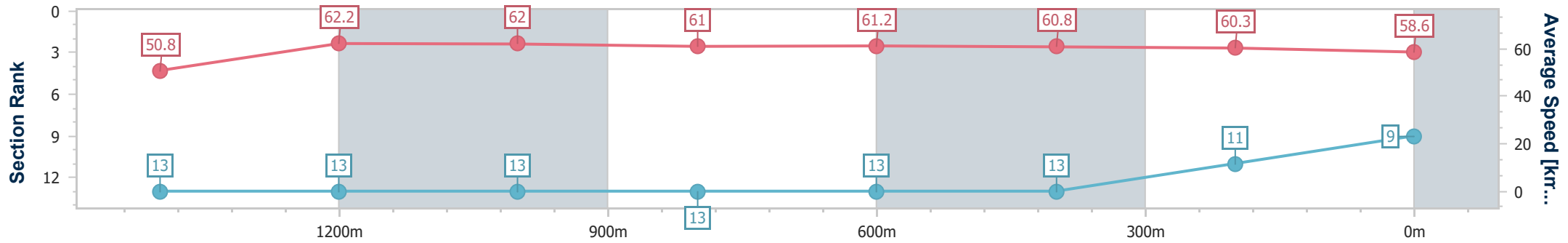
Ipswich QLD Professional
 Race 2: GRASON PARK Class 3 Handicap (4YO only QTIS
 bonuses applicable) - 1680m



15 May 2024 - 13:08

Track Rating: Good 4, Weather: Overcast, Rail Position: +4m Entire

Section	Overall	1400m	1200m	1000m	800m	600m	400m	200m					
Section Times	1:42.76 [9] (0:19.90)	1:22.86 [13] (0:11.60)	1:11.26 [13] (0:11.67)	0:59.59 [13] (0:11.83)	0:47.76 [13] (0:11.72)	0:36.04 [13] (0:11.86)	0:24.18 [13] (0:11.91)	0:12.27 [11] (0:12.27)					
Average Speed [km/h]	50.8	62.2	62.0	61.0	61.2	60.8	60.3	58.6					
Top Speed [km/h]	63.5	63.3	63.1	62.1	62.0	61.8	61.2	60.4					
Avg. Dist. to Rail [m]	7.8	0.8	0.7	0.6	0.2	0.5	0.7	2.3					
Avg. Stride Freq. [Hz]	2.2	2.3	2.3	2.3	2.3	2.3	2.3	2.3					
Avg. Stride Length [m]	6.3	7.5	7.5	7.5	7.5	7.3	7.2	7.1					



- [] Ranking at each section and finish
- .-.- No data available at this section
- NA No data available



Horse/Jockey Name	Better Not Bitter
Final Rank	10
Fastest Section Time (Section)	0:11.62 (1400m)
Top Speed [km/h] (Section)	64.7 (Overall)
Race State	Finished



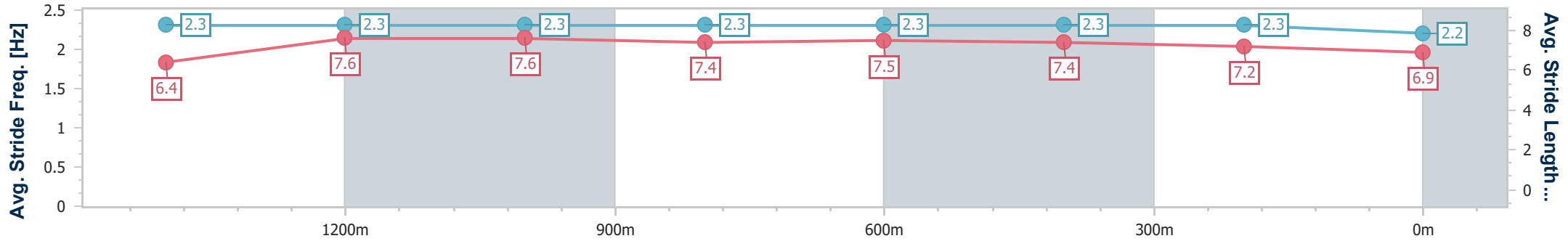
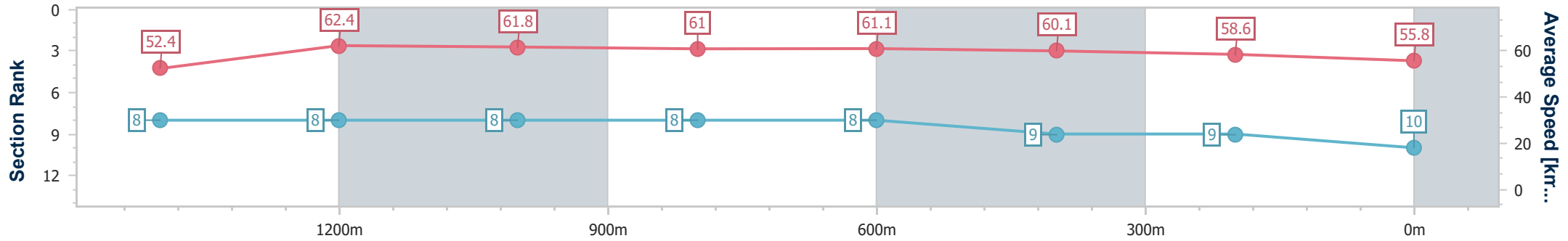
Ipswich QLD Professional
 Race 2: GRASON PARK Class 3 Handicap (4YO only QTIS
 bonuses applicable) - 1680m



15 May 2024 - 13:08

Track Rating: Good 4, Weather: Overcast, Rail Position: +4m Entire

Section	Overall	1400m	1200m	1000m	800m	600m	400m	200m					
Section Times	1:43.35 [10] (0:19.28)	1:24.07 [8] (0:11.62)	1:12.45 [8] (0:11.70)	1:00.75 [8] (0:11.84)	0:48.91 [8] (0:11.76)	0:37.15 [8] (0:12.01)	0:25.14 [9] (0:12.24)	0:12.90 [9] (0:12.90)					
Average Speed [km/h]	52.4	62.4	61.8	61.0	61.1	60.1	58.6	55.8					
Top Speed [km/h]	64.7	63.6	63.3	61.6	61.8	61.3	58.9	58.4					
Avg. Dist. to Rail [m]	5.8	1.3	1.2	1.1	0.4	0.4	0.9	1.0					
Avg. Stride Freq. [Hz]	2.3	2.3	2.3	2.3	2.3	2.3	2.3	2.2					
Avg. Stride Length [m]	6.4	7.6	7.6	7.4	7.5	7.4	7.2	6.9					



- [] Ranking at each section and finish
- .-.- No data available at this section
- NA No data available



Horse/Jockey Name	Red Defcon
Final Rank	11
Fastest Section Time (Section)	0:11.46 (1400m)
Top Speed [km/h] (Section)	66.1 (Overall)
Race State	Finished



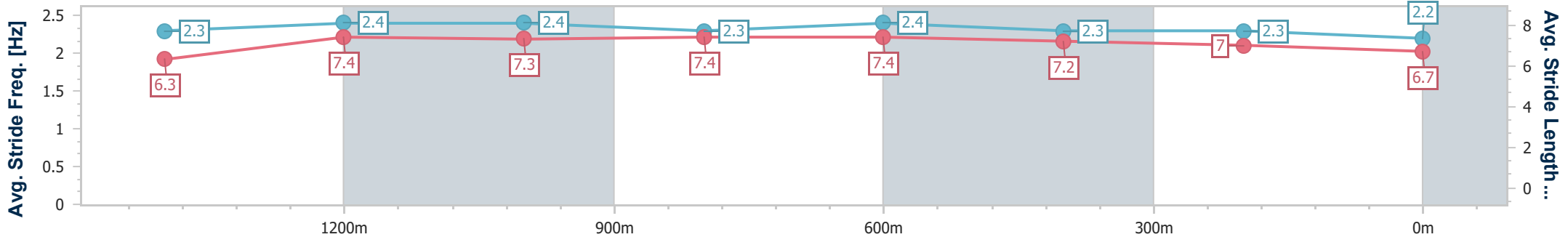
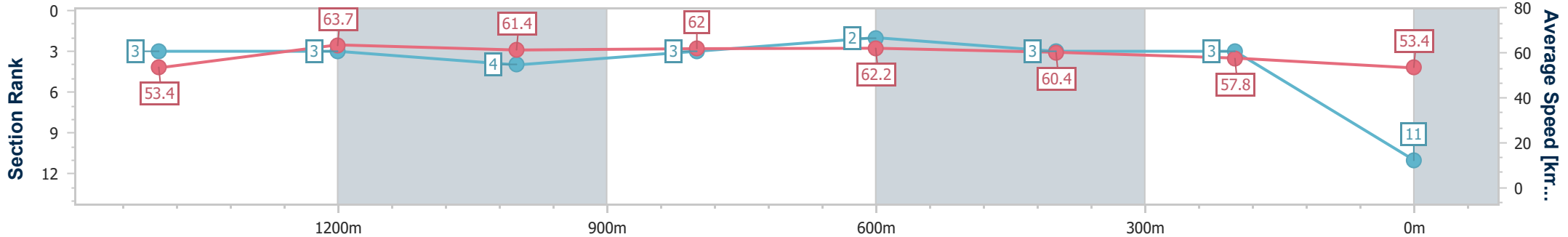
Ipswich QLD Professional
 Race 2: GRASON PARK Class 3 Handicap (4YO only QTIS
 bonuses applicable) - 1680m



15 May 2024 - 13:08

Track Rating: Good 4, Weather: Overcast, Rail Position: +4m Entire

Section	Overall	1400m	1200m	1000m	800m	600m	400m	200m
Section Times	1:43.41 [11] (0:18.94)	1:24.47 [3] (0:11.46)	1:13.01 [3] (0:11.82)	1:01.19 [4] (0:11.68)	0:49.51 [3] (0:11.58)	0:37.93 [2] (0:11.95)	0:25.98 [3] (0:12.48)	0:13.50 [3] (0:13.50)
Average Speed [km/h]	53.4	63.7	61.4	62.0	62.2	60.4	57.8	53.4
Top Speed [km/h]	66.1	64.8	63.5	63.4	63.6	61.9	59.2	55.7
Avg. Dist. to Rail [m]	9.0	2.7	2.2	1.7	1.1	0.6	0.7	0.5
Avg. Stride Freq. [Hz]	2.3	2.4	2.4	2.3	2.4	2.3	2.3	2.2
Avg. Stride Length [m]	6.3	7.4	7.3	7.4	7.4	7.2	7.0	6.7



- [] Ranking at each section and finish
- .-.- No data available at this section
- NA No data available



Horse/Jockey Name	Lasqueti Boom
Final Rank	12
Fastest Section Time (Section)	0:11.38 (1400m)
Top Speed [km/h] (Section)	65.1 (1400m)
Race State	Finished



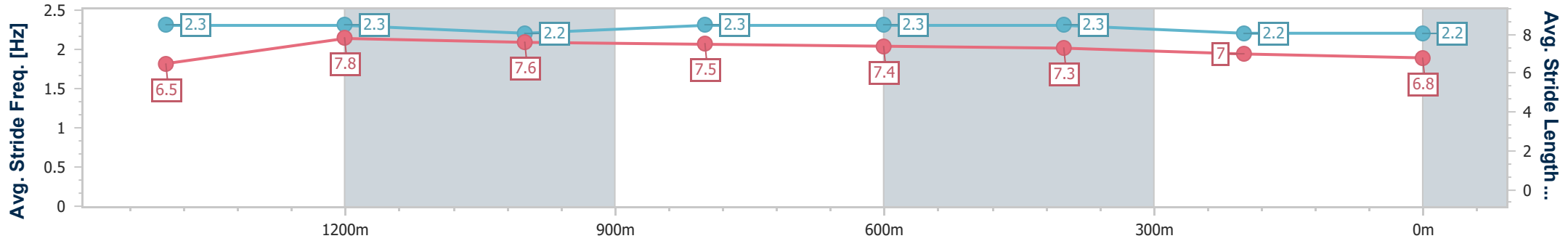
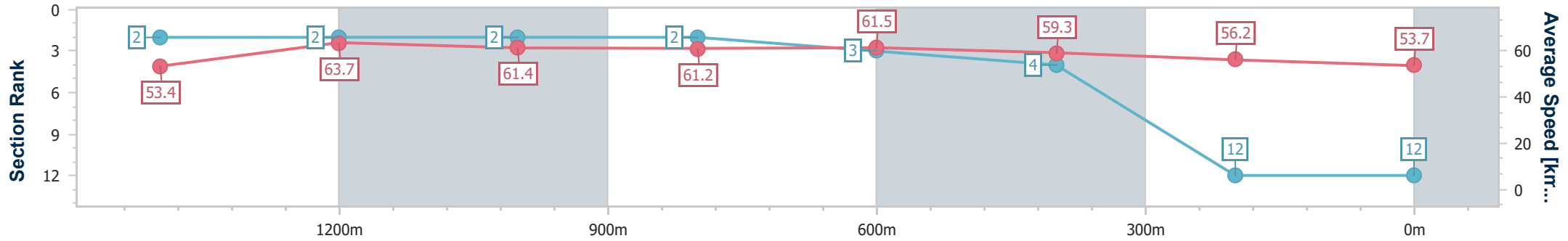
Ipswich QLD Professional
 Race 2: GRASON PARK Class 3 Handicap (4YO only QTIS
 bonuses applicable) - 1680m



15 May 2024 - 13:08

Track Rating: Good 4, Weather: Overcast, Rail Position: +4m Entire

Section	Overall	1400m	1200m	1000m	800m	600m	400m	200m
Section Times	1:43.97 [12] (0:18.84)	1:25.13 [2] (0:11.38)	1:13.75 [2] (0:11.81)	1:01.94 [2] (0:11.76)	0:50.18 [2] (0:11.71)	0:38.47 [3] (0:12.17)	0:26.30 [4] (0:12.87)	0:13.43 [12] (0:13.43)
Average Speed [km/h]	53.4	63.7	61.4	61.2	61.5	59.3	56.2	53.7
Top Speed [km/h]	65.1	65.1	62.5	62.1	62.7	61.2	57.8	55.1
Avg. Dist. to Rail [m]	5.1	1.3	1.0	0.8	0.4	0.4	1.6	4.2
Avg. Stride Freq. [Hz]	2.3	2.3	2.2	2.3	2.3	2.3	2.2	2.2
Avg. Stride Length [m]	6.5	7.8	7.6	7.5	7.4	7.3	7.0	6.8



- [] Ranking at each section and finish
- .-.- No data available at this section
- NA No data available



Horse/Jockey Name	Elle Magic
Final Rank	13
Fastest Section Time (Section)	0:11.57 (1400m)
Top Speed [km/h] (Section)	64.0 (Overall)
Race State	Finished



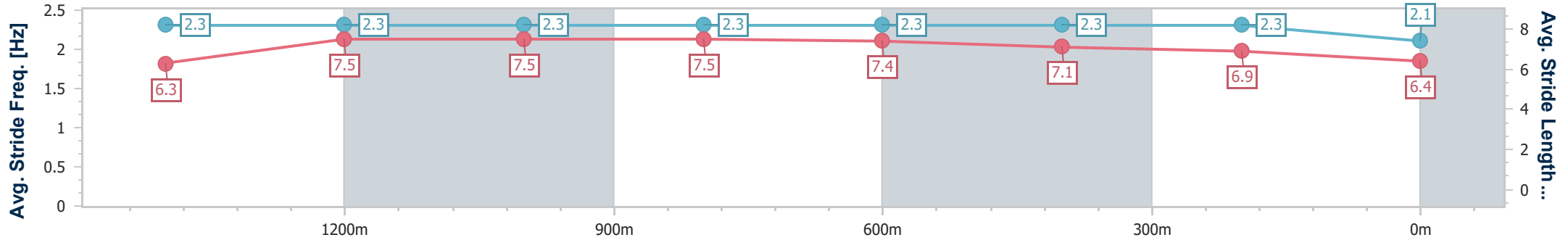
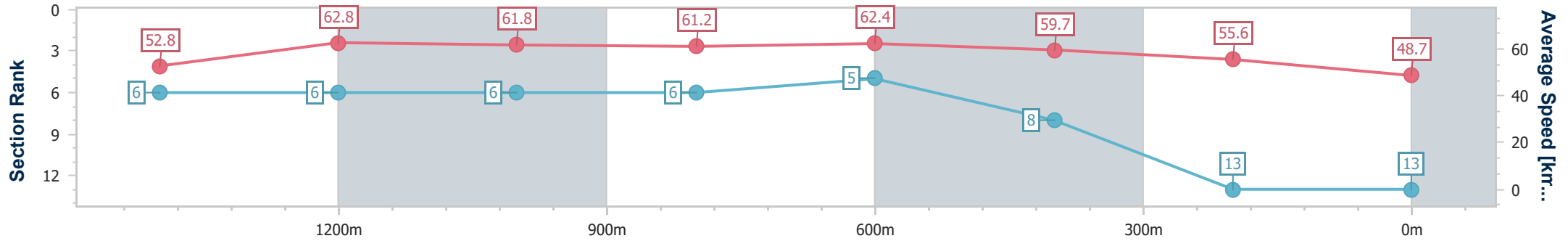
Ipswich QLD Professional
 Race 2: GRASON PARK Class 3 Handicap (4YO only QTIS
 bonuses applicable) - 1680m



15 May 2024 - 13:08

Track Rating: Good 4, Weather: Overcast, Rail Position: +4m Entire

Section	Overall	1400m	1200m	1000m	800m	600m	400m	200m
Section Times	1:45.99 [13] (0:19.13)	1:26.86 [6] (0:11.57)	1:15.29 [6] (0:11.73)	1:03.56 [6] (0:11.83)	0:51.73 [6] (0:11.63)	0:40.10 [5] (0:12.20)	0:27.90 [8] (0:13.14)	0:14.76 [13] (0:14.76)
Average Speed [km/h]	52.8	62.8	61.8	61.2	62.4	59.7	55.6	48.7
Top Speed [km/h]	64.0	63.6	63.6	62.6	63.0	62.7	57.0	52.2
Avg. Dist. to Rail [m]	5.6	1.8	2.2	2.3	1.6	3.0	4.0	3.8
Avg. Stride Freq. [Hz]	2.3	2.3	2.3	2.3	2.3	2.3	2.3	2.1
Avg. Stride Length [m]	6.3	7.5	7.5	7.5	7.4	7.1	6.9	6.4



- [] Ranking at each section and finish
- .-.- No data available at this section
- NA No data available