

# Rockhampton QLD Professional

## Race 5: Diageo Pty Ltd BM65 Handicap - 1200m

14 May 2024 - 16:12

Track Rating: Good 4, Weather: Fine, Rail Position: +4.5m Entire

Section		Overall										Last 600m	
Field Times		1:09.01										0:34.24	
		(0:12.58)											
		0:56.43											
		(0:10.81)											
		0:45.62											
		(0:11.38)											
		0:34.24											
		(0:10.96)											
		0:23.28											
		(0:11.40)											
		0:11.88											
		(0:11.88)											
Rank	TAB	Horse/Jockey	Barrier	Top Speed [km/h]	Fastest Section	Overall	1000m	800m	600m	400m	200m	Margin	Distance Travelled [m]
1	8	FROSTY BEAR	4	68.1	0:10.90	1:09.01 [1]	0:55.80 [9]	0:44.75 [7]	0:33.56 [6]	0:22.66 [6]	0:11.75 [3]	1:09.01	0:33.56
		Georgina Cartwright		400m	600m	(0:13.21)	(0:11.05)	(0:11.19)	(0:10.90)	(0:10.91)	(0:11.75)		
2	2	FIGHTING IDOL	2	67.0	0:10.82	1:09.43 [2]	0:56.44 [5]	0:45.43 [6]	0:34.03 [5]	0:23.21 [4]	0:12.05 [4]	0.42L	0:34.03 +5
		Justin Stanley		600m	600m	(0:12.99)	(0:11.01)	(0:11.40)	(0:10.82)	(0:11.16)	(0:12.05)		
3	6	KEFALONIA	10	66.5	0:10.89	1:09.51 [3]	0:56.13 [11]	0:44.83 [12]	0:33.53 [11]	0:22.52 [10]	0:11.63 [7]	0.08L	0:33.53 +5
		Brooke Johnson		400m	400m	(0:13.38)	(0:11.30)	(0:11.30)	(0:11.01)	(0:10.89)	(0:11.63)		
4	9	SHADOWAY DRIVE	5	68.4	0:10.81	1:09.54 [4]	0:56.96 [1]	0:46.15 [1]	0:34.77 [1]	0:23.81 [1]	0:12.35 [2]	0.03L	0:34.77 +4
		Chris Whiteley		1000m	1000m	(0:12.58)	(0:10.81)	(0:11.38)	(0:10.96)	(0:11.46)	(0:12.35)		
5	1	BARNEY RABBLE	7	68.1	0:10.69	1:09.79 [5]	0:57.02 [3]	0:46.33 [2]	0:35.01 [3]	0:23.98 [2]	0:12.66 [1]	0.25L	0:35.01 +4
		Ryan Wiggins		1000m	1000m	(0:12.77)	(0:10.69)	(0:11.32)	(0:11.03)	(0:11.32)	(0:12.66)		
6	10	SO YOU BATTLE	1	66.7	0:11.02	1:09.83 [6]	0:56.85 [4]	0:45.83 [5]	0:34.52 [4]	0:23.50 [5]	0:12.29 [6]	0.04L	0:34.52 +1
		Jackson Murphy		1000m	1000m	(0:12.98)	(0:11.02)	(0:11.31)	(0:11.02)	(0:11.21)	(0:12.29)		
7	11	STREET GOD	8	66.9	0:10.96	1:09.87 [7]	0:56.63 [10]	0:45.51 [8]	0:34.04 [8]	0:23.08 [8]	0:11.89 [8]	0.04L	0:34.04 +2
		Melea Castle		1000m	600m	(0:13.24)	(0:11.12)	(0:11.47)	(0:10.96)	(0:11.19)	(0:11.89)		
8	5	OLIGARCHY	3	66.9	0:10.88	1:10.29 [8]	0:57.55 [2]	0:46.67 [3]	0:35.52 [2]	0:24.37 [3]	0:12.89 [5]	0.42L	0:35.52 -4
		Ashley Butler		1000m	1000m	(0:12.74)	(0:10.88)	(0:11.15)	(0:11.15)	(0:11.48)	(0:12.89)		
9	4	KAHAYLAAN	6	67.4	0:10.98	1:10.31 [9]	0:57.30 [6]	0:46.32 [4]	0:34.72 [7]	0:23.64 [7]	0:12.30 [9]	0.02L	0:34.72 +11
		Tahlia Fenlon		1000m	1000m	(0:13.01)	(0:10.98)	(0:11.60)	(0:11.08)	(0:11.34)	(0:12.30)		
10	12	BODY AND SOUL	11	66.7	0:11.06	1:10.57 [10]	0:56.96 [12]	0:45.90 [11]	0:34.71 [9]	0:23.54 [11]	0:12.21 [11]	0.26L	0:34.71 -1
		Morgan Butler		Overall	1000m	(0:13.61)	(0:11.06)	(0:11.19)	(0:11.17)	(0:11.33)	(0:12.21)		



# Rockhampton QLD Professional

## Race 5: Diageo Pty Ltd BM65 Handicap - 1200m

14 May 2024 - 16:12



Track Rating: Good 4, Weather: Fine, Rail Position: +4.5m Entire

Section		Overall	1000m	800m	600m	400m	200m	Last 600m					
Field Times		1:09.01 (0:12.58)	0:56.43 (0:10.81)	0:45.62 (0:11.38)	0:34.24 (0:10.96)	0:23.28 (0:11.40)	0:11.88 (0:11.88)	0:34.24					
Rank	TAB Horse/Jockey	Barrier	Top Speed [km/h]	Fastest Section	Margin							Distance Travelled [m]	
11	7 RELICTA Les Tilley	9	66.3 600m	0:11.03 600m	1:11.06 [11] (0:13.19)	0:57.87 [8] (0:11.25)	0:46.62 [10] (0:11.46)	0:35.16 [10] (0:11.03)	0:24.13 [9] (0:11.41)	0:12.72 [10] (0:12.72)	0.49L	0:35.16	+7
12	3 MONEY MUNCHER Warwick Satherley	12	65.7 600m	0:11.16 600m	1:11.53 [12] (0:13.16)	0:58.37 [7] (0:11.23)	0:47.14 [9] (0:11.63)	0:35.51 [12] (0:11.16)	0:24.35 [12] (0:11.51)	0:12.84 [12] (0:12.84)	0.47L	0:35.51	+11

[ ] Ranking at each section and finish  
 -:-:-:- No data available at this section  
 NA No data available

SCN Saddle cloth number  
 DNF Did not finish  
 DNT Did not track



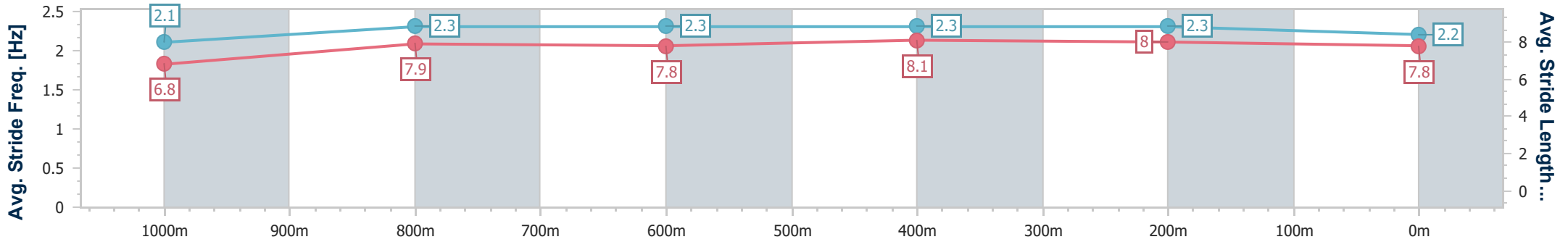
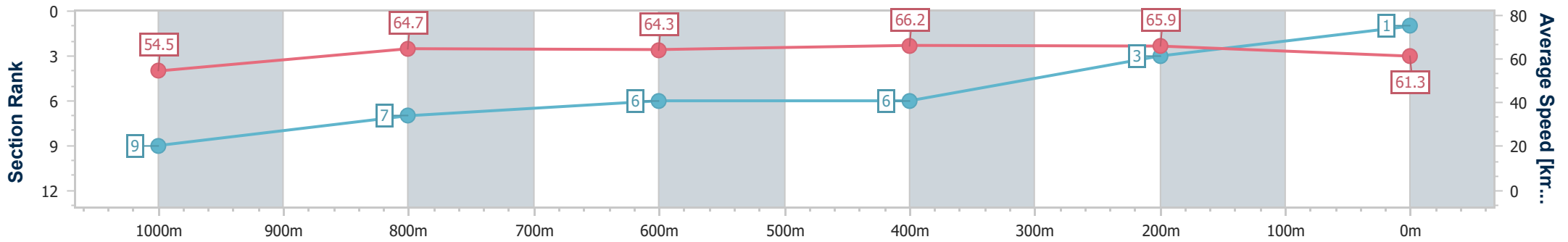
Horse/Jockey Name	Frosty Bear
Final Rank	1
Fastest Section Time (Section)	0:10.90 (600m)
Top Speed [km/h] (Section)	68.1 (400m)
Race State	Finished



Rockhampton QLD Professional  
 Race 5: Diageo Pty Ltd BM65 Handicap - 1200m  
 14 May 2024 - 16:12  
 Track Rating: Good 4, Weather: Fine, Rail Position: +4.5m Entire



Section	Overall	1000m	800m	600m	400m	200m
Section Times	1:09.01 [1] (0:13.21)	0:55.80 [9] (0:11.05)	0:44.75 [7] (0:11.19)	0:33.56 [6] (0:10.90)	0:22.66 [6] (0:10.91)	0:11.75 [3] (0:11.75)
Average Speed [km/h]	54.5	64.7	64.3	66.2	65.9	61.3
Top Speed [km/h]	65.5	65.5	65.4	67.8	68.1	64.2
Avg. Dist. to Rail [m]	0.4	1.0	0.9	3.5	4.9	4.9
Avg. Stride Freq. [Hz]	2.1	2.3	2.3	2.3	2.3	2.2
Avg. Stride Length [m]	6.8	7.9	7.8	8.1	8.0	7.8



- [ ] Ranking at each section and finish
- .-.- No data available at this section
- NA No data available



Horse/Jockey Name	Fighting Idol
Final Rank	2
Fastest Section Time (Section)	0:10.82 (600m)
Top Speed [km/h] (Section)	67.0 (600m)
Race State	Finished

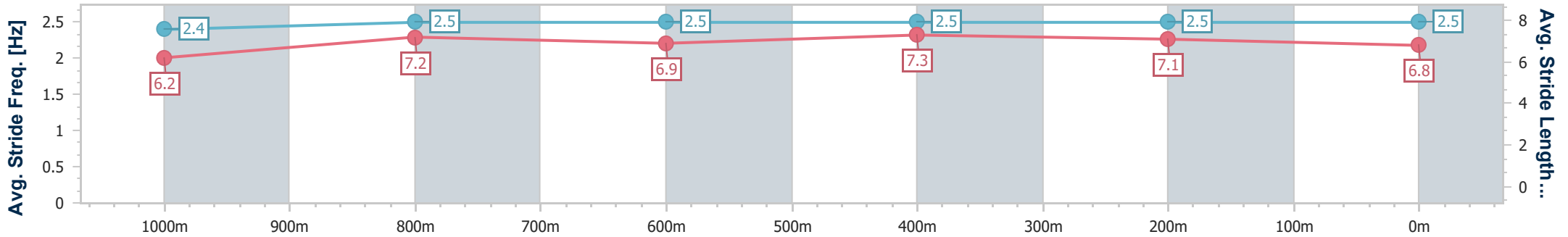
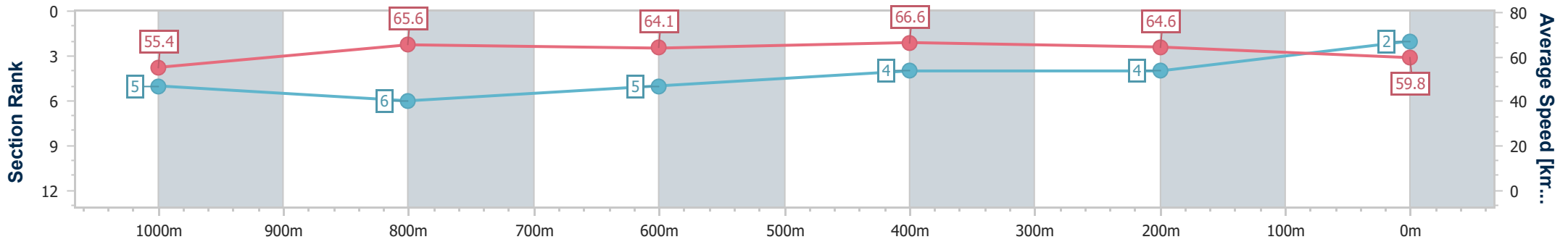


Rockhampton QLD Professional  
Race 5: Diageo Pty Ltd BM65 Handicap - 1200m



14 May 2024 - 16:12  
Track Rating: Good 4, Weather: Fine, Rail Position: +4.5m Entire

Section	Overall	1000m	800m	600m	400m	200m
Section Times	1:09.43 [2] (0:12.99)	0:56.44 [5] (0:11.01)	0:45.43 [6] (0:11.40)	0:34.03 [5] (0:10.82)	0:23.21 [4] (0:11.16)	0:12.05 [4] (0:12.05)
Average Speed [km/h]	55.4	65.6	64.1	66.6	64.6	59.8
Top Speed [km/h]	65.2	66.8	66.1	67.0	66.3	62.6
Avg. Dist. to Rail [m]	1.2	0.6	2.0	2.1	3.3	2.7
Avg. Stride Freq. [Hz]	2.4	2.5	2.5	2.5	2.5	2.5
Avg. Stride Length [m]	6.2	7.2	6.9	7.3	7.1	6.8



- [ ] Ranking at each section and finish
- .-.- No data available at this section
- NA No data available



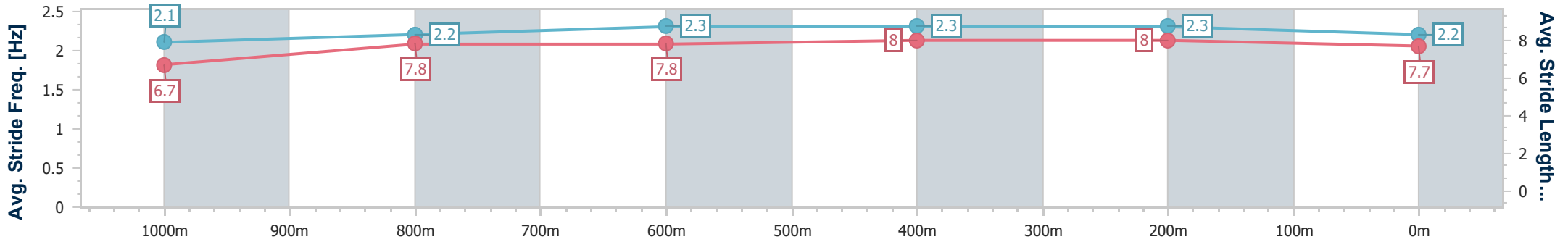
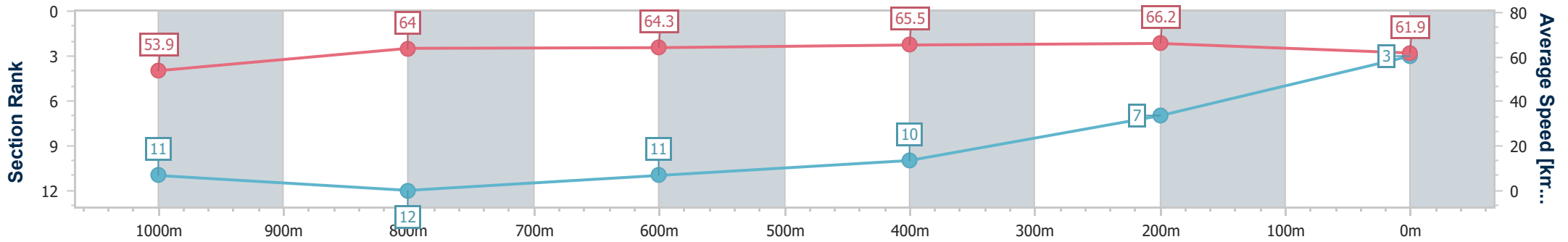
Horse/Jockey Name	Kefalonia
Final Rank	3
Fastest Section Time (Section)	0:10.89 (400m)
Top Speed [km/h] (Section)	66.5 (400m)
Race State	Finished



Rockhampton QLD Professional  
 Race 5: Diageo Pty Ltd BM65 Handicap - 1200m  
 14 May 2024 - 16:12  
 Track Rating: Good 4, Weather: Fine, Rail Position: +4.5m Entire



Section	Overall	1000m	800m	600m	400m	200m
Section Times	1:09.51 [3] (0:13.38)	0:56.13 [11] (0:11.30)	0:44.83 [12] (0:11.30)	0:33.53 [11] (0:11.01)	0:22.52 [10] (0:10.89)	0:11.63 [7] (0:11.63)
Average Speed [km/h]	53.9	64.0	64.3	65.5	66.2	61.9
Top Speed [km/h]	64.1	66.0	66.1	66.2	66.5	65.2
Avg. Dist. to Rail [m]	5.3	0.9	1.3	2.6	2.8	6.1
Avg. Stride Freq. [Hz]	2.1	2.2	2.3	2.3	2.3	2.2
Avg. Stride Length [m]	6.7	7.8	7.8	8.0	8.0	7.7



- [ ] Ranking at each section and finish
- .-.- No data available at this section
- NA No data available



Horse/Jockey Name	Shadoway Drive
Final Rank	4
Fastest Section Time (Section)	0:10.81 (1000m)
Top Speed [km/h] (Section)	68.4 (1000m)
Race State	Finished

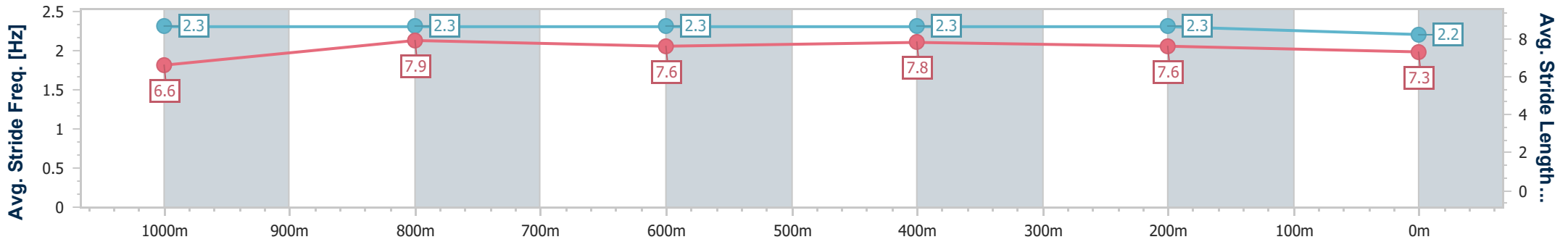
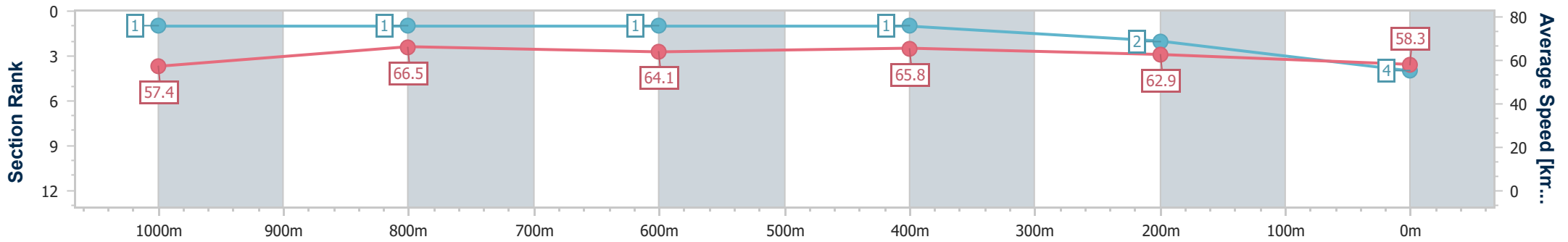


Rockhampton QLD Professional  
Race 5: Diageo Pty Ltd BM65 Handicap - 1200m



14 May 2024 - 16:12  
Track Rating: Good 4, Weather: Fine, Rail Position: +4.5m Entire

Section	Overall	1000m	800m	600m	400m	200m
Section Times	1:09.54 [4] (0:12.58)	0:56.96 [1] (0:10.81)	0:46.15 [1] (0:11.38)	0:34.77 [1] (0:10.96)	0:23.81 [1] (0:11.46)	0:12.35 [2] (0:12.35)
Average Speed [km/h]	57.4	66.5	64.1	65.8	62.9	58.3
Top Speed [km/h]	67.6	68.4	66.2	66.8	65.3	60.6
Avg. Dist. to Rail [m]	1.7	0.5	1.7	2.5	2.6	2.2
Avg. Stride Freq. [Hz]	2.3	2.3	2.3	2.3	2.3	2.2
Avg. Stride Length [m]	6.6	7.9	7.6	7.8	7.6	7.3



- [ ] Ranking at each section and finish
- .-.- No data available at this section
- NA No data available



Horse/Jockey Name	Barney Rabble
Final Rank	5
Fastest Section Time (Section)	0:10.69 (1000m)
Top Speed [km/h] (Section)	68.1 (1000m)
Race State	Finished

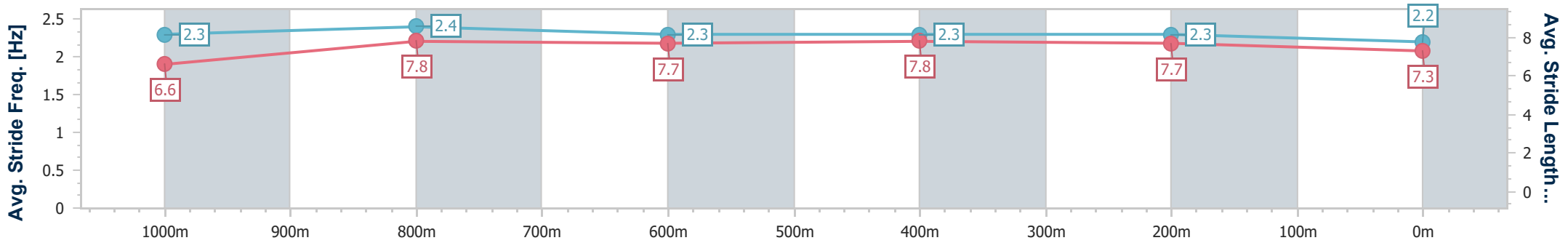
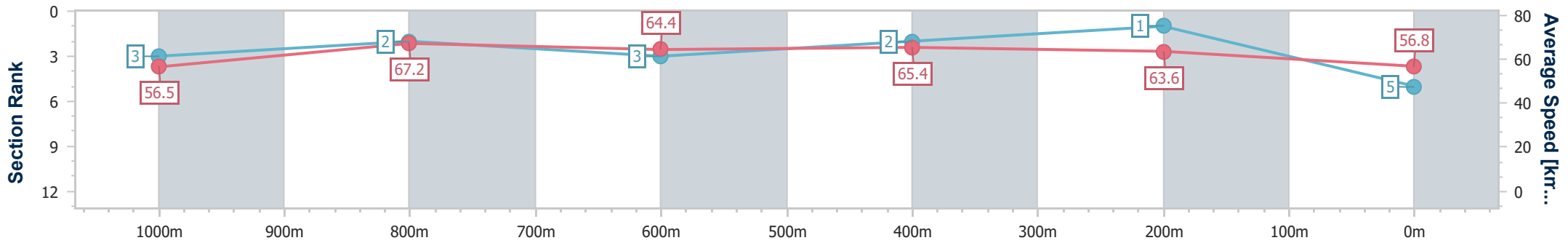


Rockhampton QLD Professional  
Race 5: Diageo Pty Ltd BM65 Handicap - 1200m



14 May 2024 - 16:12  
Track Rating: Good 4, Weather: Fine, Rail Position: +4.5m Entire

Section	Overall	1000m	800m	600m	400m	200m
Section Times	1:09.79 [5] (0:12.77)	0:57.02 [3] (0:10.69)	0:46.33 [2] (0:11.32)	0:35.01 [3] (0:11.03)	0:23.98 [2] (0:11.32)	0:12.66 [1] (0:12.66)
Average Speed [km/h]	56.5	67.2	64.4	65.4	63.6	56.8
Top Speed [km/h]	67.8	68.1	65.7	66.5	66.1	61.2
Avg. Dist. to Rail [m]	3.3	0.5	1.6	2.2	3.1	4.4
Avg. Stride Freq. [Hz]	2.3	2.4	2.3	2.3	2.3	2.2
Avg. Stride Length [m]	6.6	7.8	7.7	7.8	7.7	7.3



- [ ] Ranking at each section and finish
- .-.- No data available at this section
- NA No data available



Horse/Jockey Name	So You Battle
Final Rank	6
Fastest Section Time (Section)	0:11.02 (1000m)
Top Speed [km/h] (Section)	66.7 (1000m)
Race State	Finished

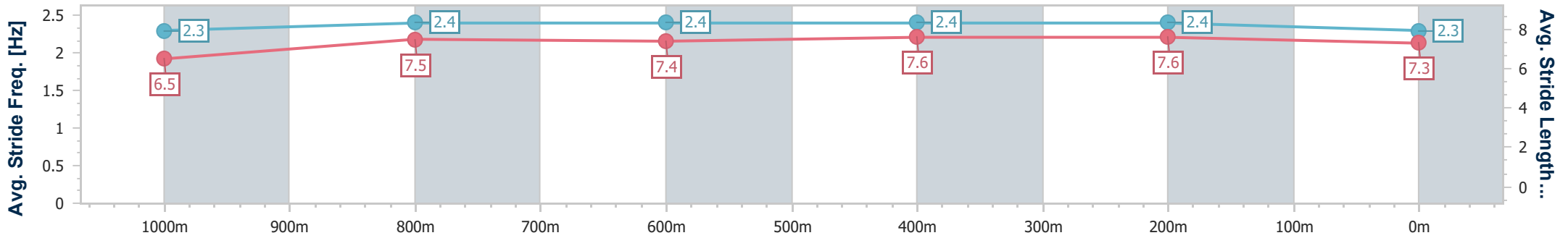
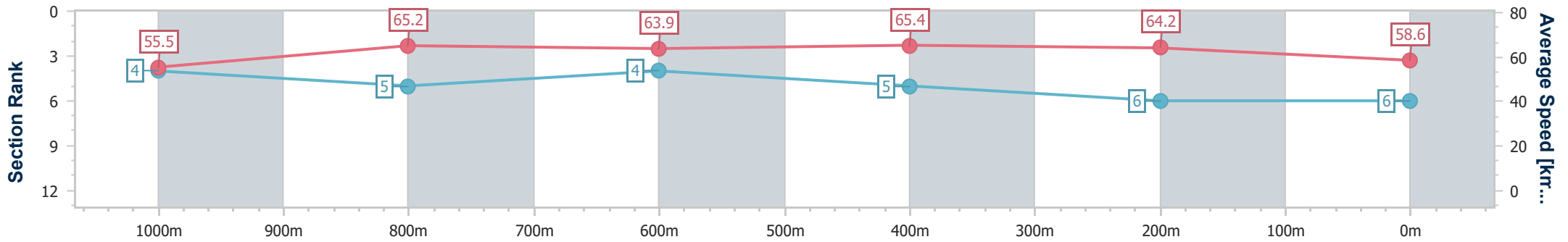


Rockhampton QLD Professional  
Race 5: Diageo Pty Ltd BM65 Handicap - 1200m



14 May 2024 - 16:12  
Track Rating: Good 4, Weather: Fine, Rail Position: +4.5m Entire

Section	Overall	1000m	800m	600m	400m	200m
Section Times	1:09.83 [6] (0:12.98)	0:56.85 [4] (0:11.02)	0:45.83 [5] (0:11.31)	0:34.52 [4] (0:11.02)	0:23.50 [5] (0:11.21)	0:12.29 [6] (0:12.29)
Average Speed [km/h]	55.5	65.2	63.9	65.4	64.2	58.6
Top Speed [km/h]	65.5	66.7	65.3	66.1	65.9	62.1
Avg. Dist. to Rail [m]	1.3	0.4	0.5	0.6	1.3	1.7
Avg. Stride Freq. [Hz]	2.3	2.4	2.4	2.4	2.4	2.3
Avg. Stride Length [m]	6.5	7.5	7.4	7.6	7.6	7.3



- [ ] Ranking at each section and finish
- .-.- No data available at this section
- NA No data available





Horse/Jockey Name	Street God
Final Rank	7
Fastest Section Time (Section)	0:10.96 (600m)
Top Speed [km/h] (Section)	66.9 (1000m)
Race State	Finished

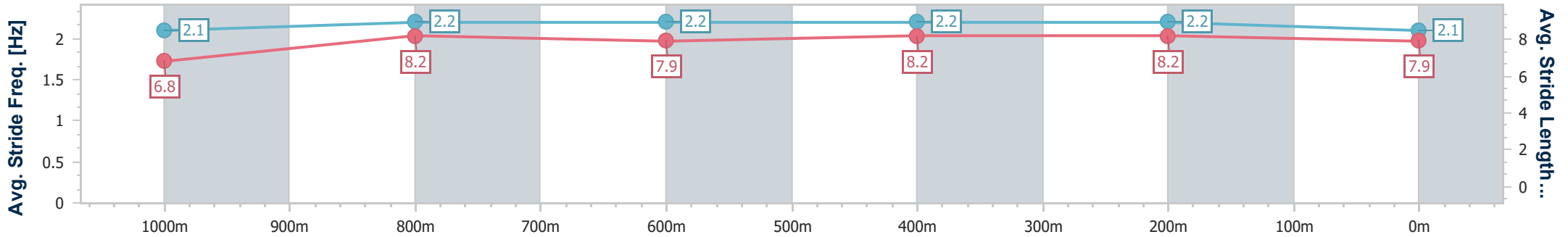
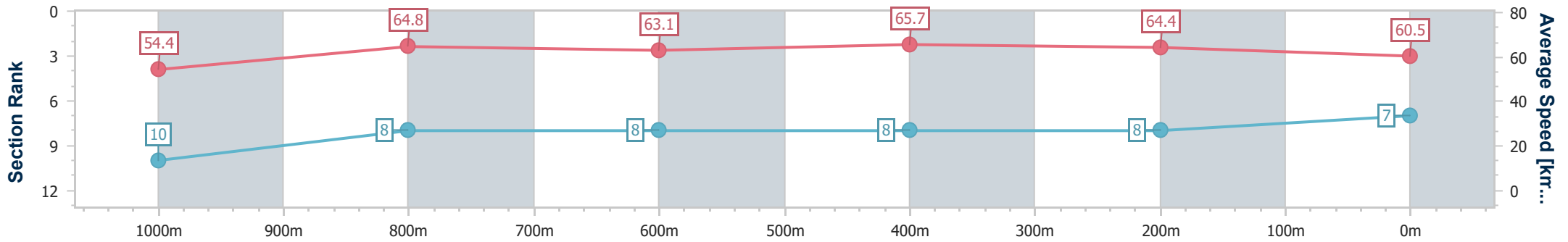


Rockhampton QLD Professional  
Race 5: Diageo Pty Ltd BM65 Handicap - 1200m



14 May 2024 - 16:12  
Track Rating: Good 4, Weather: Fine, Rail Position: +4.5m Entire

Section	Overall	1000m	800m	600m	400m	200m
Section Times	1:09.87 [7] (0:13.24)	0:56.63 [10] (0:11.12)	0:45.51 [8] (0:11.47)	0:34.04 [8] (0:10.96)	0:23.08 [8] (0:11.19)	0:11.89 [8] (0:11.89)
Average Speed [km/h]	54.4	64.8	63.1	65.7	64.4	60.5
Top Speed [km/h]	66.9	66.9	64.3	66.4	65.6	63.6
Avg. Dist. to Rail [m]	3.2	0.3	0.7	2.6	3.2	4.4
Avg. Stride Freq. [Hz]	2.1	2.2	2.2	2.2	2.2	2.1
Avg. Stride Length [m]	6.8	8.2	7.9	8.2	8.2	7.9



- [ ] Ranking at each section and finish
- .-.- No data available at this section
- NA No data available



Horse/Jockey Name	Oligarchy
Final Rank	8
Fastest Section Time (Section)	0:10.88 (1000m)
Top Speed [km/h] (Section)	66.9 (1000m)
Race State	Finished

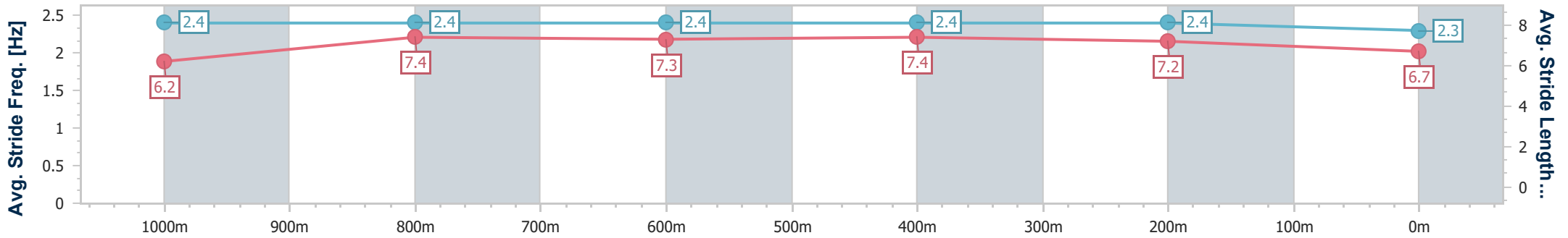
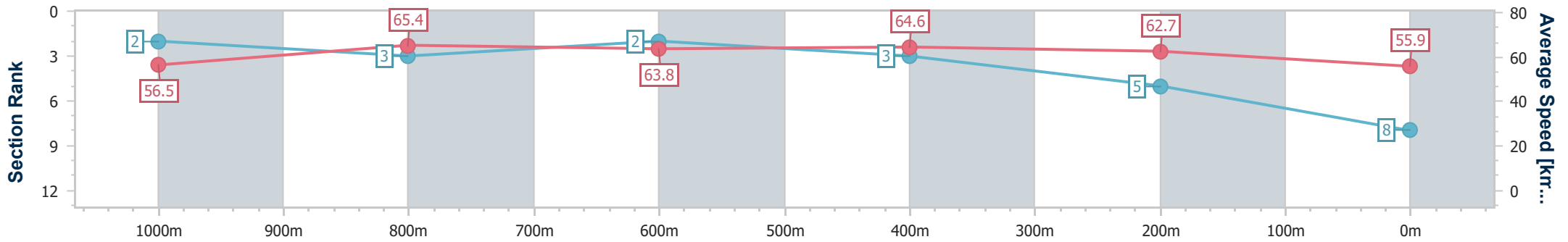


Rockhampton QLD Professional  
Race 5: Diageo Pty Ltd BM65 Handicap - 1200m



14 May 2024 - 16:12  
Track Rating: Good 4, Weather: Fine, Rail Position: +4.5m Entire

Section	Overall	1000m	800m	600m	400m	200m
Section Times	1:10.29 [8] (0:12.74)	0:57.55 [2] (0:10.88)	0:46.67 [3] (0:11.15)	0:35.52 [2] (0:11.15)	0:24.37 [3] (0:11.48)	0:12.89 [5] (0:12.89)
Average Speed [km/h]	56.5	65.4	63.8	64.6	62.7	55.9
Top Speed [km/h]	66.7	66.9	65.7	66.0	64.7	60.3
Avg. Dist. to Rail [m]	0.8	1.9	1.4	0.5	3.1	4.9
Avg. Stride Freq. [Hz]	2.4	2.4	2.4	2.4	2.4	2.3
Avg. Stride Length [m]	6.2	7.4	7.3	7.4	7.2	6.7



- [ ] Ranking at each section and finish
- .-.- No data available at this section
- NA No data available



Horse/Jockey Name	Kahaylaan
Final Rank	9
Fastest Section Time (Section)	0:10.98 (1000m)
Top Speed [km/h] (Section)	67.4 (1000m)
Race State	Finished

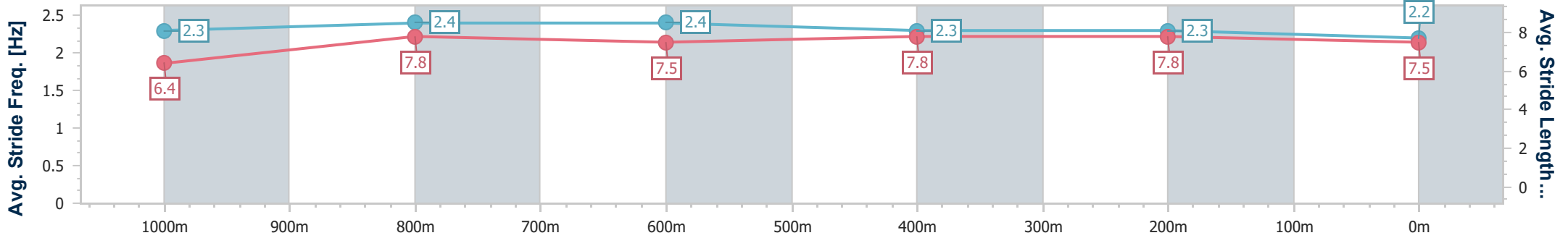
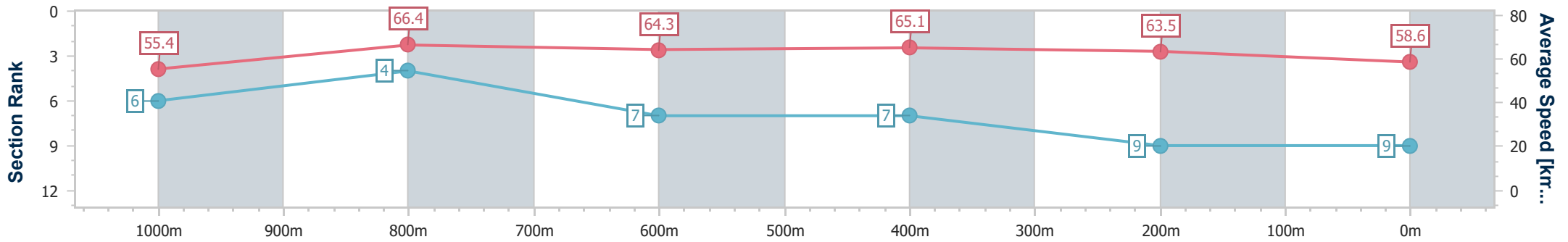


Rockhampton QLD Professional  
Race 5: Diageo Pty Ltd BM65 Handicap - 1200m



14 May 2024 - 16:12  
Track Rating: Good 4, Weather: Fine, Rail Position: +4.5m Entire

Section	Overall	1000m	800m	600m	400m	200m
Section Times	1:10.31 [9] (0:13.01)	0:57.30 [6] (0:10.98)	0:46.32 [4] (0:11.60)	0:34.72 [7] (0:11.08)	0:23.64 [7] (0:11.34)	0:12.30 [9] (0:12.30)
Average Speed [km/h]	55.4	66.4	64.3	65.1	63.5	58.6
Top Speed [km/h]	66.3	67.4	66.3	65.4	64.9	61.9
Avg. Dist. to Rail [m]	1.8	1.7	4.5	4.7	5.6	7.7
Avg. Stride Freq. [Hz]	2.3	2.4	2.4	2.3	2.3	2.2
Avg. Stride Length [m]	6.4	7.8	7.5	7.8	7.8	7.5



- [ ] Ranking at each section and finish
- .-.- No data available at this section
- NA No data available



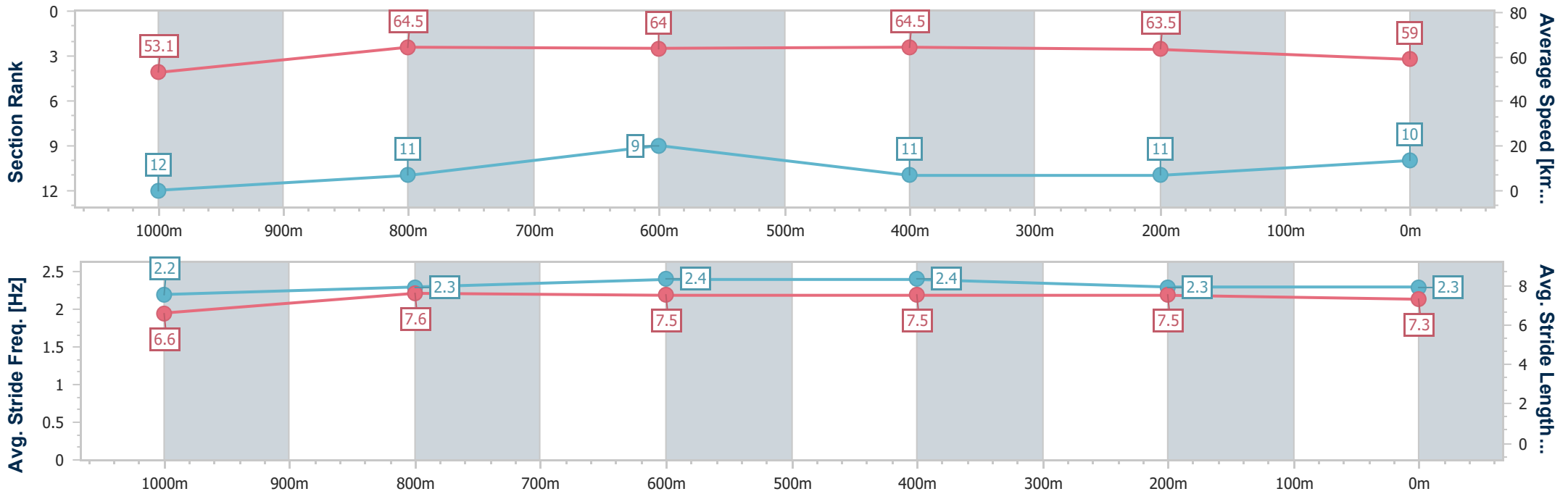
Horse/Jockey Name	Body And Soul
Final Rank	10
Fastest Section Time (Section)	0:11.06 (1000m)
Top Speed [km/h] (Section)	66.7 (Overall)
Race State	Finished



Rockhampton QLD Professional  
 Race 5: Diageo Pty Ltd BM65 Handicap - 1200m  
 14 May 2024 - 16:12  
 Track Rating: Good 4, Weather: Fine, Rail Position: +4.5m Entire



Section	Overall	1000m	800m	600m	400m	200m
Section Times	1:10.57 [10] (0:13.61)	0:56.96 [12] (0:11.06)	0:45.90 [11] (0:11.19)	0:34.71 [9] (0:11.17)	0:23.54 [11] (0:11.33)	0:12.21 [11] (0:12.21)
Average Speed [km/h]	53.1	64.5	64.0	64.5	63.5	59.0
Top Speed [km/h]	66.7	66.5	65.3	66.3	65.2	62.5
Avg. Dist. to Rail [m]	5.0	1.1	0.9	1.4	1.8	1.9
Avg. Stride Freq. [Hz]	2.2	2.3	2.4	2.4	2.3	2.3
Avg. Stride Length [m]	6.6	7.6	7.5	7.5	7.5	7.3



- [ ] Ranking at each section and finish
- .-.- No data available at this section
- NA No data available



Horse/Jockey Name	Relicta
Final Rank	11
Fastest Section Time (Section)	0:11.03 (600m)
Top Speed [km/h] (Section)	66.3 (600m)
Race State	Finished

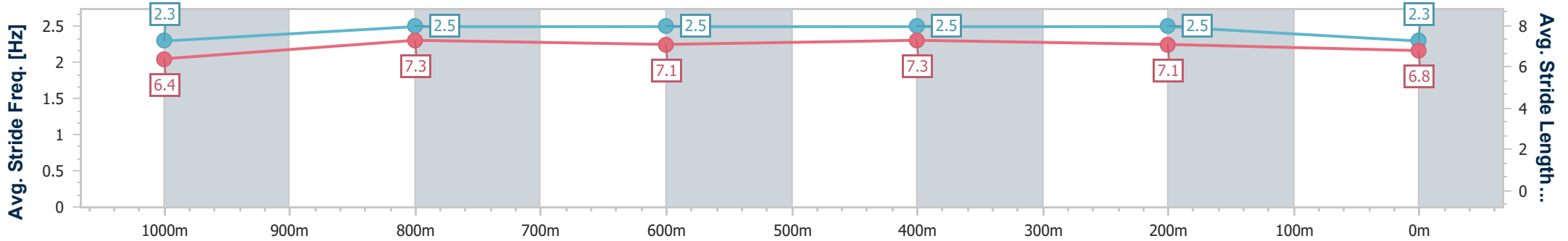
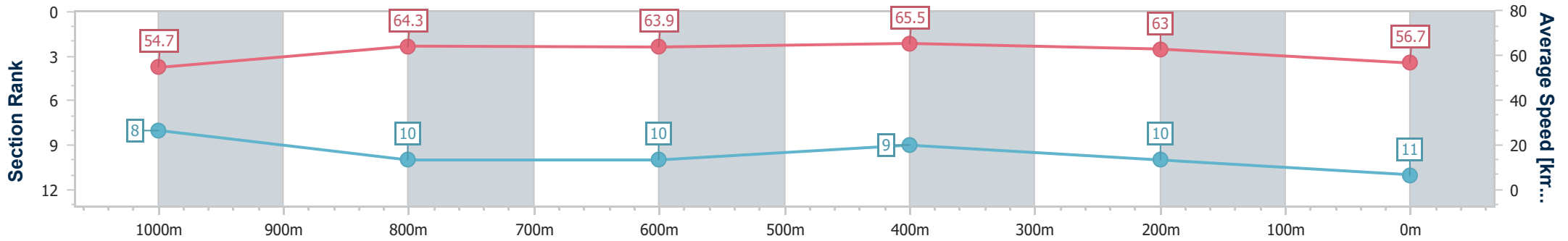


Rockhampton QLD Professional  
Race 5: Diageo Pty Ltd BM65 Handicap - 1200m



14 May 2024 - 16:12  
Track Rating: Good 4, Weather: Fine, Rail Position: +4.5m Entire

Section	Overall	1000m	800m	600m	400m	200m
Section Times	1:11.06 [11] (0:13.19)	0:57.87 [8] (0:11.25)	0:46.62 [10] (0:11.46)	0:35.16 [10] (0:11.03)	0:24.13 [9] (0:11.41)	0:12.72 [10]
Average Speed [km/h]	54.7	64.3	63.9	65.5	63.0	56.7
Top Speed [km/h]	65.1	65.2	64.6	66.3	65.2	60.3
Avg. Dist. to Rail [m]	4.7	1.2	2.1	4.5	4.8	5.6
Avg. Stride Freq. [Hz]	2.3	2.5	2.5	2.5	2.5	2.3
Avg. Stride Length [m]	6.4	7.3	7.1	7.3	7.1	6.8



- [ ] Ranking at each section and finish
- .-.- No data available at this section
- NA No data available



Horse/Jockey Name	Money Muncher
Final Rank	12
Fastest Section Time (Section)	0:11.16 (600m)
Top Speed [km/h] (Section)	65.7 (600m)
Race State	Finished

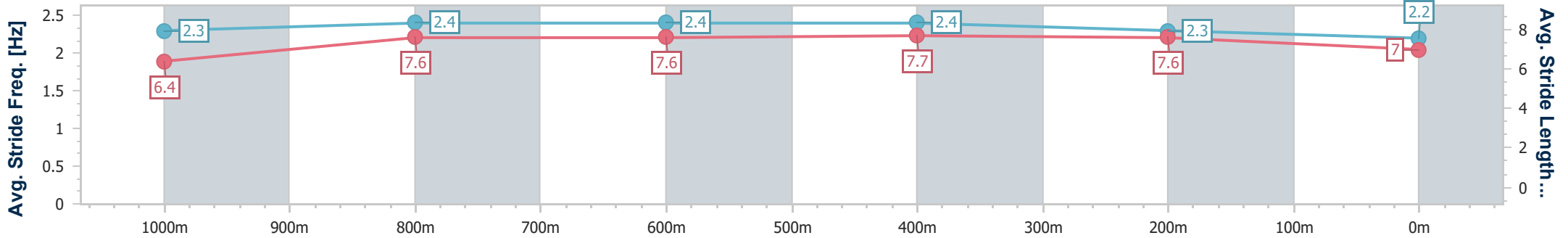
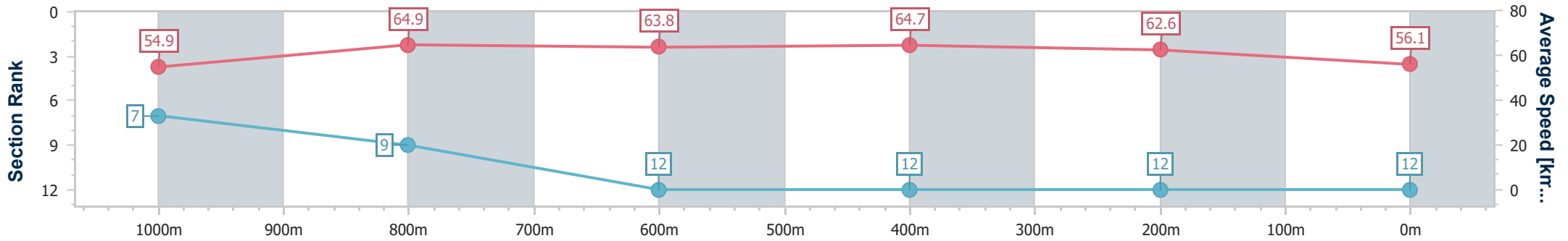


Rockhampton QLD Professional  
Race 5: Diageo Pty Ltd BM65 Handicap - 1200m



14 May 2024 - 16:12  
Track Rating: Good 4, Weather: Fine, Rail Position: +4.5m Entire

Section	Overall	1000m	800m	600m	400m	200m
Section Times	1:11.53 [12] (0:13.16)	0:58.37 [7] (0:11.23)	0:47.14 [9] (0:11.63)	0:35.51 [12] (0:11.16)	0:24.35 [12] (0:11.51)	0:12.84 [12] (0:12.84)
Average Speed [km/h]	54.9	64.9	63.8	64.7	62.6	56.1
Top Speed [km/h]	65.0	65.3	65.2	65.7	64.8	60.7
Avg. Dist. to Rail [m]	6.5	2.4	3.8	5.4	6.1	7.4
Avg. Stride Freq. [Hz]	2.3	2.4	2.4	2.4	2.3	2.2
Avg. Stride Length [m]	6.4	7.6	7.6	7.7	7.6	7.0



- [ ] Ranking at each section and finish
- .-.- No data available at this section
- NA No data available