

Track Rating: Good 4, Weather: Fine, Rail Position: +4.5m Entire

Section		Field Times											Last 600m	
		Overall	1000m	800m	600m	400m	200m						0:32.95	
		0:59.47 (0:04.16)	0:55.31 (0:11.17)	0:44.14 (0:11.19)	0:32.95 (0:10.63)	0:22.32 (0:10.68)	0:11.64 (0:11.64)							
Rank	TAB Horse/Jockey	Barrier	Top Speed [km/h]	Fastest Section									Margin	Distance Travelled [m]
1	4 JUNGLE BEAT Tahlia Fenlon	5	69.4 400m	0:04.20 Overall	0:59.47 [1] (0:04.20)	0:55.27 [2] (0:11.13)	0:44.14 [1] (0:11.19)	0:32.95 [1] (0:10.63)	0:22.32 [1] (0:10.68)	0:11.64 [1] (0:11.64)	0:59.47	0:32.95		
2	3 SENNAPROST Ryan Wiggins	2	69.5 600m	0:04.38 Overall	0:59.90 [2] (0:04.38)	0:55.52 [8] (0:11.31)	0:44.21 [5] (0:11.26)	0:32.95 [6] (0:10.48)	0:22.47 [3] (0:10.78)	0:11.69 [2] (0:11.69)	0.43L	0:32.95	+0	
3	12 MISS DAURIAN Adrian Layt	8	68.7 600m	0:04.21 Overall	0:59.97 [3] (0:04.21)	0:55.76 [3] (0:11.28)	0:44.48 [3] (0:11.28)	0:33.20 [4] (0:10.74)	0:22.46 [5] (0:10.80)	0:11.66 [3] (0:11.66)	0.07L	0:33.20	+2	
4	2 AFROGINASOCK Brooke Johnson	10	69.8 600m	0:04.49 Overall	1:00.14 [4] (0:04.49)	0:55.65 [10] (0:11.83)	0:43.82 [10] (0:11.56)	0:32.26 [10] (0:10.41)	0:21.85 [10] (0:10.42)	0:11.43 [7] (0:11.43)	0.17L	0:32.26	+3	
5	7 TOY BLAZE Morgan Butler	1	68.3 600m	0:04.27 Overall	1:00.17 [5] (0:04.27)	0:55.90 [6] (0:11.40)	0:44.50 [4] (0:11.06)	0:33.44 [3] (0:10.71)	0:22.73 [4] (0:10.95)	0:11.78 [4] (0:11.78)	0.03L	0:33.44	-3	
6	11 THUNDER KNOB Warwick Satherley	9	68.2 600m	0:04.16 Overall	1:00.26 [6] (0:04.16)	0:56.10 [1] (0:11.25)	0:44.85 [2] (0:11.24)	0:33.61 [2] (0:10.72)	0:22.89 [2] (0:11.02)	0:11.87 [5] (0:11.87)	0.09L	0:33.61	+5	
7	13 MOONSCAPE Melea Castle	3	68.2 600m	0:04.44 Overall	1:00.45 [7] (0:04.44)	0:56.01 [9] (0:11.56)	0:44.45 [8] (0:11.10)	0:33.35 [8] (0:10.68)	0:22.67 [8] (0:10.90)	0:11.77 [6] (0:11.77)	0.19L	0:33.35	-4	
8	6 NOUVERRE FILLE Justin Stanley	12	68.8 600m	0:04.34 Overall	1:00.59 [8] (0:04.34)	0:56.25 [7] (0:11.77)	0:44.48 [9] (0:11.23)	0:33.25 [9] (0:10.64)	0:22.61 [9] (0:10.85)	0:11.76 [8] (0:11.76)	0.14L	0:33.25	+3	
9	1 SKREATCH Georgina Cartwright	4	68.1 600m	0:04.27 Overall	1:01.39 [9] (0:04.27)	0:57.12 [5] (0:11.66)	0:45.46 [7] (0:11.16)	0:34.30 [7] (0:10.67)	0:23.63 [7] (0:11.15)	0:12.48 [10] (0:12.48)	0.8L	0:34.30	+2	
10	10 COCO ROYALE Tasha Chambers	13	68.1 600m	0:04.25 Overall	1:01.61 [10] (0:04.25)	0:57.36 [4] (0:11.49)	0:45.87 [6] (0:11.18)	0:34.69 [5] (0:10.76)	0:23.93 [6] (0:11.23)	0:12.70 [9] (0:12.70)	0.22L	0:34.69	+5	

Scratched: Craiglea Thera (#9), Hollywood Angel (#5), Valentina Express (#8)



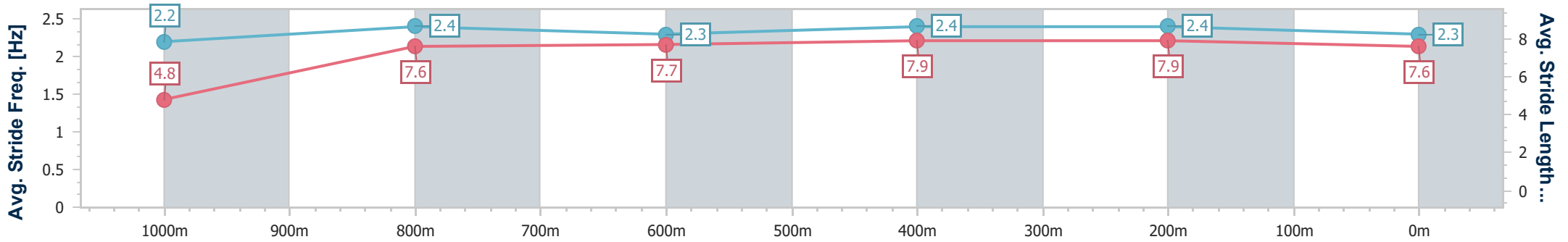
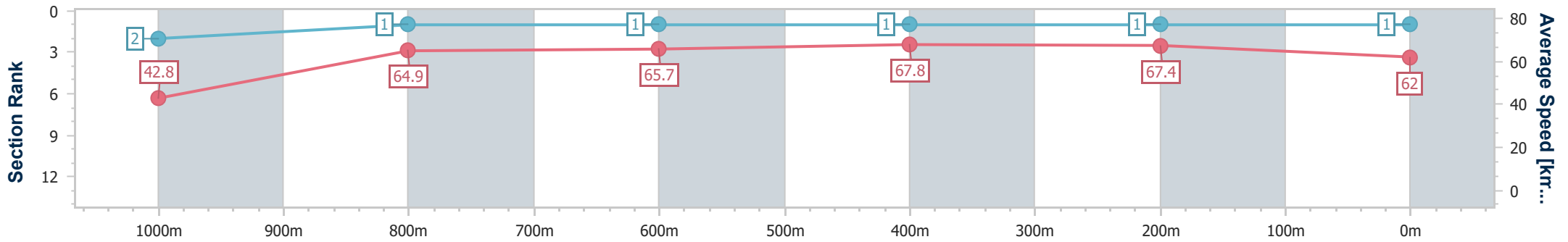
Horse/Jockey Name	Jungle Beat
Final Rank	1
Fastest Section Time (Section)	0:04.20 (Overall)
Top Speed [km/h] (Section)	69.4 (400m)
Race State	Finished



Rockhampton QLD Professional  
 Race 4: Thomos Betta Home Living 0 - 55 Handicap - 1050m  
 14 May 2024 - 15:35  
 Track Rating: Good 4, Weather: Fine, Rail Position: +4.5m Entire



Section	Overall	1000m	800m	600m	400m	200m
Section Times	0:59.47 [1] (0:04.20)	0:55.27 [2] (0:11.13)	0:44.14 [1] (0:11.19)	0:32.95 [1] (0:10.63)	0:22.32 [1] (0:10.68)	0:11.64 [1] (0:11.64)
Average Speed [km/h]	42.8	64.9	65.7	67.8	67.4	62.0
Top Speed [km/h]	57.7	66.7	66.4	69.2	69.4	65.1
Avg. Dist. to Rail [m]	5.7	1.5	2.6	2.9	3.4	3.4
Avg. Stride Freq. [Hz]	2.2	2.4	2.3	2.4	2.4	2.3
Avg. Stride Length [m]	4.8	7.6	7.7	7.9	7.9	7.6



- [ ] Ranking at each section and finish
- .-.- No data available at this section
- NA No data available



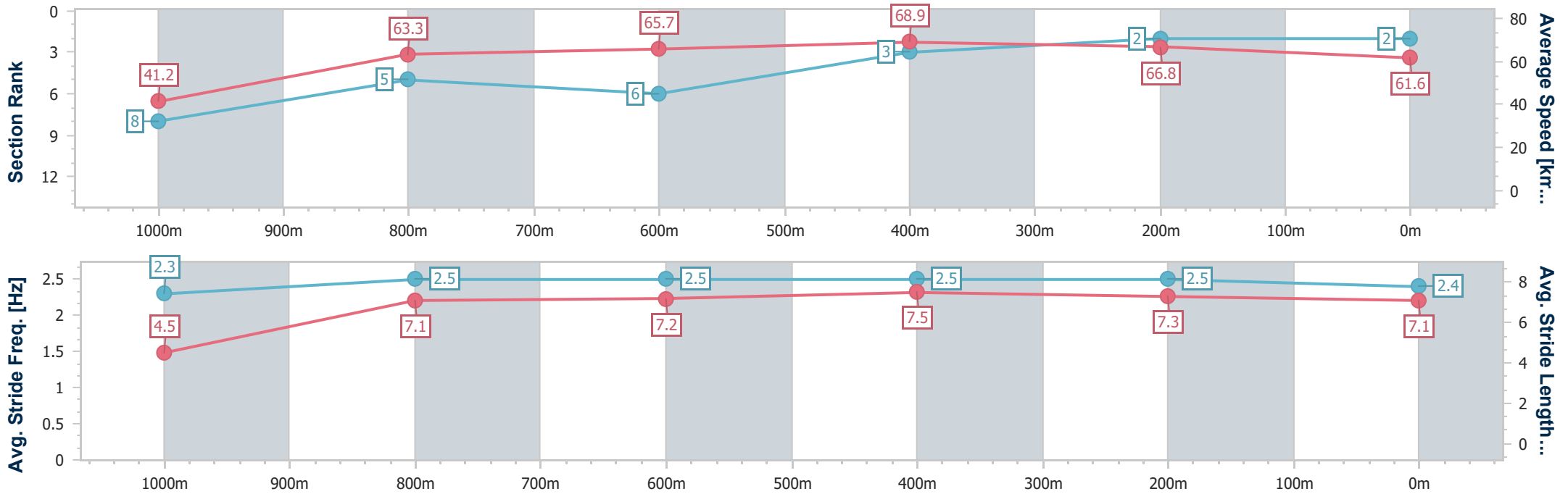
Horse/Jockey Name	Sennaprost
Final Rank	2
Fastest Section Time (Section)	0:04.38 (Overall)
Top Speed [km/h] (Section)	69.5 (600m)
Race State	Finished



Rockhampton QLD Professional  
 Race 4: Thomos Betta Home Living 0 - 55 Handicap - 1050m  
 14 May 2024 - 15:35  
 Track Rating: Good 4, Weather: Fine, Rail Position: +4.5m Entire



Section	Overall	1000m	800m	600m	400m	200m
Section Times	0:59.90 [2] (0:04.38)	0:55.52 [8] (0:11.31)	0:44.21 [5] (0:11.26)	0:32.95 [6] (0:10.48)	0:22.47 [3] (0:10.78)	0:11.69 [2] (0:11.69)
Average Speed [km/h]	41.2	63.3	65.7	68.9	66.8	61.6
Top Speed [km/h]	55.9	66.3	67.7	69.5	69.2	64.7
Avg. Dist. to Rail [m]	2.4	0.7	3.4	5.3	6.5	6.1
Avg. Stride Freq. [Hz]	2.3	2.5	2.5	2.5	2.5	2.4
Avg. Stride Length [m]	4.5	7.1	7.2	7.5	7.3	7.1



- [ ] Ranking at each section and finish
- .-.- No data available at this section
- NA No data available



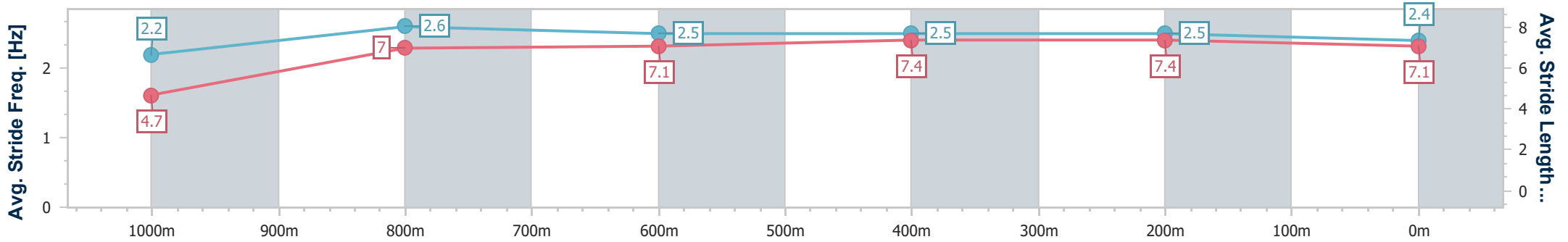
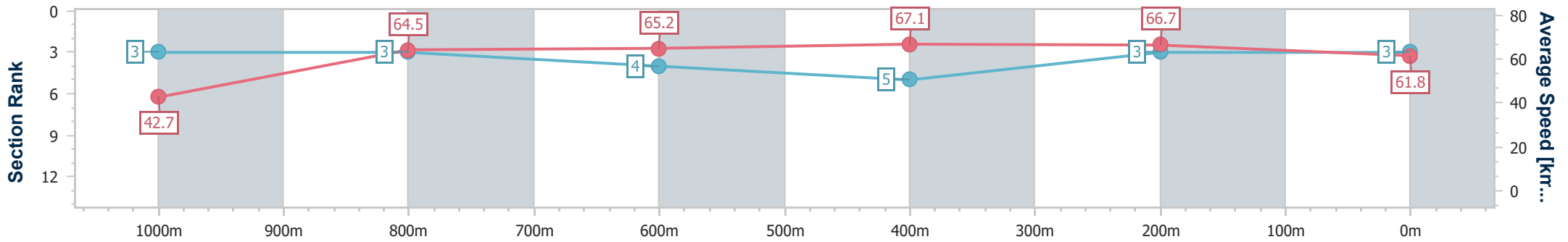
Horse/Jockey Name	Miss Daurian
Final Rank	3
Fastest Section Time (Section)	0:04.21 (Overall)
Top Speed [km/h] (Section)	68.7 (600m)
Race State	Finished



Rockhampton QLD Professional  
 Race 4: Thomos Betta Home Living 0 - 55 Handicap - 1050m  
 14 May 2024 - 15:35  
 Track Rating: Good 4, Weather: Fine, Rail Position: +4.5m Entire



Section	Overall	1000m	800m	600m	400m	200m
Section Times	0:59.97 [3] (0:04.21)	0:55.76 [3] (0:11.28)	0:44.48 [3] (0:11.28)	0:33.20 [4] (0:10.74)	0:22.46 [5] (0:10.80)	0:11.66 [3] (0:11.66)
Average Speed [km/h]	42.7	64.5	65.2	67.1	66.7	61.8
Top Speed [km/h]	55.5	66.6	67.0	68.7	68.2	65.0
Avg. Dist. to Rail [m]	6.6	2.2	2.9	3.2	3.5	3.2
Avg. Stride Freq. [Hz]	2.2	2.6	2.5	2.5	2.5	2.4
Avg. Stride Length [m]	4.7	7.0	7.1	7.4	7.4	7.1



- [ ] Ranking at each section and finish
- .-.- No data available at this section
- NA No data available



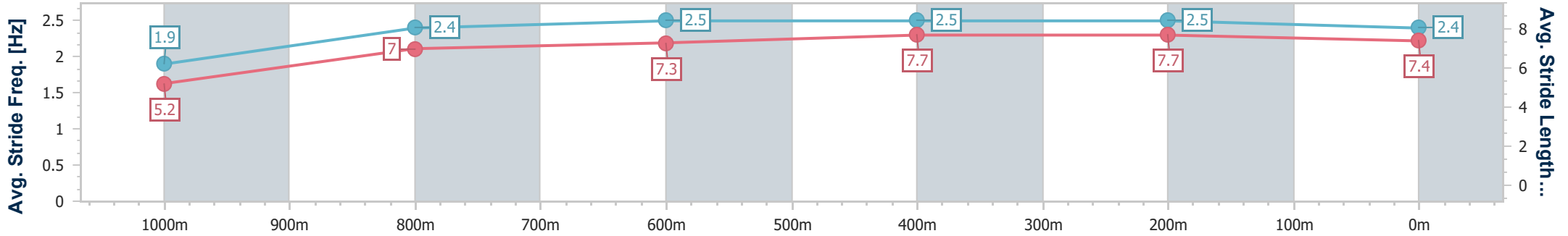
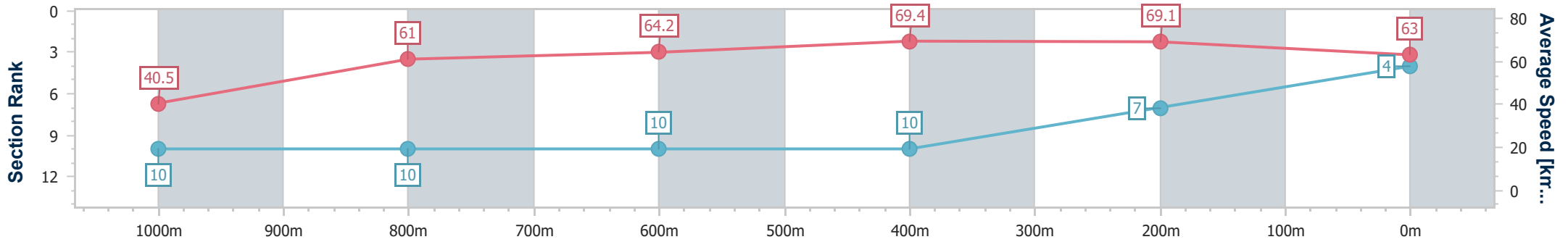
Horse/Jockey Name	Afroginasock
Final Rank	4
Fastest Section Time (Section)	0:04.49 (Overall)
Top Speed [km/h] (Section)	69.8 (600m)
Race State	Finished



Rockhampton QLD Professional  
 Race 4: Thomos Betta Home Living 0 - 55 Handicap - 1050m  
 14 May 2024 - 15:35  
 Track Rating: Good 4, Weather: Fine, Rail Position: +4.5m Entire



Section	Overall	1000m	800m	600m	400m	200m
Section Times	1:00.14 [4] (0:04.49)	0:55.65 [10] (0:11.83)	0:43.82 [10] (0:11.56)	0:32.26 [10] (0:10.41)	0:21.85 [10] (0:10.42)	0:11.43 [7] (0:11.43)
Average Speed [km/h]	40.5	61.0	64.2	69.4	69.1	63.0
Top Speed [km/h]	52.4	63.2	66.3	69.8	69.8	66.3
Avg. Dist. to Rail [m]	7.8	1.5	3.9	6.6	11.0	9.2
Avg. Stride Freq. [Hz]	1.9	2.4	2.5	2.5	2.5	2.4
Avg. Stride Length [m]	5.2	7.0	7.3	7.7	7.7	7.4



- [ ] Ranking at each section and finish
- .-.- No data available at this section
- NA No data available



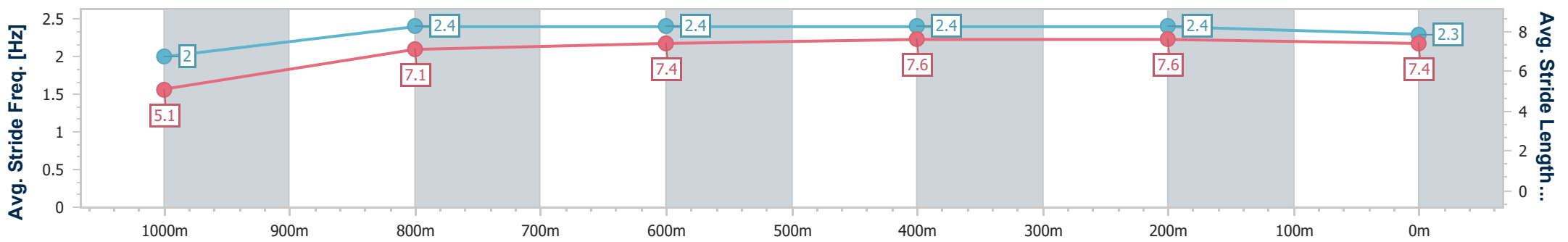
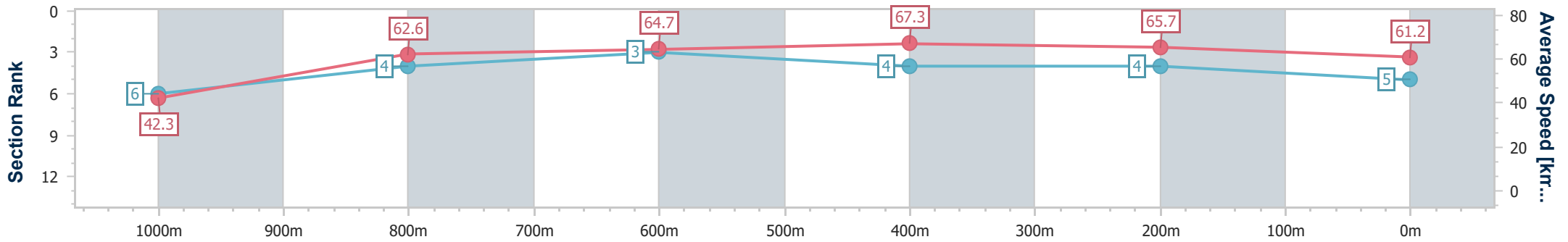
Horse/Jockey Name	Toy Blaze
Final Rank	5
Fastest Section Time (Section)	0:04.27 (Overall)
Top Speed [km/h] (Section)	68.3 (600m)
Race State	Finished



Rockhampton QLD Professional  
 Race 4: Thomos Betta Home Living 0 - 55 Handicap - 1050m  
 14 May 2024 - 15:35  
 Track Rating: Good 4, Weather: Fine, Rail Position: +4.5m Entire



Section	Overall	1000m	800m	600m	400m	200m
Section Times	1:00.17 [5] (0:04.27)	0:55.90 [6] (0:11.40)	0:44.50 [4] (0:11.06)	0:33.44 [3] (0:10.71)	0:22.73 [4] (0:10.95)	0:11.78 [4] (0:11.78)
Average Speed [km/h]	42.3	62.6	64.7	67.3	65.7	61.2
Top Speed [km/h]	56.6	65.0	65.6	68.3	67.7	64.5
Avg. Dist. to Rail [m]	1.9	1.1	0.8	0.9	2.5	2.6
Avg. Stride Freq. [Hz]	2.0	2.4	2.4	2.4	2.4	2.3
Avg. Stride Length [m]	5.1	7.1	7.4	7.6	7.6	7.4



- [ ] Ranking at each section and finish
- .-.- No data available at this section
- NA No data available



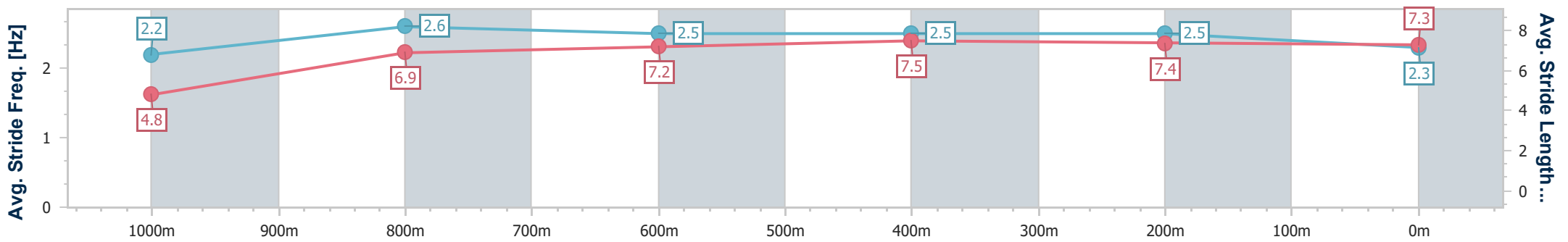
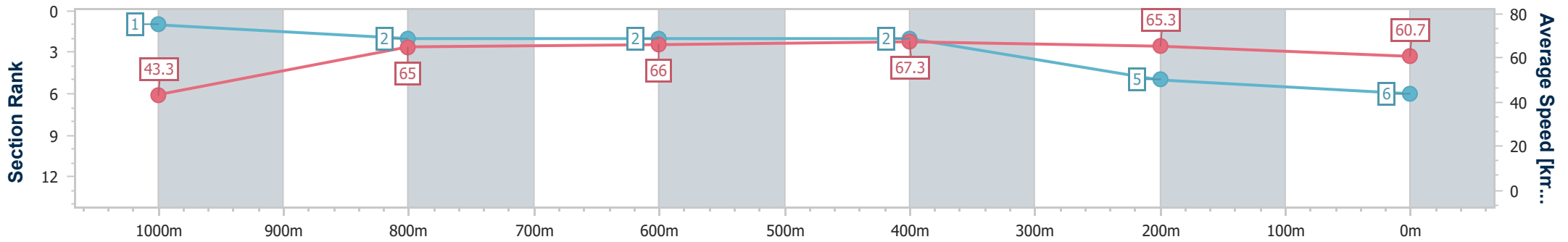
Horse/Jockey Name	Thunder Knob
Final Rank	6
Fastest Section Time (Section)	0:04.16 (Overall)
Top Speed [km/h] (Section)	68.2 (600m)
Race State	Finished



Rockhampton QLD Professional  
 Race 4: Thomos Betta Home Living 0 - 55 Handicap - 1050m  
 14 May 2024 - 15:35  
 Track Rating: Good 4, Weather: Fine, Rail Position: +4.5m Entire



Section	Overall	1000m	800m	600m	400m	200m
Section Times	1:00.26 [6] (0:04.16)	0:56.10 [1] (0:11.25)	0:44.85 [2] (0:11.24)	0:33.61 [2] (0:10.72)	0:22.89 [2] (0:11.02)	0:11.87 [5] (0:11.87)
Average Speed [km/h]	43.3	65.0	66.0	67.3	65.3	60.7
Top Speed [km/h]	56.6	67.0	66.9	68.2	67.5	64.4
Avg. Dist. to Rail [m]	7.8	3.5	3.9	3.4	3.9	5.4
Avg. Stride Freq. [Hz]	2.2	2.6	2.5	2.5	2.5	2.3
Avg. Stride Length [m]	4.8	6.9	7.2	7.5	7.4	7.3



- [ ] Ranking at each section and finish
- .-.- No data available at this section
- NA No data available



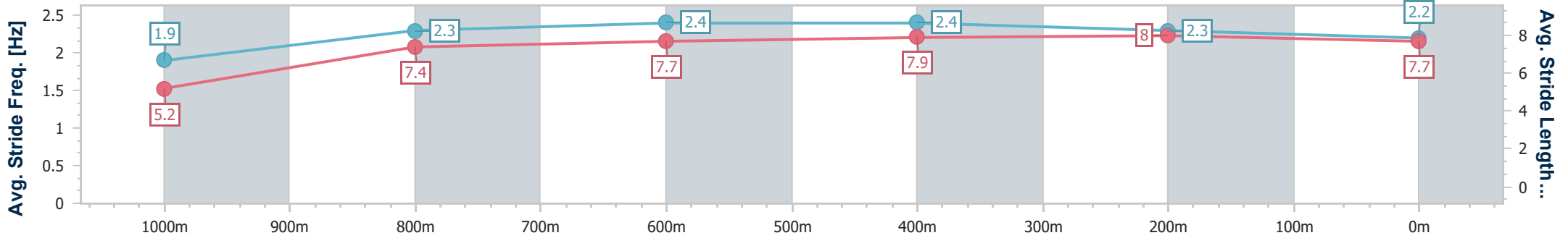
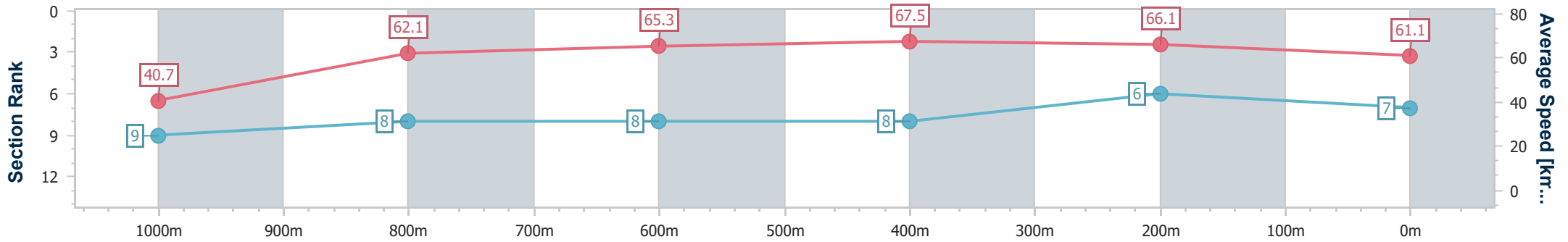
Horse/Jockey Name	Moonscape
Final Rank	7
Fastest Section Time (Section)	0:04.44 (Overall)
Top Speed [km/h] (Section)	68.2 (600m)
Race State	Finished



Rockhampton QLD Professional  
 Race 4: Thomos Betta Home Living 0 - 55 Handicap - 1050m  
 14 May 2024 - 15:35  
 Track Rating: Good 4, Weather: Fine, Rail Position: +4.5m Entire



Section	Overall	1000m	800m	600m	400m	200m
Section Times	1:00.45 [7] (0:04.44)	0:56.01 [9] (0:11.56)	0:44.45 [8] (0:11.10)	0:33.35 [8] (0:10.68)	0:22.67 [8] (0:10.90)	0:11.77 [6] (0:11.77)
Average Speed [km/h]	40.7	62.1	65.3	67.5	66.1	61.1
Top Speed [km/h]	53.0	66.2	66.1	68.2	68.2	64.3
Avg. Dist. to Rail [m]	3.9	0.9	1.1	2.8	4.3	3.1
Avg. Stride Freq. [Hz]	1.9	2.3	2.4	2.4	2.3	2.2
Avg. Stride Length [m]	5.2	7.4	7.7	7.9	8.0	7.7



- [ ] Ranking at each section and finish
- .-.- No data available at this section
- NA No data available





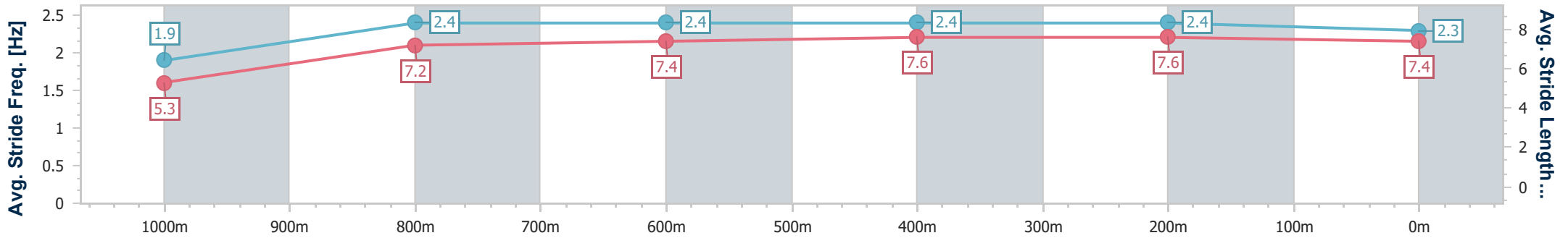
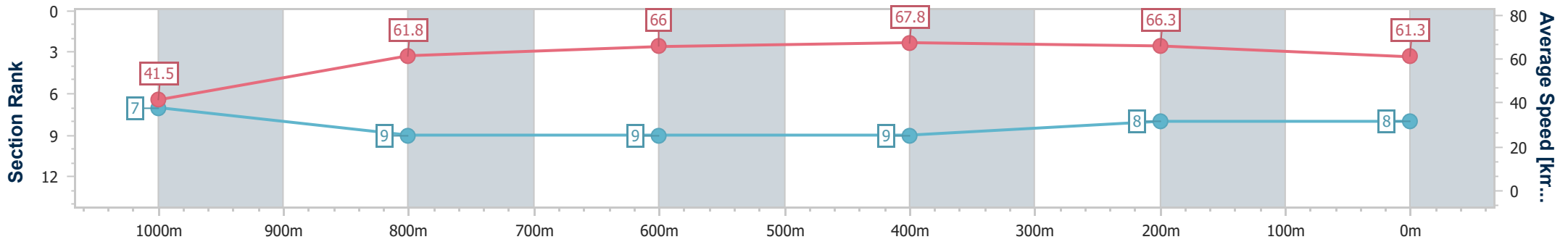
Horse/Jockey Name	Nouverre Fille
Final Rank	8
Fastest Section Time (Section)	0:04.34 (Overall)
Top Speed [km/h] (Section)	68.8 (600m)
Race State	Finished



Rockhampton QLD Professional  
 Race 4: Thomos Betta Home Living 0 - 55 Handicap - 1050m  
 14 May 2024 - 15:35  
 Track Rating: Good 4, Weather: Fine, Rail Position: +4.5m Entire



Section	Overall	1000m	800m	600m	400m	200m
Section Times	1:00.59 [8] (0:04.34)	0:56.25 [7] (0:11.77)	0:44.48 [9] (0:11.23)	0:33.25 [9] (0:10.64)	0:22.61 [9] (0:10.85)	0:11.76 [8] (0:11.76)
Average Speed [km/h]	41.5	61.8	66.0	67.8	66.3	61.3
Top Speed [km/h]	53.2	64.8	68.7	68.8	67.9	65.6
Avg. Dist. to Rail [m]	9.0	2.4	3.5	4.3	4.5	5.1
Avg. Stride Freq. [Hz]	1.9	2.4	2.4	2.4	2.4	2.3
Avg. Stride Length [m]	5.3	7.2	7.4	7.6	7.6	7.4



- [ ] Ranking at each section and finish
- .-.- No data available at this section
- NA No data available



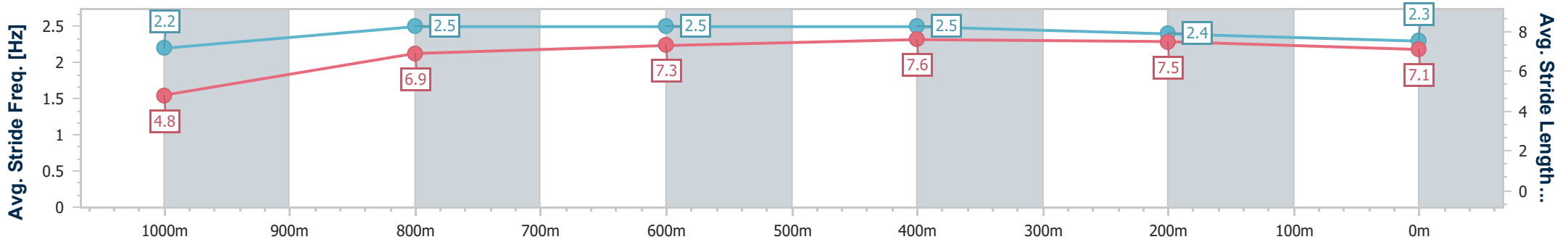
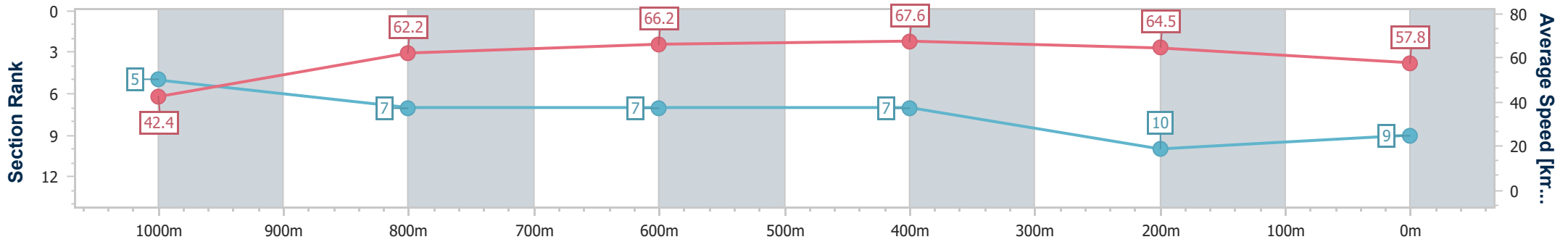
Horse/Jockey Name	Skreatch
Final Rank	9
Fastest Section Time (Section)	0:04.27 (Overall)
Top Speed [km/h] (Section)	68.1 (600m)
Race State	Finished



Rockhampton QLD Professional  
 Race 4: Thomos Betta Home Living 0 - 55 Handicap - 1050m  
 14 May 2024 - 15:35  
 Track Rating: Good 4, Weather: Fine, Rail Position: +4.5m Entire



Section	Overall	1000m	800m	600m	400m	200m
Section Times	1:01.39 [9] (0:04.27)	0:57.12 [5] (0:11.66)	0:45.46 [7] (0:11.16)	0:34.30 [7] (0:10.67)	0:23.63 [7] (0:11.15)	0:12.48 [10] (0:12.48)
Average Speed [km/h]	42.4	62.2	66.2	67.6	64.5	57.8
Top Speed [km/h]	55.1	64.4	67.2	68.1	68.0	62.5
Avg. Dist. to Rail [m]	4.6	1.8	3.1	3.9	6.3	6.7
Avg. Stride Freq. [Hz]	2.2	2.5	2.5	2.5	2.4	2.3
Avg. Stride Length [m]	4.8	6.9	7.3	7.6	7.5	7.1



- [ ] Ranking at each section and finish
- .-.- No data available at this section
- NA No data available



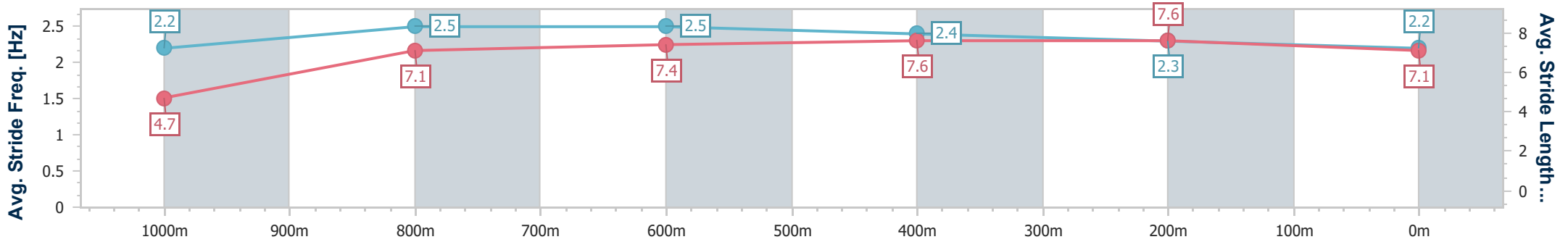
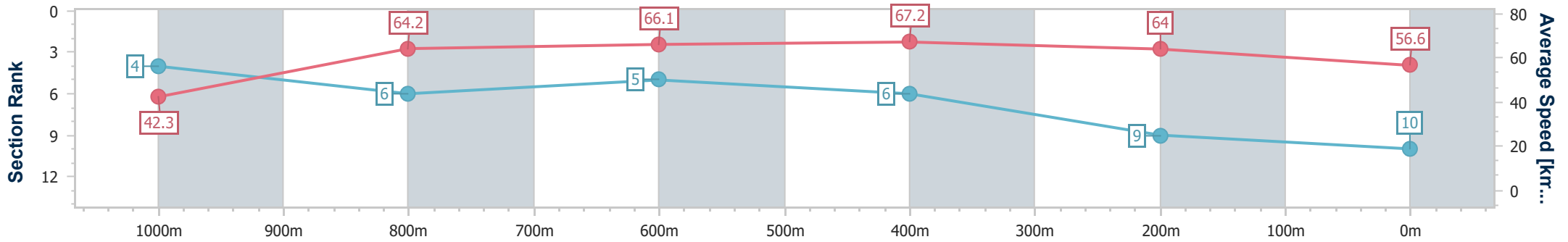
Horse/Jockey Name	Coco Royale
Final Rank	10
Fastest Section Time (Section)	0:04.25 (Overall)
Top Speed [km/h] (Section)	68.1 (600m)
Race State	Finished



Rockhampton QLD Professional  
 Race 4: Thomos Betta Home Living 0 - 55 Handicap - 1050m  
 14 May 2024 - 15:35  
 Track Rating: Good 4, Weather: Fine, Rail Position: +4.5m Entire



Section	Overall	1000m	800m	600m	400m	200m
Section Times	1:01.61 [10] (0:04.25)	0:57.36 [4] (0:11.49)	0:45.87 [6] (0:11.18)	0:34.69 [5] (0:10.76)	0:23.93 [6] (0:11.23)	0:12.70 [9] (0:12.70)
Average Speed [km/h]	42.3	64.2	66.1	67.2	64.0	56.6
Top Speed [km/h]	55.9	66.7	67.8	68.1	67.9	61.0
Avg. Dist. to Rail [m]	10.7	4.8	3.4	6.7	7.9	8.7
Avg. Stride Freq. [Hz]	2.2	2.5	2.5	2.4	2.3	2.2
Avg. Stride Length [m]	4.7	7.1	7.4	7.6	7.6	7.1



- [ ] Ranking at each section and finish
- .-.- No data available at this section
- NA No data available