



Rockhampton QLD Professional

Race 1: Wade Hunt IT QTIS Two-Years-Old Handicap - 1050m

14 May 2024 - 13:45



Track Rating: Good 4, Weather: Fine, Rail Position: +4.5m

| Section | | Overall | 1000m | 800m | 600m | 400m | 200m | Last 600m | | | | | |
|-------------|-------------------------------------|----------------------|----------------------|----------------------|--------------------------|--------------------------|--------------------------|--------------------------|--------------------------|--------------------------|---------|---------|------------------------|
| Field Times | | 1:00.22 (0:04.16) | 0:56.06 (0:11.18) | 0:44.88 (0:11.59) | 0:33.29 (0:10.91) | 0:22.38 (0:10.81) | 0:11.57 (0:11.57) | 0:33.29 | | | | | |
| Rank | TAB Horse/Jockey | Barrier | Top Speed [km/h] | Fastest Section | | | | | | | | Margin | Distance Travelled [m] |
| 1 | 1 I'LLTELLYOUGO Brooke Johnson | 3 | 67.7 400m | 0:04.34 Overall | 1:00.22 [1] (0:04.34) | 0:55.88 [2] (0:11.00) | 0:44.88 [1] (0:11.59) | 0:33.29 [1] (0:10.91) | 0:22.38 [1] (0:10.81) | 0:11.57 [1] (0:11.57) | 1:00.22 | 0:33.29 | |
| 2 | 2 ASTRA STAR Les Tilley | 4 | 69.3 600m | 0:04.42 Overall | 1:00.36 [2] (0:04.42) | 0:55.94 [3] (0:11.24) | 0:44.70 [3] (0:11.65) | 0:33.05 [3] (0:10.82) | 0:22.23 [3] (0:10.66) | 0:11.57 [2] (0:11.57) | 0.83L | 0:33.05 | +4 |
| 3 | 4 AMBERINGER Warwick Satherley | 2 | 68.8 600m | 0:04.43 Overall | 1:00.97 [3] (0:04.43) | 0:56.54 [4] (0:11.63) | 0:44.91 [5] (0:11.40) | 0:33.51 [4] (0:10.88) | 0:22.63 [4] (0:10.85) | 0:11.78 [4] (0:11.78) | 4.43L | 0:33.51 | +4 |
| 4 | 6 FLY TRAP Chris Whiteley | 6 | 69.3 600m | 0:04.61 Overall | 1:01.11 [4] (0:04.61) | 0:56.50 [6] (0:11.73) | 0:44.77 [6] (0:11.31) | 0:33.46 [6] (0:10.74) | 0:22.72 [5] (0:10.70) | 0:12.02 [3] (0:12.02) | 5.27L | 0:33.46 | +5 |
| 5 | 3 DUBIOUS AUTHORITY Melea Castle | 1 | 67.5 600m | 0:04.16 Overall | 1:01.71 [5] (0:04.16) | 0:57.55 [1] (0:11.56) | 0:45.99 [4] (0:11.77) | 0:34.22 [5] (0:10.95) | 0:23.27 [6] (0:11.15) | 0:12.12 [6] (0:12.12) | 8.77L | 0:34.22 | +7 |
| 6 | 5 BOOM SIGHT Jackson Murphy | 5 | 68.3 1000m | 0:04.46 Overall | 1:02.29 [6] (0:04.46) | 0:57.83 [5] (0:10.89) | 0:46.94 [2] (0:11.66) | 0:35.28 [2] (0:10.98) | 0:24.30 [2] (0:11.35) | 0:12.95 [5] (0:12.95) | 12.21L | 0:35.28 | +2 |

[] Ranking at each section and finish
 -:-:-:- No data available at this section
 NA No data available

SCN Saddle cloth number
 DNF Did not finish
 DNT Did not track



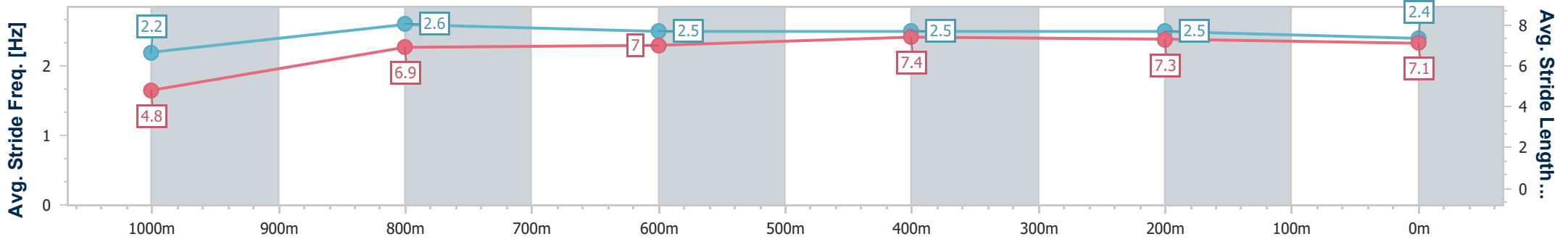
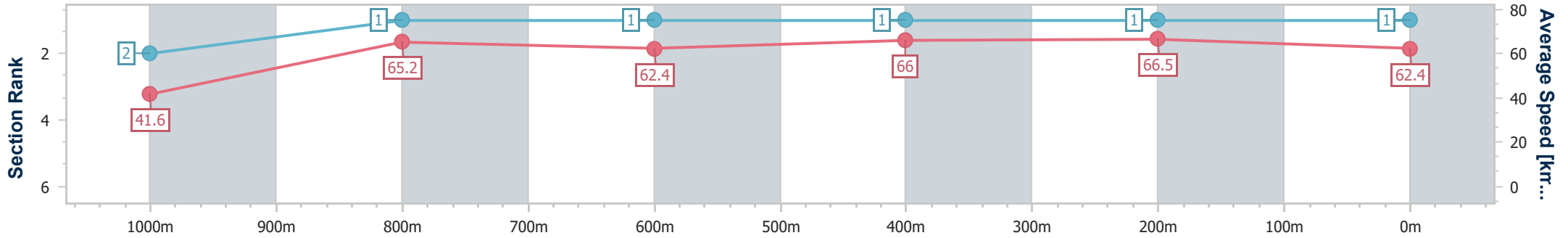
| | |
|--------------------------------|-------------------|
| Horse/Jockey Name | I'tellyougo |
| Final Rank | 1 |
| Fastest Section Time (Section) | 0:04.34 (Overall) |
| Top Speed [km/h] (Section) | 67.7 (400m) |
| Race State | Finished |



Rockhampton QLD Professional
 Race 1: Wade Hunt IT QTIS Two-Years-Old Handicap - 1050m
 14 May 2024 - 13:45
 Track Rating: Good 4, Weather: Fine, Rail Position: +4.5m



| Section | Overall | 1000m | 800m | 600m | 400m | 200m |
|------------------------|--------------------------|--------------------------|--------------------------|--------------------------|--------------------------|--------------------------|
| Section Times | 1:00.22 [1] (0:04.34) | 0:55.88 [2] (0:11.00) | 0:44.88 [1] (0:11.59) | 0:33.29 [1] (0:10.91) | 0:22.38 [1] (0:10.81) | 0:11.57 [1] (0:11.57) |
| Average Speed [km/h] | 41.6 | 65.2 | 62.4 | 66.0 | 66.5 | 62.4 |
| Top Speed [km/h] | 56.9 | 67.2 | 65.1 | 67.7 | 67.7 | 65.1 |
| Avg. Dist. to Rail [m] | 1.9 | 0.8 | 1.3 | 1.4 | 1.8 | 2.9 |
| Avg. Stride Freq. [Hz] | 2.2 | 2.6 | 2.5 | 2.5 | 2.5 | 2.4 |
| Avg. Stride Length [m] | 4.8 | 6.9 | 7.0 | 7.4 | 7.3 | 7.1 |



- [] Ranking at each section and finish
- .-.- No data available at this section
- NA No data available



| | |
|--------------------------------|-------------------|
| Horse/Jockey Name | Astra Star |
| Final Rank | 2 |
| Fastest Section Time (Section) | 0:04.42 (Overall) |
| Top Speed [km/h] (Section) | 69.3 (600m) |
| Race State | Finished |



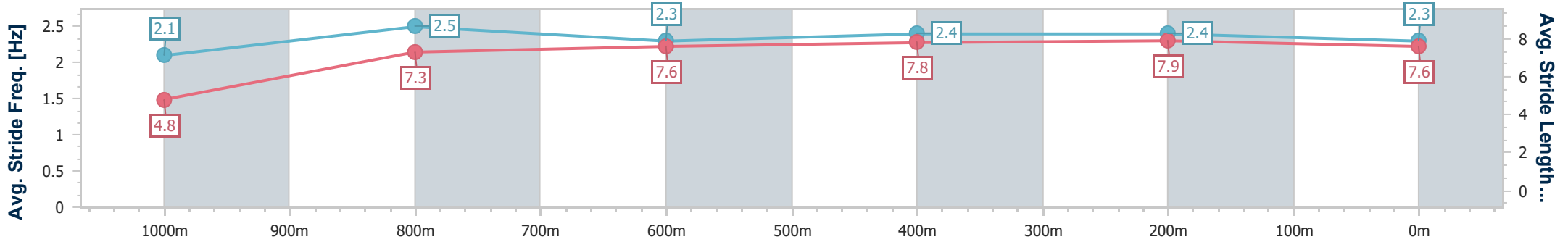
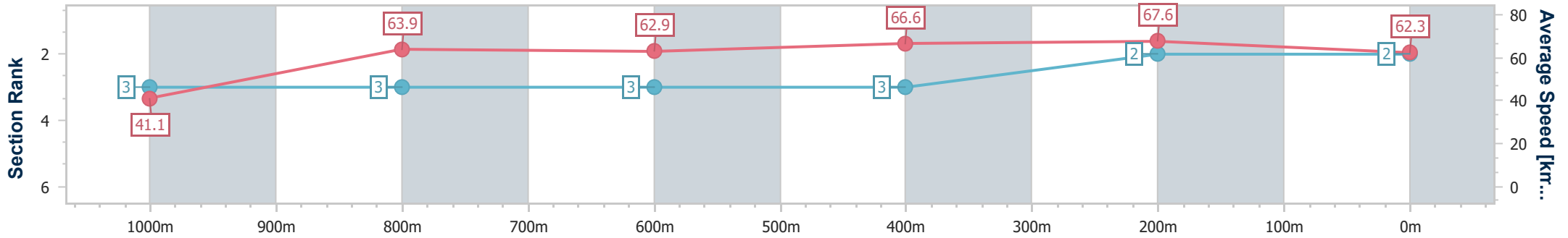
Rockhampton QLD Professional
Race 1: Wade Hunt IT QTIS Two-Years-Old Handicap - 1050m



14 May 2024 - 13:45

Track Rating: Good 4, Weather: Fine, Rail Position: +4.5m

| Section | Overall | 1000m | 800m | 600m | 400m | 200m |
|------------------------|--------------------------|--------------------------|--------------------------|--------------------------|--------------------------|--------------------------|
| Section Times | 1:00.36 [2] (0:04.42) | 0:55.94 [3] (0:11.24) | 0:44.70 [3] (0:11.65) | 0:33.05 [3] (0:10.82) | 0:22.23 [3] (0:10.66) | 0:11.57 [2] (0:11.57) |
| Average Speed [km/h] | 41.1 | 63.9 | 62.9 | 66.6 | 67.6 | 62.3 |
| Top Speed [km/h] | 56.0 | 66.1 | 65.9 | 69.3 | 69.3 | 66.1 |
| Avg. Dist. to Rail [m] | 3.2 | 0.6 | 2.1 | 4.7 | 4.7 | 5.3 |
| Avg. Stride Freq. [Hz] | 2.1 | 2.5 | 2.3 | 2.4 | 2.4 | 2.3 |
| Avg. Stride Length [m] | 4.8 | 7.3 | 7.6 | 7.8 | 7.9 | 7.6 |



- [] Ranking at each section and finish
- .-.- No data available at this section
- NA No data available



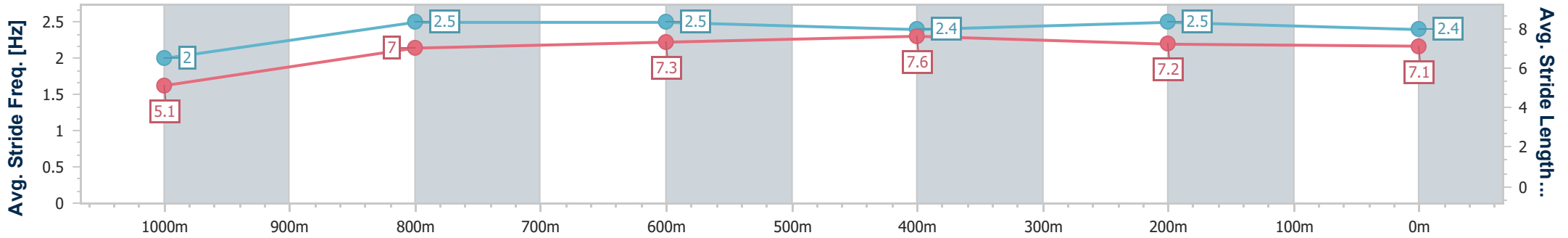
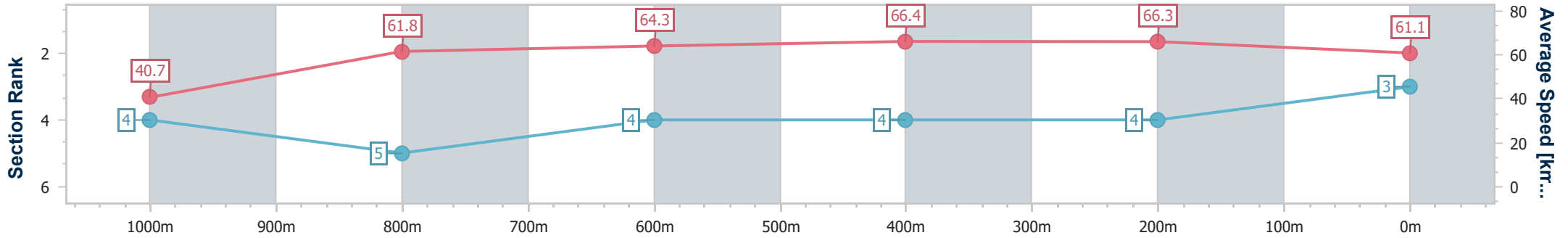
| | |
|--------------------------------|-------------------|
| Horse/Jockey Name | Amberinger |
| Final Rank | 3 |
| Fastest Section Time (Section) | 0:04.43 (Overall) |
| Top Speed [km/h] (Section) | 68.8 (600m) |
| Race State | Finished |



Rockhampton QLD Professional
 Race 1: Wade Hunt IT QTIS Two-Years-Old Handicap - 1050m
 14 May 2024 - 13:45
 Track Rating: Good 4, Weather: Fine, Rail Position: +4.5m



| Section | Overall | 1000m | 800m | 600m | 400m | 200m |
|------------------------|--------------------------|--------------------------|--------------------------|--------------------------|--------------------------|--------------------------|
| Section Times | 1:00.97 [3] (0:04.43) | 0:56.54 [4] (0:11.63) | 0:44.91 [5] (0:11.40) | 0:33.51 [4] (0:10.88) | 0:22.63 [4] (0:10.85) | 0:11.78 [4] (0:11.78) |
| Average Speed [km/h] | 40.7 | 61.8 | 64.3 | 66.4 | 66.3 | 61.1 |
| Top Speed [km/h] | 56.9 | 65.5 | 65.5 | 68.8 | 67.9 | 66.1 |
| Avg. Dist. to Rail [m] | 1.0 | 0.7 | 2.4 | 4.3 | 6.2 | 5.9 |
| Avg. Stride Freq. [Hz] | 2.0 | 2.5 | 2.5 | 2.4 | 2.5 | 2.4 |
| Avg. Stride Length [m] | 5.1 | 7.0 | 7.3 | 7.6 | 7.2 | 7.1 |



- [] Ranking at each section and finish
- .-.- No data available at this section
- NA No data available



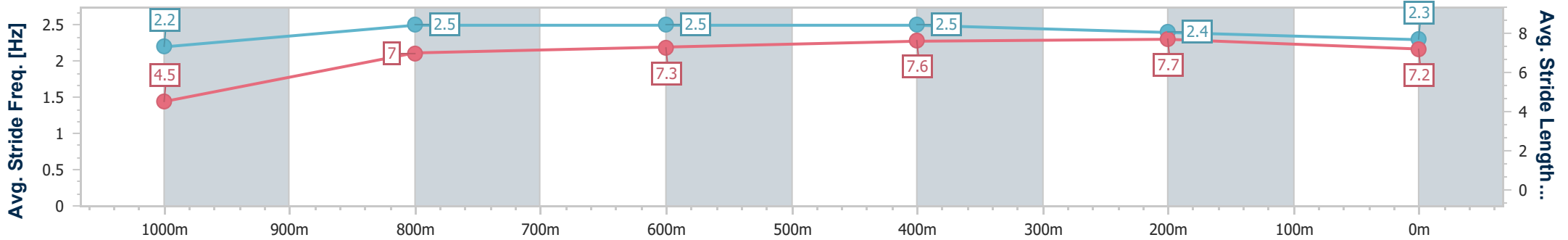
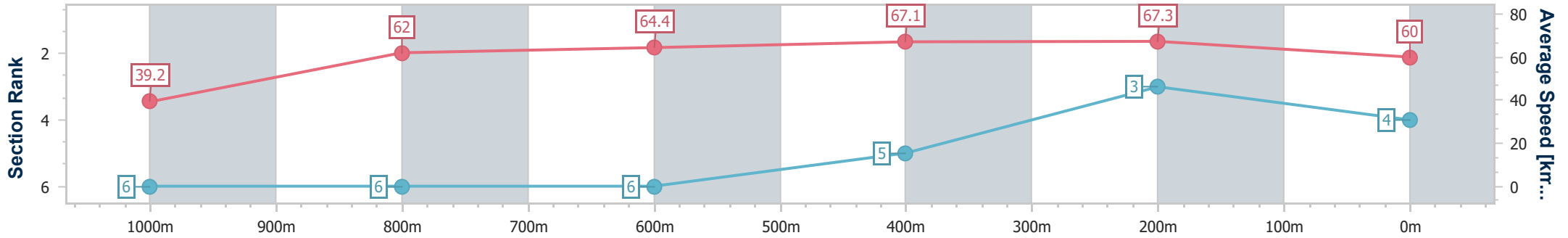
| | |
|--------------------------------|-------------------|
| Horse/Jockey Name | Fly Trap |
| Final Rank | 4 |
| Fastest Section Time (Section) | 0:04.61 (Overall) |
| Top Speed [km/h] (Section) | 69.3 (600m) |
| Race State | Finished |



Rockhampton QLD Professional
 Race 1: Wade Hunt IT QTIS Two-Years-Old Handicap - 1050m
 14 May 2024 - 13:45
 Track Rating: Good 4, Weather: Fine, Rail Position: +4.5m



| Section | Overall | 1000m | 800m | 600m | 400m | 200m |
|------------------------|--------------------------|--------------------------|--------------------------|--------------------------|--------------------------|--------------------------|
| Section Times | 1:01.11 [4] (0:04.61) | 0:56.50 [6] (0:11.73) | 0:44.77 [6] (0:11.31) | 0:33.46 [6] (0:10.74) | 0:22.72 [5] (0:10.70) | 0:12.02 [3] (0:12.02) |
| Average Speed [km/h] | 39.2 | 62.0 | 64.4 | 67.1 | 67.3 | 60.0 |
| Top Speed [km/h] | 55.4 | 64.9 | 65.8 | 69.3 | 68.9 | 64.6 |
| Avg. Dist. to Rail [m] | 6.2 | 1.9 | 1.3 | 3.8 | 4.7 | 3.8 |
| Avg. Stride Freq. [Hz] | 2.2 | 2.5 | 2.5 | 2.5 | 2.4 | 2.3 |
| Avg. Stride Length [m] | 4.5 | 7.0 | 7.3 | 7.6 | 7.7 | 7.2 |



- [] Ranking at each section and finish
- .-.- No data available at this section
- NA No data available



| | |
|--------------------------------|-------------------|
| Horse/Jockey Name | Dubious Authority |
| Final Rank | 5 |
| Fastest Section Time (Section) | 0:04.16 (Overall) |
| Top Speed [km/h] (Section) | 67.5 (600m) |
| Race State | Finished |



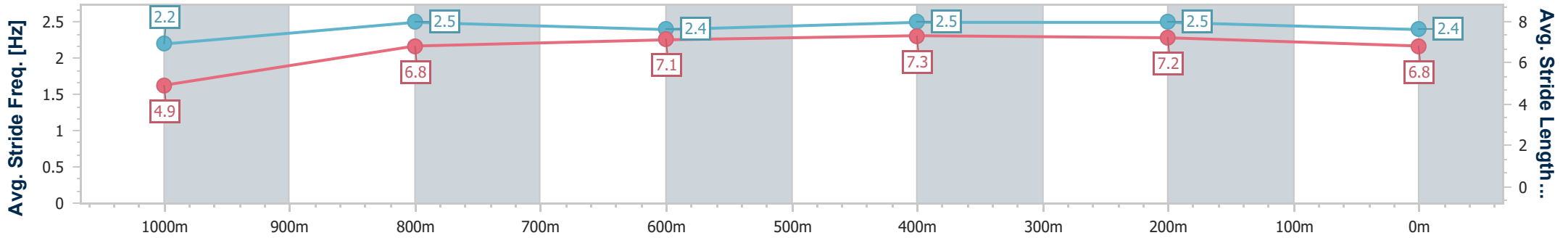
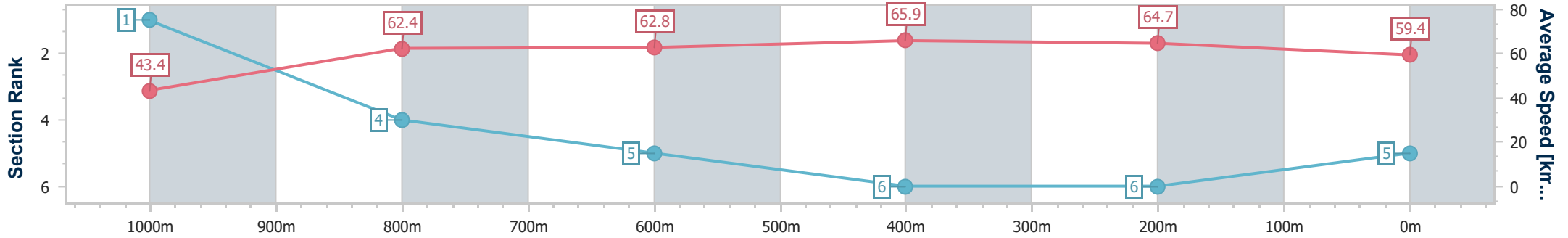
Rockhampton QLD Professional
Race 1: Wade Hunt IT QTIS Two-Years-Old Handicap - 1050m



14 May 2024 - 13:45

Track Rating: Good 4, Weather: Fine, Rail Position: +4.5m

| Section | Overall | 1000m | 800m | 600m | 400m | 200m |
|------------------------|--------------------------|--------------------------|--------------------------|--------------------------|--------------------------|--------------------------|
| Section Times | 1:01.71 [5] (0:04.16) | 0:57.55 [1] (0:11.56) | 0:45.99 [4] (0:11.77) | 0:34.22 [5] (0:10.95) | 0:23.27 [6] (0:11.15) | 0:12.12 [6] (0:12.12) |
| Average Speed [km/h] | 43.4 | 62.4 | 62.8 | 65.9 | 64.7 | 59.4 |
| Top Speed [km/h] | 55.0 | 64.6 | 64.5 | 67.5 | 66.8 | 62.2 |
| Avg. Dist. to Rail [m] | 0.7 | 1.3 | 3.4 | 4.0 | 3.5 | 6.1 |
| Avg. Stride Freq. [Hz] | 2.2 | 2.5 | 2.4 | 2.5 | 2.5 | 2.4 |
| Avg. Stride Length [m] | 4.9 | 6.8 | 7.1 | 7.3 | 7.2 | 6.8 |



- [] Ranking at each section and finish
- .-.- No data available at this section
- NA No data available



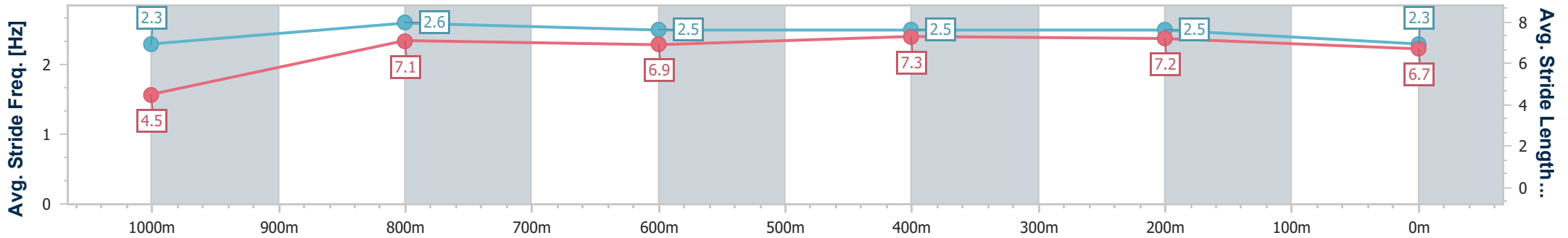
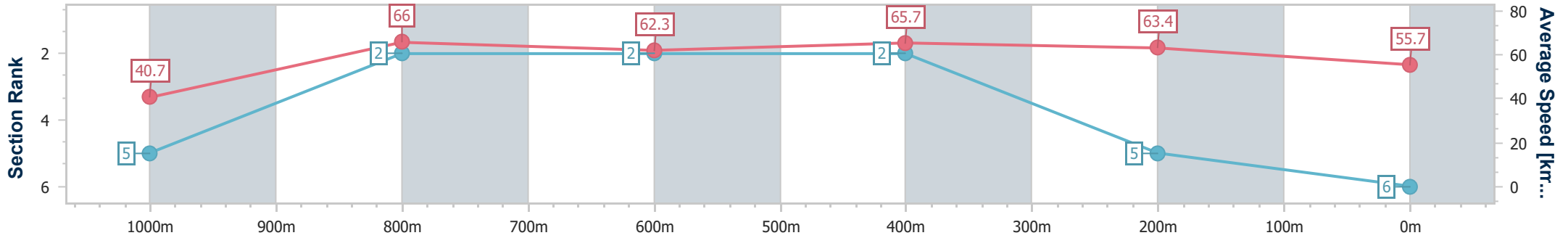
| | |
|--------------------------------|-------------------|
| Horse/Jockey Name | Boom Sight |
| Final Rank | 6 |
| Fastest Section Time (Section) | 0:04.46 (Overall) |
| Top Speed [km/h] (Section) | 68.3 (1000m) |
| Race State | Finished |



Rockhampton QLD Professional
 Race 1: Wade Hunt IT QTIS Two-Years-Old Handicap - 1050m
 14 May 2024 - 13:45
 Track Rating: Good 4, Weather: Fine, Rail Position: +4.5m



| Section | Overall | 1000m | 800m | 600m | 400m | 200m |
|------------------------|--------------------------|--------------------------|--------------------------|--------------------------|--------------------------|--------------------------|
| Section Times | 1:02.29 [6] (0:04.46) | 0:57.83 [5] (0:10.89) | 0:46.94 [2] (0:11.66) | 0:35.28 [2] (0:10.98) | 0:24.30 [2] (0:11.35) | 0:12.95 [5] (0:12.95) |
| Average Speed [km/h] | 40.7 | 66.0 | 62.3 | 65.7 | 63.4 | 55.7 |
| Top Speed [km/h] | 58.2 | 68.3 | 67.6 | 67.0 | 65.7 | 59.6 |
| Avg. Dist. to Rail [m] | 4.6 | 0.9 | 1.4 | 3.4 | 3.2 | 3.1 |
| Avg. Stride Freq. [Hz] | 2.3 | 2.6 | 2.5 | 2.5 | 2.5 | 2.3 |
| Avg. Stride Length [m] | 4.5 | 7.1 | 6.9 | 7.3 | 7.2 | 6.7 |



- [] Ranking at each section and finish
- .-.- No data available at this section
- NA No data available