



Sunshine Coast Poly Track QLD Professional

Race 8: TAB BENCHMARK 58 Handicap - 1000m

12 May 2024 - 16:51



Track Rating: Synthetic, Weather: , Rail Position: True

Section		Overall									Last 600m	
Field Times		0:58.21 (0:13.65)									0:33.68	
		800m			600m			400m			200m	
		0:44.56 (0:10.88)			0:33.68 (0:11.02)			0:22.66 (0:11.00)			0:11.66 (0:11.66)	
Rank	TAB	Horse/Jockey	Barrier	Top Speed [km/h]	Fastest Section	Overall	800m	600m	400m	200m	Margin	Distance Travelled [m]
1	15	BULSARA Shania Willis	3	69.1 800m	0:10.77 800m	0:58.21 [1] (0:13.76)	0:44.45 [3] (0:10.77)	0:33.68 [1] (0:11.06)	0:22.62 [2] (0:11.00)	0:11.62 [2] (0:11.62)	0:58.21	0:33.68
2	12	RUSSIAN PINS Michael Cahill	8	68.9 800m	0:10.89 800m	0:58.25 [2] (0:13.68)	0:44.57 [2] (0:10.89)	0:33.68 [3] (0:10.98)	0:22.70 [1] (0:11.00)	0:11.70 [1] (0:11.70)	0.2L	0:33.68 +1
3	3	COPPER SUNSET Paul Hamblin	7	68.7 800m	0:10.75 800m	0:59.03 [3] (0:14.08)	0:44.95 [6] (0:10.75)	0:34.20 [7] (0:11.14)	0:23.06 [7] (0:11.16)	0:11.90 [4] (0:11.90)	4.7L	0:34.20 -2
4	11	CITY CHICK Nikki Olzard	18	68.3 800m	0:10.94 800m	0:59.05 [4] (0:13.83)	0:45.22 [5] (0:10.94)	0:34.28 [6] (0:11.13)	0:23.15 [6] (0:11.10)	0:12.05 [3] (0:12.05)	4.8L	0:34.28 +5
5	10	MISSILE ONE Emily Lang	16	68.3 800m	0:10.94 800m	0:59.32 [5] (0:13.82)	0:45.50 [4] (0:10.94)	0:34.56 [4] (0:11.07)	0:23.49 [4] (0:11.31)	0:12.18 [5] (0:12.18)	6.3L	0:34.56 +4
6	6	IRON POWER Nathan Thomas	17	68.7 800m	0:11.02 800m	0:59.44 [6] (0:14.24)	0:45.20 [9] (0:11.02)	0:34.18 [9] (0:11.27)	0:22.91 [9] (0:11.19)	0:11.72 [8] (0:11.72)	6.8L	0:34.18 +9
7	9	FLEUR DE VIE Jake Bayliss	6	69.8 800m	0:10.56 800m	0:59.47 [7] (0:14.20)	0:45.27 [7] (0:10.56)	0:34.71 [5] (0:11.10)	0:23.61 [5] (0:11.50)	0:12.11 [7] (0:12.11)	7L	0:34.71 -6
8	8	BOLD RANSOM Cody Collis	20	68.5 800m	0:11.01 400m	0:59.49 [8] (0:14.37)	0:45.12 [11] (0:11.14)	0:33.98 [11] (0:11.23)	0:22.75 [11] (0:11.01)	0:11.74 [9] (0:11.74)	7.1L	0:33.98 +13
9	17	STEAL THE FIELD Robbie Dolan	9	67.9 600m	0:10.94 800m	0:59.62 [9] (0:14.23)	0:45.39 [8] (0:10.94)	0:34.45 [8] (0:10.95)	0:23.50 [8] (0:11.23)	0:12.27 [6] (0:12.27)	7.6L	0:34.45 +1
10	14	SET ABLAZE Jim Byrne	10	67.4 800m	0:11.13 800m	1:00.11 [10] (0:14.31)	0:45.80 [10] (0:11.13)	0:34.67 [10] (0:11.16)	0:23.51 [10] (0:11.30)	0:12.21 [10] (0:12.21)	10.6L	0:34.67 +7

Scratched: Curry Legend (#18), Torre Egger (#16), Cosmic Serenade (#1), Shinshintto (#4), Money Man (#2), Bet Lucy (#19), Soozie Maree (#20), On Merit (#7), Buckaltius (#5)

[] Ranking at each section and finish
 -:-:- No data available at this section
 NA No data available

SCN Saddle cloth number
 DNF Did not finish
 DNT Did not track



Sunshine Coast Poly Track QLD Professional

Race 8: TAB BENCHMARK 58 Handicap - 1000m

12 May 2024 - 16:51



Track Rating: Synthetic, Weather: , Rail Position: True

Section	Overall	800m	600m	400m	200m	Last 600m
Field Times	0:58.21 (0:13.65)	0:44.56 (0:10.88)	0:33.68 (0:11.02)	0:22.66 (0:11.00)	0:11.66 (0:11.66)	0:33.68

Rank	TAB	Horse/Jockey	Barrier	Top Speed [km/h]	Fastest Section	Overall	800m	600m	400m	200m	Margin	Last 600m	Distance Travelled [m]
11	13	SIDE SHOW SALLY	1	68.5	0:10.89	1:01.88 [11]	0:48.23 [1]	0:37.34 [2]	0:26.15 [3]	0:13.98 [11]	20.9L	0:37.34	-3
		Samantha Collett		800m	800m	(0:13.65)	(0:10.89)	(0:11.19)	(0:12.17)	(0:13.98)			

Scratched: Curry Legend (#18), Torre Egger (#16), Cosmic Serenade (#1), Shinshintto (#4), Money Man (#2), Bet Lucy (#19), Soozie Maree (#20), On Merit (#7), Buckaltius (#5)

[] Ranking at each section and finish
 -:-:-:- No data available at this section
 NA No data available

SCN Saddle cloth number
 DNF Did not finish
 DNT Did not track



Horse/Jockey Name	Bulsara
Final Rank	1
Fastest Section Time (Section)	0:10.77 (800m)
Top Speed [km/h] (Section)	69.1 (800m)
Race State	Finished



Sunshine Coast Poly Track QLD Professional

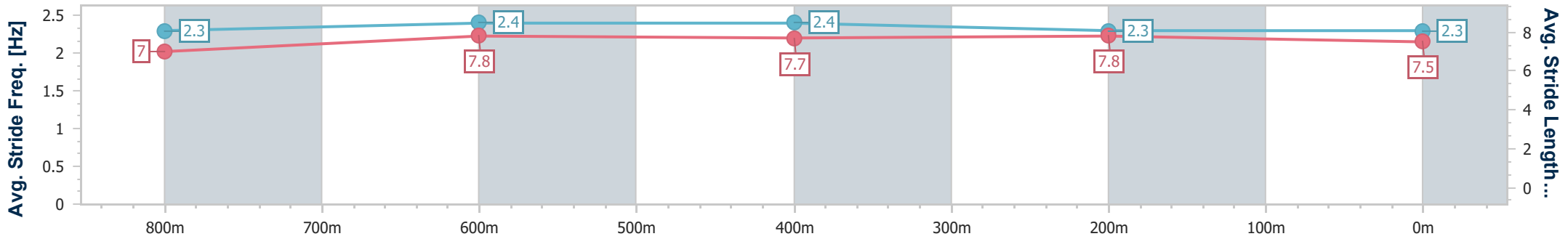
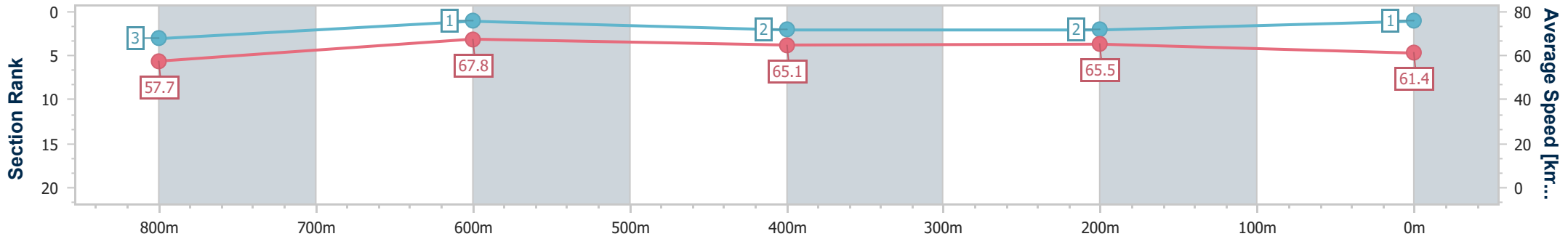
Race 8: TAB BENCHMARK 58 Handicap - 1000m

12 May 2024 - 16:51

Track Rating: Synthetic, Weather: , Rail Position: True



Section	Overall	800m	600m	400m	200m
Section Times	0:58.21 [1] (0:13.76)	0:44.45 [3] (0:10.77)	0:33.68 [1] (0:11.06)	0:22.62 [2] (0:11.00)	0:11.62 [2] (0:11.62)
Average Speed [km/h]	57.7	67.8	65.1	65.5	61.4
Top Speed [km/h]	62.8	69.1	68.2	66.4	66.0
Avg. Dist. to Rail [m]	4.0	1.9	0.2	0.7	1.7
Avg. Stride Freq. [Hz]	2.3	2.4	2.4	2.3	2.3
Avg. Stride Length [m]	7.0	7.8	7.7	7.8	7.5



- [] Ranking at each section and finish
- .-.- No data available at this section
- NA No data available



Horse/Jockey Name	Russian Pins
Final Rank	2
Fastest Section Time (Section)	0:10.89 (800m)
Top Speed [km/h] (Section)	68.9 (800m)
Race State	Finished



Sunshine Coast Poly Track QLD Professional

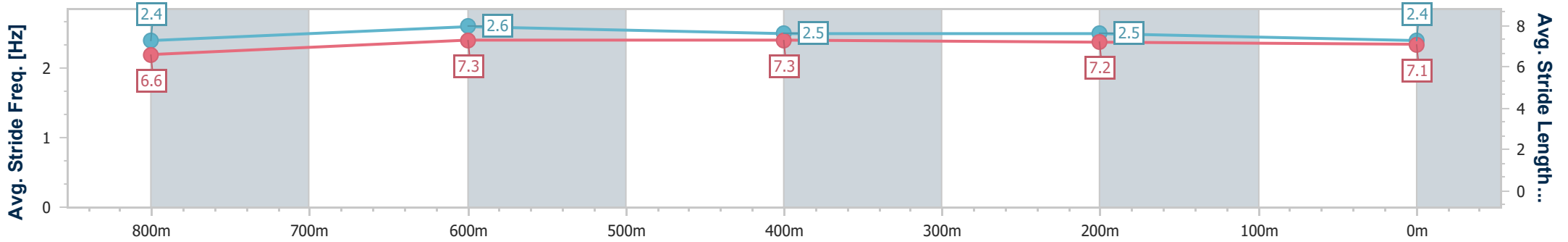
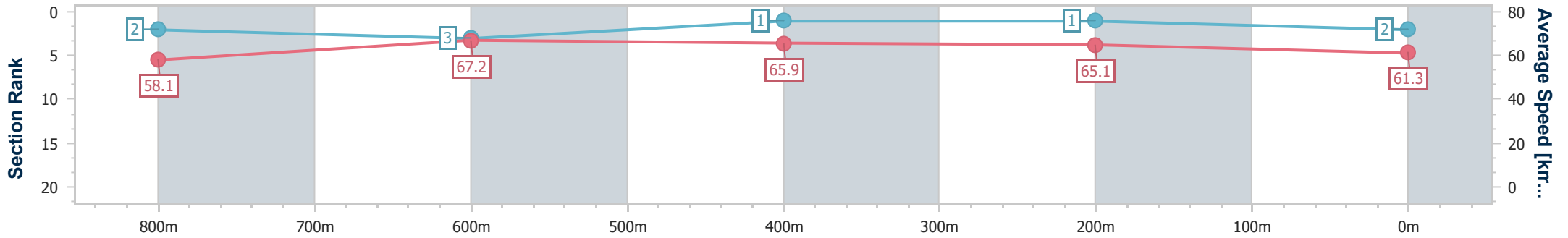
Race 8: TAB BENCHMARK 58 Handicap - 1000m

12 May 2024 - 16:51

Track Rating: Synthetic, Weather: , Rail Position: True



Section	Overall	800m	600m	400m	200m
Section Times	0:58.25 [2] (0:13.68)	0:44.57 [2] (0:10.89)	0:33.68 [3] (0:10.98)	0:22.70 [1] (0:11.00)	0:11.70 [1] (0:11.70)
Average Speed [km/h]	58.1	67.2	65.9	65.1	61.3
Top Speed [km/h]	63.7	68.9	67.5	66.5	66.1
Avg. Dist. to Rail [m]	5.5	2.1	0.4	1.7	2.6
Avg. Stride Freq. [Hz]	2.4	2.6	2.5	2.5	2.4
Avg. Stride Length [m]	6.6	7.3	7.3	7.2	7.1



- [] Ranking at each section and finish
- .-.- No data available at this section
- NA No data available



Horse/Jockey Name	Copper Sunset
Final Rank	3
Fastest Section Time (Section)	0:10.75 (800m)
Top Speed [km/h] (Section)	68.7 (800m)
Race State	Finished



Sunshine Coast Poly Track QLD Professional

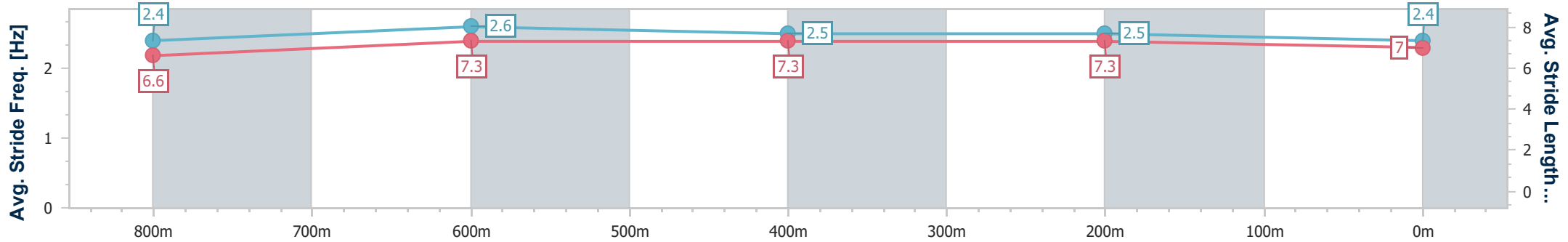
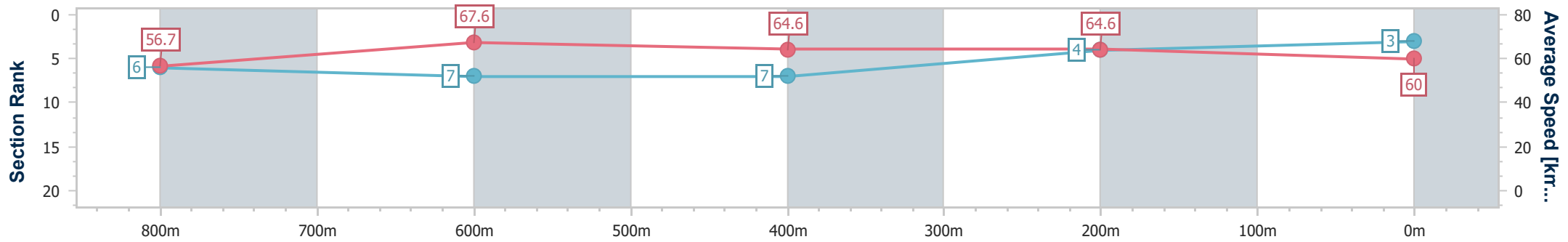
Race 8: TAB BENCHMARK 58 Handicap - 1000m

12 May 2024 - 16:51

Track Rating: Synthetic, Weather: , Rail Position: True



Section	Overall	800m	600m	400m	200m
Section Times	0:59.03 [3] (0:14.08)	0:44.95 [6] (0:10.75)	0:34.20 [7] (0:11.14)	0:23.06 [7] (0:11.16)	0:11.90 [4] (0:11.90)
Average Speed [km/h]	56.7	67.6	64.6	64.6	60.0
Top Speed [km/h]	62.9	68.7	68.2	65.4	65.5
Avg. Dist. to Rail [m]	3.7	0.8	0.4	0.8	0.8
Avg. Stride Freq. [Hz]	2.4	2.6	2.5	2.5	2.4
Avg. Stride Length [m]	6.6	7.3	7.3	7.3	7.0



- [] Ranking at each section and finish
- .-.- No data available at this section
- NA No data available



Horse/Jockey Name	City Chick
Final Rank	4
Fastest Section Time (Section)	0:10.94 (800m)
Top Speed [km/h] (Section)	68.3 (800m)
Race State	Finished



Sunshine Coast Poly Track QLD Professional

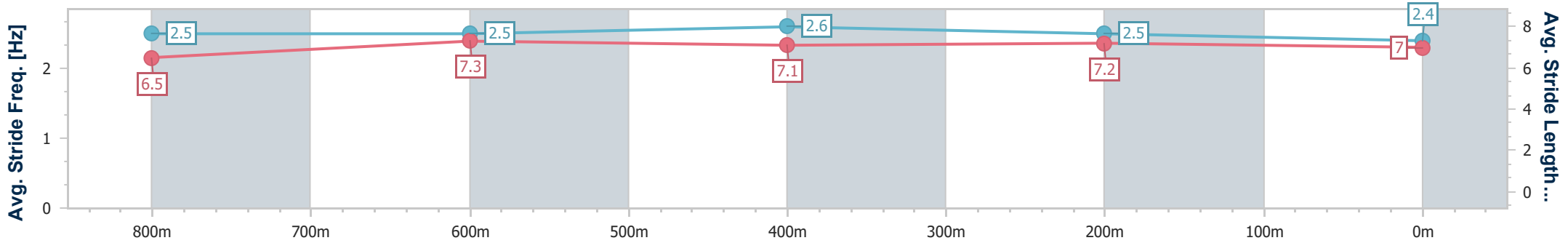
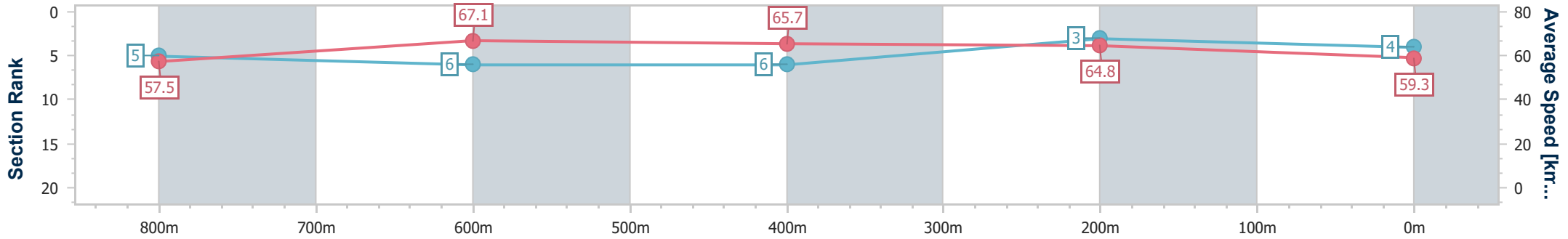
Race 8: TAB BENCHMARK 58 Handicap - 1000m

12 May 2024 - 16:51

Track Rating: Synthetic, Weather: , Rail Position: True



Section	Overall	800m	600m	400m	200m
Section Times	0:59.05 [4] (0:13.83)	0:45.22 [5] (0:10.94)	0:34.28 [6] (0:11.13)	0:23.15 [6] (0:11.10)	0:12.05 [3] (0:12.05)
Average Speed [km/h]	57.5	67.1	65.7	64.8	59.3
Top Speed [km/h]	63.3	68.3	67.6	66.3	65.5
Avg. Dist. to Rail [m]	9.2	2.9	2.1	4.8	5.0
Avg. Stride Freq. [Hz]	2.5	2.5	2.6	2.5	2.4
Avg. Stride Length [m]	6.5	7.3	7.1	7.2	7.0



- [] Ranking at each section and finish
- .-.-.- No data available at this section
- NA No data available



Horse/Jockey Name	Missile One
Final Rank	5
Fastest Section Time (Section)	0:10.94 (800m)
Top Speed [km/h] (Section)	68.3 (800m)
Race State	Finished



Sunshine Coast Poly Track QLD Professional

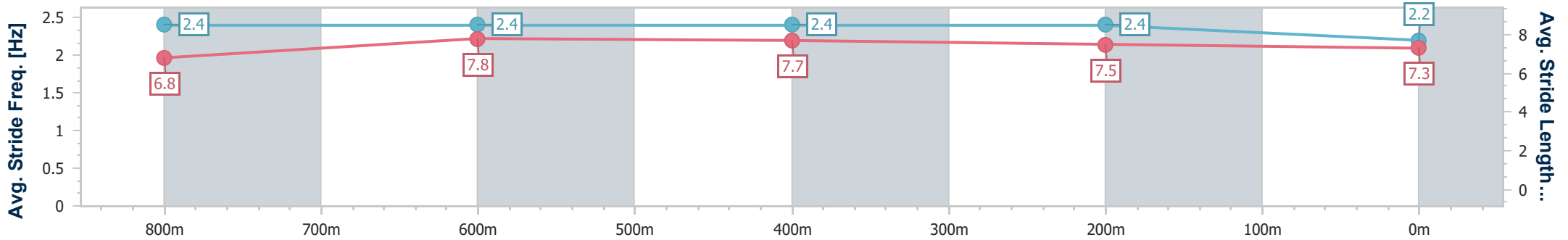
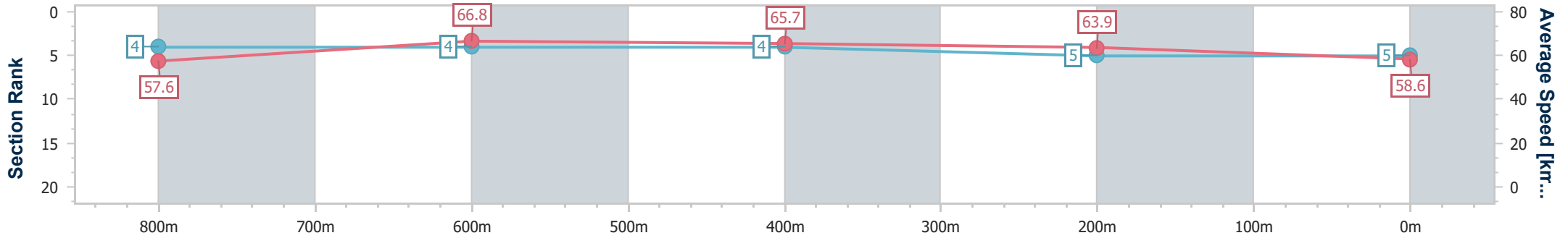
Race 8: TAB BENCHMARK 58 Handicap - 1000m

12 May 2024 - 16:51

Track Rating: Synthetic, Weather: , Rail Position: True



Section	Overall	800m	600m	400m	200m
Section Times	0:59.32 [5] (0:13.82)	0:45.50 [4] (0:10.94)	0:34.56 [4] (0:11.07)	0:23.49 [4] (0:11.31)	0:12.18 [5] (0:12.18)
Average Speed [km/h]	57.6	66.8	65.7	63.9	58.6
Top Speed [km/h]	63.6	68.3	67.7	66.3	64.2
Avg. Dist. to Rail [m]	8.3	2.6	1.6	3.9	4.4
Avg. Stride Freq. [Hz]	2.4	2.4	2.4	2.4	2.2
Avg. Stride Length [m]	6.8	7.8	7.7	7.5	7.3



- [] Ranking at each section and finish
- .-.- No data available at this section
- NA No data available



Horse/Jockey Name	Iron Power
Final Rank	6
Fastest Section Time (Section)	0:11.02 (800m)
Top Speed [km/h] (Section)	68.7 (800m)
Race State	Finished



Sunshine Coast Poly Track QLD Professional

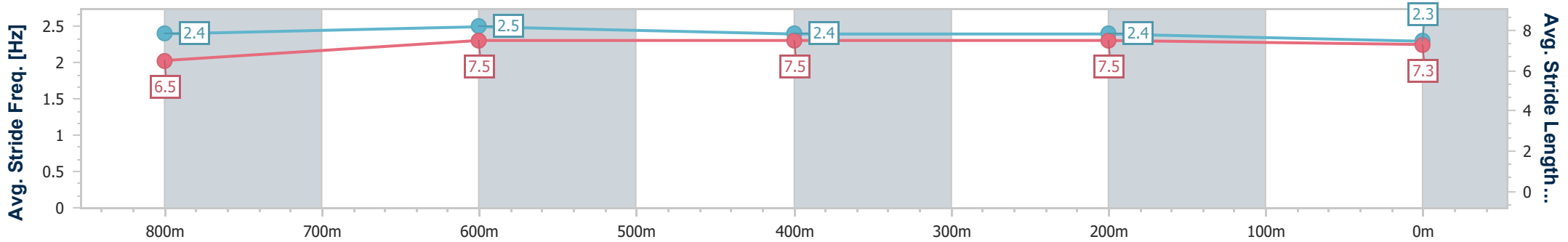
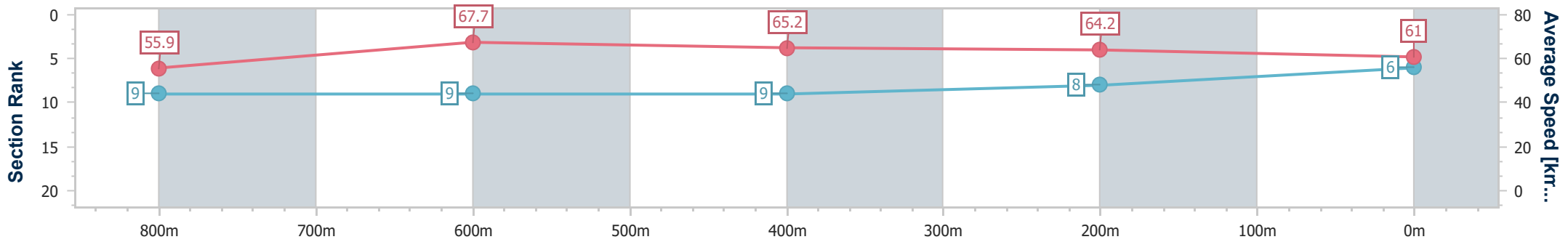
Race 8: TAB BENCHMARK 58 Handicap - 1000m

12 May 2024 - 16:51

Track Rating: Synthetic, Weather: , Rail Position: True



Section	Overall	800m	600m	400m	200m
Section Times	0:59.44 [6] (0:14.24)	0:45.20 [9] (0:11.02)	0:34.18 [9] (0:11.27)	0:22.91 [9] (0:11.19)	0:11.72 [8] (0:11.72)
Average Speed [km/h]	55.9	67.7	65.2	64.2	61.0
Top Speed [km/h]	62.9	68.7	68.3	65.6	65.0
Avg. Dist. to Rail [m]	10.4	5.0	2.6	5.0	6.8
Avg. Stride Freq. [Hz]	2.4	2.5	2.4	2.4	2.3
Avg. Stride Length [m]	6.5	7.5	7.5	7.5	7.3



- [] Ranking at each section and finish
- .-.-.- No data available at this section
- NA No data available



Horse/Jockey Name	Fleur De Vie
Final Rank	7
Fastest Section Time (Section)	0:10.56 (800m)
Top Speed [km/h] (Section)	69.8 (800m)
Race State	Finished



Sunshine Coast Poly Track QLD Professional

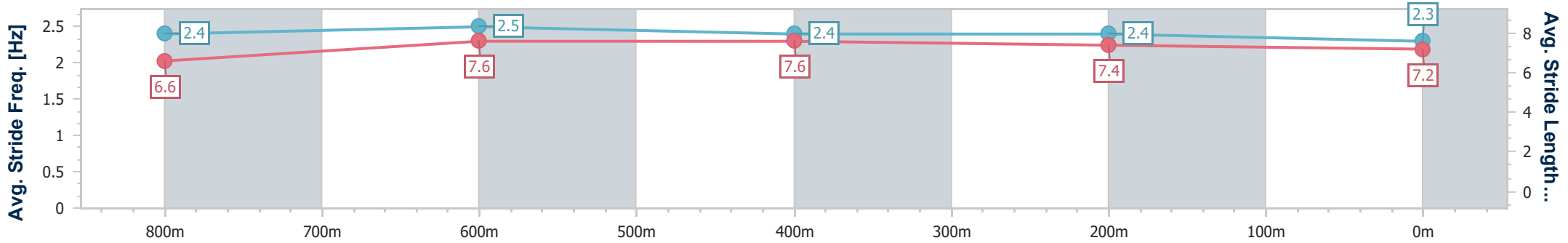
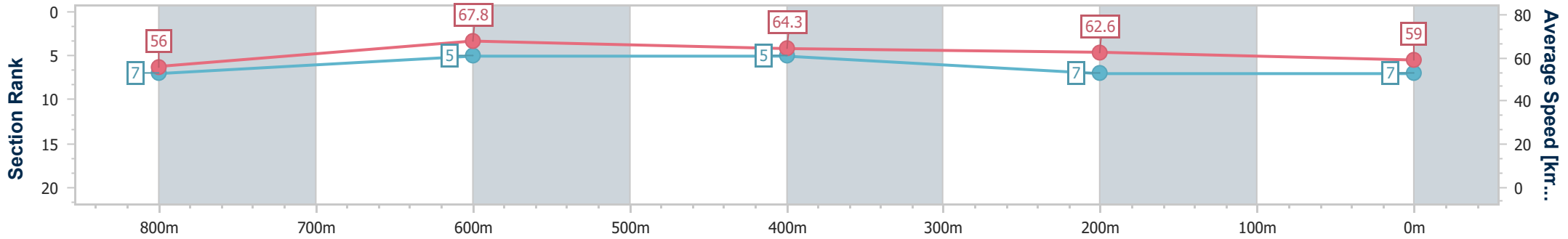
Race 8: TAB BENCHMARK 58 Handicap - 1000m

12 May 2024 - 16:51

Track Rating: Synthetic, Weather: , Rail Position: True



Section	Overall	800m	600m	400m	200m
Section Times	0:59.47 [7] (0:14.20)	0:45.27 [7] (0:10.56)	0:34.71 [5] (0:11.10)	0:23.61 [5] (0:11.50)	0:12.11 [7] (0:12.11)
Average Speed [km/h]	56.0	67.8	64.3	62.6	59.0
Top Speed [km/h]	64.5	69.8	68.4	64.8	63.1
Avg. Dist. to Rail [m]	1.9	1.0	1.1	0.5	2.2
Avg. Stride Freq. [Hz]	2.4	2.5	2.4	2.4	2.3
Avg. Stride Length [m]	6.6	7.6	7.6	7.4	7.2



- [] Ranking at each section and finish
- .-.- No data available at this section
- NA No data available



Horse/Jockey Name	Bold Ransom
Final Rank	8
Fastest Section Time (Section)	0:11.01 (400m)
Top Speed [km/h] (Section)	68.5 (800m)
Race State	Finished



Sunshine Coast Poly Track QLD Professional

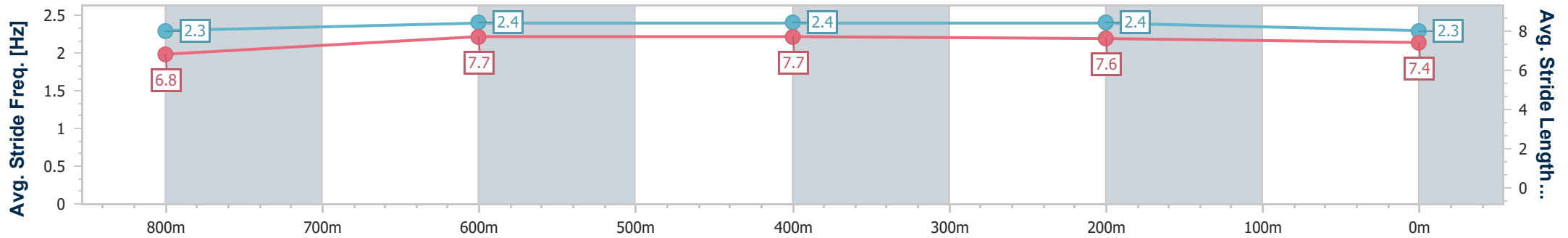
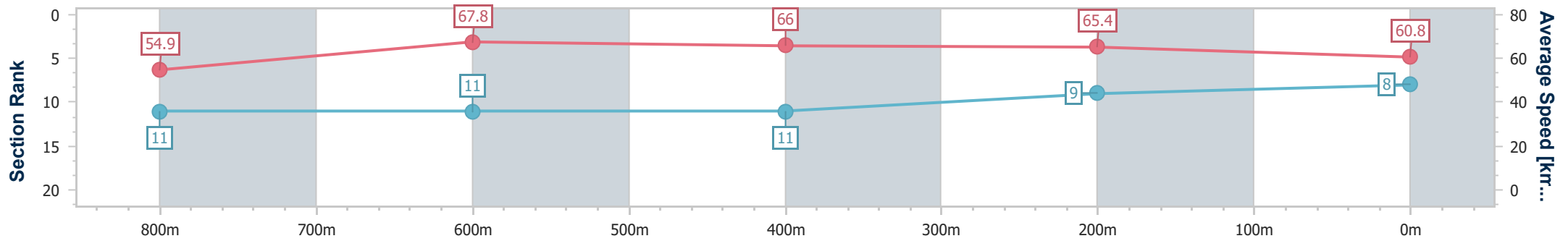
Race 8: TAB BENCHMARK 58 Handicap - 1000m

12 May 2024 - 16:51

Track Rating: Synthetic, Weather: , Rail Position: True



Section	Overall	800m	600m	400m	200m
Section Times	0:59.49 [8] (0:14.37)	0:45.12 [11] (0:11.14)	0:33.98 [11] (0:11.23)	0:22.75 [11] (0:11.01)	0:11.74 [9] (0:11.74)
Average Speed [km/h]	54.9	67.8	66.0	65.4	60.8
Top Speed [km/h]	61.7	68.5	68.0	66.5	66.0
Avg. Dist. to Rail [m]	10.9	6.4	4.1	6.6	8.1
Avg. Stride Freq. [Hz]	2.3	2.4	2.4	2.4	2.3
Avg. Stride Length [m]	6.8	7.7	7.7	7.6	7.4



- [] Ranking at each section and finish
- .-.- No data available at this section
- NA No data available



Horse/Jockey Name	Steal The Field
Final Rank	9
Fastest Section Time (Section)	0:10.94 (800m)
Top Speed [km/h] (Section)	67.9 (600m)
Race State	Finished



Sunshine Coast Poly Track QLD Professional

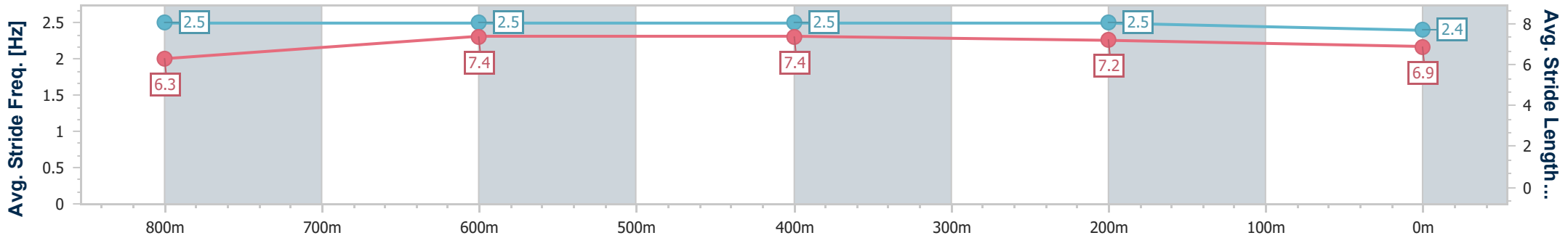
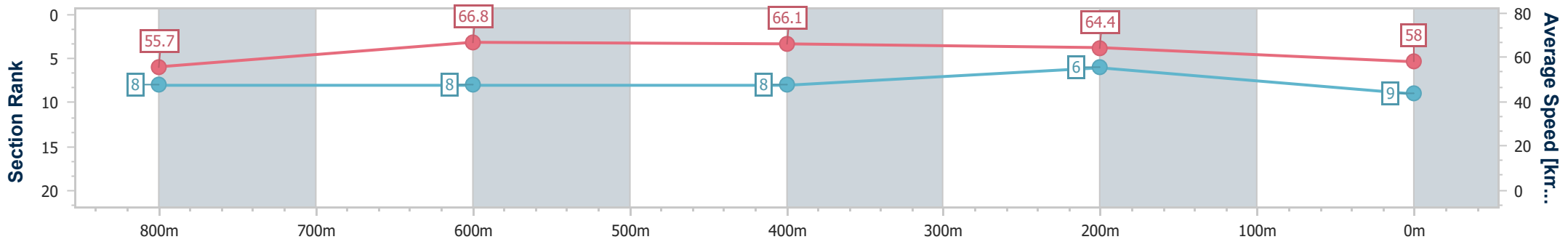
Race 8: TAB BENCHMARK 58 Handicap - 1000m

12 May 2024 - 16:51

Track Rating: Synthetic, Weather: , Rail Position: True



Section	Overall	800m	600m	400m	200m
Section Times	0:59.62 [9] (0:14.23)	0:45.39 [8] (0:10.94)	0:34.45 [8] (0:10.95)	0:23.50 [8] (0:11.23)	0:12.27 [6] (0:12.27)
Average Speed [km/h]	55.7	66.8	66.1	64.4	58.0
Top Speed [km/h]	62.0	67.7	67.9	66.8	64.8
Avg. Dist. to Rail [m]	6.2	2.3	0.7	4.8	6.3
Avg. Stride Freq. [Hz]	2.5	2.5	2.5	2.5	2.4
Avg. Stride Length [m]	6.3	7.4	7.4	7.2	6.9



- [] Ranking at each section and finish
- .-.- No data available at this section
- NA No data available



Horse/Jockey Name	Set Ablaze
Final Rank	10
Fastest Section Time (Section)	0:11.13 (800m)
Top Speed [km/h] (Section)	67.4 (800m)
Race State	Finished



Sunshine Coast Poly Track QLD Professional

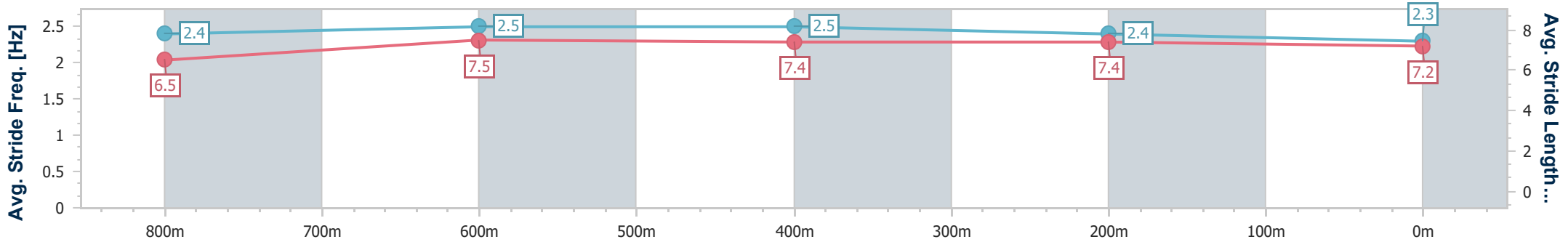
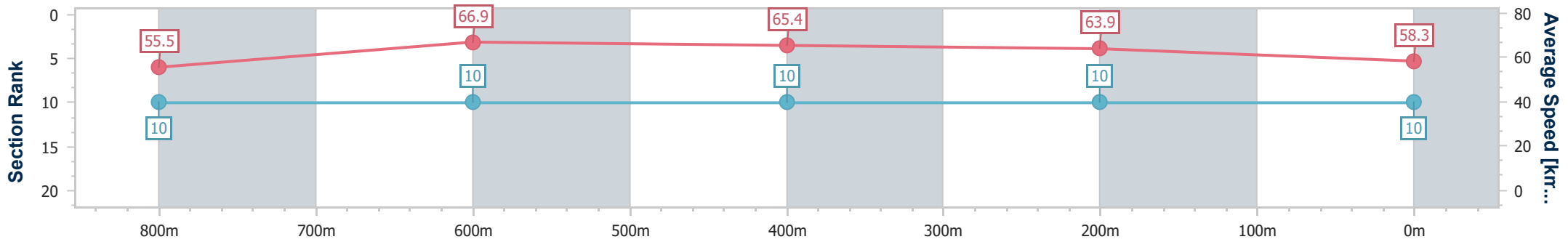
Race 8: TAB BENCHMARK 58 Handicap - 1000m

12 May 2024 - 16:51

Track Rating: Synthetic, Weather: , Rail Position: True



Section	Overall	800m	600m	400m	200m
Section Times	1:00.11 [10] (0:14.31)	0:45.80 [10] (0:11.13)	0:34.67 [10] (0:11.16)	0:23.51 [10] (0:11.30)	0:12.21 [10] (0:12.21)
Average Speed [km/h]	55.5	66.9	65.4	63.9	58.3
Top Speed [km/h]	61.4	67.4	67.4	66.0	64.4
Avg. Dist. to Rail [m]	8.7	4.4	2.1	3.3	3.8
Avg. Stride Freq. [Hz]	2.4	2.5	2.5	2.4	2.3
Avg. Stride Length [m]	6.5	7.5	7.4	7.4	7.2



- [] Ranking at each section and finish
- .-.- No data available at this section
- NA No data available



Horse/Jockey Name	Side Show Sally
Final Rank	11
Fastest Section Time (Section)	0:10.89 (800m)
Top Speed [km/h] (Section)	68.5 (800m)
Race State	Finished



Sunshine Coast Poly Track QLD Professional

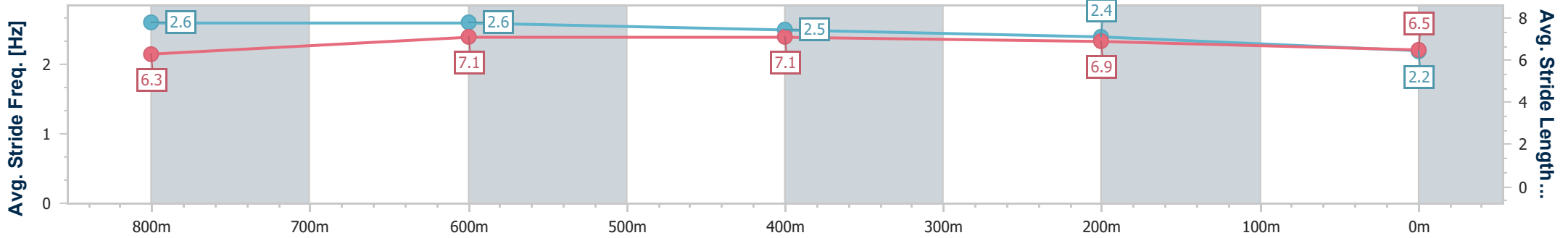
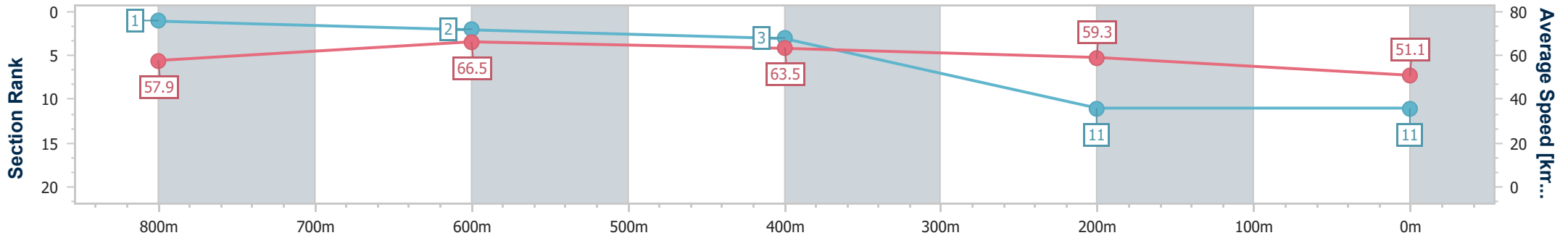
Race 8: TAB BENCHMARK 58 Handicap - 1000m

12 May 2024 - 16:51

Track Rating: Synthetic, Weather: , Rail Position: True



Section	Overall	800m	600m	400m	200m
Section Times	1:01.88 [11] (0:13.65)	0:48.23 [1] (0:10.89)	0:37.34 [2] (0:11.19)	0:26.15 [3] (0:12.17)	0:13.98 [11] (0:13.98)
Average Speed [km/h]	57.9	66.5	63.5	59.3	51.1
Top Speed [km/h]	63.8	68.5	66.7	64.2	59.5
Avg. Dist. to Rail [m]	2.6	0.8	1.4	1.7	0.6
Avg. Stride Freq. [Hz]	2.6	2.6	2.5	2.4	2.2
Avg. Stride Length [m]	6.3	7.1	7.1	6.9	6.5



- [] Ranking at each section and finish
- .-.- No data available at this section
- NA No data available