



Toowoomba QLD Professional

Race 7: TAYLOR BUILDING GROUP BENCHMARK 75 Handicap - 1050m

11 May 2024 - 20:32



Track Rating: Soft 7, Weather: Fine , Rail Position: +4m Entire

Section		Overall	1000m	800m	600m	400m	200m	Last 600m					
Field Times		1:04.87 (0:05.34)	0:59.53 (0:11.40)	0:48.13 (0:11.07)	0:37.06 (0:11.97)	0:25.09 (0:12.31)	0:12.78 (0:12.78)	0:37.06					
Rank	TAB Horse/Jockey	Barrier	Top Speed [km/h]	Fastest Section	Margin							Distance Travelled [m]	
1	5 MAGIC IN ME Nozi Tomizawa	1	66.8 1000m	0:05.44 Overall	1:04.87 [1] (0:05.44)	0:59.43 [3] (0:11.31)	0:48.12 [2] (0:11.43)	0:36.69 [3] (0:12.04)	0:24.65 [3] (0:12.17)	0:12.48 [3] (0:12.48)	1:04.87	0:36.69	
2	4 REDZOUST Nathan Fazackerley	7	66.1 1000m	0:06.00 Overall	1:04.89 [2] (0:06.00)	0:58.89 [8] (0:11.23)	0:47.66 [8] (0:11.24)	0:36.42 [7] (0:11.95)	0:24.47 [7] (0:12.09)	0:12.38 [4] (0:12.38)	0.1L	0:36.42	+0
3	2 COAT OF ARMS Alisha Donald	2	67.9 1000m	0:05.97 Overall	1:04.91 [3] (0:05.97)	0:58.94 [7] (0:10.84)	0:48.10 [3] (0:11.00)	0:37.10 [1] (0:11.97)	0:25.13 [1] (0:12.31)	0:12.82 [1] (0:12.82)	0.2L	0:37.10	-8
4	6 INCOMPARABLE Jake Molloy	5	65.7 1000m	0:05.58 Overall	1:05.22 [4] (0:05.58)	0:59.64 [4] (0:11.45)	0:48.19 [6] (0:11.32)	0:36.87 [6] (0:12.02)	0:24.85 [6] (0:12.26)	0:12.59 [6] (0:12.59)	2L	0:36.87	+0
5	8 HUSSON'S REVENGE Emily Lang	4	66.9 800m	0:05.34 Overall	1:05.40 [5] (0:05.34)	1:00.06 [1] (0:11.40)	0:48.66 [1] (0:11.29)	0:37.37 [2] (0:11.89)	0:25.48 [2] (0:12.30)	0:13.18 [2] (0:13.18)	3L	0:37.37	+1
6	7 ENABLER Anthony Allen	8	65.3 1000m	0:05.36 Overall	1:05.45 [6] (0:05.36)	1:00.09 [2] (0:11.69)	0:48.40 [7] (0:11.44)	0:36.96 [8] (0:12.01)	0:24.95 [8] (0:12.04)	0:12.91 [5] (0:12.91)	3.2L	0:36.96	+11
7	1 BUGALUGS Dan McGillivray	3	67.9 1000m	0:05.80 Overall	1:06.18 [7] (0:05.80)	1:00.38 [6] (0:11.19)	0:49.19 [5] (0:11.25)	0:37.94 [5] (0:12.02)	0:25.92 [4] (0:12.49)	0:13.43 [7] (0:13.43)	7.5L	0:37.94	+1
8	3 MAGNETIC Casey Waddell	6	67.1 1000m	0:05.62 Overall	1:07.70 [8] (0:05.62)	1:02.08 [5] (0:11.30)	0:50.78 [4] (0:11.30)	0:39.48 [4] (0:12.12)	0:27.36 [5] (0:12.74)	0:14.62 [8] (0:14.62)	16.3L	0:39.48	+5



Horse/Jockey Name	Magic In Me
Final Rank	1
Fastest Section Time (Section)	0:05.44 (Overall)
Top Speed [km/h] (Section)	66.8 (1000m)
Race State	Finished



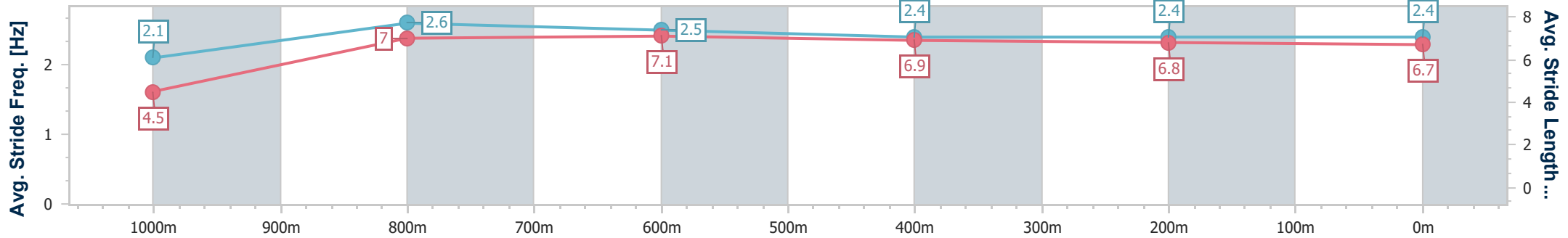
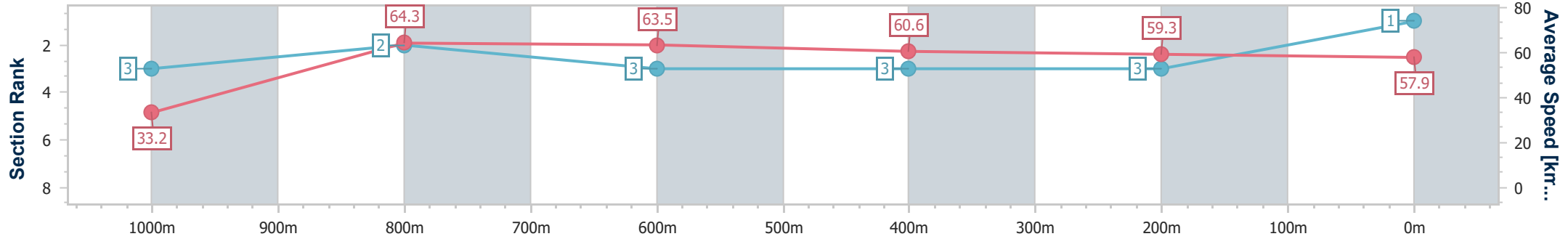
Toowoomba QLD Professional
Race 7: TAYLOR BUILDING GROUP BENCHMARK 75 Handicap
- 1050m



11 May 2024 - 20:32

Track Rating: Soft 7, Weather: Fine, Rail Position: +4m Entire

Section	Overall	1000m	800m	600m	400m	200m
Section Times	1:04.87 [1] (0:05.44)	0:59.43 [3] (0:11.31)	0:48.12 [2] (0:11.43)	0:36.69 [3] (0:12.04)	0:24.65 [3] (0:12.17)	0:12.48 [3] (0:12.48)
Average Speed [km/h]	33.2	64.3	63.5	60.6	59.3	57.9
Top Speed [km/h]	56.6	66.8	66.5	62.7	60.8	59.5
Avg. Dist. to Rail [m]	2.3	2.0	3.5	2.6	1.2	2.5
Avg. Stride Freq. [Hz]	2.1	2.6	2.5	2.4	2.4	2.4
Avg. Stride Length [m]	4.5	7.0	7.1	6.9	6.8	6.7



- [] Ranking at each section and finish
- .-.- No data available at this section
- NA No data available



Horse/Jockey Name	Redzoust
Final Rank	2
Fastest Section Time (Section)	0:06.00 (Overall)
Top Speed [km/h] (Section)	66.1 (1000m)
Race State	Finished



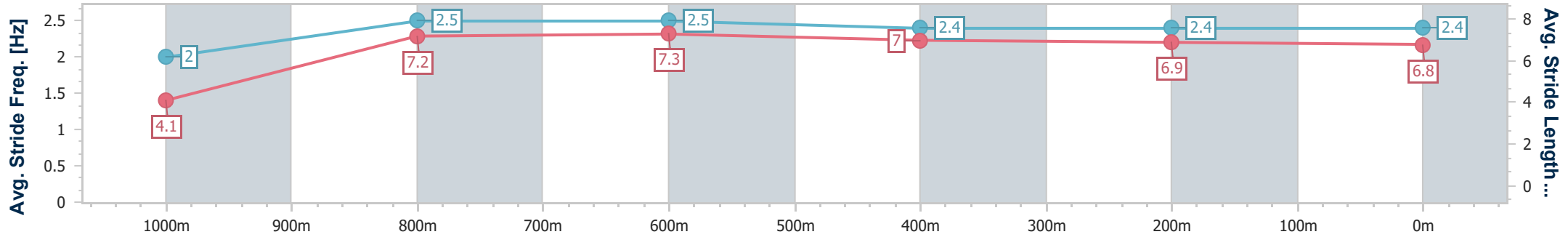
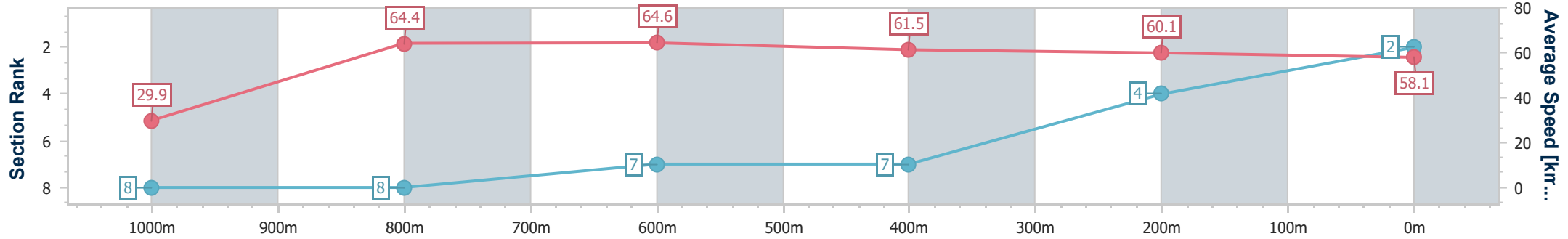
Toowoomba QLD Professional
Race 7: TAYLOR BUILDING GROUP BENCHMARK 75 Handicap
- 1050m



11 May 2024 - 20:32

Track Rating: Soft 7, Weather: Fine, Rail Position: +4m Entire

Section	Overall	1000m	800m	600m	400m	200m
Section Times	1:04.89 [2] (0:06.00)	0:58.89 [8] (0:11.23)	0:47.66 [8] (0:11.24)	0:36.42 [7] (0:11.95)	0:24.47 [7] (0:12.09)	0:12.38 [4] (0:12.38)
Average Speed [km/h]	29.9	64.4	64.6	61.5	60.1	58.1
Top Speed [km/h]	59.0	66.1	65.6	63.6	61.7	59.7
Avg. Dist. to Rail [m]	4.8	1.4	3.4	3.7	2.9	5.4
Avg. Stride Freq. [Hz]	2.0	2.5	2.5	2.4	2.4	2.4
Avg. Stride Length [m]	4.1	7.2	7.3	7.0	6.9	6.8



- [] Ranking at each section and finish
- .-.- No data available at this section
- NA No data available



Horse/Jockey Name	Coat Of Arms
Final Rank	3
Fastest Section Time (Section)	0:05.97 (Overall)
Top Speed [km/h] (Section)	67.9 (1000m)
Race State	Finished



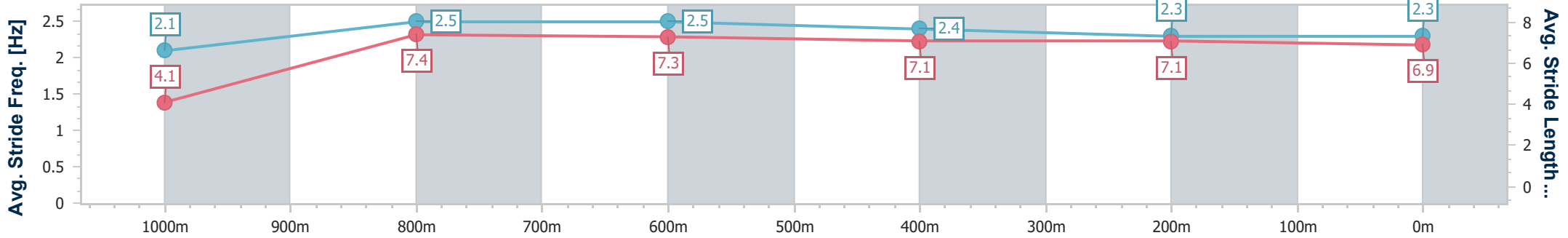
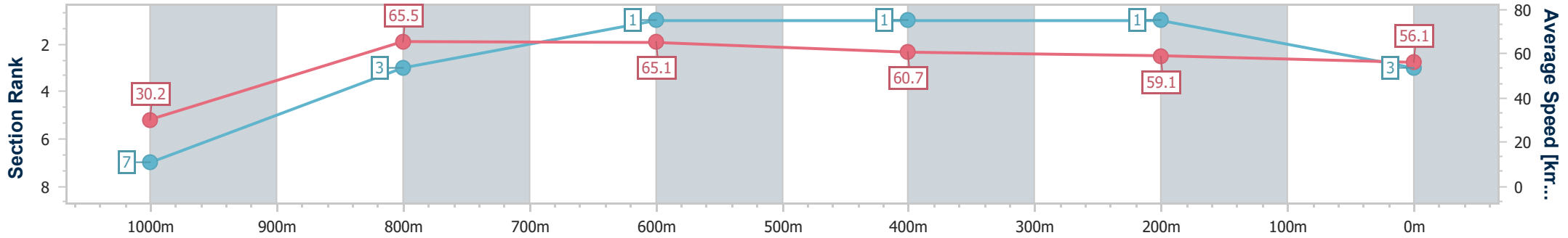
Toowoomba QLD Professional
Race 7: TAYLOR BUILDING GROUP BENCHMARK 75 Handicap
- 1050m



11 May 2024 - 20:32

Track Rating: Soft 7, Weather: Fine , Rail Position: +4m Entire

Section	Overall	1000m	800m	600m	400m	200m
Section Times	1:04.91 [3] (0:05.97)	0:58.94 [7] (0:10.84)	0:48.10 [3] (0:11.00)	0:37.10 [1] (0:11.97)	0:25.13 [1] (0:12.31)	0:12.82 [1] (0:12.82)
Average Speed [km/h]	30.2	65.5	65.1	60.7	59.1	56.1
Top Speed [km/h]	58.6	67.9	66.9	62.4	60.6	57.2
Avg. Dist. to Rail [m]	3.9	4.5	1.5	1.9	3.2	1.2
Avg. Stride Freq. [Hz]	2.1	2.5	2.5	2.4	2.3	2.3
Avg. Stride Length [m]	4.1	7.4	7.3	7.1	7.1	6.9



- [] Ranking at each section and finish
- .-.- No data available at this section
- NA No data available



Horse/Jockey Name	Incomparable
Final Rank	4
Fastest Section Time (Section)	0:05.58 (Overall)
Top Speed [km/h] (Section)	65.7 (1000m)
Race State	Finished



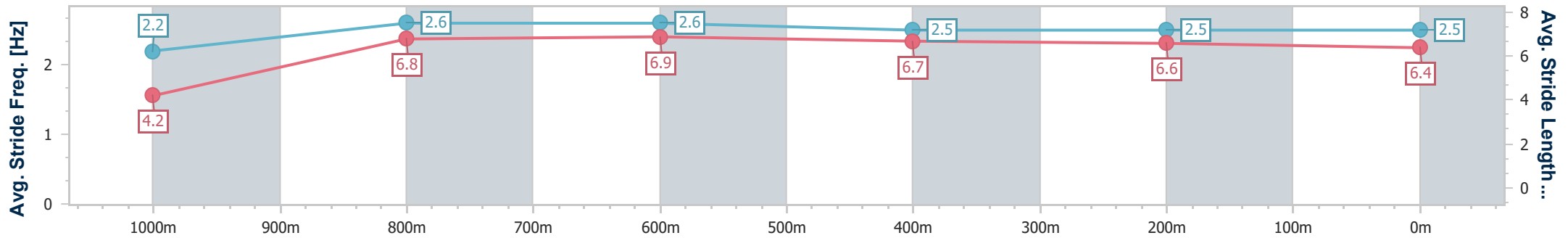
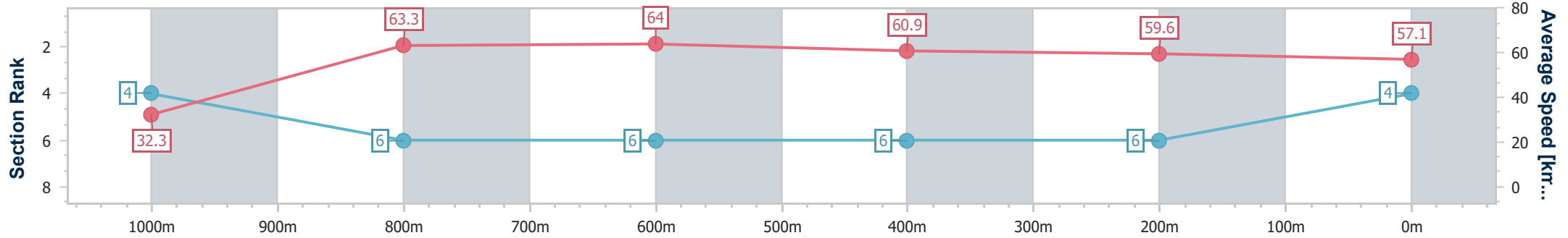
Toowoomba QLD Professional
Race 7: TAYLOR BUILDING GROUP BENCHMARK 75 Handicap
- 1050m



11 May 2024 - 20:32

Track Rating: Soft 7, Weather: Fine, Rail Position: +4m Entire

Section	Overall	1000m	800m	600m	400m	200m
Section Times	1:05.22 [4] (0:05.58)	0:59.64 [4] (0:11.45)	0:48.19 [6] (0:11.32)	0:36.87 [6] (0:12.02)	0:24.85 [6] (0:12.26)	0:12.59 [6] (0:12.59)
Average Speed [km/h]	32.3	63.3	64.0	60.9	59.6	57.1
Top Speed [km/h]	53.5	65.7	65.2	63.0	60.5	58.3
Avg. Dist. to Rail [m]	2.6	1.3	2.7	3.2	3.8	5.7
Avg. Stride Freq. [Hz]	2.2	2.6	2.6	2.5	2.5	2.5
Avg. Stride Length [m]	4.2	6.8	6.9	6.7	6.6	6.4



- [] Ranking at each section and finish
- .-.- No data available at this section
- NA No data available



Horse/Jockey Name	Husson's Revenge
Final Rank	5
Fastest Section Time (Section)	0:05.34 (Overall)
Top Speed [km/h] (Section)	66.9 (800m)
Race State	Finished



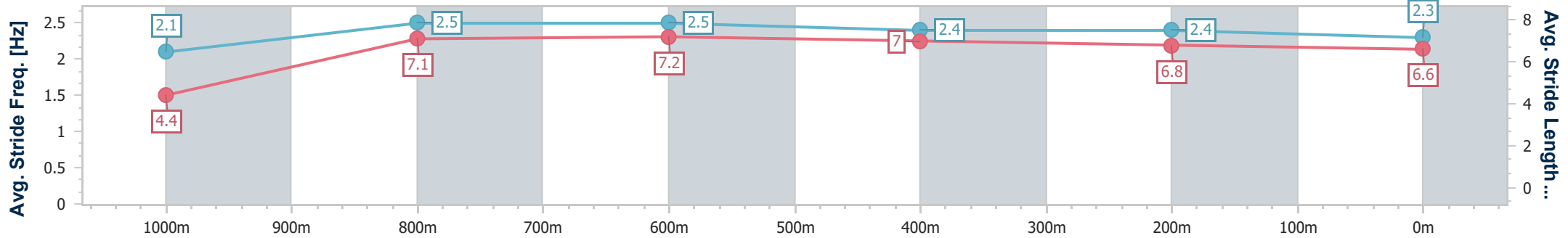
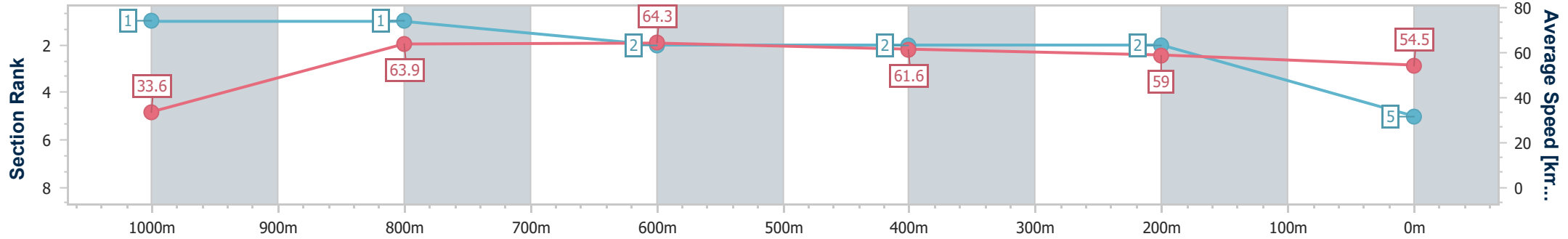
Toowoomba QLD Professional
Race 7: TAYLOR BUILDING GROUP BENCHMARK 75 Handicap
- 1050m



11 May 2024 - 20:32

Track Rating: Soft 7, Weather: Fine, Rail Position: +4m Entire

Section	Overall	1000m	800m	600m	400m	200m
Section Times	1:05.40 [5] (0:05.34)	1:00.06 [1] (0:11.40)	0:48.66 [1] (0:11.29)	0:37.37 [2] (0:11.89)	0:25.48 [2] (0:12.30)	0:13.18 [2] (0:13.18)
Average Speed [km/h]	33.6	63.9	64.3	61.6	59.0	54.5
Top Speed [km/h]	57.3	66.9	66.9	63.1	60.6	57.7
Avg. Dist. to Rail [m]	1.2	2.3	4.1	3.0	2.7	4.0
Avg. Stride Freq. [Hz]	2.1	2.5	2.5	2.4	2.4	2.3
Avg. Stride Length [m]	4.4	7.1	7.2	7.0	6.8	6.6



- [] Ranking at each section and finish
- .-.- No data available at this section
- NA No data available



Horse/Jockey Name	Enabler
Final Rank	6
Fastest Section Time (Section)	0:05.36 (Overall)
Top Speed [km/h] (Section)	65.3 (1000m)
Race State	Finished



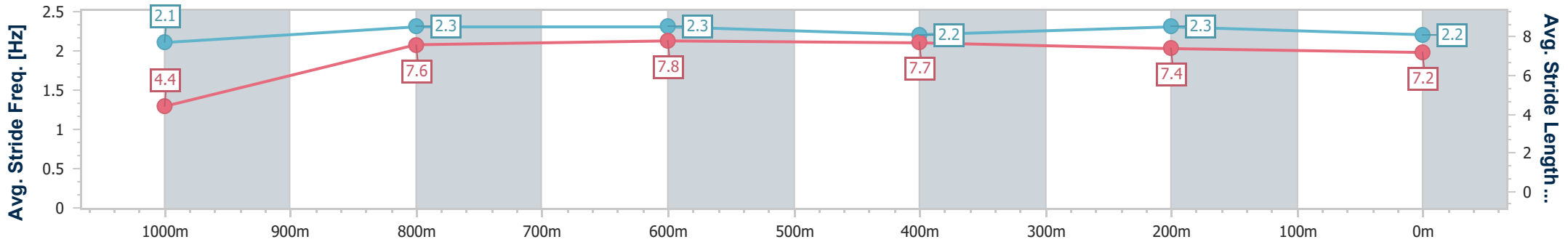
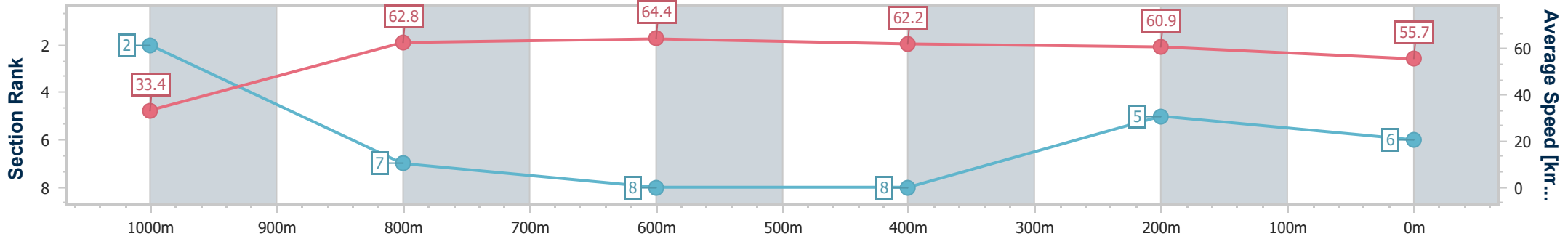
Toowoomba QLD Professional
Race 7: TAYLOR BUILDING GROUP BENCHMARK 75 Handicap
- 1050m



11 May 2024 - 20:32

Track Rating: Soft 7, Weather: Fine, Rail Position: +4m Entire

Section	Overall	1000m	800m	600m	400m	200m
Section Times	1:05.45 [6] (0:05.36)	1:00.09 [2] (0:11.69)	0:48.40 [7] (0:11.44)	0:36.96 [8] (0:12.01)	0:24.95 [8] (0:12.04)	0:12.91 [5] (0:12.91)
Average Speed [km/h]	33.4	62.8	64.4	62.2	60.9	55.7
Top Speed [km/h]	57.3	65.3	65.1	64.0	62.9	59.6
Avg. Dist. to Rail [m]	7.0	6.1	7.4	6.7	5.0	5.6
Avg. Stride Freq. [Hz]	2.1	2.3	2.3	2.2	2.3	2.2
Avg. Stride Length [m]	4.4	7.6	7.8	7.7	7.4	7.2



- [] Ranking at each section and finish
- .-.- No data available at this section
- NA No data available



Horse/Jockey Name	Bugalugs
Final Rank	7
Fastest Section Time (Section)	0:05.80 (Overall)
Top Speed [km/h] (Section)	67.9 (1000m)
Race State	Finished



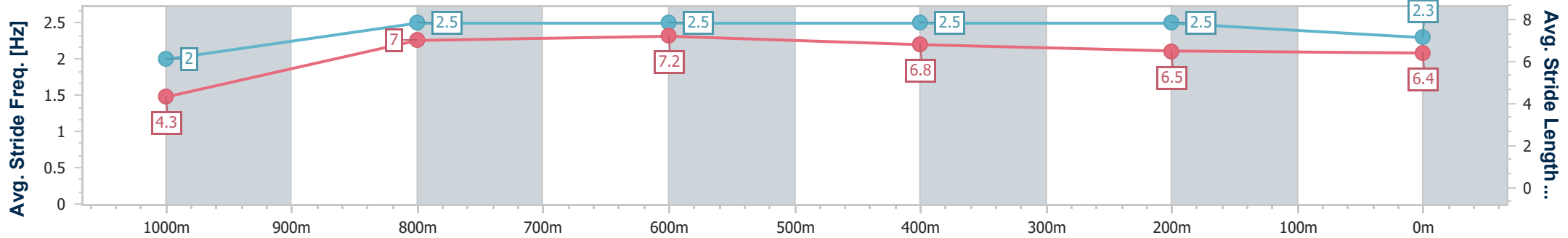
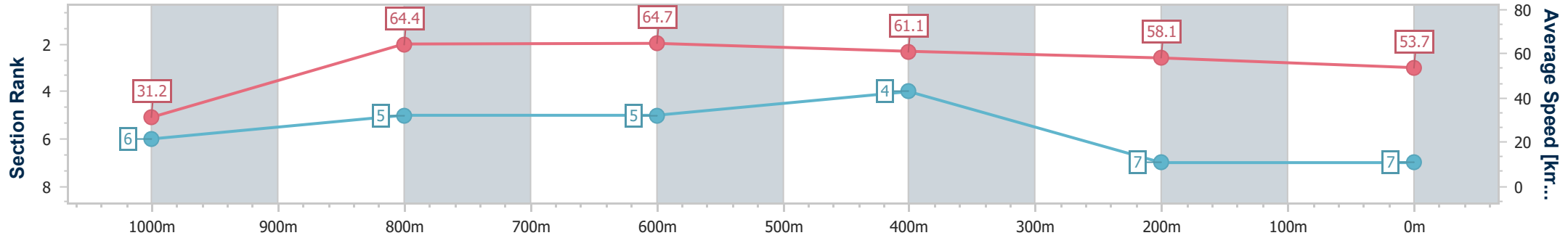
Toowoomba QLD Professional
Race 7: TAYLOR BUILDING GROUP BENCHMARK 75 Handicap
- 1050m



11 May 2024 - 20:32

Track Rating: Soft 7, Weather: Fine, Rail Position: +4m Entire

Section	Overall	1000m	800m	600m	400m	200m
Section Times	1:06.18 [7] (0:05.80)	1:00.38 [6] (0:11.19)	0:49.19 [5] (0:11.25)	0:37.94 [5] (0:12.02)	0:25.92 [4] (0:12.49)	0:13.43 [7] (0:13.43)
Average Speed [km/h]	31.2	64.4	64.7	61.1	58.1	53.7
Top Speed [km/h]	57.3	67.9	67.6	62.6	59.3	56.7
Avg. Dist. to Rail [m]	3.7	1.7	2.5	3.7	3.3	2.1
Avg. Stride Freq. [Hz]	2.0	2.5	2.5	2.5	2.5	2.3
Avg. Stride Length [m]	4.3	7.0	7.2	6.8	6.5	6.4



- [] Ranking at each section and finish
- .-.- No data available at this section
- NA No data available



Horse/Jockey Name	Magnetic
Final Rank	8
Fastest Section Time (Section)	0:05.62 (Overall)
Top Speed [km/h] (Section)	67.1 (1000m)
Race State	Finished



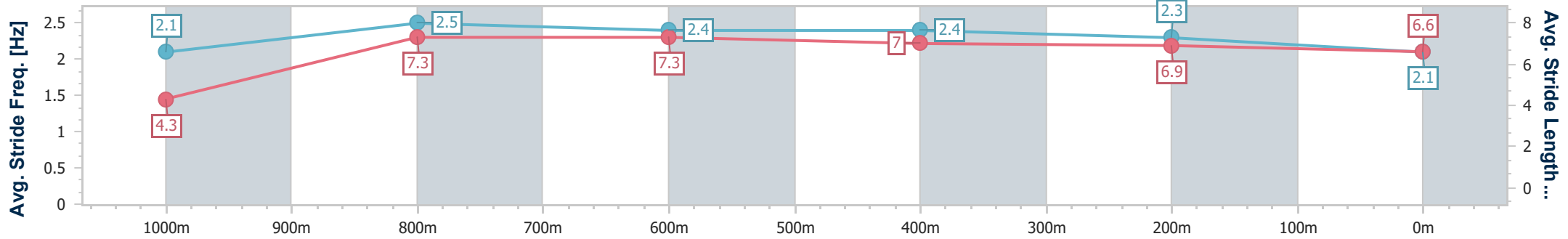
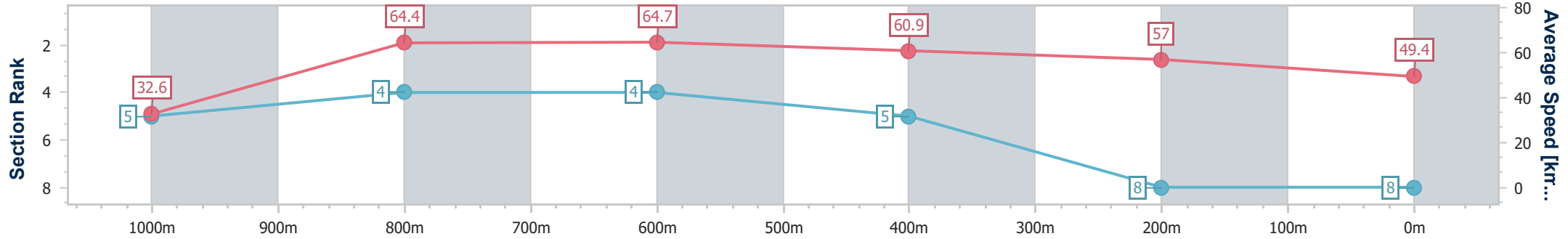
Toowoomba QLD Professional
Race 7: TAYLOR BUILDING GROUP BENCHMARK 75 Handicap
- 1050m



11 May 2024 - 20:32

Track Rating: Soft 7, Weather: Fine , Rail Position: +4m Entire

Section	Overall	1000m	800m	600m	400m	200m
Section Times	1:07.70 [8] (0:05.62)	1:02.08 [5] (0:11.30)	0:50.78 [4] (0:11.30)	0:39.48 [4] (0:12.12)	0:27.36 [5] (0:12.74)	0:14.62 [8] (0:14.62)
Average Speed [km/h]	32.6	64.4	64.7	60.9	57.0	49.4
Top Speed [km/h]	57.3	67.1	67.0	63.2	59.9	54.0
Avg. Dist. to Rail [m]	5.8	5.2	4.3	4.9	2.6	1.4
Avg. Stride Freq. [Hz]	2.1	2.5	2.4	2.4	2.3	2.1
Avg. Stride Length [m]	4.3	7.3	7.3	7.0	6.9	6.6



- [] Ranking at each section and finish
- .-.- No data available at this section
- NA No data available