



Toowoomba QLD Professional

Race 6: SELECTED SEEDS QTIS Three-Year-Old Maiden Plate - 1100m

11 May 2024 - 20:00



Track Rating: Soft 6, Weather: Fine, Rail Position: +4m Entire

Section		Overall	1000m	800m	600m	400m	200m	Last 600m					
Field Times		1:09.00 (0:08.99)	1:00.01 (0:11.19)	0:48.82 (0:11.47)	0:37.35 (0:11.90)	0:25.45 (0:12.52)	0:12.93 (0:12.93)	0:37.35					
Rank	TAB Horse/Jockey	Barrier	Top Speed [km/h]	Fastest Section							Margin	Distance Travelled [m]	
1	8 CAILIN ALAINN Emily Lang	1	65.7 1000m	0:09.07 Overall	1:09.00 [1] (0:09.07)	0:59.93 [4] (0:11.11)	0:48.82 [1] (0:11.47)	0:37.35 [1] (0:11.90)	0:25.45 [1] (0:12.52)	0:12.93 [1] (0:12.93)	1:09.00	0:37.35	
2	10 SILVERADO MISS Luke Tarrant	2	66.7 1000m	0:09.31 Overall	1:09.70 [2] (0:09.31)	1:00.39 [6] (0:11.04)	0:49.35 [4] (0:11.63)	0:37.72 [3] (0:12.41)	0:25.31 [2] (0:12.39)	0:12.92 [2] (0:12.92)	4L	0:37.72	+5
3	3 DRANG A TANG Anthony Allen	8	65.4 1000m	0:08.99 Overall	1:10.15 [3] (0:08.99)	1:01.16 [1] (0:11.43)	0:49.73 [5] (0:12.01)	0:37.72 [7] (0:12.47)	0:25.25 [7] (0:12.26)	0:12.99 [3] (0:12.99)	6.5L	0:37.72	+14
4	5 IT IS WHAT IT IS Kenji Yoshida	10	65.3 1000m	0:09.45 Overall	1:10.51 [4] (0:09.45)	1:01.06 [7] (0:11.36)	0:49.70 [7] (0:11.55)	0:38.15 [6] (0:12.19)	0:25.96 [4] (0:12.61)	0:13.35 [4] (0:13.35)	8.5L	0:38.15	+0
5	6 MR HANKY PANKY Alisha Donald	6	65.1 1000m	0:09.00 Overall	1:11.57 [5] (0:09.00)	1:02.57 [2] (0:11.35)	0:51.22 [3] (0:11.79)	0:39.43 [4] (0:12.64)	0:26.79 [6] (0:12.95)	0:13.84 [5] (0:13.84)	14.5L	0:39.43	+7
6	9 COOL STORY Madeleine Wishart	3	66.3 1000m	0:09.28 Overall	1:11.77 [6] (0:09.28)	1:02.49 [5] (0:11.26)	0:51.23 [6] (0:11.64)	0:39.59 [5] (0:12.44)	0:27.15 [5] (0:13.21)	0:13.94 [6] (0:13.94)	15.5L	0:39.59	+5
7	1 ALMOST EVEN Jake Molloy	4	66.3 1000m	0:09.01 Overall	1:13.57 [7] (0:09.01)	1:04.56 [3] (0:11.19)	0:53.37 [2] (0:11.54)	0:41.83 [2] (0:12.77)	0:29.06 [3] (0:13.73)	0:15.33 [7] (0:15.33)	26L	0:41.83	+6

Scratched: Yonaka (#7), Aurelian Blanc (#2), Factnot Fiction (#4), Touchofclass (#11)

[] Ranking at each section and finish
 -:-:- No data available at this section
 NA No data available

SCN Saddle cloth number
 DNF Did not finish
 DNT Did not track



Horse/Jockey Name	Cailin Alainn
Final Rank	1
Fastest Section Time (Section)	0:09.07 (Overall)
Top Speed [km/h] (Section)	65.7 (1000m)
Race State	Finished



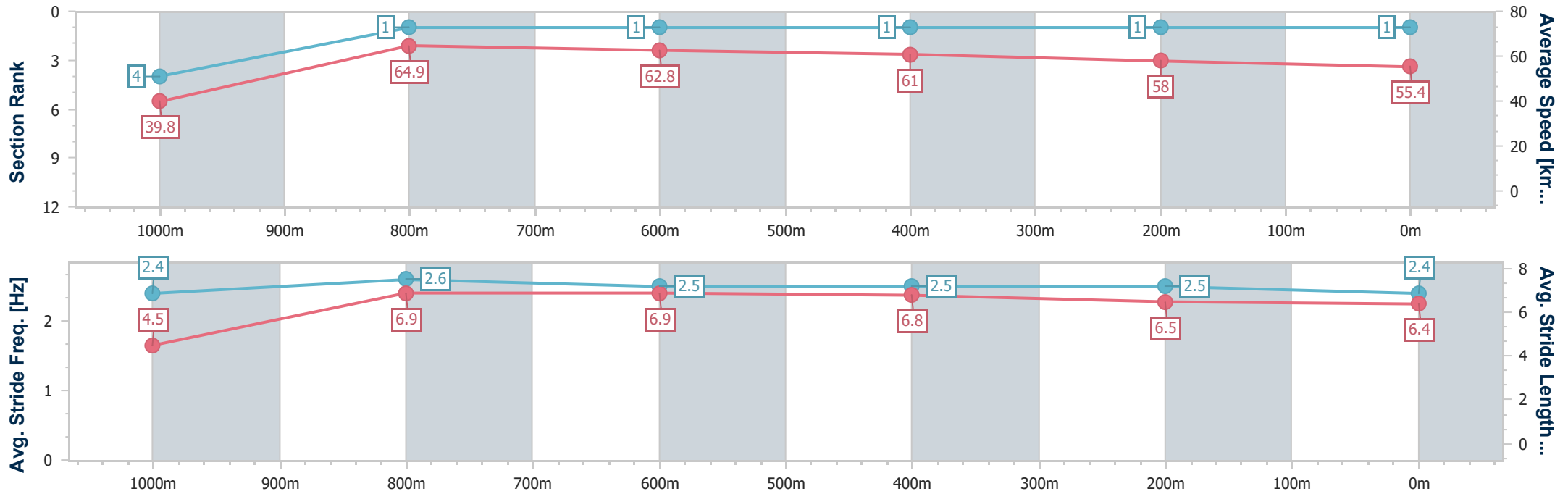
Toowoomba QLD Professional
 Race 6: SELECTED SEEDS QTIS Three-Year-Old Maiden Plate - 1100m



11 May 2024 - 20:00

Track Rating: Soft 6, Weather: Fine, Rail Position: +4m Entire

Section	Overall	1000m	800m	600m	400m	200m
Section Times	1:09.00 [1] (0:09.07)	0:59.93 [4] (0:11.11)	0:48.82 [1] (0:11.47)	0:37.35 [1] (0:11.90)	0:25.45 [1] (0:12.52)	0:12.93 [1] (0:12.93)
Average Speed [km/h]	39.8	64.9	62.8	61.0	58.0	55.4
Top Speed [km/h]	63.7	65.7	65.3	62.1	60.3	57.8
Avg. Dist. to Rail [m]	2.9	0.5	1.0	1.4	1.6	0.8
Avg. Stride Freq. [Hz]	2.4	2.6	2.5	2.5	2.5	2.4
Avg. Stride Length [m]	4.5	6.9	6.9	6.8	6.5	6.4



- [] Ranking at each section and finish
- .-.- No data available at this section
- NA No data available



Horse/Jockey Name	Silverado Miss
Final Rank	2
Fastest Section Time (Section)	0:09.31 (Overall)
Top Speed [km/h] (Section)	66.7 (1000m)
Race State	Finished



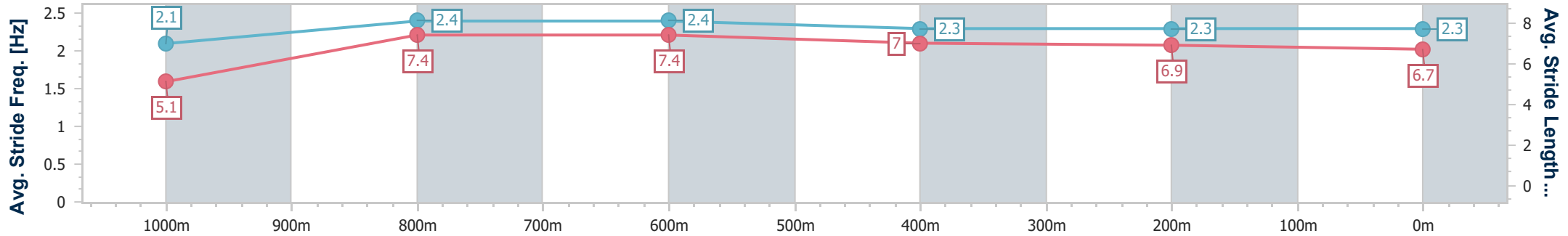
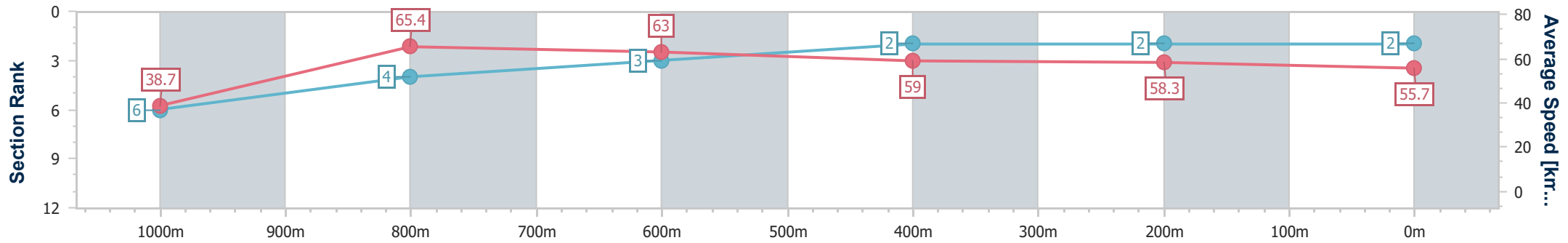
Toowoomba QLD Professional
Race 6: SELECTED SEEDS QTIS Three-Year-Old Maiden Plate - 1100m



11 May 2024 - 20:00

Track Rating: Soft 6, Weather: Fine, Rail Position: +4m Entire

Section	Overall	1000m	800m	600m	400m	200m
Section Times	1:09.70 [2] (0:09.31)	1:00.39 [6] (0:11.04)	0:49.35 [4] (0:11.63)	0:37.72 [3] (0:12.41)	0:25.31 [2] (0:12.39)	0:12.92 [2] (0:12.92)
Average Speed [km/h]	38.7	65.4	63.0	59.0	58.3	55.7
Top Speed [km/h]	65.0	66.7	65.4	62.0	59.6	57.7
Avg. Dist. to Rail [m]	3.6	1.2	4.7	3.5	0.7	1.1
Avg. Stride Freq. [Hz]	2.1	2.4	2.4	2.3	2.3	2.3
Avg. Stride Length [m]	5.1	7.4	7.4	7.0	6.9	6.7



- [] Ranking at each section and finish
- .-.- No data available at this section
- NA No data available



Horse/Jockey Name	Drang A Tang
Final Rank	3
Fastest Section Time (Section)	0:08.99 (Overall)
Top Speed [km/h] (Section)	65.4 (1000m)
Race State	Finished



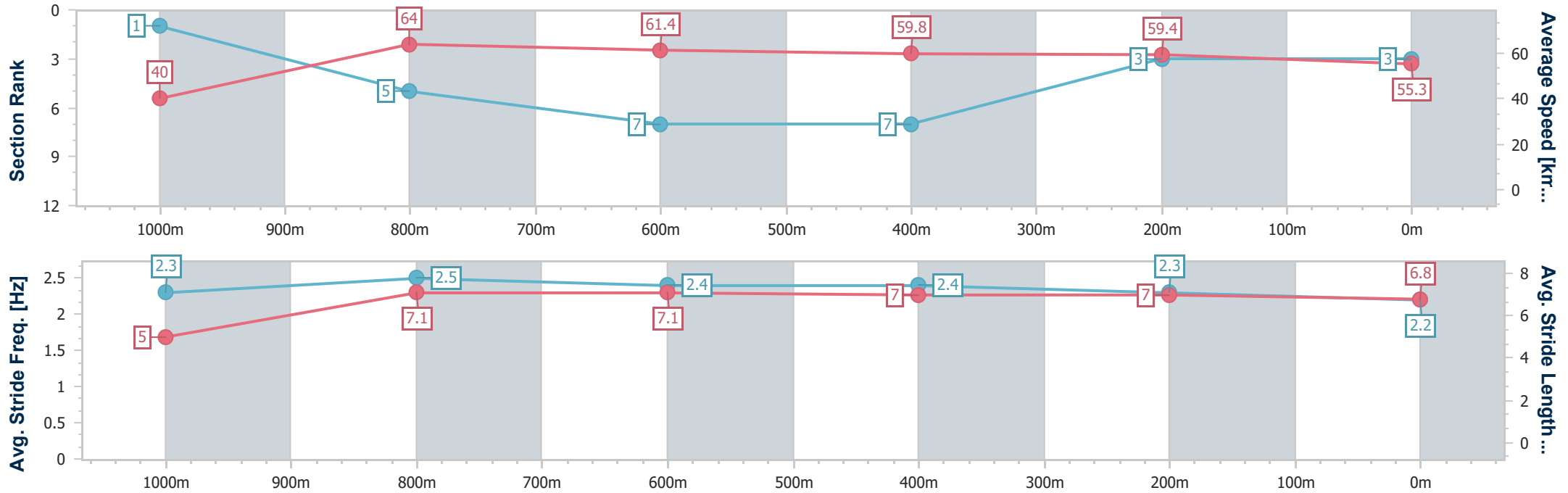
Toowoomba QLD Professional
Race 6: SELECTED SEEDS QTIS Three-Year-Old Maiden Plate - 1100m



11 May 2024 - 20:00

Track Rating: Soft 6, Weather: Fine, Rail Position: +4m Entire

Section	Overall	1000m	800m	600m	400m	200m
Section Times	1:10.15 [3] (0:08.99)	1:01.16 [1] (0:11.43)	0:49.73 [5] (0:12.01)	0:37.72 [7] (0:12.47)	0:25.25 [7] (0:12.26)	0:12.99 [3] (0:12.99)
Average Speed [km/h]	40.0	64.0	61.4	59.8	59.4	55.3
Top Speed [km/h]	63.2	65.4	62.6	61.2	60.5	57.7
Avg. Dist. to Rail [m]	7.0	4.8	7.0	6.8	2.9	2.1
Avg. Stride Freq. [Hz]	2.3	2.5	2.4	2.4	2.3	2.2
Avg. Stride Length [m]	5.0	7.1	7.1	7.0	7.0	6.8



- [] Ranking at each section and finish
- .-.- No data available at this section
- NA No data available



Horse/Jockey Name	It Is What It Is
Final Rank	4
Fastest Section Time (Section)	0:09.45 (Overall)
Top Speed [km/h] (Section)	65.3 (1000m)
Race State	Finished



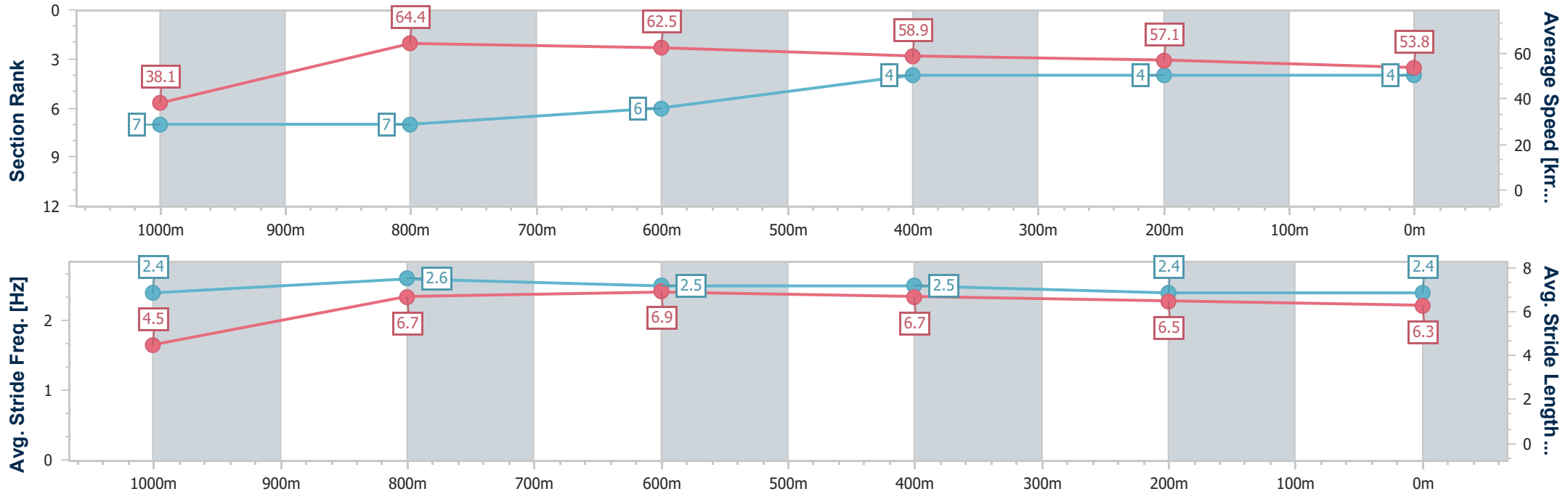
Toowoomba QLD Professional
Race 6: SELECTED SEEDS QTIS Three-Year-Old Maiden Plate - 1100m



11 May 2024 - 20:00

Track Rating: Soft 6, Weather: Fine, Rail Position: +4m Entire

Section	Overall	1000m	800m	600m	400m	200m
Section Times	1:10.51 [4] (0:09.45)	1:01.06 [7] (0:11.36)	0:49.70 [7] (0:11.55)	0:38.15 [6] (0:12.19)	0:25.96 [4] (0:12.61)	0:13.35 [4] (0:13.35)
Average Speed [km/h]	38.1	64.4	62.5	58.9	57.1	53.8
Top Speed [km/h]	64.0	65.3	63.9	62.8	58.7	56.3
Avg. Dist. to Rail [m]	10.1	4.3	0.5	0.3	0.6	0.6
Avg. Stride Freq. [Hz]	2.4	2.6	2.5	2.5	2.4	2.4
Avg. Stride Length [m]	4.5	6.7	6.9	6.7	6.5	6.3



- [] Ranking at each section and finish
- .-.- No data available at this section
- NA No data available



Horse/Jockey Name	Mr Hanky Panky
Final Rank	5
Fastest Section Time (Section)	0:09.00 (Overall)
Top Speed [km/h] (Section)	65.1 (1000m)
Race State	Finished



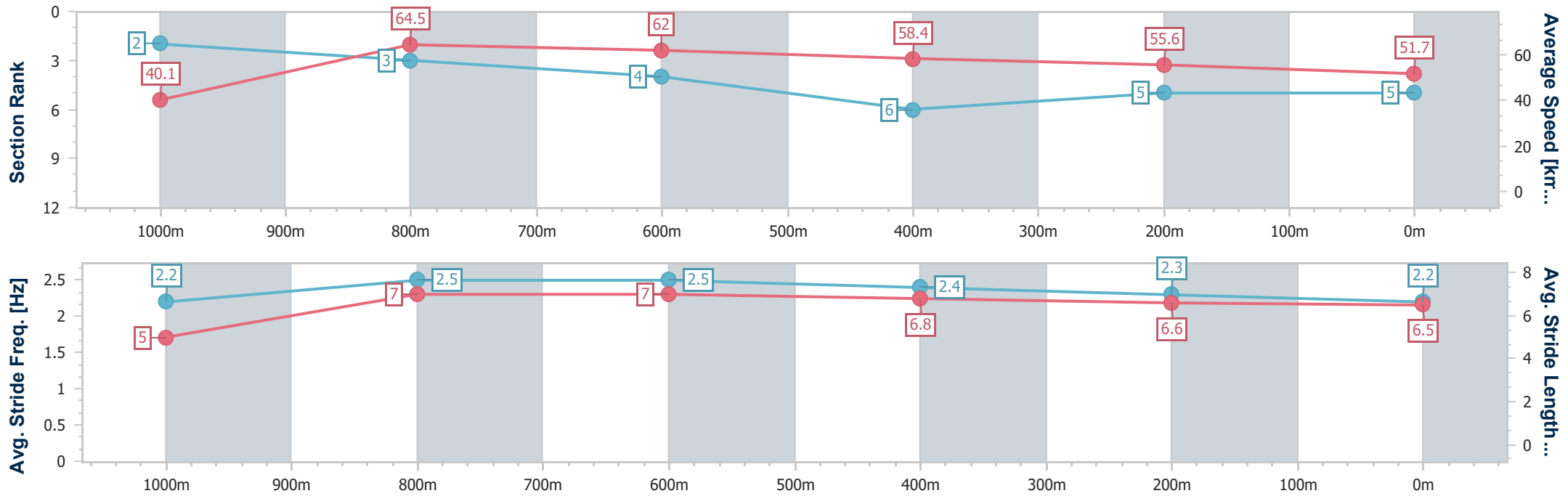
Toowoomba QLD Professional
Race 6: SELECTED SEEDS QTIS Three-Year-Old Maiden Plate - 1100m



11 May 2024 - 20:00

Track Rating: Soft 6, Weather: Fine, Rail Position: +4m Entire

Section	Overall	1000m	800m	600m	400m	200m
Section Times	1:11.57 [5] (0:09.00)	1:02.57 [2] (0:11.35)	0:51.22 [3] (0:11.79)	0:39.43 [4] (0:12.64)	0:26.79 [6] (0:12.95)	0:13.84 [5] (0:13.84)
Average Speed [km/h]	40.1	64.5	62.0	58.4	55.6	51.7
Top Speed [km/h]	62.6	65.1	64.8	60.4	56.8	54.4
Avg. Dist. to Rail [m]	6.1	4.5	5.0	4.1	1.4	0.7
Avg. Stride Freq. [Hz]	2.2	2.5	2.5	2.4	2.3	2.2
Avg. Stride Length [m]	5.0	7.0	7.0	6.8	6.6	6.5



- [] Ranking at each section and finish
- .-.- No data available at this section
- NA No data available



Horse/Jockey Name	Cool Story
Final Rank	6
Fastest Section Time (Section)	0:09.28 (Overall)
Top Speed [km/h] (Section)	66.3 (1000m)
Race State	Finished



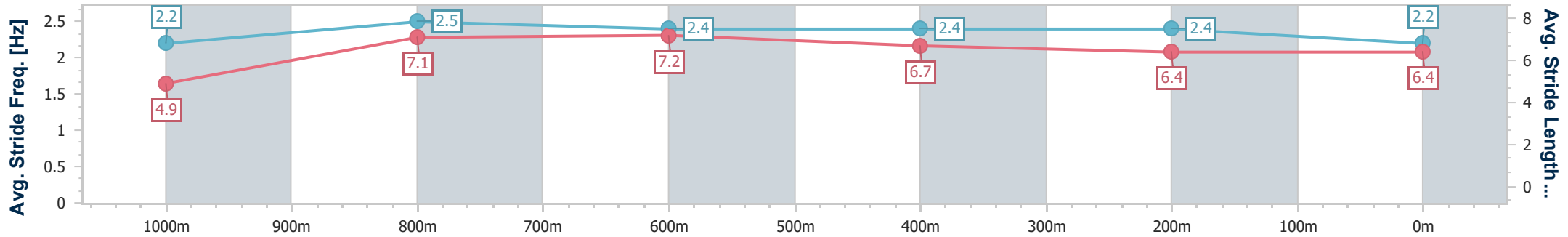
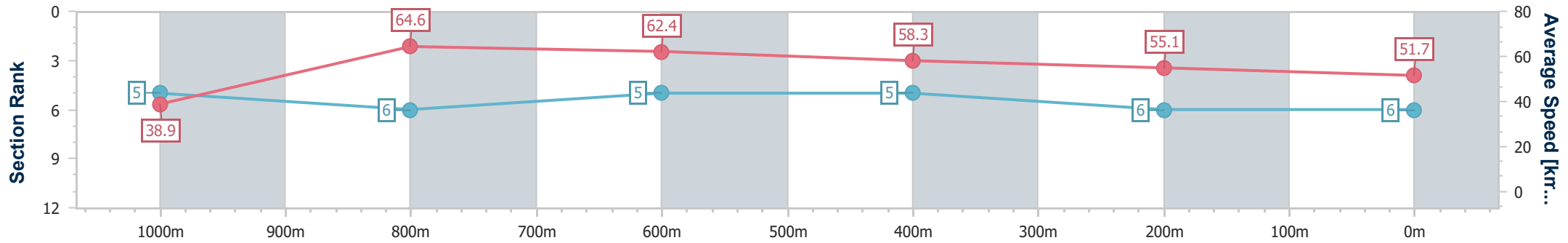
Toowoomba QLD Professional
Race 6: SELECTED SEEDS QTIS Three-Year-Old Maiden Plate - 1100m



11 May 2024 - 20:00

Track Rating: Soft 6, Weather: Fine, Rail Position: +4m Entire

Section	Overall	1000m	800m	600m	400m	200m
Section Times	1:11.77 [6] (0:09.28)	1:02.49 [5] (0:11.26)	0:51.23 [6] (0:11.64)	0:39.59 [5] (0:12.44)	0:27.15 [5] (0:13.21)	0:13.94 [6] (0:13.94)
Average Speed [km/h]	38.9	64.6	62.4	58.3	55.1	51.7
Top Speed [km/h]	62.9	66.3	64.6	61.4	57.1	53.8
Avg. Dist. to Rail [m]	5.8	3.4	1.9	1.9	2.8	2.7
Avg. Stride Freq. [Hz]	2.2	2.5	2.4	2.4	2.4	2.2
Avg. Stride Length [m]	4.9	7.1	7.2	6.7	6.4	6.4



- [] Ranking at each section and finish
- .-.- No data available at this section
- NA No data available



Horse/Jockey Name	Almost Even
Final Rank	7
Fastest Section Time (Section)	0:09.01 (Overall)
Top Speed [km/h] (Section)	66.3 (1000m)
Race State	Finished



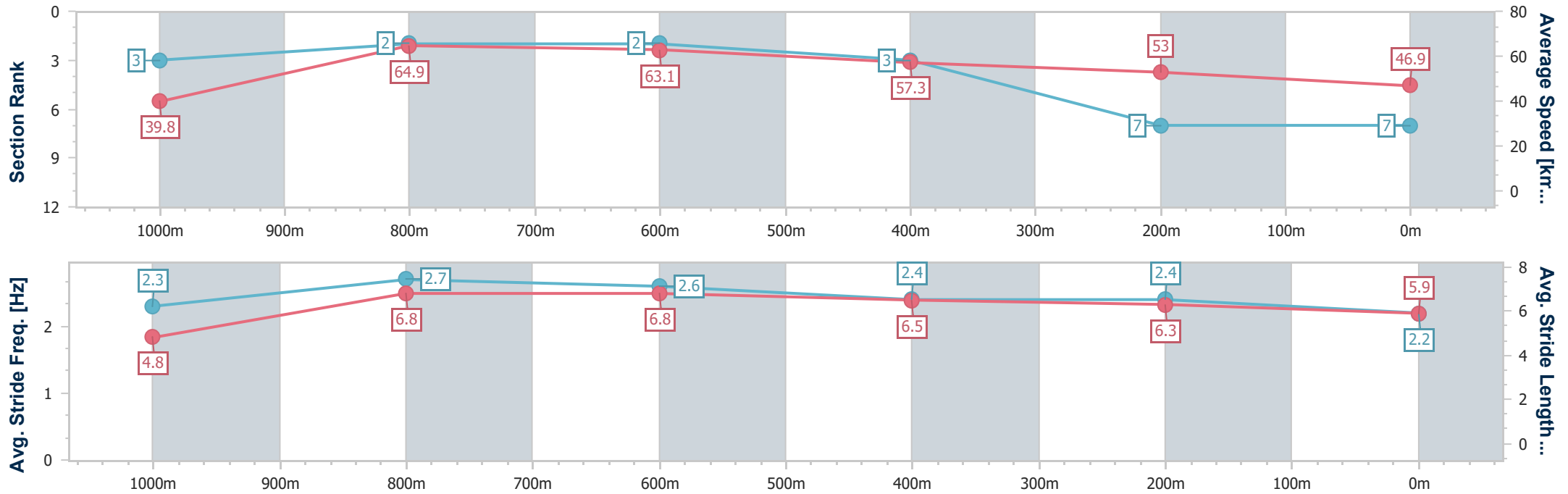
Toowoomba QLD Professional
Race 6: SELECTED SEEDS QTIS Three-Year-Old Maiden Plate - 1100m



11 May 2024 - 20:00

Track Rating: Soft 6, Weather: Fine, Rail Position: +4m Entire

Section	Overall	1000m	800m	600m	400m	200m
Section Times	1:13.57 [7] (0:09.01)	1:04.56 [3] (0:11.19)	0:53.37 [2] (0:11.54)	0:41.83 [2] (0:12.77)	0:29.06 [3] (0:13.73)	0:15.33 [7] (0:15.33)
Average Speed [km/h]	39.8	64.9	63.1	57.3	53.0	46.9
Top Speed [km/h]	64.0	66.3	64.4	61.7	55.3	49.6
Avg. Dist. to Rail [m]	4.9	2.7	3.3	3.1	3.2	2.3
Avg. Stride Freq. [Hz]	2.3	2.7	2.6	2.4	2.4	2.2
Avg. Stride Length [m]	4.8	6.8	6.8	6.5	6.3	5.9



- [] Ranking at each section and finish
- .-.- No data available at this section
- NA No data available