



# Sunshine Coast QLD Professional

## Race 6: BRANDONS ELECTRICAL GOLD COAST GUINEAS - 1200m

11 May 2024 - 15:38



Track Rating: Heavy 10, Weather: Fine, Rail Position: True

Section		Field Times											Last 600m					
		Overall	1000m	800m	600m	400m	200m						0:35.14					
		1:12.02 (0:13.54)	0:58.48 (0:11.55)	0:46.93 (0:11.79)	0:35.14 (0:11.64)	0:23.50 (0:11.22)	0:12.28 (0:12.28)											
Rank	TAB	Horse/Jockey	Barrier	Top Speed [km/h]	Fastest Section												Margin	Distance Travelled [m]
1	3	<b>CORNICHE</b> James McDonald	11	65.9 400m	0:11.03 400m	1:12.02 [1] (0:14.07)	0:57.95 [6] (0:11.69)	0:46.26 [6] (0:11.63)	0:34.63 [6] (0:11.66)	0:22.97 [6] (0:11.03)	0:11.94 [5] (0:11.94)	1:12.02	0:34.63					
2	1	<b>CIFRADO</b> Michael Rodd	10	65.5 400m	0:11.15 400m	1:12.12 [2] (0:13.65)	0:58.47 [2] (0:11.51)	0:46.96 [2] (0:11.72)	0:35.24 [1] (0:11.71)	0:23.53 [2] (0:11.15)	0:12.38 [1] (0:12.38)	0.5L	0:35.24	-1				
3	4	<b>CELUI</b> Opie Bosson	7	65.7 400m	0:11.30 400m	1:12.21 [3] (0:13.54)	0:58.67 [1] (0:11.55)	0:47.12 [1] (0:11.82)	0:35.30 [2] (0:11.61)	0:23.69 [1] (0:11.30)	0:12.39 [3] (0:12.39)	1L	0:35.30	-4				
4	7	<b>MORAVIA</b> Mark Zahra	3	66.6 400m	0:11.11 400m	1:12.28 [4] (0:13.79)	0:58.49 [3] (0:11.55)	0:46.94 [3] (0:11.70)	0:35.24 [3] (0:11.65)	0:23.59 [3] (0:11.11)	0:12.48 [2] (0:12.48)	1.3L	0:35.24	-2				
5	5	<b>BASES LOADED</b> Tim Clark	4	65.2 400m	0:11.19 400m	1:12.42 [5] (0:13.88)	0:58.54 [5] (0:11.60)	0:46.94 [4] (0:11.65)	0:35.29 [4] (0:11.75)	0:23.54 [5] (0:11.19)	0:12.35 [4] (0:12.35)	2.1L	0:35.29	-3				
6	6	<b>XIDAKI</b> Ryan Maloney	1	65.6 400m	0:11.27 400m	1:12.65 [6] (0:13.83)	0:58.82 [4] (0:11.73)	0:47.09 [5] (0:11.70)	0:35.39 [5] (0:11.60)	0:23.79 [4] (0:11.27)	0:12.52 [6] (0:12.52)	3.4L	0:35.39	-2				
7	14	<b>ROLL ON HIGH</b> Vlad Duric	12	66.4 600m	0:11.36 400m	1:12.81 [7] (0:14.40)	0:58.41 [8] (0:11.66)	0:46.75 [9] (0:11.64)	0:35.11 [8] (0:11.53)	0:23.58 [7] (0:11.36)	0:12.22 [7] (0:12.22)	4.2L	0:35.11	+1				
8	9	<b>JUNGLE PRINCE</b> Angela Jones	8	64.8 600m	0:11.54 1000m	1:13.29 [8] (0:14.42)	0:58.87 [9] (0:11.54)	0:47.33 [7] (0:11.59)	0:35.74 [7] (0:11.74)	0:24.00 [8] (0:11.59)	0:12.41 [8] (0:12.41)	7L	0:35.74	-7				
9	8	<b>DEEP RESPECT</b> James Orman	14	65.7 400m	0:11.17 400m	1:13.37 [9] (0:14.45)	0:58.92 [10] (0:11.67)	0:47.25 [10] (0:11.98)	0:35.27 [10] (0:11.70)	0:23.57 [10] (0:11.17)	0:12.40 [9] (0:12.40)	7.5L	0:35.27	+0				
10	17	<b>BERNICE'S SPIRIT</b> Mark Du Plessis	5	64.0 600m	0:11.56 400m	1:13.71 [10] (0:14.15)	0:59.56 [7] (0:11.85)	0:47.71 [8] (0:11.77)	0:35.94 [9] (0:11.74)	0:24.20 [9] (0:11.56)	0:12.64 [10] (0:12.64)	9.3L	0:35.94	-6				

Scratched: Chrysaor (#2), Tiger Shark (#11), Russian Alliance (#13), Empress Of Wonder (#15), Abounding (#10), Mixed Spice (#16), Stefi Magnetica (#12), Catrall (#18)

[ ] Ranking at each section and finish  
 -:-:- No data available at this section  
 NA No data available

SCN Saddle cloth number  
 DNF Did not finish  
 DNT Did not track



Horse/Jockey Name	Corniche
Final Rank	1
Fastest Section Time (Section)	0:11.03 (400m)
Top Speed [km/h] (Section)	65.9 (400m)
Race State	Finished



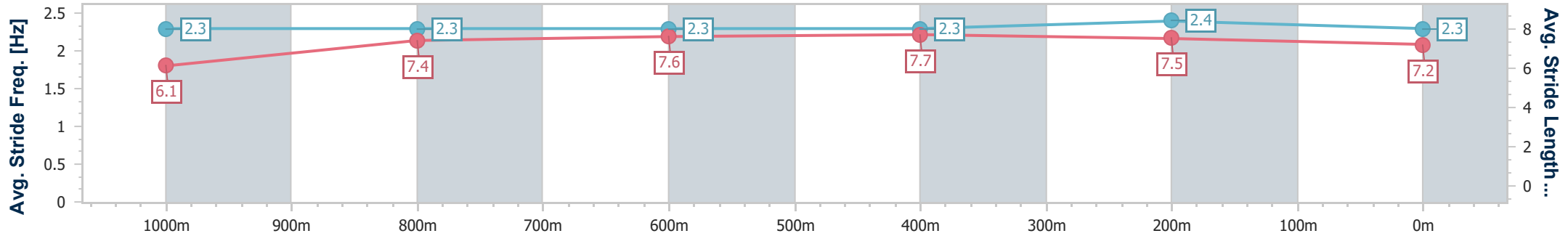
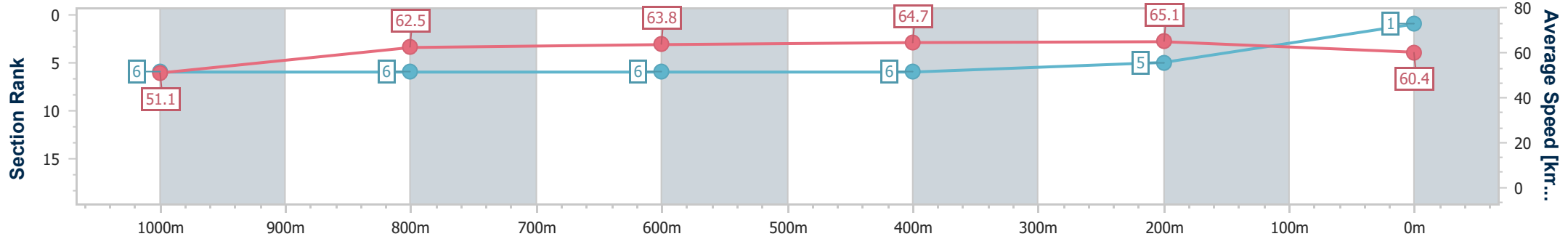
Sunshine Coast QLD Professional  
Race 6: BRANDONS ELECTRICAL GOLD COAST GUINEAS - 1200m



11 May 2024 - 15:38

Track Rating: Heavy 10, Weather: Fine, Rail Position: True

Section	Overall	1000m	800m	600m	400m	200m
Section Times	1:12.02 [1] (0:14.07)	0:57.95 [6] (0:11.69)	0:46.26 [6] (0:11.63)	0:34.63 [6] (0:11.66)	0:22.97 [6] (0:11.03)	0:11.94 [5] (0:11.94)
Average Speed [km/h]	51.1	62.5	63.8	64.7	65.1	60.4
Top Speed [km/h]	61.6	64.9	64.8	65.7	65.9	64.1
Avg. Dist. to Rail [m]	9.1	6.5	5.1	7.9	12.1	10.8
Avg. Stride Freq. [Hz]	2.3	2.3	2.3	2.3	2.4	2.3
Avg. Stride Length [m]	6.1	7.4	7.6	7.7	7.5	7.2



- [ ] Ranking at each section and finish
- .-.- No data available at this section
- NA No data available



Horse/Jockey Name	Cifrado
Final Rank	2
Fastest Section Time (Section)	0:11.15 (400m)
Top Speed [km/h] (Section)	65.5 (400m)
Race State	Finished



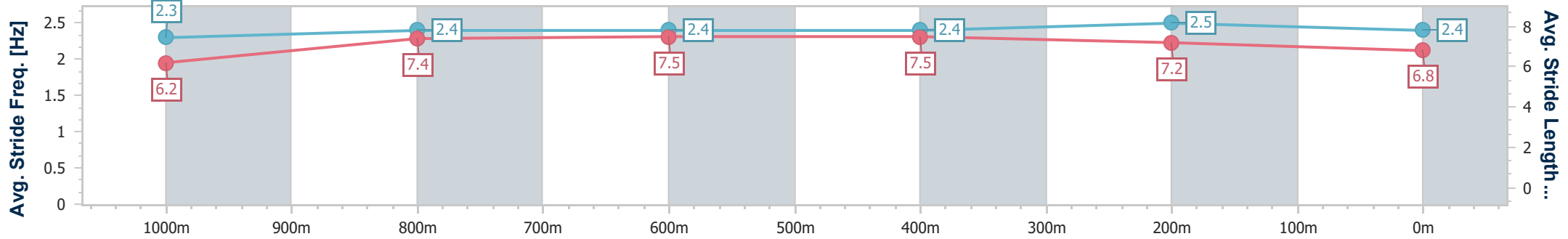
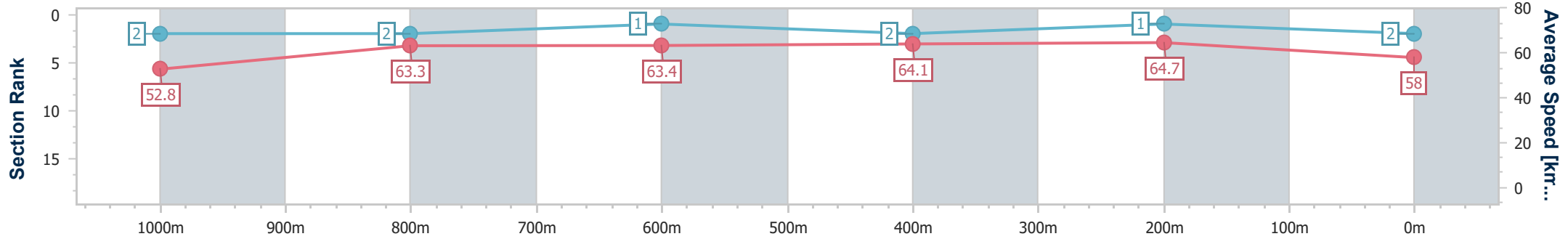
Sunshine Coast QLD Professional  
Race 6: BRANDONS ELECTRICAL GOLD COAST GUINEAS - 1200m



11 May 2024 - 15:38

Track Rating: Heavy 10, Weather: Fine, Rail Position: True

Section	Overall	1000m	800m	600m	400m	200m
Section Times	1:12.12 [2] (0:13.65)	0:58.47 [2] (0:11.51)	0:46.96 [2] (0:11.72)	0:35.24 [1] (0:11.71)	0:23.53 [2] (0:11.15)	0:12.38 [1]
Average Speed [km/h]	52.8	63.3	63.4	64.1	64.7	58.0
Top Speed [km/h]	63.9	64.0	64.6	64.9	65.5	63.5
Avg. Dist. to Rail [m]	7.5	6.0	5.7	7.1	10.8	12.1
Avg. Stride Freq. [Hz]	2.3	2.4	2.4	2.4	2.5	2.4
Avg. Stride Length [m]	6.2	7.4	7.5	7.5	7.2	6.8



- [ ] Ranking at each section and finish
- .-.- No data available at this section
- NA No data available



Horse/Jockey Name	Celui
Final Rank	3
Fastest Section Time (Section)	0:11.30 (400m)
Top Speed [km/h] (Section)	65.7 (400m)
Race State	Finished



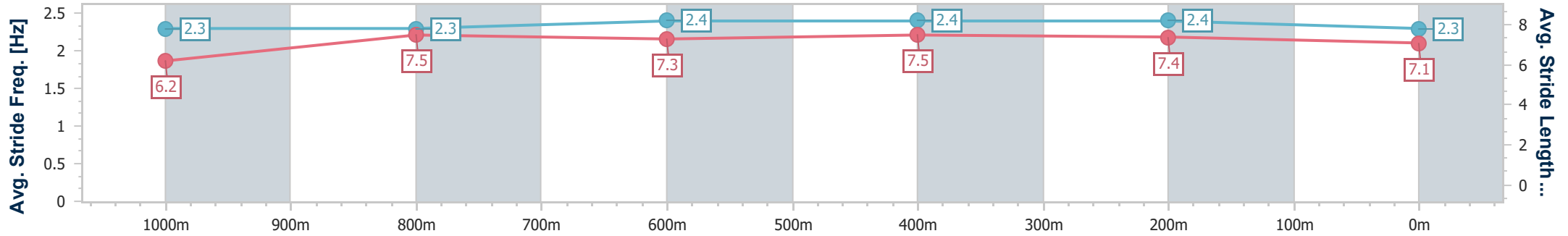
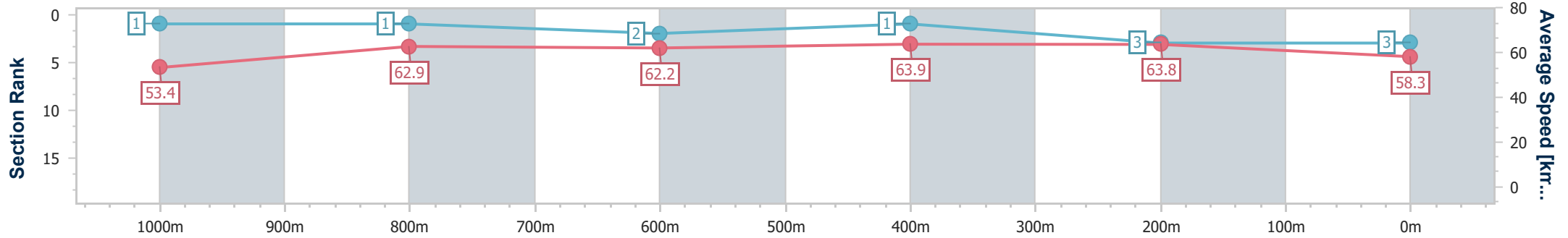
Sunshine Coast QLD Professional  
Race 6: BRANDONS ELECTRICAL GOLD COAST GUINEAS - 1200m



11 May 2024 - 15:38

Track Rating: Heavy 10, Weather: Fine, Rail Position: True

Section	Overall	1000m	800m	600m	400m	200m
Section Times	1:12.21 [3] (0:13.54)	0:58.67 [1] (0:11.55)	0:47.12 [1] (0:11.82)	0:35.30 [2] (0:11.61)	0:23.69 [1] (0:11.30)	0:12.39 [3] (0:12.39)
Average Speed [km/h]	53.4	62.9	62.2	63.9	63.8	58.3
Top Speed [km/h]	63.6	64.0	63.4	65.2	65.7	61.9
Avg. Dist. to Rail [m]	4.9	4.2	3.9	5.4	8.7	8.7
Avg. Stride Freq. [Hz]	2.3	2.3	2.4	2.4	2.4	2.3
Avg. Stride Length [m]	6.2	7.5	7.3	7.5	7.4	7.1



- [ ] Ranking at each section and finish
- .-.- No data available at this section
- NA No data available



Horse/Jockey Name	Moravia
Final Rank	4
Fastest Section Time (Section)	0:11.11 (400m)
Top Speed [km/h] (Section)	66.6 (400m)
Race State	Finished



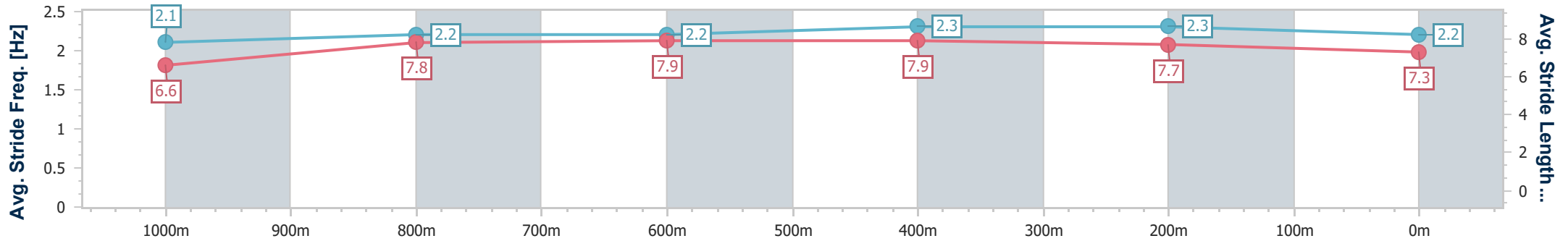
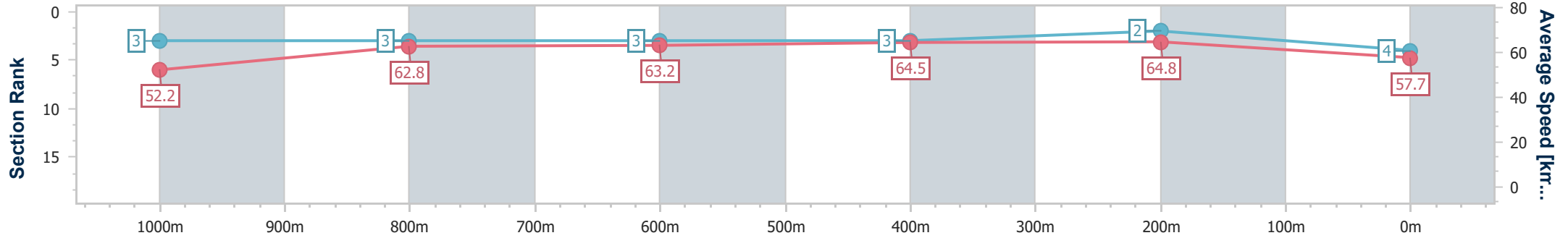
Sunshine Coast QLD Professional  
Race 6: BRANDONS ELECTRICAL GOLD COAST GUINEAS - 1200m



11 May 2024 - 15:38

Track Rating: Heavy 10, Weather: Fine, Rail Position: True

Section	Overall	1000m	800m	600m	400m	200m
Section Times	1:12.28 [4] (0:13.79)	0:58.49 [3] (0:11.55)	0:46.94 [3] (0:11.70)	0:35.24 [3] (0:11.65)	0:23.59 [3] (0:11.11)	0:12.48 [2] (0:12.48)
Average Speed [km/h]	52.2	62.8	63.2	64.5	64.8	57.7
Top Speed [km/h]	62.7	63.8	64.4	66.4	66.6	62.9
Avg. Dist. to Rail [m]	2.4	3.8	4.5	7.0	10.8	11.3
Avg. Stride Freq. [Hz]	2.1	2.2	2.2	2.3	2.3	2.2
Avg. Stride Length [m]	6.6	7.8	7.9	7.9	7.7	7.3



- [ ] Ranking at each section and finish
- .-.- No data available at this section
- NA No data available



Horse/Jockey Name	Bases Loaded
Final Rank	5
Fastest Section Time (Section)	0:11.19 (400m)
Top Speed [km/h] (Section)	65.2 (400m)
Race State	Finished



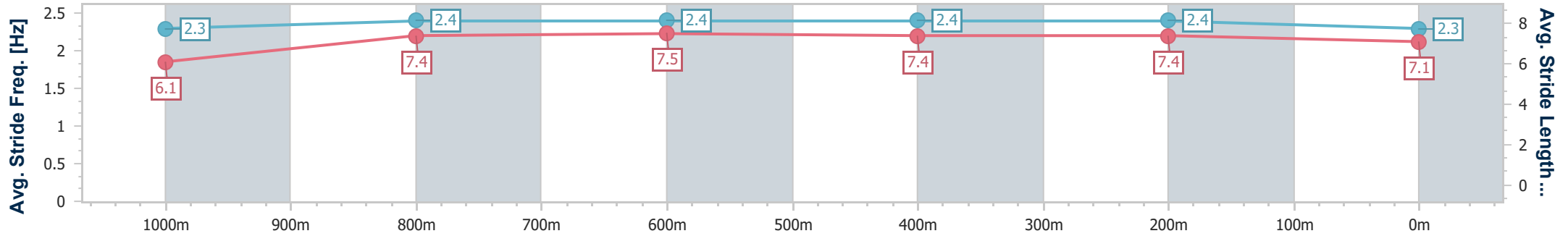
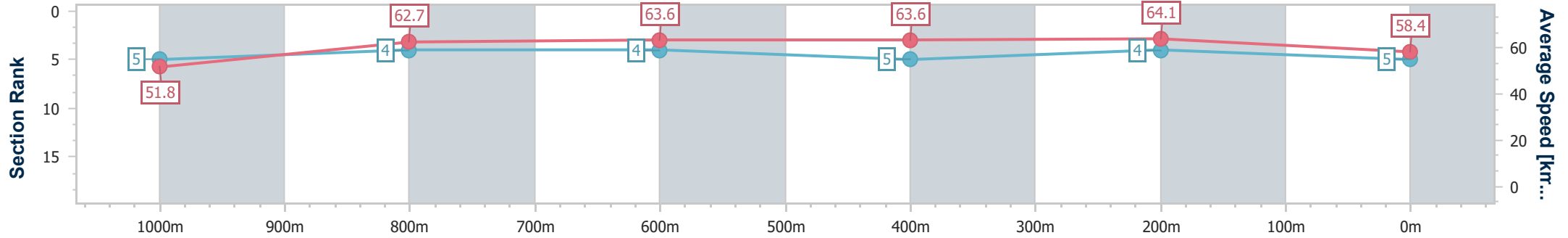
Sunshine Coast QLD Professional  
 Race 6: BRANDONS ELECTRICAL GOLD COAST GUINEAS - 1200m



11 May 2024 - 15:38

Track Rating: Heavy 10, Weather: Fine, Rail Position: True

Section	Overall	1000m	800m	600m	400m	200m
Section Times	1:12.42 [5] (0:13.88)	0:58.54 [5] (0:11.60)	0:46.94 [4] (0:11.65)	0:35.29 [4] (0:11.75)	0:23.54 [5] (0:11.19)	0:12.35 [4] (0:12.35)
Average Speed [km/h]	51.8	62.7	63.6	63.6	64.1	58.4
Top Speed [km/h]	62.7	63.7	63.7	64.9	65.2	62.6
Avg. Dist. to Rail [m]	5.3	4.9	4.3	6.5	10.9	11.6
Avg. Stride Freq. [Hz]	2.3	2.4	2.4	2.4	2.4	2.3
Avg. Stride Length [m]	6.1	7.4	7.5	7.4	7.4	7.1



- [ ] Ranking at each section and finish
- .-.- No data available at this section
- NA No data available



Horse/Jockey Name	Xidaki
Final Rank	6
Fastest Section Time (Section)	0:11.27 (400m)
Top Speed [km/h] (Section)	65.6 (400m)
Race State	Finished



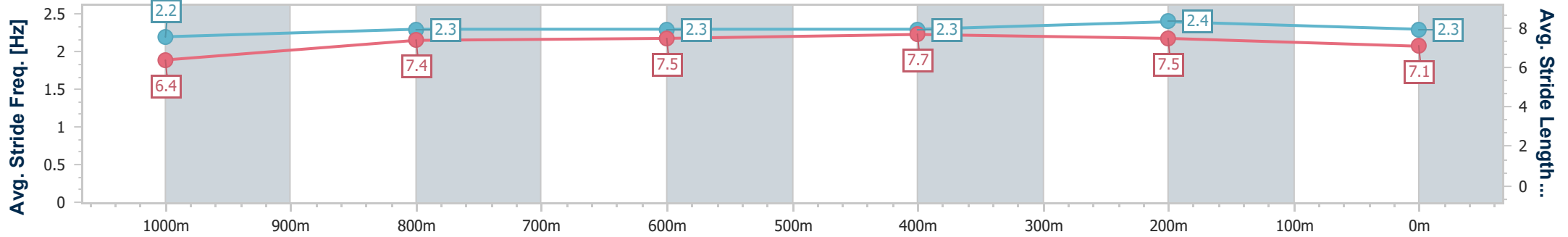
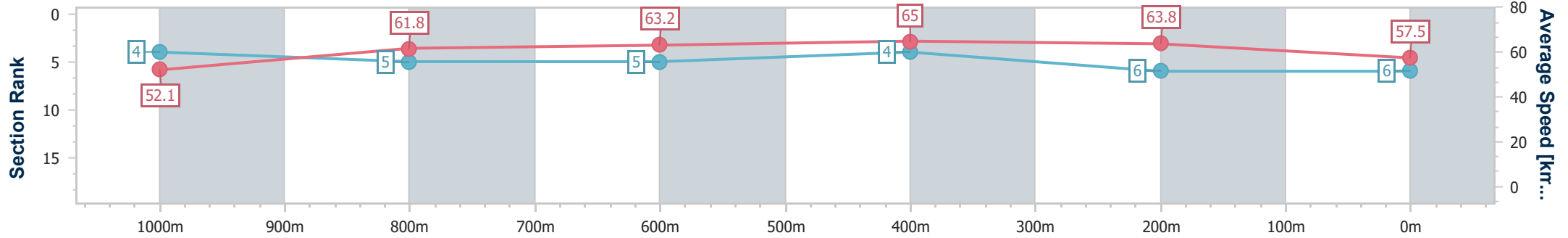
Sunshine Coast QLD Professional  
Race 6: BRANDONS ELECTRICAL GOLD COAST GUINEAS - 1200m



11 May 2024 - 15:38

Track Rating: Heavy 10, Weather: Fine, Rail Position: True

Section	Overall	1000m	800m	600m	400m	200m
Section Times	1:12.65 [6] (0:13.83)	0:58.82 [4] (0:11.73)	0:47.09 [5] (0:11.70)	0:35.39 [5] (0:11.60)	0:23.79 [4] (0:11.27)	0:12.52 [6] (0:12.52)
Average Speed [km/h]	52.1	61.8	63.2	65.0	63.8	57.5
Top Speed [km/h]	61.2	62.6	64.7	65.4	65.6	60.6
Avg. Dist. to Rail [m]	0.6	2.1	4.9	7.4	10.4	8.8
Avg. Stride Freq. [Hz]	2.2	2.3	2.3	2.3	2.4	2.3
Avg. Stride Length [m]	6.4	7.4	7.5	7.7	7.5	7.1



- [ ] Ranking at each section and finish
- .-.- No data available at this section
- NA No data available



Horse/Jockey Name	Roll On High
Final Rank	7
Fastest Section Time (Section)	0:11.36 (400m)
Top Speed [km/h] (Section)	66.4 (600m)
Race State	Finished



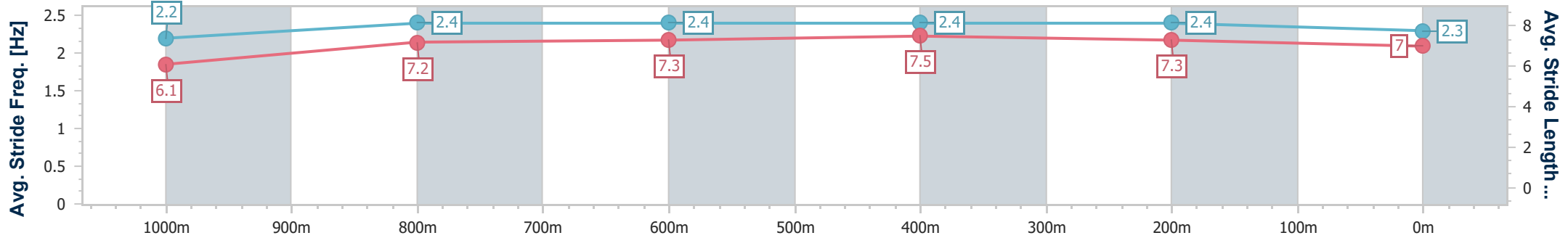
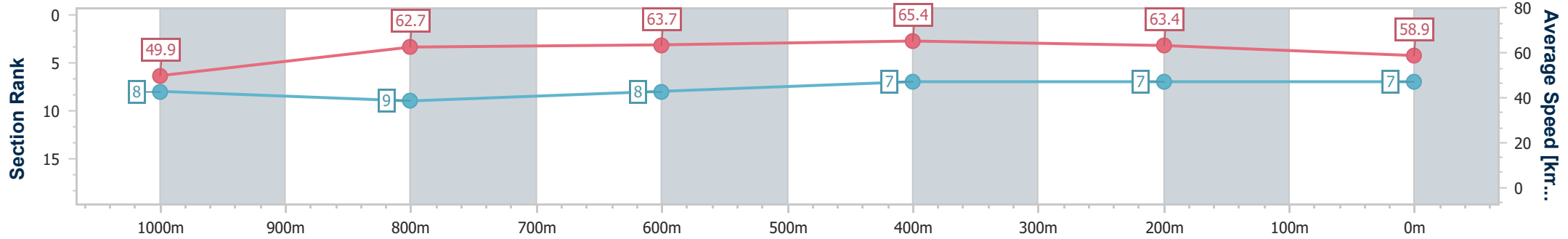
Sunshine Coast QLD Professional  
Race 6: BRANDONS ELECTRICAL GOLD COAST GUINEAS - 1200m



11 May 2024 - 15:38

Track Rating: Heavy 10, Weather: Fine, Rail Position: True

Section	Overall	1000m	800m	600m	400m	200m
Section Times	1:12.81 [7] (0:14.40)	0:58.41 [8] (0:11.66)	0:46.75 [9] (0:11.64)	0:35.11 [8] (0:11.53)	0:23.58 [7] (0:11.36)	0:12.22 [7] (0:12.22)
Average Speed [km/h]	49.9	62.7	63.7	65.4	63.4	58.9
Top Speed [km/h]	64.1	64.8	65.2	66.4	65.7	61.9
Avg. Dist. to Rail [m]	5.2	5.1	5.4	7.9	9.9	9.5
Avg. Stride Freq. [Hz]	2.2	2.4	2.4	2.4	2.4	2.3
Avg. Stride Length [m]	6.1	7.2	7.3	7.5	7.3	7.0



- [ ] Ranking at each section and finish
- .-.- No data available at this section
- NA No data available





Horse/Jockey Name	Jungle Prince
Final Rank	8
Fastest Section Time (Section)	0:11.54 (1000m)
Top Speed [km/h] (Section)	64.8 (600m)
Race State	Finished



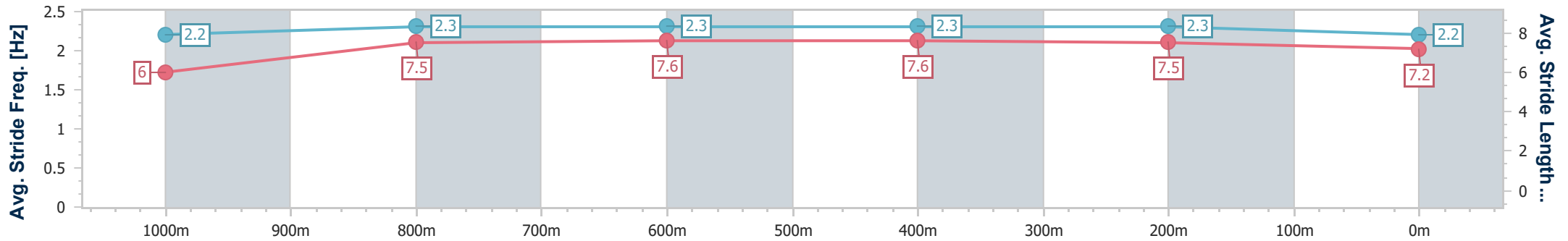
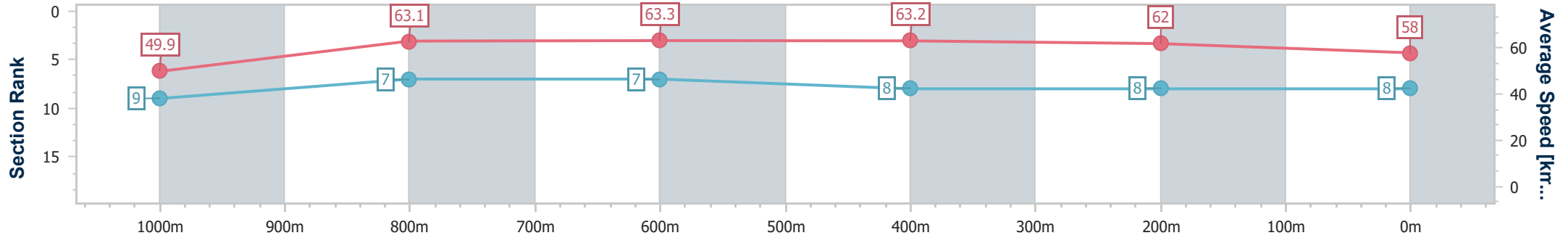
Sunshine Coast QLD Professional  
 Race 6: BRANDONS ELECTRICAL GOLD COAST GUINEAS - 1200m



11 May 2024 - 15:38

Track Rating: Heavy 10, Weather: Fine, Rail Position: True

Section	Overall	1000m	800m	600m	400m	200m
Section Times	1:13.29 [8] (0:14.42)	0:58.87 [9] (0:11.54)	0:47.33 [7] (0:11.59)	0:35.74 [7] (0:11.74)	0:24.00 [8] (0:11.59)	0:12.41 [8] (0:12.41)
Average Speed [km/h]	49.9	63.1	63.3	63.2	62.0	58.0
Top Speed [km/h]	63.1	64.3	64.0	64.8	64.7	60.3
Avg. Dist. to Rail [m]	5.7	3.4	3.1	5.5	8.2	6.7
Avg. Stride Freq. [Hz]	2.2	2.3	2.3	2.3	2.3	2.2
Avg. Stride Length [m]	6.0	7.5	7.6	7.6	7.5	7.2



- [ ] Ranking at each section and finish
- .-.- No data available at this section
- NA No data available



Horse/Jockey Name	Deep Respect
Final Rank	9
Fastest Section Time (Section)	0:11.17 (400m)
Top Speed [km/h] (Section)	65.7 (400m)
Race State	Finished



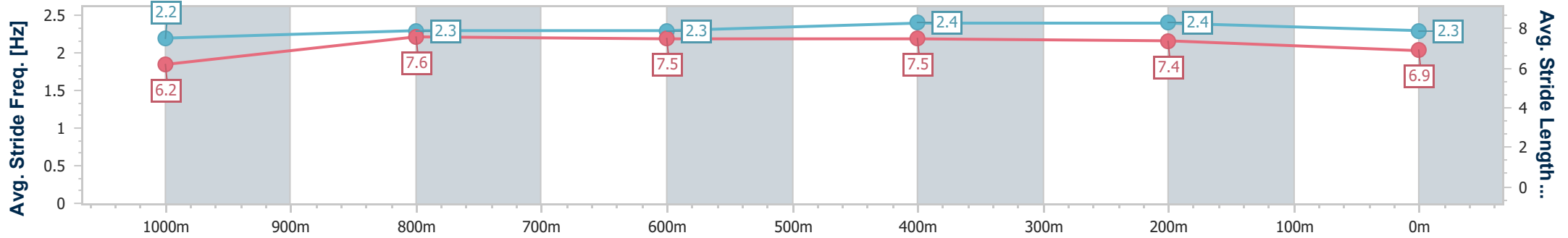
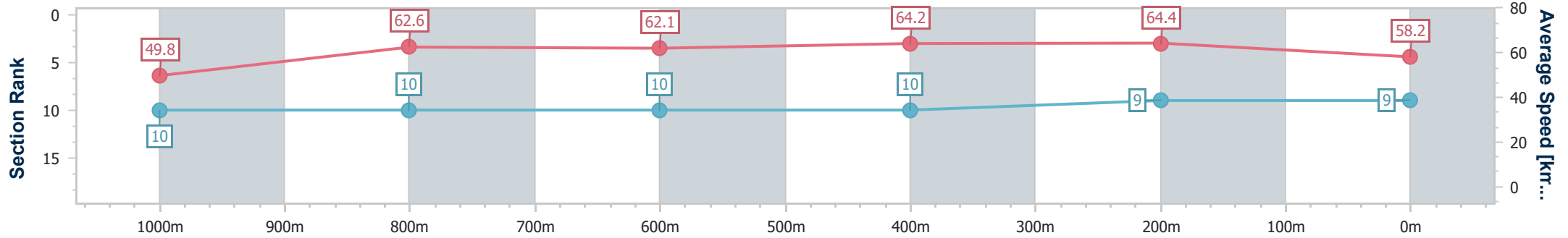
Sunshine Coast QLD Professional  
Race 6: BRANDONS ELECTRICAL GOLD COAST GUINEAS - 1200m



11 May 2024 - 15:38

Track Rating: Heavy 10, Weather: Fine, Rail Position: True

Section	Overall	1000m	800m	600m	400m	200m
Section Times	1:13.37 [9] (0:14.45)	0:58.92 [10] (0:11.67)	0:47.25 [10] (0:11.98)	0:35.27 [10] (0:11.70)	0:23.57 [10] (0:11.17)	0:12.40 [9] (0:12.40)
Average Speed [km/h]	49.8	62.6	62.1	64.2	64.4	58.2
Top Speed [km/h]	62.3	63.5	63.8	65.7	65.7	61.9
Avg. Dist. to Rail [m]	7.5	5.2	5.7	7.3	11.0	9.9
Avg. Stride Freq. [Hz]	2.2	2.3	2.3	2.4	2.4	2.3
Avg. Stride Length [m]	6.2	7.6	7.5	7.5	7.4	6.9



- [ ] Ranking at each section and finish
- .-.- No data available at this section
- NA No data available



Horse/Jockey Name	Bernice's Spirit
Final Rank	10
Fastest Section Time (Section)	0:11.56 (400m)
Top Speed [km/h] (Section)	64.0 (600m)
Race State	Finished



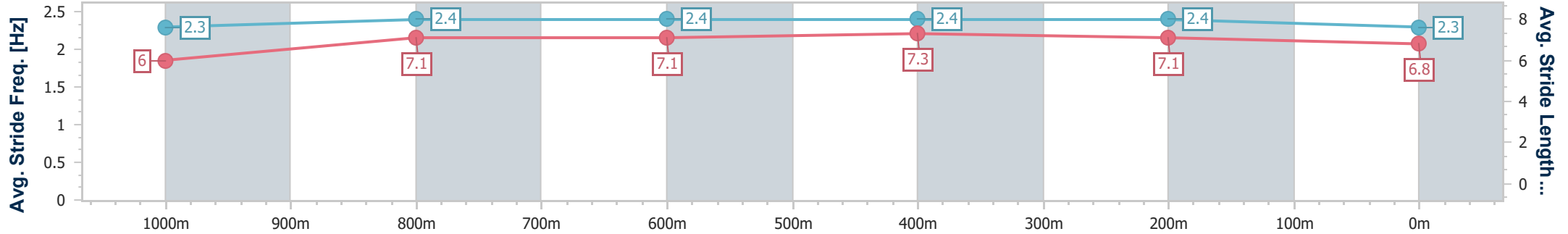
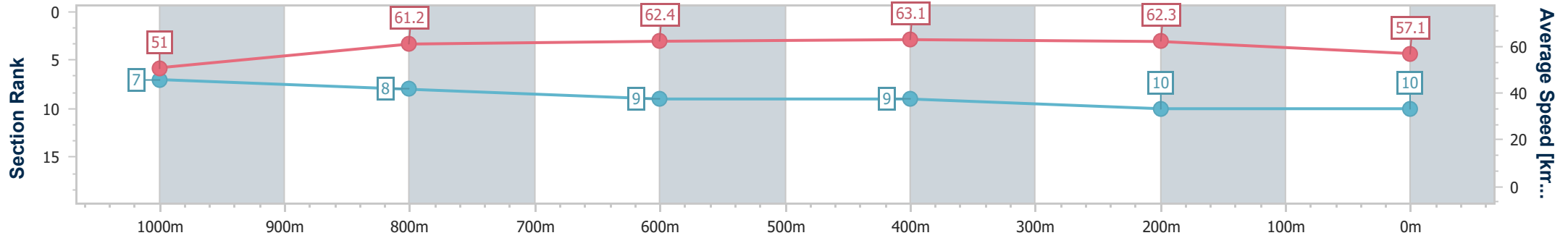
Sunshine Coast QLD Professional  
Race 6: BRANDONS ELECTRICAL GOLD COAST GUINEAS - 1200m



11 May 2024 - 15:38

Track Rating: Heavy 10, Weather: Fine, Rail Position: True

Section	Overall	1000m	800m	600m	400m	200m
Section Times	1:13.71 [10] (0:14.15)	0:59.56 [7] (0:11.85)	0:47.71 [8] (0:11.77)	0:35.94 [9] (0:11.74)	0:24.20 [9] (0:11.56)	0:12.64 [10] (0:12.64)
Average Speed [km/h]	51.0	61.2	62.4	63.1	62.3	57.1
Top Speed [km/h]	63.3	62.3	64.0	64.0	63.5	60.4
Avg. Dist. to Rail [m]	6.2	3.7	3.6	4.7	7.1	5.0
Avg. Stride Freq. [Hz]	2.3	2.4	2.4	2.4	2.4	2.3
Avg. Stride Length [m]	6.0	7.1	7.1	7.3	7.1	6.8



- [ ] Ranking at each section and finish
- .-.- No data available at this section
- NA No data available