



# Mackay QLD Professional

## Race 5: LADBROKES AMATEURS CUP OPEN Handicap - 1800m

11 May 2024 - 14:22



MACKAY TURF CLUB

Ooralea Racecourse

Track Rating: Soft 5, Weather: Overcast, Rail Position: +2m Entire

Section		Overall	1600m	1400m	1200m	1000m	800m	600m	Last 600m				
Field Times		1:50.91 (0:13.42)	1:37.49 (0:12.08)	1:25.41 (0:12.32)	1:13.09 (0:12.16)	1:00.93 (0:12.30)	0:48.63 (0:11.83)	0:36.80 (0:11.92)	0:36.80				
Rank	TAB Horse/Jockey	Barrier	Top Speed [km/h]	Fastest Section									Distance Travelled [m]
1	1 FIGHTING COMMANDO Ashley Butler	6	63.5 Overall	0:11.83 800m	1:50.91 [1] (0:13.42)	1:37.49 [1] (0:12.08)	1:25.41 [1] (0:12.32)	1:13.09 [1] (0:12.16)	1:00.93 [1] (0:12.30)	0:48.63 [1] (0:11.83)	0:36.80 [1] (0:11.92)	0:36.80	
2	2 OLYMPIC KORCHNOI Gabrielle Semmens	8	64.8 1600m	0:11.86 600m	1:51.08 [2] (0:13.58)	1:37.50 [2] (0:12.06)	1:25.44 [2] (0:12.45)	1:12.99 [2] (0:12.37)	1:00.62 [2] (0:12.30)	0:48.32 [2] (0:12.14)	0:36.18 [2] (0:11.86)	0:36.18	+2
3	7 PHOENIX FLYER Chris Whiteley	2	64.1 600m	0:11.73 600m	1:51.27 [3] (0:14.31)	1:36.96 [5] (0:12.62)	1:24.34 [5] (0:12.46)	1:11.88 [6] (0:12.22)	0:59.66 [5] (0:12.06)	0:47.60 [6] (0:11.85)	0:35.75 [6] (0:11.73)	0:35.75	-1
4	3 ENUFF HE SAID Justin Stanley	3	63.7 800m	0:11.63 800m	1:51.32 [4] (0:14.03)	1:37.29 [4] (0:12.66)	1:24.63 [4] (0:12.43)	1:12.20 [4] (0:12.21)	0:59.99 [4] (0:12.07)	0:47.92 [4] (0:11.63)	0:36.29 [4] (0:11.97)	0:36.29	+6
5	4 DEVIL KICK Warwick Satherley	4	63.0 800m	0:11.74 800m	1:51.32 [5] (0:14.35)	1:36.97 [6] (0:12.60)	1:24.37 [6] (0:12.42)	1:11.95 [5] (0:12.25)	0:59.70 [6] (0:12.02)	0:47.68 [5] (0:11.74)	0:35.94 [5] (0:11.95)	0:35.94	+8
6	6 FORTIFIED Jackson Murphy	1	64.6 600m	0:11.58 600m	1:51.37 [6] (0:14.81)	1:36.56 [7] (0:12.54)	1:24.02 [7] (0:12.31)	1:11.71 [7] (0:12.28)	0:59.43 [7] (0:12.05)	0:47.38 [7] (0:11.76)	0:35.62 [7] (0:11.58)	0:35.62	-1
7	5 CLASS OF ROYALTY Adrian Layt	5	64.1 800m	0:11.63 800m	1:51.57 [7] (0:13.92)	1:37.65 [3] (0:12.34)	1:25.31 [3] (0:12.50)	1:12.81 [3] (0:12.29)	1:00.52 [3] (0:12.23)	0:48.29 [3] (0:11.63)	0:36.66 [3] (0:11.95)	0:36.66	-3

Scratched: Shadow Project (#8)



# Mackay QLD Professional

## Race 5: LADBROKES AMATEURS CUP OPEN Handicap - 1800m

11 May 2024 - 14:22



MACKAY TURF CLUB  
Ooralea Racecourse

Track Rating: Soft 5, Weather: Overcast, Rail Position: +2m Entire

Section				400m	200m			Last 600m		
Field Times				0:24.88 (0:12.01)	0:12.87 (0:12.87)			0:36.80		
Rank	TAB	Horse/Jockey	Barrier	Top Speed [km/h]	Fastest Section	Margin				Distance Travelled [m]
1	1	<b>FIGHTING COMMANDO</b> Ashley Butler	6	63.5 Overall	0:11.83 800m	0:24.88 [1] (0:12.01)	0:12.87 [1] (0:12.87)	1:50.91	0:36.80	
2	2	<b>OLYMPIC KORCHNOI</b> Gabrielle Semmens	8	64.8 1600m	0:11.86 600m	0:24.32 [2] (0:11.86)	0:12.46 [2] (0:12.46)	0.17L	0:36.18	+2
3	7	<b>PHOENIX FLYER</b> Chris Whiteley	2	64.1 600m	0:11.73 600m	0:24.02 [5] (0:11.80)	0:12.22 [6] (0:12.22)	0.19L	0:35.75	-1
4	3	<b>ENUFF HE SAID</b> Justin Stanley	3	63.7 800m	0:11.63 800m	0:24.32 [4] (0:11.89)	0:12.43 [3] (0:12.43)	0.05L	0:36.29	+6
5	4	<b>DEVIL KICK</b> Warwick Satherley	4	63.0 800m	0:11.74 800m	0:23.99 [7] (0:11.83)	0:12.16 [7] (0:12.16)	0L	0:35.94	+8
6	6	<b>FORTIFIED</b> Jackson Murphy	1	64.6 600m	0:11.58 600m	0:24.04 [6] (0:11.67)	0:12.37 [5] (0:12.37)	0.05L	0:35.62	-1
7	5	<b>CLASS OF ROYALTY</b> Adrian Layt	5	64.1 800m	0:11.63 800m	0:24.71 [3] (0:12.07)	0:12.64 [4] (0:12.64)	0.2L	0:36.66	-3

Scratched: Shadow Project (#8)



Horse/Jockey Name	Fighting Commando
Final Rank	1
Fastest Section Time (Section)	0:11.83 (800m)
Top Speed [km/h] (Section)	63.5 (Overall)
Race State	Finished



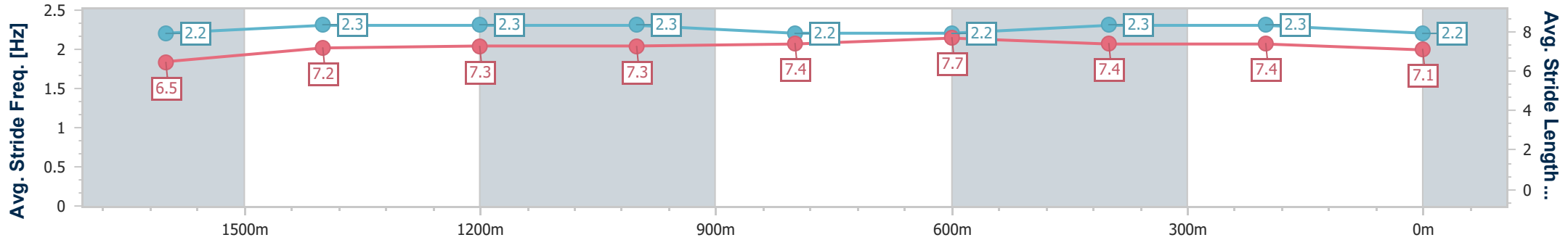
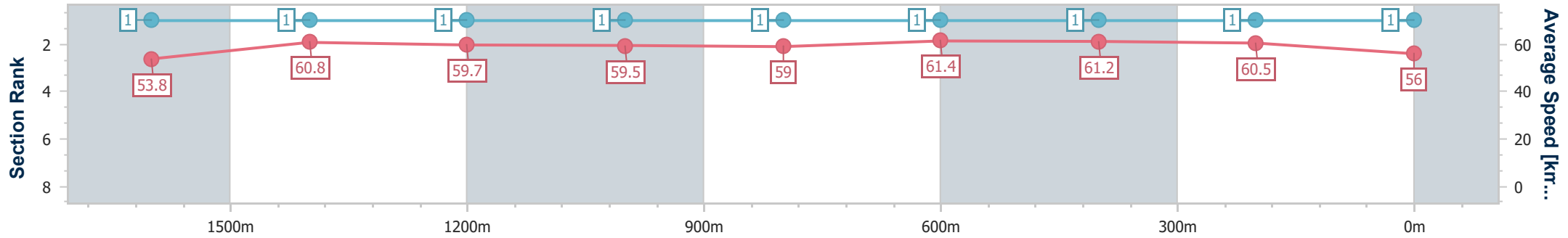
Mackay QLD Professional  
Race 5: LADBROKES AMATEURS CUP OPEN Handicap - 1800m



11 May 2024 - 14:22

Track Rating: Soft 5, Weather: Overcast, Rail Position: +2m Entire

Section	Overall	1600m	1400m	1200m	1000m	800m	600m	400m	200m
Section Times	1:50.91 [1] (0:13.42)	1:37.49 [1] (0:12.08)	1:25.41 [1] (0:12.32)	1:13.09 [1] (0:12.16)	1:00.93 [1] (0:12.30)	0:48.63 [1] (0:11.83)	0:36.80 [1] (0:11.92)	0:24.88 [1] (0:12.01)	0:12.87 [1] (0:12.87)
Average Speed [km/h]	53.8	60.8	59.7	59.5	59.0	61.4	61.2	60.5	56.0
Top Speed [km/h]	63.5	61.8	60.0	60.1	60.3	61.8	62.2	61.1	59.5
Avg. Dist. to Rail [m]	7.4	3.7	3.3	3.1	2.6	2.4	2.2	5.3	5.0
Avg. Stride Freq. [Hz]	2.2	2.3	2.3	2.3	2.2	2.2	2.3	2.3	2.2
Avg. Stride Length [m]	6.5	7.2	7.3	7.3	7.4	7.7	7.4	7.4	7.1



- [ ] Ranking at each section and finish
- .-.- No data available at this section
- NA No data available



Horse/Jockey Name	Olympic Korchnoi
Final Rank	2
Fastest Section Time (Section)	0:11.86 (600m)
Top Speed [km/h] (Section)	64.8 (1600m)
Race State	Finished



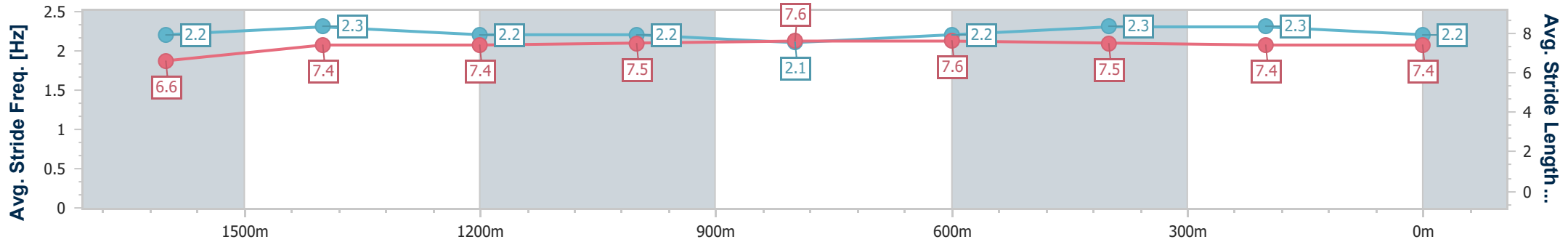
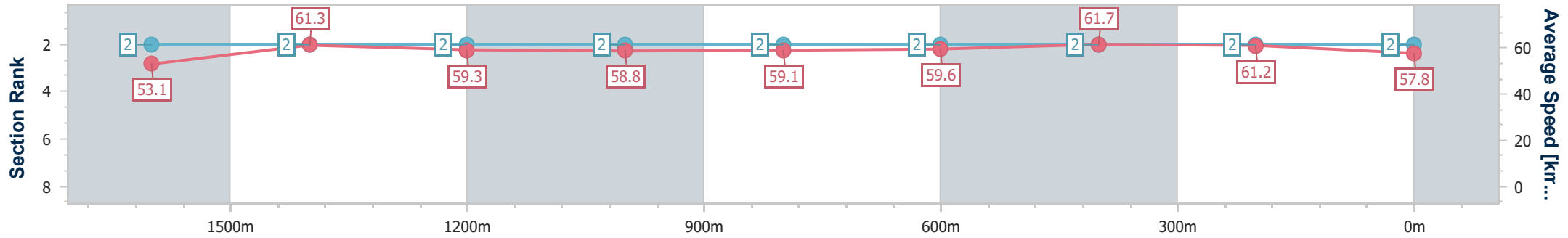
Mackay QLD Professional  
Race 5: LADBROKES AMATEURS CUP OPEN Handicap - 1800m



11 May 2024 - 14:22

Track Rating: Soft 5, Weather: Overcast, Rail Position: +2m Entire

Section	Overall	1600m	1400m	1200m	1000m	800m	600m	400m	200m
Section Times	1:51.08 [2] (0:13.58)	1:37.50 [2] (0:12.06)	1:25.44 [2] (0:12.45)	1:12.99 [2] (0:12.37)	1:00.62 [2] (0:12.30)	0:48.32 [2] (0:12.14)	0:36.18 [2] (0:11.86)	0:24.32 [2] (0:11.86)	0:12.46 [2] (0:12.46)
Average Speed [km/h]	53.1	61.3	59.3	58.8	59.1	59.6	61.7	61.2	57.8
Top Speed [km/h]	62.1	64.8	60.9	60.0	59.9	60.8	62.2	63.4	60.5
Avg. Dist. to Rail [m]	8.5	4.4	4.1	4.0	2.7	2.5	1.7	4.6	5.4
Avg. Stride Freq. [Hz]	2.2	2.3	2.2	2.2	2.1	2.2	2.3	2.3	2.2
Avg. Stride Length [m]	6.6	7.4	7.4	7.5	7.6	7.6	7.5	7.4	7.4



- [ ] Ranking at each section and finish
- .-.- No data available at this section
- NA No data available



Horse/Jockey Name	Phoenix Flyer
Final Rank	3
Fastest Section Time (Section)	0:11.73 (600m)
Top Speed [km/h] (Section)	64.1 (600m)
Race State	Finished



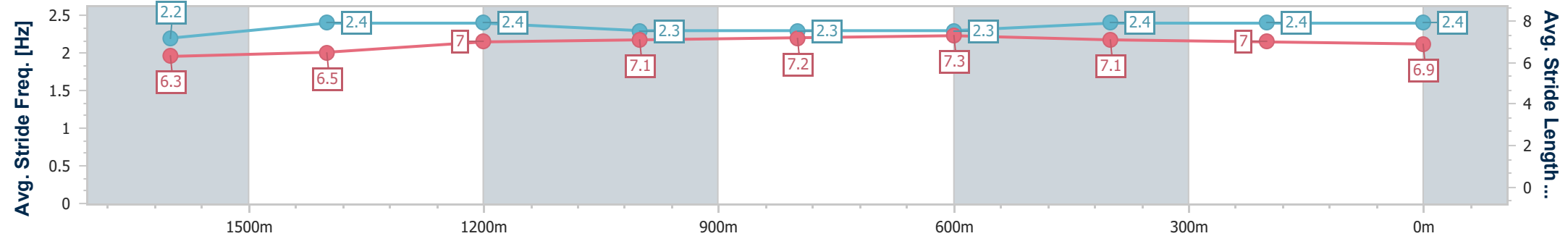
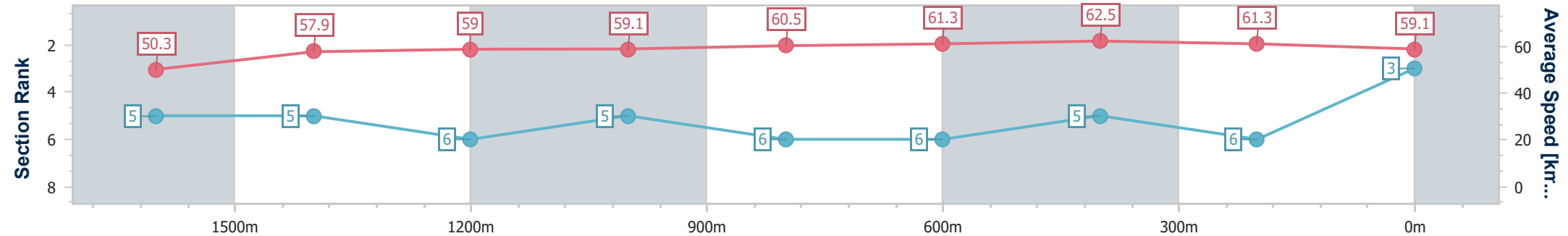
Mackay QLD Professional  
Race 5: LADBROKES AMATEURS CUP OPEN Handicap - 1800m



11 May 2024 - 14:22

Track Rating: Soft 5, Weather: Overcast, Rail Position: +2m Entire

Section	Overall	1600m	1400m	1200m	1000m	800m	600m	400m	200m				
Section Times	1:51.27 [3] (0:14.31)	1:36.96 [5] (0:12.62)	1:24.34 [5] (0:12.46)	1:11.88 [6] (0:12.22)	0:59.66 [5] (0:12.06)	0:47.60 [6] (0:11.85)	0:35.75 [6] (0:11.73)	0:24.02 [5] (0:11.80)	0:12.22 [6] (0:12.22)				
Average Speed [km/h]	50.3	57.9	59.0	59.1	60.5	61.3	62.5	61.3	59.1				
Top Speed [km/h]	58.1	58.9	59.8	60.5	60.9	62.1	64.1	61.9	61.9				
Avg. Dist. to Rail [m]	3.6	2.6	3.1	3.4	3.4	3.5	2.3	4.0	7.1				
Avg. Stride Freq. [Hz]	2.2	2.4	2.4	2.3	2.3	2.3	2.4	2.4	2.4				
Avg. Stride Length [m]	6.3	6.5	7.0	7.1	7.2	7.3	7.1	7.0	6.9				



- [ ] Ranking at each section and finish
- .-.- No data available at this section
- NA No data available



Horse/Jockey Name	Enuff He Said
Final Rank	4
Fastest Section Time (Section)	0:11.63 (800m)
Top Speed [km/h] (Section)	63.7 (800m)
Race State	Finished



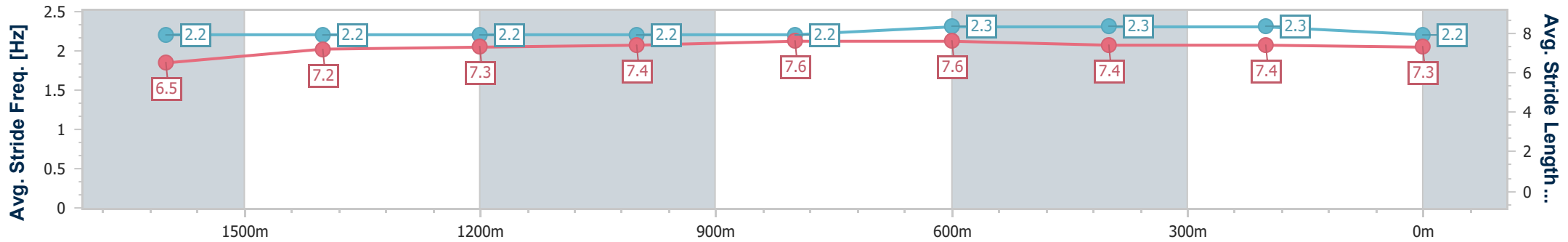
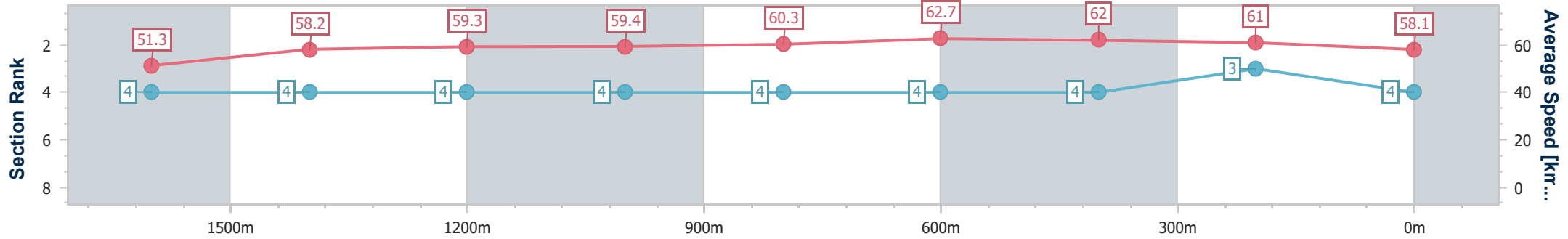
Mackay QLD Professional  
Race 5: LADBROKES AMATEURS CUP OPEN Handicap - 1800m



11 May 2024 - 14:22

Track Rating: Soft 5, Weather: Overcast, Rail Position: +2m Entire

Section	Overall	1600m	1400m	1200m	1000m	800m	600m	400m	200m
Section Times	1:51.32 [4] (0:14.03)	1:37.29 [4] (0:12.66)	1:24.63 [4] (0:12.43)	1:12.20 [4] (0:12.21)	0:59.99 [4] (0:12.07)	0:47.92 [4] (0:11.63)	0:36.29 [4] (0:11.97)	0:24.32 [4] (0:11.89)	0:12.43 [3] (0:12.43)
Average Speed [km/h]	51.3	58.2	59.3	59.4	60.3	62.7	62.0	61.0	58.1
Top Speed [km/h]	59.8	59.4	59.5	60.3	61.3	63.7	63.3	61.7	61.2
Avg. Dist. to Rail [m]	5.1	4.1	3.6	4.0	3.9	3.7	4.1	5.6	6.3
Avg. Stride Freq. [Hz]	2.2	2.2	2.2	2.2	2.2	2.3	2.3	2.3	2.2
Avg. Stride Length [m]	6.5	7.2	7.3	7.4	7.6	7.6	7.4	7.4	7.3



- [ ] Ranking at each section and finish
- .-.- No data available at this section
- NA No data available



Horse/Jockey Name	Devil Kick
Final Rank	5
Fastest Section Time (Section)	0:11.74 (800m)
Top Speed [km/h] (Section)	63.0 (800m)
Race State	Finished



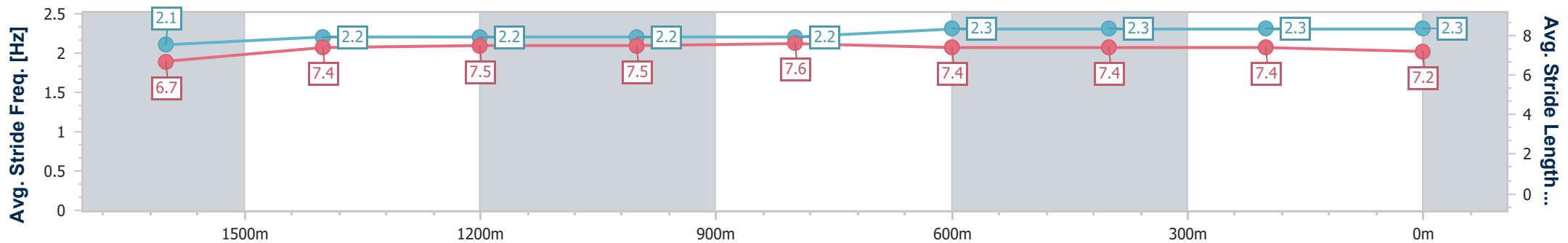
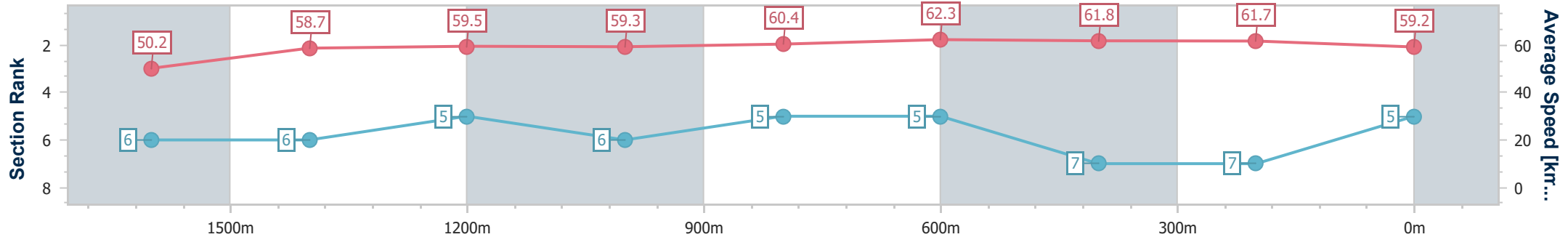
Mackay QLD Professional  
Race 5: LADBROKES AMATEURS CUP OPEN Handicap - 1800m



11 May 2024 - 14:22

Track Rating: Soft 5, Weather: Overcast, Rail Position: +2m Entire

Section	Overall	1600m	1400m	1200m	1000m	800m	600m	400m	200m				
Section Times	1:51.32 [5] (0:14.35)	1:36.97 [6] (0:12.60)	1:24.37 [6] (0:12.42)	1:11.95 [5] (0:12.25)	0:59.70 [6] (0:12.02)	0:47.68 [5] (0:11.74)	0:35.94 [5] (0:11.95)	0:23.99 [7] (0:11.83)	0:12.16 [7] (0:12.16)				
Average Speed [km/h]	50.2	58.7	59.5	59.3	60.4	62.3	61.8	61.7	59.2				
Top Speed [km/h]	59.4	60.0	60.6	60.2	61.0	63.0	62.6	62.4	61.9				
Avg. Dist. to Rail [m]	5.9	4.4	4.1	4.2	3.9	3.6	3.9	7.4	8.9				
Avg. Stride Freq. [Hz]	2.1	2.2	2.2	2.2	2.2	2.3	2.3	2.3	2.3				
Avg. Stride Length [m]	6.7	7.4	7.5	7.5	7.6	7.4	7.4	7.4	7.2				



- [ ] Ranking at each section and finish
- .-.- No data available at this section
- NA No data available



Horse/Jockey Name	Fortified
Final Rank	6
Fastest Section Time (Section)	0:11.58 (600m)
Top Speed [km/h] (Section)	64.6 (600m)
Race State	Finished



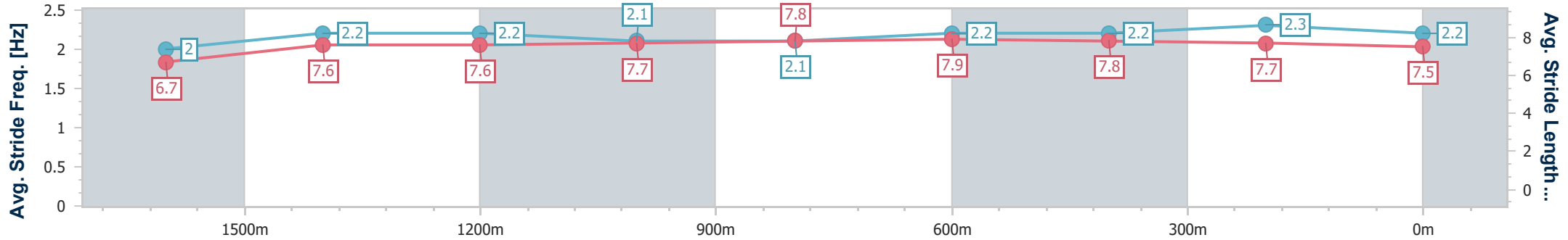
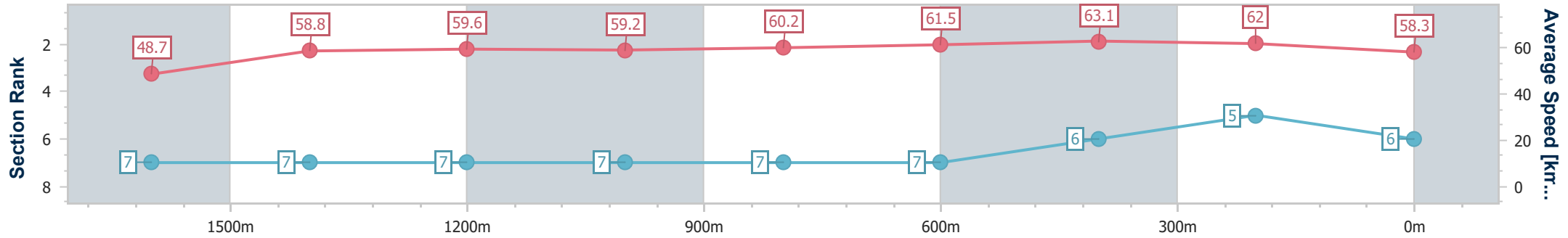
Mackay QLD Professional  
Race 5: LADBROKES AMATEURS CUP OPEN Handicap - 1800m



11 May 2024 - 14:22

Track Rating: Soft 5, Weather: Overcast, Rail Position: +2m Entire

Section	Overall	1600m	1400m	1200m	1000m	800m	600m	400m	200m
Section Times	1:51.37 [6] (0:14.81)	1:36.56 [7] (0:12.54)	1:24.02 [7] (0:12.31)	1:11.71 [7] (0:12.28)	0:59.43 [7] (0:12.05)	0:47.38 [7] (0:11.76)	0:35.62 [7] (0:11.58)	0:24.04 [6] (0:11.67)	0:12.37 [5] (0:12.37)
Average Speed [km/h]	48.7	58.8	59.6	59.2	60.2	61.5	63.1	62.0	58.3
Top Speed [km/h]	58.9	59.5	61.4	59.6	60.8	63.4	64.6	63.1	61.4
Avg. Dist. to Rail [m]	4.2	3.7	3.6	3.7	2.7	2.0	1.7	4.5	4.6
Avg. Stride Freq. [Hz]	2.0	2.2	2.2	2.1	2.1	2.2	2.2	2.3	2.2
Avg. Stride Length [m]	6.7	7.6	7.6	7.7	7.8	7.9	7.8	7.7	7.5



- [ ] Ranking at each section and finish
- .-.- No data available at this section
- NA No data available





Horse/Jockey Name	Class Of Royalty
Final Rank	7
Fastest Section Time (Section)	0:11.63 (800m)
Top Speed [km/h] (Section)	64.1 (800m)
Race State	Finished



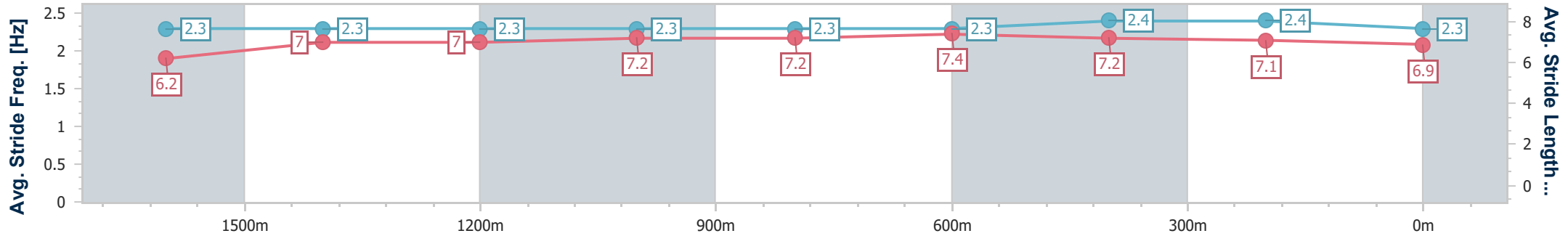
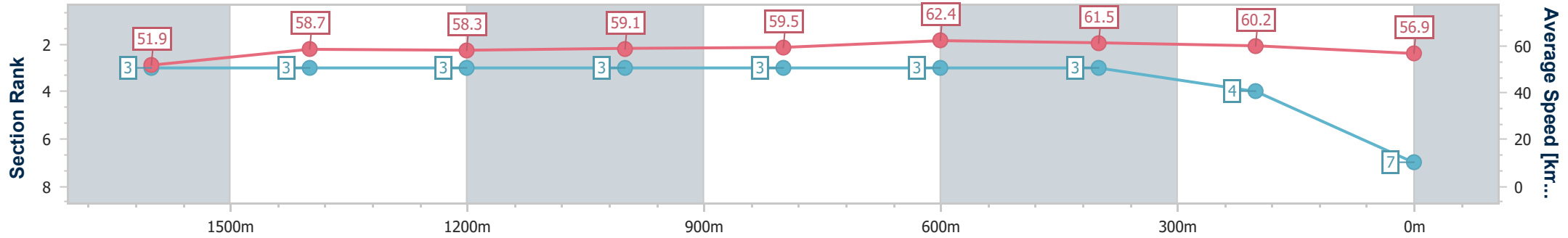
Mackay QLD Professional  
Race 5: LADBROKES AMATEURS CUP OPEN Handicap - 1800m



11 May 2024 - 14:22

Track Rating: Soft 5, Weather: Overcast, Rail Position: +2m Entire

Section	Overall	1600m	1400m	1200m	1000m	800m	600m	400m	200m
Section Times	1:51.57 [7] (0:13.92)	1:37.65 [3] (0:12.34)	1:25.31 [3] (0:12.50)	1:12.81 [3] (0:12.29)	1:00.52 [3] (0:12.23)	0:48.29 [3] (0:11.63)	0:36.66 [3] (0:11.95)	0:24.71 [3] (0:12.07)	0:12.64 [4] (0:12.64)
Average Speed [km/h]	51.9	58.7	58.3	59.1	59.5	62.4	61.5	60.2	56.9
Top Speed [km/h]	59.9	59.9	59.0	59.5	60.9	64.1	62.8	61.9	59.5
Avg. Dist. to Rail [m]	5.2	1.6	2.3	3.2	3.1	2.8	2.8	3.8	3.4
Avg. Stride Freq. [Hz]	2.3	2.3	2.3	2.3	2.3	2.3	2.4	2.4	2.3
Avg. Stride Length [m]	6.2	7.0	7.0	7.2	7.2	7.4	7.2	7.1	6.9



- [ ] Ranking at each section and finish
- .-.- No data available at this section
- NA No data available