



# Mackay QLD Professional

## Race 4: Racing Again Mon 27th May BENCHMARK 60 Handicap - 1800m

11 May 2024 - 13:47



MACKAY TURF CLUB  
Ooralea Racecourse

Track Rating: Soft 5, Weather: Overcast, Rail Position: +2m Entire

Section		Overall	1600m	1400m	1200m	1000m	800m	600m	Last 600m				
Field Times		1:52.68 (0:13.72)	1:38.96 (0:12.24)	1:26.72 (0:13.05)	1:13.67 (0:12.33)	1:01.34 (0:12.27)	0:49.07 (0:12.04)	0:37.03 (0:12.33)	0:37.03				
Rank	TAB Horse/Jockey	Barrier	Top Speed [km/h]	Fastest Section									Distance Travelled [m]
1	6 FLAMENCO ROSE McKenzie Apel	5	65.0 400m	0:11.52 400m	1:52.68 [1] (0:14.16)	1:38.52 [5] (0:12.44)	1:26.08 [6] (0:13.23)	1:12.85 [7] (0:12.44)	1:00.41 [7] (0:12.67)	0:47.74 [7] (0:12.38)	0:35.36 [7] (0:11.82)	0:35.36	
2	5 SHADOW PROJECT Scott Sheargold	6	63.8 1600m	0:11.71 400m	1:52.71 [2] (0:13.86)	1:38.85 [3] (0:12.38)	1:26.47 [3] (0:13.14)	1:13.33 [5] (0:12.47)	1:00.86 [5] (0:12.53)	0:48.33 [5] (0:12.34)	0:35.99 [6] (0:12.30)	0:35.99	+1
3	8 MISHANI PATRIOT Jason Taylor	8	62.2 1600m	0:12.04 800m	1:52.96 [3] (0:14.49)	1:38.47 [7] (0:12.20)	1:26.27 [7] (0:12.41)	1:13.86 [2] (0:12.24)	1:01.62 [1] (0:12.27)	0:49.35 [1] (0:12.04)	0:37.31 [1] (0:12.33)	0:37.31	-5
4	3 ENTERPRISE PHOENIX Jackson Murphy	4	63.6 1600m	0:12.09 400m	1:53.00 [4] (0:13.75)	1:39.25 [2] (0:12.26)	1:26.99 [2] (0:13.11)	1:13.88 [3] (0:12.27)	1:01.61 [2] (0:12.54)	0:49.07 [2] (0:12.28)	0:36.79 [2] (0:12.36)	0:36.79	-1
5	7 MARSHY Chris McIver	7	62.2 1600m	0:11.94 400m	1:53.09 [5] (0:14.24)	1:38.85 [6] (0:12.26)	1:26.59 [5] (0:13.24)	1:13.35 [6] (0:12.39)	1:00.96 [6] (0:12.27)	0:48.69 [6] (0:12.29)	0:36.40 [5] (0:12.31)	0:36.40	-3
6	4 OSCAR BRAVO Tasha Chambers	2	62.7 1600m	0:12.00 400m	1:53.24 [6] (0:13.72)	1:39.52 [1] (0:12.24)	1:27.28 [1] (0:13.05)	1:14.23 [1] (0:12.50)	1:01.73 [3] (0:12.56)	0:49.17 [3] (0:12.37)	0:36.80 [3] (0:12.43)	0:36.80	-6
7	2 ROZNAMLA Justin Stanley	3	62.4 1600m	0:12.09 400m	1:53.31 [7] (0:13.90)	1:39.41 [4] (0:12.34)	1:27.07 [4] (0:13.13)	1:13.94 [4] (0:12.31)	1:01.63 [4] (0:12.52)	0:49.11 [4] (0:12.26)	0:36.85 [4] (0:12.24)	0:36.85	+1

Scratched: Knowitall Jack (#1)



# Mackay QLD Professional

## Race 4: Racing Again Mon 27th May BENCHMARK 60 Handicap - 1800m

11 May 2024 - 13:47



MACKAY TURF CLUB  
Ooralea Racecourse

Track Rating: Soft 5, Weather: Overcast, Rail Position: +2m Entire

Section			400m	200m			Last 600m			
Field Times			0:24.70 (0:12.36)	0:12.34 (0:12.34)			0:37.03			
Rank	TAB	Horse/Jockey	Barrier	Top Speed [km/h]	Fastest Section		Margin		Distance Travelled [m]	
1	6	FLAMENCO ROSE McKenzie Apel	5	65.0 400m	0:11.52 400m	0:23.54 [7] (0:11.52)	0:12.02 [2] (0:12.02)	1:52.68	0:35.36	
2	5	SHADOW PROJECT Scott Sheargold	6	63.8 1600m	0:11.71 400m	0:23.69 [6] (0:11.71)	0:11.98 [4] (0:11.98)	0.03L	0:35.99	+1
3	8	MISHANI PATRIOT Jason Taylor	8	62.2 1600m	0:12.04 800m	0:24.98 [1] (0:12.36)	0:12.62 [1] (0:12.62)	0.25L	0:37.31	-5
4	3	ENTERPRISE PHOENIX Jackson Murphy	4	63.6 1600m	0:12.09 400m	0:24.43 [2] (0:12.09)	0:12.34 [3] (0:12.34)	0.04L	0:36.79	-1
5	7	MARSHY Chris McIver	7	62.2 1600m	0:11.94 400m	0:24.09 [5] (0:11.94)	0:12.15 [7] (0:12.15)	0.09L	0:36.40	-3
6	4	OSCAR BRAVO Tasha Chambers	2	62.7 1600m	0:12.00 400m	0:24.37 [4] (0:12.00)	0:12.37 [6] (0:12.37)	0.15L	0:36.80	-6
7	2	ROZNAMLA Justin Stanley	3	62.4 1600m	0:12.09 400m	0:24.61 [3] (0:12.09)	0:12.52 [5] (0:12.52)	0.07L	0:36.85	+1

Scratched: Knowitall Jack (#1)



Horse/Jockey Name	Flamenco Rose
Final Rank	1
Fastest Section Time (Section)	0:11.52 (400m)
Top Speed [km/h] (Section)	65.0 (400m)
Race State	Finished



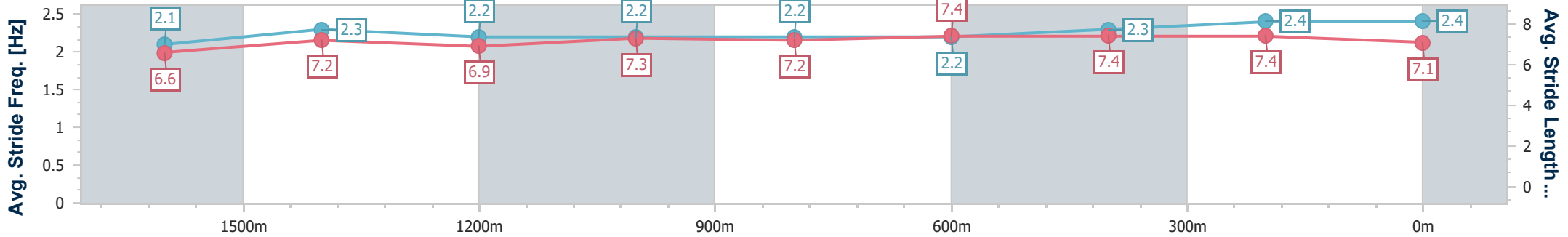
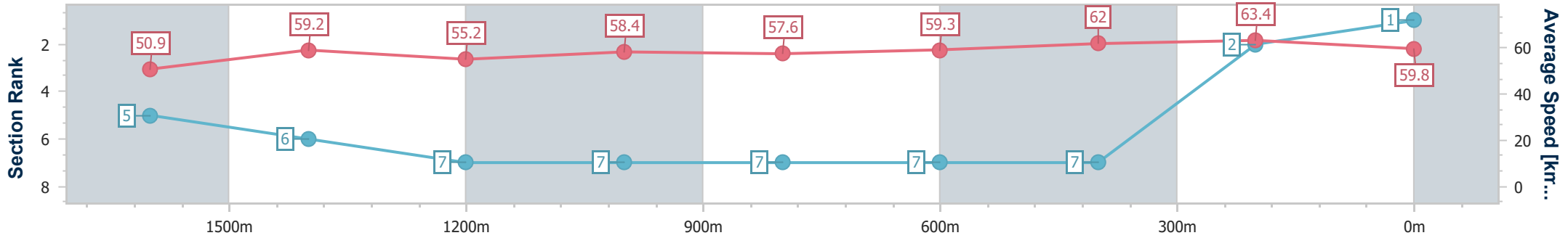
Mackay QLD Professional  
Race 4: Racing Again Mon 27th May BENCHMARK 60 Handicap - 1800m



11 May 2024 - 13:47

Track Rating: Soft 5, Weather: Overcast, Rail Position: +2m Entire

Section	Overall	1600m	1400m	1200m	1000m	800m	600m	400m	200m
Section Times	1:52.68 [1] (0:14.16)	1:38.52 [5] (0:12.44)	1:26.08 [6] (0:13.23)	1:12.85 [7] (0:12.44)	1:00.41 [7] (0:12.67)	0:47.74 [7] (0:12.38)	0:35.36 [7] (0:11.82)	0:23.54 [7] (0:11.52)	0:12.02 [2] (0:12.02)
Average Speed [km/h]	50.9	59.2	55.2	58.4	57.6	59.3	62.0	63.4	59.8
Top Speed [km/h]	61.6	61.6	57.1	59.8	59.3	60.9	63.1	65.0	63.1
Avg. Dist. to Rail [m]	7.1	3.8	2.5	4.6	5.1	5.1	2.6	7.6	9.4
Avg. Stride Freq. [Hz]	2.1	2.3	2.2	2.2	2.2	2.2	2.3	2.4	2.4
Avg. Stride Length [m]	6.6	7.2	6.9	7.3	7.2	7.4	7.4	7.4	7.1



- [ ] Ranking at each section and finish
- .-.- No data available at this section
- NA No data available



Horse/Jockey Name	Shadow Project
Final Rank	2
Fastest Section Time (Section)	0:11.71 (400m)
Top Speed [km/h] (Section)	63.8 (1600m)
Race State	Finished



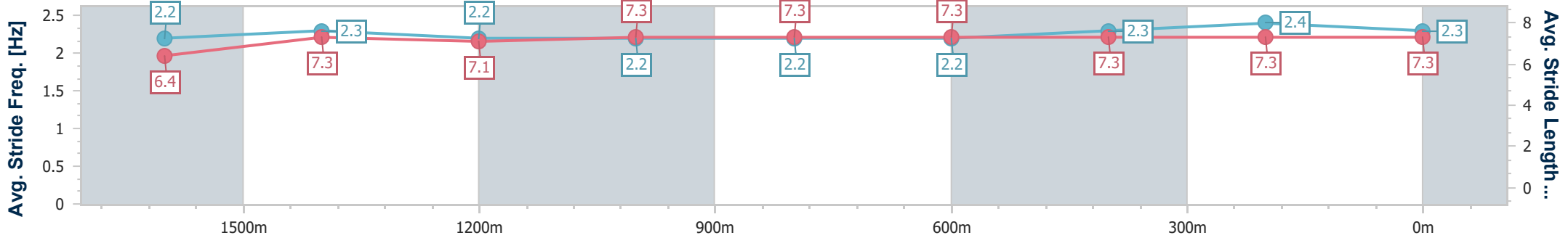
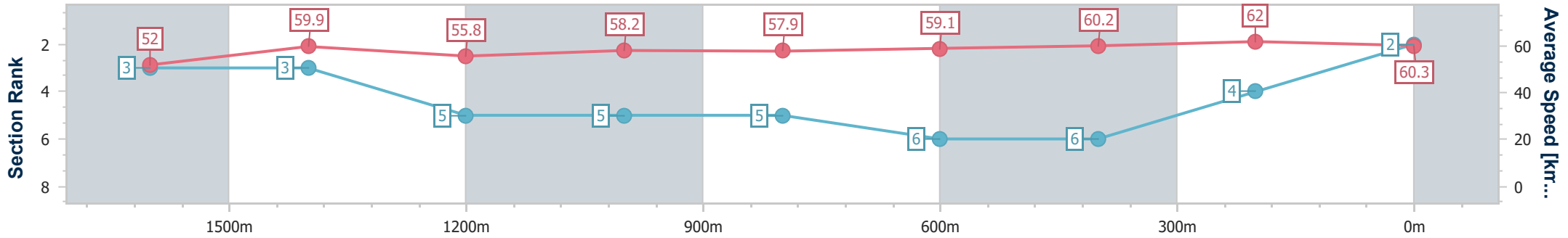
Mackay QLD Professional  
Race 4: Racing Again Mon 27th May BENCHMARK 60 Handicap - 1800m



11 May 2024 - 13:47

Track Rating: Soft 5, Weather: Overcast, Rail Position: +2m Entire

Section	Overall	1600m	1400m	1200m	1000m	800m	600m	400m	200m
Section Times	1:52.71 [2] (0:13.86)	1:38.85 [3] (0:12.38)	1:26.47 [3] (0:13.14)	1:13.33 [5] (0:12.47)	1:00.86 [5] (0:12.53)	0:48.33 [5] (0:12.34)	0:35.99 [6] (0:12.30)	0:23.69 [6] (0:11.71)	0:11.98 [4] (0:11.98)
Average Speed [km/h]	52.0	59.9	55.8	58.2	57.9	59.1	60.2	62.0	60.3
Top Speed [km/h]	63.3	63.8	56.3	59.2	59.1	60.2	61.5	63.4	62.7
Avg. Dist. to Rail [m]	8.6	5.4	2.7	3.2	3.0	3.5	3.8	6.0	7.4
Avg. Stride Freq. [Hz]	2.2	2.3	2.2	2.2	2.2	2.2	2.3	2.4	2.3
Avg. Stride Length [m]	6.4	7.3	7.1	7.3	7.3	7.3	7.3	7.3	7.3



- [ ] Ranking at each section and finish
- .-.- No data available at this section
- NA No data available



Horse/Jockey Name	Mishani Patriot
Final Rank	3
Fastest Section Time (Section)	0:12.04 (800m)
Top Speed [km/h] (Section)	62.2 (1600m)
Race State	Finished



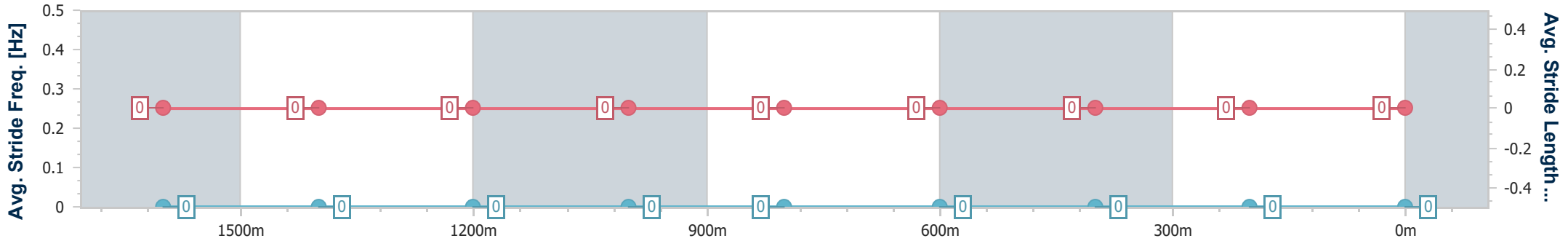
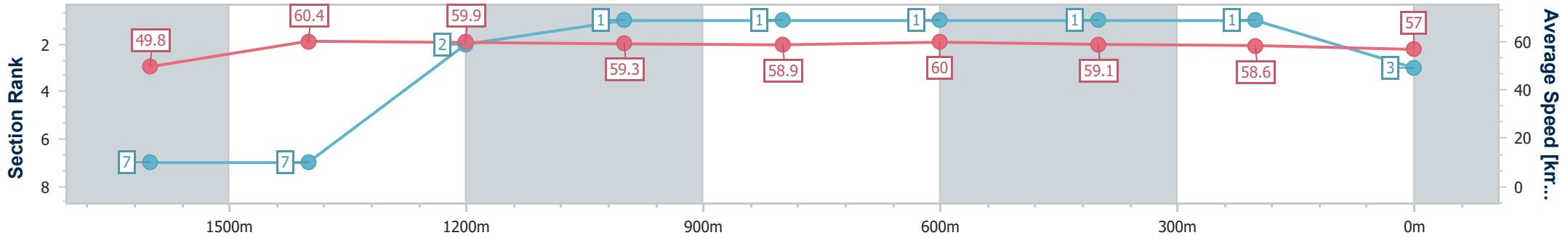
Mackay QLD Professional  
Race 4: Racing Again Mon 27th May BENCHMARK 60 Handicap - 1800m



11 May 2024 - 13:47

Track Rating: Soft 5, Weather: Overcast, Rail Position: +2m Entire

Section	Overall	1600m	1400m	1200m	1000m	800m	600m	400m	200m
Section Times	1:52.96 [3] (0:14.49)	1:38.47 [7] (0:12.20)	1:26.27 [7] (0:12.41)	1:13.86 [2] (0:12.24)	1:01.62 [1] (0:12.27)	0:49.35 [1] (0:12.04)	0:37.31 [1] (0:12.33)	0:24.98 [1] (0:12.36)	0:12.62 [1] (0:12.62)
Average Speed [km/h]	49.8	60.4	59.9	59.3	58.9	60.0	59.1	58.6	57.0
Top Speed [km/h]	61.5	62.2	62.1	62.0	60.2	61.1	59.8	59.6	58.4
Avg. Dist. to Rail [m]	8.4	4.1	5.1	1.9	1.1	1.5	1.6	3.9	4.6
Avg. Stride Freq. [Hz]	---	---	---	---	---	---	---	---	---
Avg. Stride Length [m]	---	---	---	---	---	---	---	---	---



- [ ] Ranking at each section and finish
- No data available at this section
- NA No data available



Horse/Jockey Name	Enterprise Phoenix
Final Rank	4
Fastest Section Time (Section)	0:12.09 (400m)
Top Speed [km/h] (Section)	63.6 (1600m)
Race State	Finished



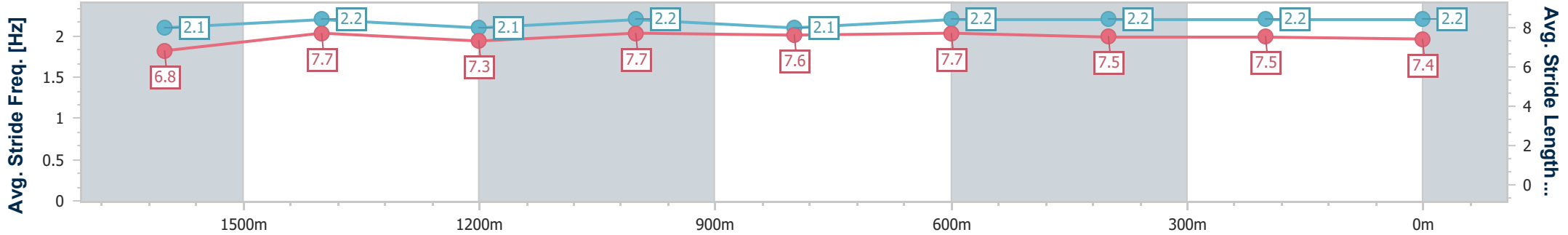
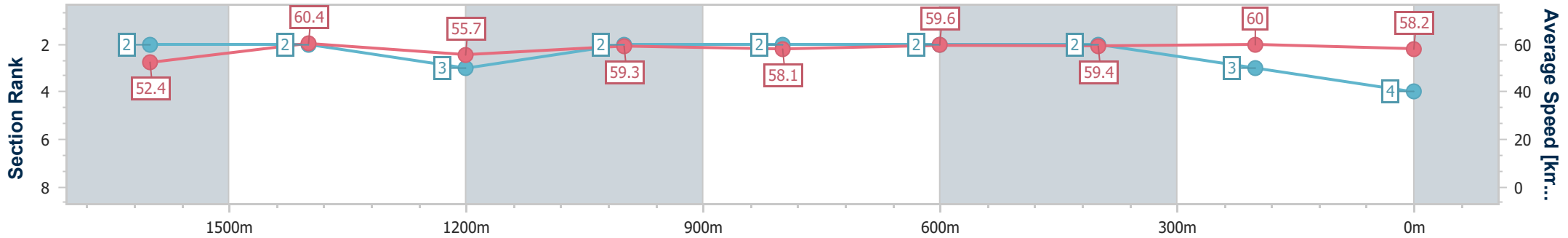
Mackay QLD Professional  
Race 4: Racing Again Mon 27th May BENCHMARK 60 Handicap - 1800m



11 May 2024 - 13:47

Track Rating: Soft 5, Weather: Overcast, Rail Position: +2m Entire

Section	Overall	1600m	1400m	1200m	1000m	800m	600m	400m	200m
Section Times	1:53.00 [4] (0:13.75)	1:39.25 [2] (0:12.26)	1:26.99 [2] (0:13.11)	1:13.88 [3] (0:12.27)	1:01.61 [2] (0:12.54)	0:49.07 [2] (0:12.28)	0:36.79 [2] (0:12.36)	0:24.43 [2] (0:12.09)	0:12.34 [3] (0:12.34)
Average Speed [km/h]	52.4	60.4	55.7	59.3	58.1	59.6	59.4	60.0	58.2
Top Speed [km/h]	63.5	63.6	57.4	60.5	58.9	60.2	60.6	61.1	60.1
Avg. Dist. to Rail [m]	5.1	3.7	3.2	4.3	4.6	4.3	2.6	4.1	5.3
Avg. Stride Freq. [Hz]	2.1	2.2	2.1	2.2	2.1	2.2	2.2	2.2	2.2
Avg. Stride Length [m]	6.8	7.7	7.3	7.7	7.6	7.7	7.5	7.5	7.4



- [ ] Ranking at each section and finish
- .-.- No data available at this section
- NA No data available



Horse/Jockey Name	Marshy
Final Rank	5
Fastest Section Time (Section)	0:11.94 (400m)
Top Speed [km/h] (Section)	62.2 (1600m)
Race State	Finished



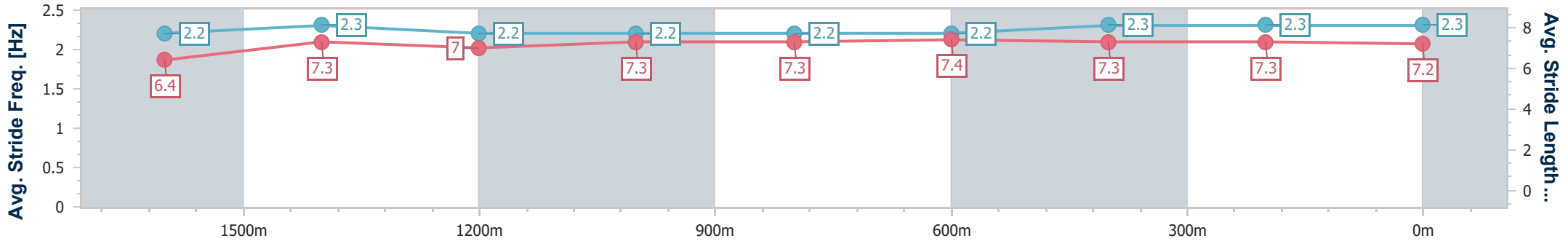
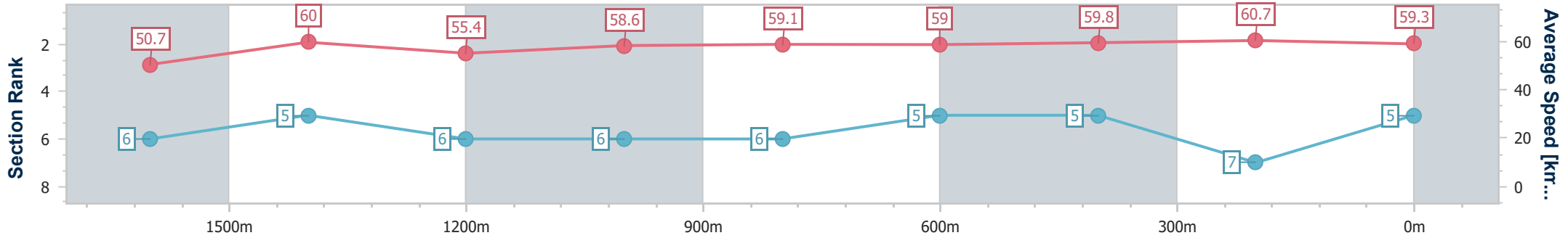
Mackay QLD Professional  
Race 4: Racing Again Mon 27th May BENCHMARK 60 Handicap - 1800m



11 May 2024 - 13:47

Track Rating: Soft 5, Weather: Overcast, Rail Position: +2m Entire

Section	Overall	1600m	1400m	1200m	1000m	800m	600m	400m	200m
Section Times	1:53.09 [5] (0:14.24)	1:38.85 [6] (0:12.26)	1:26.59 [5] (0:13.24)	1:13.35 [6] (0:12.39)	1:00.96 [6] (0:12.27)	0:48.69 [6] (0:12.29)	0:36.40 [5] (0:12.31)	0:24.09 [5] (0:11.94)	0:12.15 [7] (0:12.15)
Average Speed [km/h]	50.7	60.0	55.4	58.6	59.1	59.0	59.8	60.7	59.3
Top Speed [km/h]	61.7	62.2	56.8	60.4	60.3	60.0	60.3	61.9	61.8
Avg. Dist. to Rail [m]	8.0	3.4	3.1	3.1	2.8	2.8	2.9	4.6	3.6
Avg. Stride Freq. [Hz]	2.2	2.3	2.2	2.2	2.2	2.2	2.3	2.3	2.3
Avg. Stride Length [m]	6.4	7.3	7.0	7.3	7.3	7.4	7.3	7.3	7.2



- [ ] Ranking at each section and finish
- .-.- No data available at this section
- NA No data available



Horse/Jockey Name	Oscar Bravo
Final Rank	6
Fastest Section Time (Section)	0:12.00 (400m)
Top Speed [km/h] (Section)	62.7 (1600m)
Race State	Finished



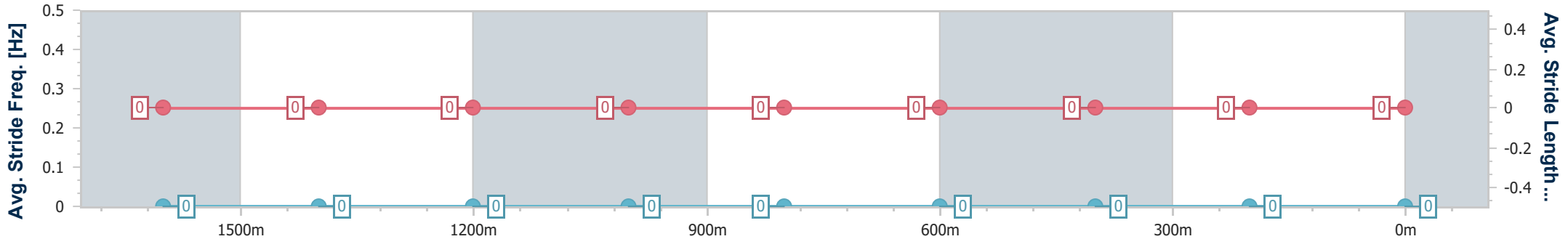
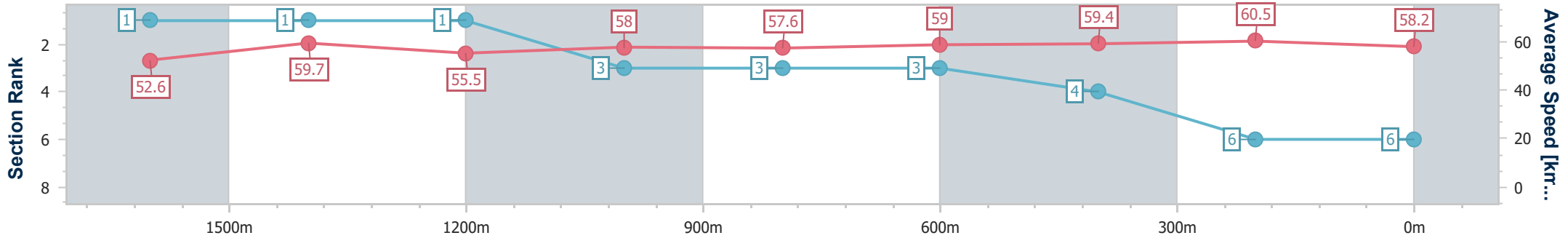
Mackay QLD Professional  
Race 4: Racing Again Mon 27th May BENCHMARK 60 Handicap - 1800m



11 May 2024 - 13:47

Track Rating: Soft 5, Weather: Overcast, Rail Position: +2m Entire

Section	Overall	1600m	1400m	1200m	1000m	800m	600m	400m	200m
Section Times	1:53.24 [6] (0:13.72)	1:39.52 [1] (0:12.24)	1:27.28 [1] (0:13.05)	1:14.23 [1] (0:12.50)	1:01.73 [3] (0:12.56)	0:49.17 [3] (0:12.37)	0:36.80 [3] (0:12.43)	0:24.37 [4] (0:12.00)	0:12.37 [6] (0:12.37)
Average Speed [km/h]	52.6	59.7	55.5	58.0	57.6	59.0	59.4	60.5	58.2
Top Speed [km/h]	62.7	62.7	57.1	59.3	59.5	59.8	60.8	61.9	61.3
Avg. Dist. to Rail [m]	4.4	2.6	1.1	2.3	3.1	3.7	3.2	5.2	7.4
Avg. Stride Freq. [Hz]	---	---	---	---	---	---	---	---	---
Avg. Stride Length [m]	---	---	---	---	---	---	---	---	---



- [ ] Ranking at each section and finish
- No data available at this section
- NA No data available





Horse/Jockey Name	Roznamla
Final Rank	7
Fastest Section Time (Section)	0:12.09 (400m)
Top Speed [km/h] (Section)	62.4 (1600m)
Race State	Finished



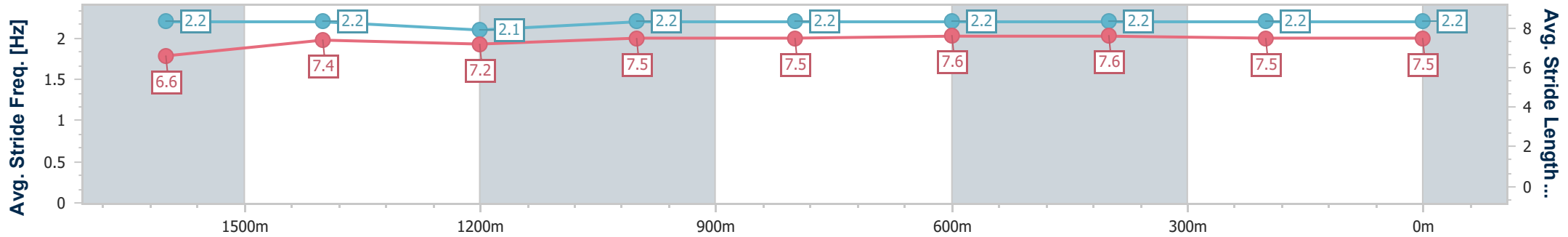
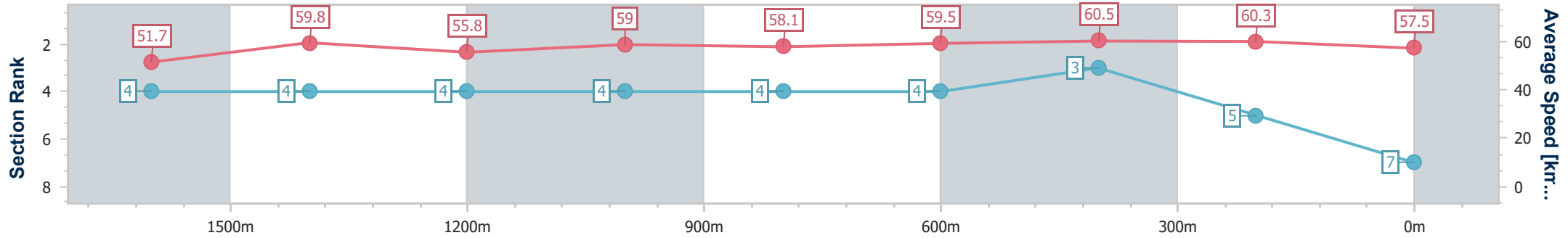
Mackay QLD Professional  
Race 4: Racing Again Mon 27th May BENCHMARK 60 Handicap - 1800m



11 May 2024 - 13:47

Track Rating: Soft 5, Weather: Overcast, Rail Position: +2m Entire

Section	Overall	1600m	1400m	1200m	1000m	800m	600m	400m	200m
Section Times	1:53.31 [7] (0:13.90)	1:39.41 [4] (0:12.34)	1:27.07 [4] (0:13.13)	1:13.94 [4] (0:12.31)	1:01.63 [4] (0:12.52)	0:49.11 [4] (0:12.26)	0:36.85 [4] (0:12.24)	0:24.61 [3] (0:12.09)	0:12.52 [5] (0:12.52)
Average Speed [km/h]	51.7	59.8	55.8	59.0	58.1	59.5	60.5	60.3	57.5
Top Speed [km/h]	62.4	62.4	57.1	60.3	59.3	60.7	60.9	60.8	60.0
Avg. Dist. to Rail [m]	5.2	3.8	3.3	4.0	4.1	4.1	3.6	5.7	7.4
Avg. Stride Freq. [Hz]	2.2	2.2	2.1	2.2	2.2	2.2	2.2	2.2	2.2
Avg. Stride Length [m]	6.6	7.4	7.2	7.5	7.5	7.6	7.6	7.5	7.5



- [ ] Ranking at each section and finish
- .-.- No data available at this section
- NA No data available