

Track Rating: Soft 5, Weather: Fine, Rail Position: +2m Entire

Section		Field Times												
Overall	1400m	1200m	1000m	800m	600m	400m	Last 600m							
1:41.82 (0:17.78)	1:24.04 (0:11.20)	1:12.84 (0:12.06)	1:00.78 (0:12.39)	0:48.39 (0:12.20)	0:36.19 (0:11.88)	0:24.31 (0:12.04)	0:36.19							
Rank	TAB	Horse/Jockey	Barrier	Top Speed [km/h]	Fastest Section								Distance Travelled [m]	
1	2	<b>THIS'LLBETHEONE</b> Cody Collis	1	66.5	0:11.29	1:41.82 [1] (0:17.91)	1:23.91 [2] (0:11.29)	1:12.62 [3] (0:12.13)	1:00.49 [3] (0:12.38)	0:48.11 [4] (0:12.24)	0:35.87 [4] (0:11.85)	0:24.02 [4] (0:11.91)	0:35.87	
2	6	<b>PERSEVERE</b> Emily Lang	4	66.3	0:11.37	1:41.94 [2] (0:18.00)	1:23.94 [3] (0:11.37)	1:12.57 [4] (0:12.02)	1:00.55 [4] (0:12.32)	0:48.23 [3] (0:12.15)	0:36.08 [3] (0:11.79)	0:24.29 [3] (0:11.97)	0:36.08	+3
3	8	<b>APERITIVO</b> Dale Smith	2	66.1	0:11.38	1:41.96 [3] (0:18.08)	1:23.88 [5] (0:11.38)	1:12.50 [5] (0:12.11)	1:00.39 [5] (0:12.44)	0:47.95 [5] (0:12.16)	0:35.79 [5] (0:11.84)	0:23.95 [6] (0:11.88)	0:35.79	+1
4	5	<b>MORE TROUBLE</b> Jag Guthmann-Chester	6	67.1	0:11.38	1:41.98 [4] (0:18.47)	1:23.51 [8] (0:11.38)	1:12.13 [8] (0:11.99)	1:00.14 [7] (0:12.38)	0:47.76 [7] (0:12.10)	0:35.66 [8] (0:11.78)	0:23.88 [7] (0:11.86)	0:35.66	+3
5	4	<b>EXTRAORDINAIRE</b> Justin Huxtable	9	68.6	0:11.20	1:42.47 [5] (0:17.78)	1:24.69 [1] (0:11.20)	1:13.49 [1] (0:12.06)	1:01.43 [1] (0:12.39)	0:49.04 [1] (0:12.23)	0:36.81 [2] (0:11.85)	0:24.96 [1] (0:12.04)	0:36.81	+0
6	9	<b>SHOPPING WISE</b> Rikki Jamieson	8	65.2	0:11.49	1:42.51 [6] (0:18.49)	1:24.02 [9] (0:11.49)	1:12.53 [9] (0:12.27)	1:00.26 [9] (0:12.29)	0:47.97 [9] (0:12.08)	0:35.89 [9] (0:11.83)	0:24.06 [9] (0:11.76)	0:35.89	+4
7	7	<b>SHY GUY</b> Boris Thornton	5	65.9	0:11.51	1:42.64 [7] (0:18.03)	1:24.61 [4] (0:11.51)	1:13.10 [6] (0:12.10)	1:01.00 [6] (0:12.42)	0:48.58 [6] (0:12.13)	0:36.45 [6] (0:11.72)	0:24.73 [5] (0:12.08)	0:36.45	+7
8	3	<b>TIP OF THE SPEAR</b> Jai Williams	10	68.7	0:11.01	1:42.85 [8] (0:18.09)	1:24.76 [6] (0:11.01)	1:13.75 [2] (0:12.01)	1:01.74 [2] (0:12.34)	0:49.40 [2] (0:12.18)	0:37.22 [1] (0:11.91)	0:25.31 [2] (0:12.25)	0:37.22	+3
9	10	<b>SHOWSUMGRIT</b> Anthony Allen	3	64.3	0:11.55	1:43.05 [9] (0:18.26)	1:24.79 [7] (0:11.55)	1:13.24 [7] (0:12.09)	1:01.15 [8] (0:12.39)	0:48.76 [8] (0:12.02)	0:36.74 [7] (0:11.96)	0:24.78 [8] (0:12.23)	0:36.74	+5

Scratched: Tavis Town (#1)

Track Rating: Soft 5, Weather: Fine, Rail Position: +2m Entire

Section				200m				Last 600m	
Field Times				0:12.27 (0:12.27)				0:36.19	
Rank	TAB	Horse/Jockey	Barrier	Top Speed [km/h]	Fastest Section	Margin			Distance Travelled [m]
1	2	<b>THIS'LLBETHEONE</b> Cody Collis	1	66.5 Overall	0:11.29 1400m	0:12.11 [3] (0:12.11)	1:41.82		0:35.87
2	6	<b>PERSEVERE</b> Emily Lang	4	66.3 Overall	0:11.37 1400m	0:12.32 [2] (0:12.32)	0.12L		0:36.08 +3
3	8	<b>APERITIVO</b> Dale Smith	2	66.1 1400m	0:11.38 1400m	0:12.07 [5] (0:12.07)	0.02L		0:35.79 +1
4	5	<b>MORE TROUBLE</b> Jag Guthmann-Chester	6	67.1 Overall	0:11.38 1400m	0:12.02 [6] (0:12.02)	0.02L		0:35.66 +3
5	4	<b>EXTRAORDINAIRE</b> Justin Huxtable	9	68.6 Overall	0:11.20 1400m	0:12.92 [1] (0:12.92)	0.49L		0:36.81 +0
6	9	<b>SHOPPING WISE</b> Rikki Jamieson	8	65.2 Overall	0:11.49 1400m	0:12.30 [8] (0:12.30)	0.04L		0:35.89 +4
7	7	<b>SHY GUY</b> Boris Thornton	5	65.9 Overall	0:11.51 1400m	0:12.65 [7] (0:12.65)	0.13L		0:36.45 +7
8	3	<b>TIP OF THE SPEAR</b> Jai Williams	10	68.7 1400m	0:11.01 1400m	0:13.06 [4] (0:13.06)	0.21L		0:37.22 +3
9	10	<b>SHOWSUMGRIT</b> Anthony Allen	3	64.3 Overall	0:11.55 1400m	0:12.55 [9] (0:12.55)	0.2L		0:36.74 +5

Scratched: Tavis Town (#1)



Horse/Jockey Name	This'llbetheone
Final Rank	1
Fastest Section Time (Section)	0:11.29 (1400m)
Top Speed [km/h] (Section)	66.5 (Overall)
Race State	Finished



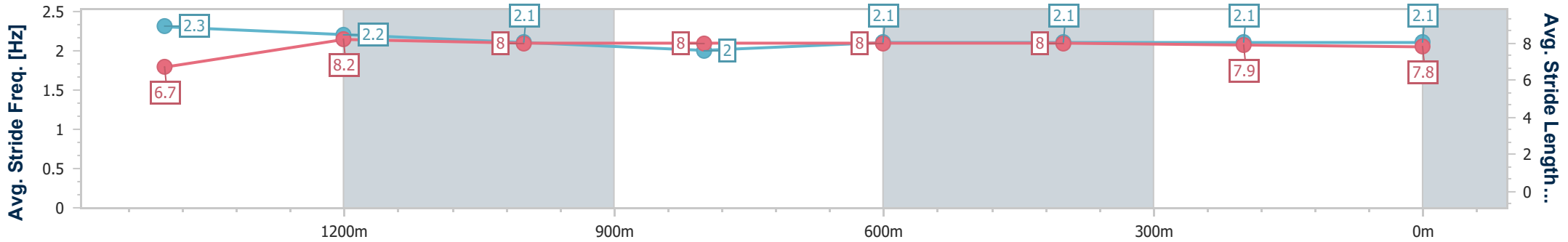
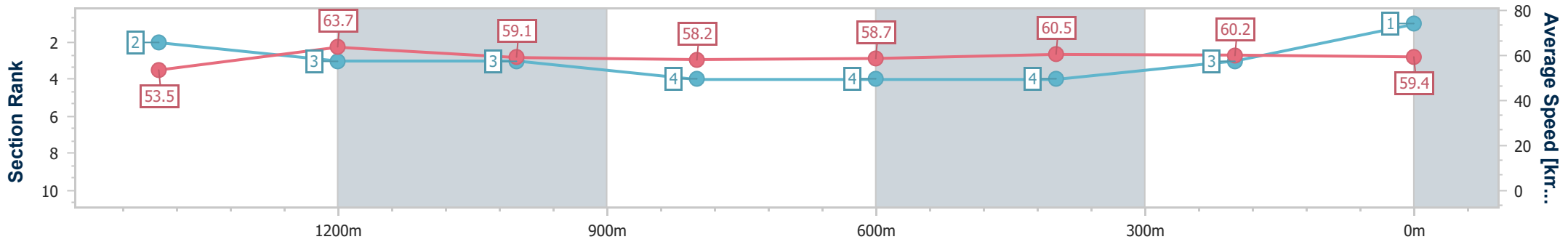
Ipswich QLD Professional  
Race 3: IMPERIAL RACING BENCHMARK 70 Handicap - 1666m



11 May 2024 - 13:23

Track Rating: Soft 5, Weather: Fine, Rail Position: +2m Entire

Section	Overall	1400m	1200m	1000m	800m	600m	400m	200m					
Section Times	1:41.82 [1] (0:17.91)	1:23.91 [2] (0:11.29)	1:12.62 [3] (0:12.13)	1:00.49 [3] (0:12.38)	0:48.11 [4] (0:12.24)	0:35.87 [4] (0:11.85)	0:24.02 [4] (0:11.91)	0:12.11 [3] (0:12.11)					
Average Speed [km/h]	53.5	63.7	59.1	58.2	58.7	60.5	60.2	59.4					
Top Speed [km/h]	66.5	66.4	60.3	59.1	59.7	61.1	60.7	60.7					
Avg. Dist. to Rail [m]	1.2	0.2	0.3	0.4	0.7	0.7	1.0	0.9					
Avg. Stride Freq. [Hz]	2.3	2.2	2.1	2.0	2.1	2.1	2.1	2.1					
Avg. Stride Length [m]	6.7	8.2	8.0	8.0	8.0	8.0	7.9	7.8					



- [ ] Ranking at each section and finish
- .-.- No data available at this section
- NA No data available



Horse/Jockey Name	Persevere
Final Rank	2
Fastest Section Time (Section)	0:11.37 (1400m)
Top Speed [km/h] (Section)	66.3 (Overall)
Race State	Finished



### Ipswich QLD Professional

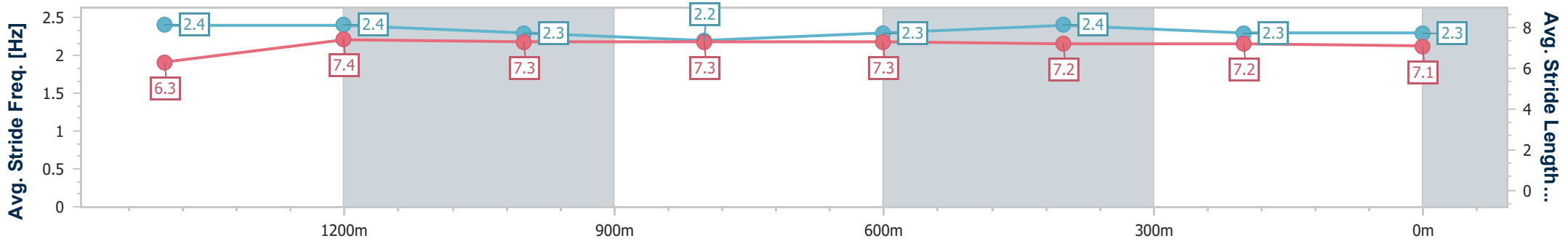
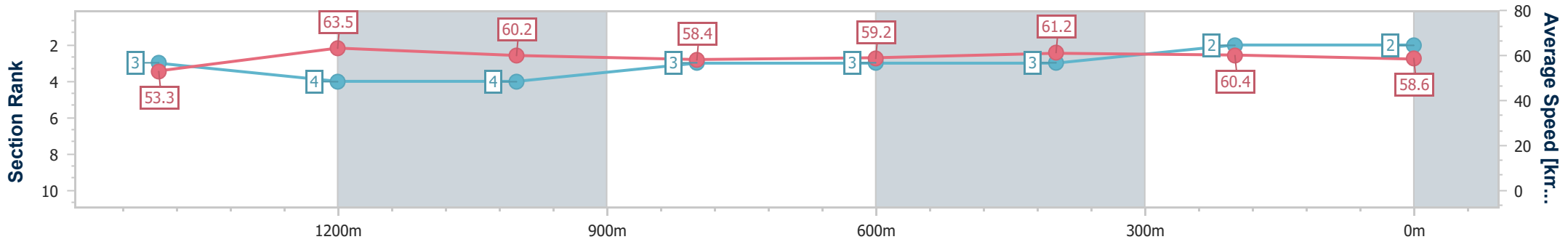
Race 3: IMPERIAL RACING BENCHMARK 70 Handicap - 1666m



11 May 2024 - 13:23

Track Rating: Soft 5, Weather: Fine, Rail Position: +2m Entire

Section	Overall	1400m	1200m	1000m	800m	600m	400m	200m
Section Times	1:41.94 [2] (0:18.00)	1:23.94 [3] (0:11.37)	1:12.57 [4] (0:12.02)	1:00.55 [4] (0:12.32)	0:48.23 [3] (0:12.15)	0:36.08 [3] (0:11.79)	0:24.29 [3] (0:11.97)	0:12.32 [2] (0:12.32)
Average Speed [km/h]	53.3	63.5	60.2	58.4	59.2	61.2	60.4	58.6
Top Speed [km/h]	66.3	65.9	60.8	59.3	59.9	61.8	61.3	60.3
Avg. Dist. to Rail [m]	4.2	0.9	0.5	0.2	0.1	0.6	2.2	4.2
Avg. Stride Freq. [Hz]	2.4	2.4	2.3	2.2	2.3	2.4	2.3	2.3
Avg. Stride Length [m]	6.3	7.4	7.3	7.3	7.3	7.2	7.2	7.1



- [ ] Ranking at each section and finish
- .-.- No data available at this section
- NA No data available



Horse/Jockey Name	Aperitivo
Final Rank	3
Fastest Section Time (Section)	0:11.38 (1400m)
Top Speed [km/h] (Section)	66.1 (1400m)
Race State	Finished



### Ipswich QLD Professional

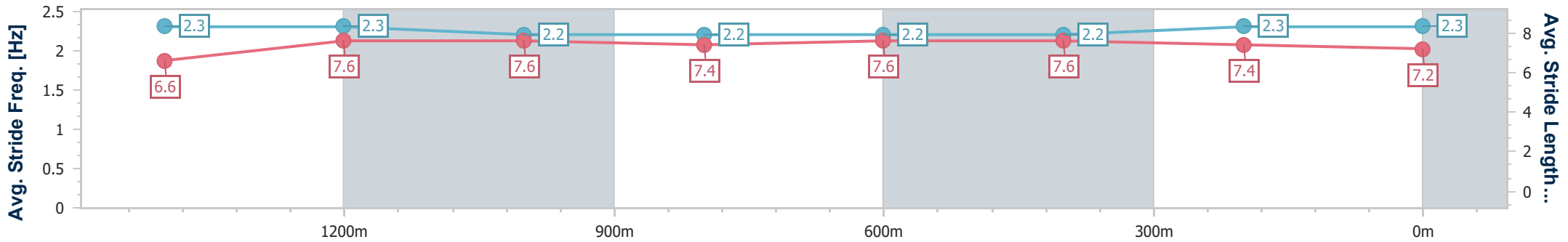
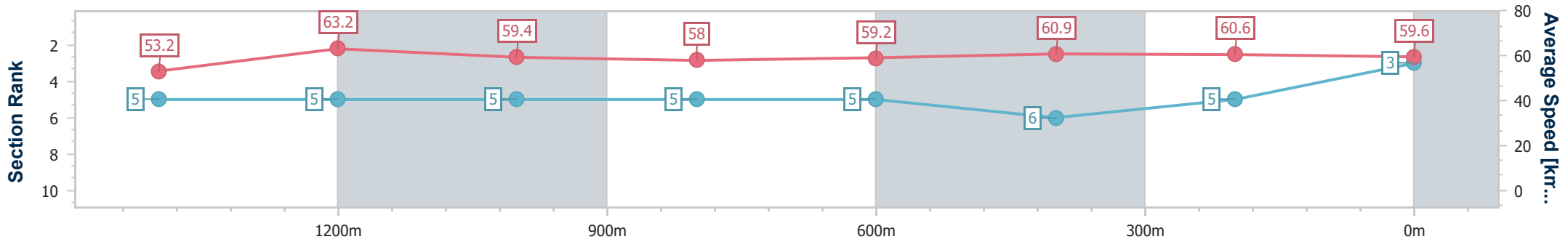
Race 3: IMPERIAL RACING BENCHMARK 70 Handicap - 1666m



11 May 2024 - 13:23

Track Rating: Soft 5, Weather: Fine, Rail Position: +2m Entire

Section	Overall	1400m	1200m	1000m	800m	600m	400m	200m
Section Times	1:41.96 [3] (0:18.08)	1:23.88 [5] (0:11.38)	1:12.50 [5] (0:12.11)	1:00.39 [5] (0:12.44)	0:47.95 [5] (0:12.16)	0:35.79 [5] (0:11.84)	0:23.95 [6] (0:11.88)	0:12.07 [5] (0:12.07)
Average Speed [km/h]	53.2	63.2	59.4	58.0	59.2	60.9	60.6	59.6
Top Speed [km/h]	65.8	66.1	60.4	58.7	59.8	61.2	61.2	61.0
Avg. Dist. to Rail [m]	2.2	0.3	0.2	0.3	0.2	0.4	1.4	5.6
Avg. Stride Freq. [Hz]	2.3	2.3	2.2	2.2	2.2	2.2	2.3	2.3
Avg. Stride Length [m]	6.6	7.6	7.6	7.4	7.6	7.6	7.4	7.2



- [ ] Ranking at each section and finish
- .-.- No data available at this section
- NA No data available



Horse/Jockey Name	More Trouble
Final Rank	4
Fastest Section Time (Section)	0:11.38 (1400m)
Top Speed [km/h] (Section)	67.1 (Overall)
Race State	Finished



### Ipswich QLD Professional

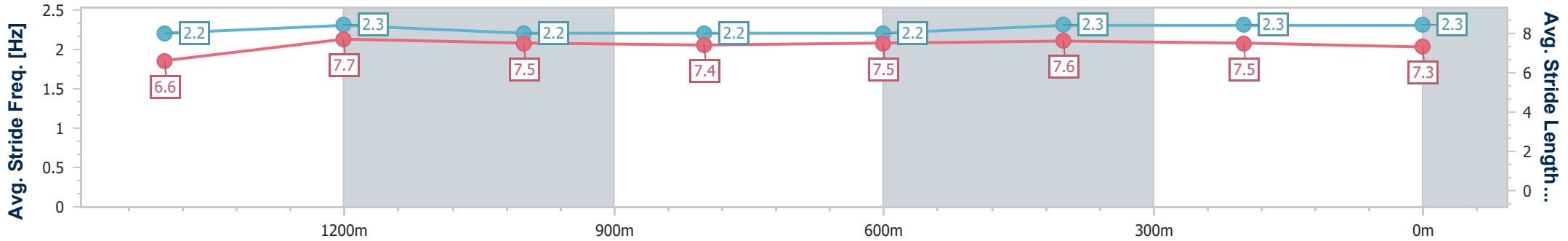
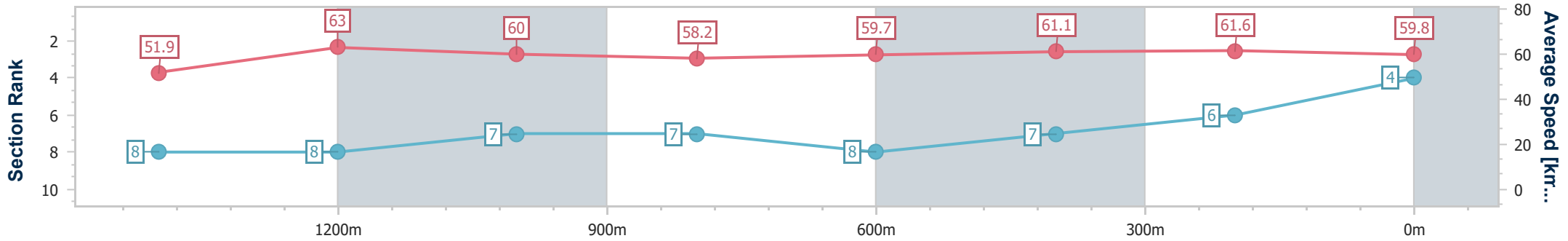
Race 3: IMPERIAL RACING BENCHMARK 70 Handicap - 1666m



11 May 2024 - 13:23

Track Rating: Soft 5, Weather: Fine, Rail Position: +2m Entire

Section	Overall	1400m	1200m	1000m	800m	600m	400m	200m
Section Times	1:41.98 [4] (0:18.47)	1:23.51 [8] (0:11.38)	1:12.13 [8] (0:11.99)	1:00.14 [7] (0:12.38)	0:47.76 [7] (0:12.10)	0:35.66 [8] (0:11.78)	0:23.88 [7] (0:11.86)	0:12.02 [6] (0:12.02)
Average Speed [km/h]	51.9	63.0	60.0	58.2	59.7	61.1	61.6	59.8
Top Speed [km/h]	67.1	65.5	61.4	58.9	60.6	63.0	63.1	61.2
Avg. Dist. to Rail [m]	3.8	0.6	0.4	0.2	0.3	0.9	3.7	6.3
Avg. Stride Freq. [Hz]	2.2	2.3	2.2	2.2	2.2	2.3	2.3	2.3
Avg. Stride Length [m]	6.6	7.7	7.5	7.4	7.5	7.6	7.5	7.3



- [ ] Ranking at each section and finish
- .-.-.- No data available at this section
- NA No data available



Horse/Jockey Name	Extraordinaire
Final Rank	5
Fastest Section Time (Section)	0:11.20 (1400m)
Top Speed [km/h] (Section)	68.6 (Overall)
Race State	Finished



### Ipswich QLD Professional

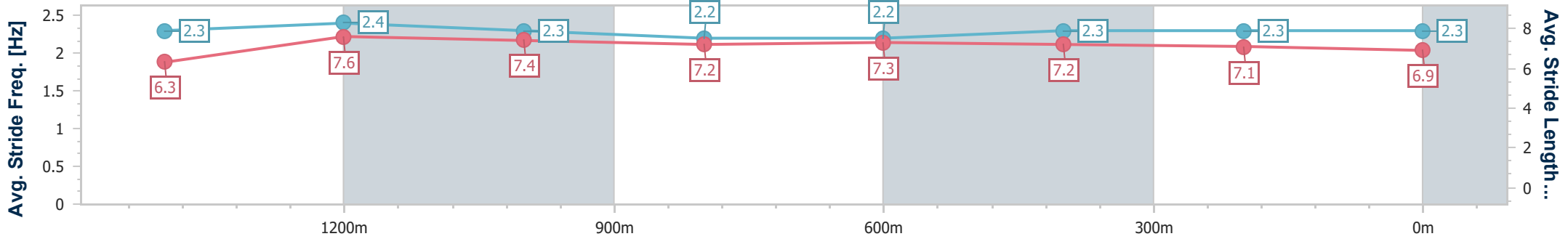
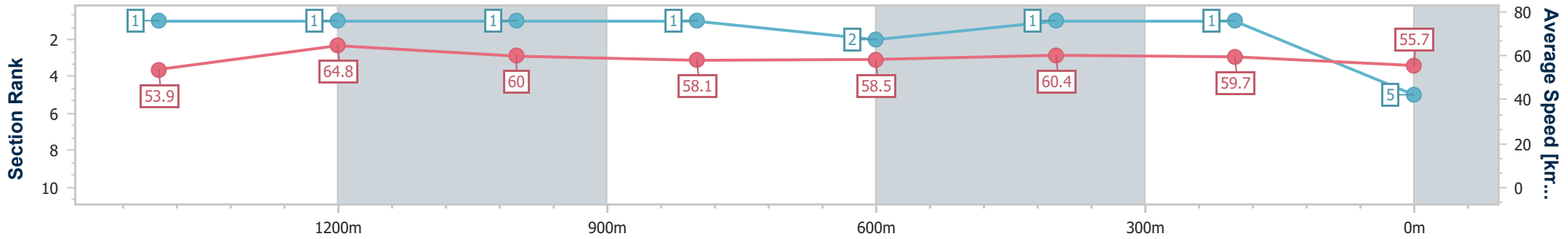
Race 3: IMPERIAL RACING BENCHMARK 70 Handicap - 1666m



11 May 2024 - 13:23

Track Rating: Soft 5, Weather: Fine, Rail Position: +2m Entire

Section	Overall	1400m	1200m	1000m	800m	600m	400m	200m
Section Times	1:42.47 [5] (0:17.78)	1:24.69 [1] (0:11.20)	1:13.49 [1] (0:12.06)	1:01.43 [1] (0:12.39)	0:49.04 [1] (0:12.23)	0:36.81 [2] (0:11.85)	0:24.96 [1] (0:12.04)	0:12.92 [1] (0:12.92)
Average Speed [km/h]	53.9	64.8	60.0	58.1	58.5	60.4	59.7	55.7
Top Speed [km/h]	68.6	68.3	61.8	58.6	59.4	61.0	61.8	57.8
Avg. Dist. to Rail [m]	6.7	1.9	0.5	0.2	0.7	1.2	0.6	1.6
Avg. Stride Freq. [Hz]	2.3	2.4	2.3	2.2	2.2	2.3	2.3	2.3
Avg. Stride Length [m]	6.3	7.6	7.4	7.2	7.3	7.2	7.1	6.9



- [ ] Ranking at each section and finish
- .-.- No data available at this section
- NA No data available



Horse/Jockey Name	Shopping Wise
Final Rank	6
Fastest Section Time (Section)	0:11.49 (1400m)
Top Speed [km/h] (Section)	65.2 (Overall)
Race State	Finished



### Ipswich QLD Professional

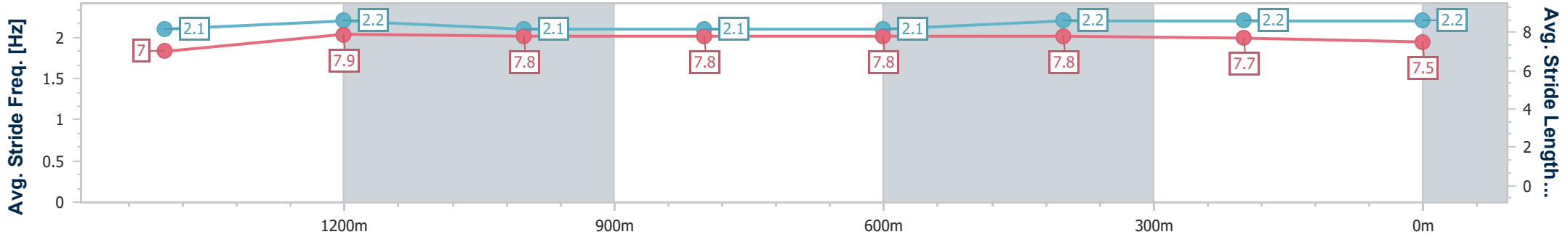
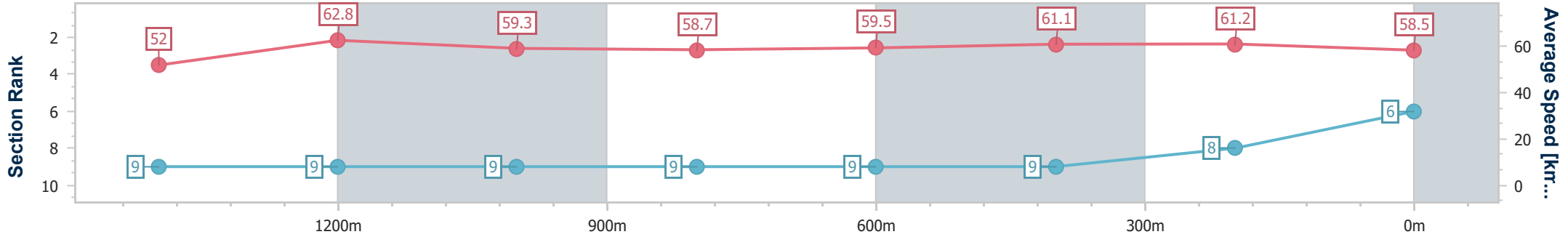
Race 3: IMPERIAL RACING BENCHMARK 70 Handicap - 1666m



11 May 2024 - 13:23

Track Rating: Soft 5, Weather: Fine, Rail Position: +2m Entire

Section	Overall	1400m	1200m	1000m	800m	600m	400m	200m
Section Times	1:42.51 [6] (0:18.49)	1:24.02 [9] (0:11.49)	1:12.53 [9] (0:12.27)	1:00.26 [9] (0:12.29)	0:47.97 [9] (0:12.08)	0:35.89 [9] (0:11.83)	0:24.06 [9] (0:11.76)	0:12.30 [8] (0:12.30)
Average Speed [km/h]	52.0	62.8	59.3	58.7	59.5	61.1	61.2	58.5
Top Speed [km/h]	65.2	64.2	61.0	59.8	60.7	61.5	61.8	60.9
Avg. Dist. to Rail [m]	5.5	1.4	1.5	0.9	0.5	0.6	0.7	0.9
Avg. Stride Freq. [Hz]	2.1	2.2	2.1	2.1	2.1	2.2	2.2	2.2
Avg. Stride Length [m]	7.0	7.9	7.8	7.8	7.8	7.8	7.7	7.5



- [ ] Ranking at each section and finish
- .-.- No data available at this section
- NA No data available





Horse/Jockey Name	Shy Guy
Final Rank	7
Fastest Section Time (Section)	0:11.51 (1400m)
Top Speed [km/h] (Section)	65.9 (Overall)
Race State	Finished



### Ipswich QLD Professional

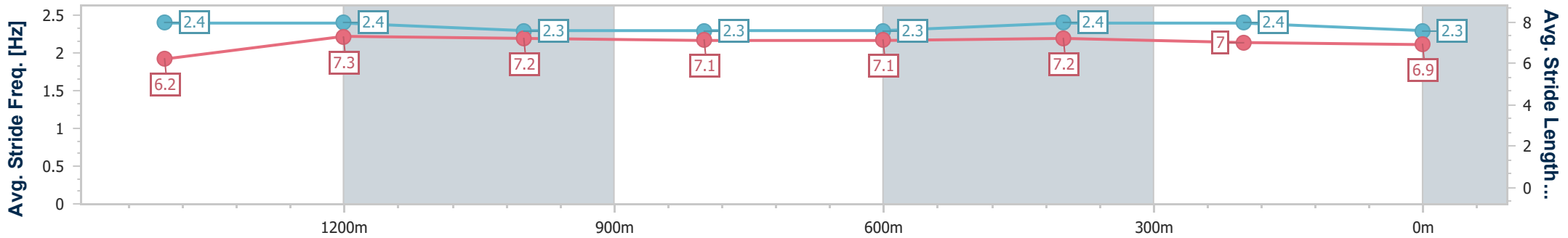
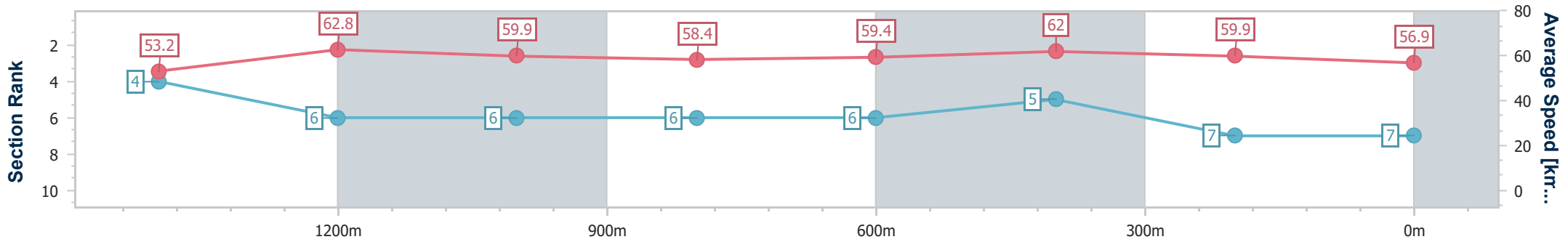
Race 3: IMPERIAL RACING BENCHMARK 70 Handicap - 1666m



11 May 2024 - 13:23

Track Rating: Soft 5, Weather: Fine, Rail Position: +2m Entire

Section	Overall	1400m	1200m	1000m	800m	600m	400m	200m
Section Times	1:42.64 [7] (0:18.03)	1:24.61 [4] (0:11.51)	1:13.10 [6] (0:12.10)	1:01.00 [6] (0:12.42)	0:48.58 [6] (0:12.13)	0:36.45 [6] (0:11.72)	0:24.73 [5] (0:12.08)	0:12.65 [7] (0:12.65)
Average Speed [km/h]	53.2	62.8	59.9	58.4	59.4	62.0	59.9	56.9
Top Speed [km/h]	65.9	65.0	60.9	59.1	60.5	63.0	61.8	59.5
Avg. Dist. to Rail [m]	4.8	1.2	1.6	1.7	1.1	1.6	2.3	4.5
Avg. Stride Freq. [Hz]	2.4	2.4	2.3	2.3	2.3	2.4	2.4	2.3
Avg. Stride Length [m]	6.2	7.3	7.2	7.1	7.1	7.2	7.0	6.9



- [ ] Ranking at each section and finish
- .-.- No data available at this section
- NA No data available



Horse/Jockey Name	Tip Of The Spear
Final Rank	8
Fastest Section Time (Section)	0:11.01 (1400m)
Top Speed [km/h] (Section)	68.7 (1400m)
Race State	Finished



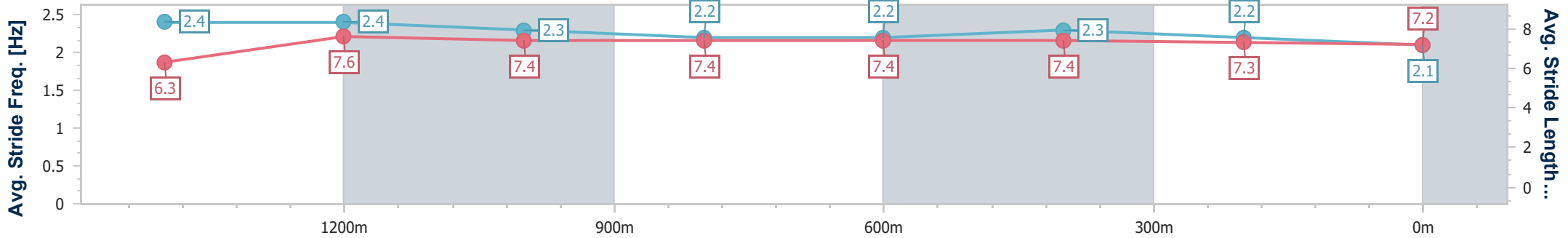
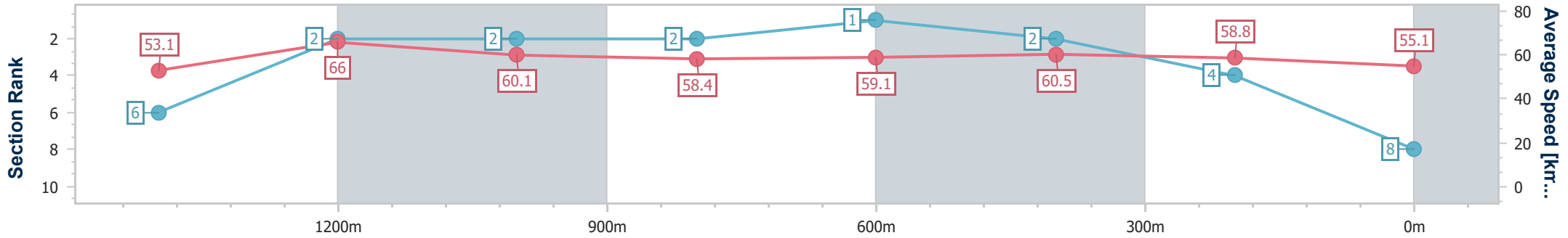
Ipswich QLD Professional  
Race 3: IMPERIAL RACING BENCHMARK 70 Handicap - 1666m



11 May 2024 - 13:23

Track Rating: Soft 5, Weather: Fine, Rail Position: +2m Entire

Section	Overall	1400m	1200m	1000m	800m	600m	400m	200m					
Section Times	1:42.85 [8] (0:18.09)	1:24.76 [6] (0:11.01)	1:13.75 [2] (0:12.01)	1:01.74 [2] (0:12.34)	0:49.40 [2] (0:12.18)	0:37.22 [1] (0:11.91)	0:25.31 [2] (0:12.25)	0:13.06 [4] (0:13.06)					
Average Speed [km/h]	53.1	66.0	60.1	58.4	59.1	60.5	58.8	55.1					
Top Speed [km/h]	66.7	68.7	62.2	58.9	60.5	60.8	60.1	57.1					
Avg. Dist. to Rail [m]	8.4	2.2	0.6	0.2	0.1	0.2	0.5	1.6					
Avg. Stride Freq. [Hz]	2.4	2.4	2.3	2.2	2.2	2.3	2.2	2.1					
Avg. Stride Length [m]	6.3	7.6	7.4	7.4	7.4	7.4	7.3	7.2					



- [ ] Ranking at each section and finish
- .-.- No data available at this section
- NA No data available



Horse/Jockey Name	Showsumgrit
Final Rank	9
Fastest Section Time (Section)	0:11.55 (1400m)
Top Speed [km/h] (Section)	64.3 (Overall)
Race State	Finished



### Ipswich QLD Professional

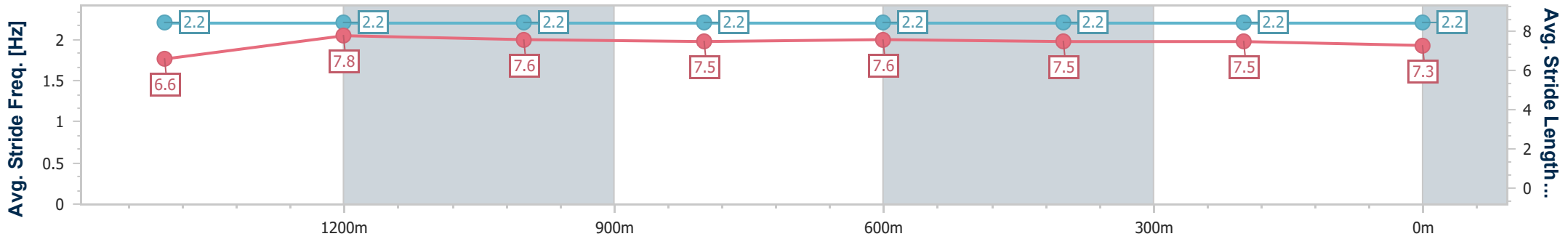
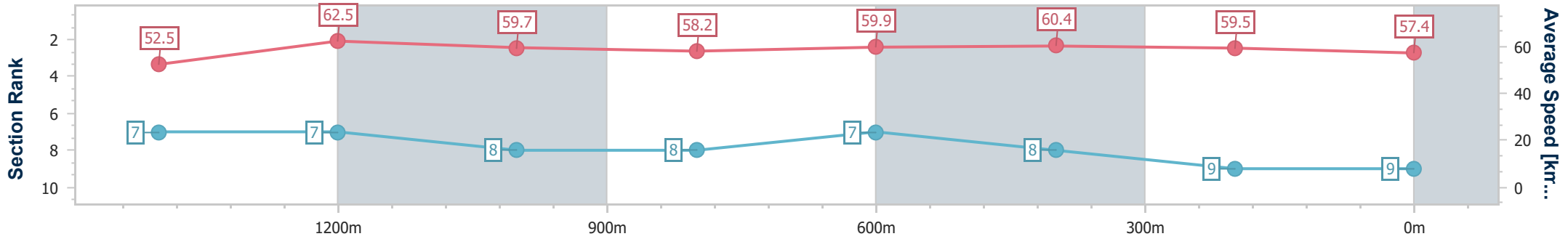
Race 3: IMPERIAL RACING BENCHMARK 70 Handicap - 1666m



11 May 2024 - 13:23

Track Rating: Soft 5, Weather: Fine, Rail Position: +2m Entire

Section	Overall	1400m	1200m	1000m	800m	600m	400m	200m
Section Times	1:43.05 [9] (0:18.26)	1:24.79 [7] (0:11.55)	1:13.24 [7] (0:12.09)	1:01.15 [8] (0:12.39)	0:48.76 [8] (0:12.02)	0:36.74 [7] (0:11.96)	0:24.78 [8] (0:12.23)	0:12.55 [9] (0:12.55)
Average Speed [km/h]	52.5	62.5	59.7	58.2	59.9	60.4	59.5	57.4
Top Speed [km/h]	64.3	64.2	60.6	59.3	61.0	61.4	60.8	58.2
Avg. Dist. to Rail [m]	2.9	0.9	0.5	0.4	0.6	1.0	2.6	3.6
Avg. Stride Freq. [Hz]	2.2	2.2	2.2	2.2	2.2	2.2	2.2	2.2
Avg. Stride Length [m]	6.6	7.8	7.6	7.5	7.6	7.5	7.5	7.3



- [ ] Ranking at each section and finish
- .-.- No data available at this section
- NA No data available