



# Ipswich QLD Professional

## Race 1: TAB IPSWICH CUP 22 JUNE Maiden Plate - 2150m

11 May 2024 - 12:14



Track Rating: Soft 5, Weather: Fine, Rail Position: +2.0M Entire

Section		Overall	2000m	1800m	1600m	1400m	1200m	1000m	Last 600m				
Field Times		2:14.14 (0:11.72)	2:02.42 (0:11.40)	1:51.02 (0:11.65)	1:39.37 (0:12.67)	1:26.70 (0:12.69)	1:14.01 (0:12.47)	1:01.54 (0:12.20)	0:37.08				
Rank	TAB Horse/Jockey	Barrier	Top Speed [km/h]	Fastest Section									Distance Travelled [m]
1	2 THE IRISH Boris Thornton	9	63.5 2000m	0:11.51 2000m	2:14.14 [1] (0:12.47)	2:01.67 [6] (0:11.51)	1:50.16 [7] (0:11.93)	1:38.23 [7] (0:12.43)	1:25.80 [6] (0:12.54)	1:13.26 [6] (0:12.48)	1:00.78 [6] (0:12.22)	0:36.52	
2	3 JUNGLE JET Cody Collis	1	64.8 2000m	0:11.23 2000m	2:14.95 [2] (0:11.99)	2:02.96 [2] (0:11.23)	1:51.73 [2] (0:11.78)	1:39.95 [3] (0:12.80)	1:27.15 [3] (0:12.63)	1:14.52 [4] (0:12.55)	1:01.97 [4] (0:12.33)	0:37.55	-8
3	5 THE HINDUSTAN Emily Lang	8	64.7 1800m	0:11.51 2000m	2:15.23 [3] (0:12.22)	2:03.01 [4] (0:11.51)	1:51.50 [4] (0:11.69)	1:39.81 [4] (0:12.82)	1:26.99 [5] (0:12.62)	1:14.37 [5] (0:12.47)	1:01.90 [5] (0:12.26)	0:37.62	-5
4	8 MAJESTIC ANGEL Rikki Jamieson	10	64.3 2000m	0:11.58 2000m	2:15.32 [4] (0:12.69)	2:02.63 [8] (0:11.58)	1:51.05 [8] (0:11.84)	1:39.21 [9] (0:12.44)	1:26.77 [9] (0:12.71)	1:14.06 [9] (0:12.60)	1:01.46 [9] (0:12.17)	0:37.41	-1
5	10 WHISKEY TOWER Jag Guthmann-Chester	7	64.7 2000m	0:11.28 2000m	2:15.54 [5] (0:12.61)	2:02.93 [7] (0:11.28)	1:51.65 [6] (0:11.76)	1:39.89 [5] (0:12.36)	1:27.53 [4] (0:12.38)	1:15.15 [3] (0:12.53)	1:02.62 [3] (0:12.37)	0:38.18	-9
6	1 ADESSO Jai Williams	4	63.9 2000m	0:11.47 2000m	2:15.86 [6] (0:12.83)	2:03.03 [9] (0:11.47)	1:51.56 [9] (0:11.69)	1:39.87 [8] (0:12.48)	1:27.39 [8] (0:12.46)	1:14.93 [7] (0:12.57)	1:02.36 [7] (0:12.22)	0:38.15	+2
7	7 HUKA Melea Castle	5	65.6 2000m	0:11.17 2000m	2:16.44 [7] (0:12.05)	2:04.39 [3] (0:11.17)	1:53.22 [3] (0:11.74)	1:41.48 [2] (0:12.63)	1:28.85 [2] (0:12.64)	1:16.21 [2] (0:12.45)	1:03.76 [2] (0:12.16)	0:39.28	-4
8	9 COOL PROPHET Dale Smith	3	64.3 2000m	0:11.38 2000m	2:16.84 [8] (0:12.43)	2:04.41 [5] (0:11.38)	1:53.03 [5] (0:11.91)	1:41.12 [6] (0:12.71)	1:28.41 [7] (0:12.67)	1:15.74 [8] (0:12.51)	1:03.23 [8] (0:12.11)	0:39.14	-2
9	4 SNAG DA BEANS Madeleine Wishart	2	64.3 1800m	0:11.40 2000m	2:16.93 [9] (0:11.72)	2:05.21 [1] (0:11.40)	1:53.81 [1] (0:11.65)	1:42.16 [1] (0:12.67)	1:29.49 [1] (0:12.69)	1:16.80 [1] (0:12.47)	1:04.33 [1] (0:12.20)	0:39.87	-11

Scratched: Fionte (#6)



# Ipswich QLD Professional

## Race 1: TAB IPSWICH CUP 22 JUNE Maiden Plate - 2150m

11 May 2024 - 12:14



Track Rating: Soft 5, Weather: Fine, Rail Position: +2.0M Entire

Section		Field Times				800m		600m		400m		200m		Last 600m	
Rank	TAB	Horse/Jockey	Barrier	Top Speed [km/h]	Fastest Section										
1	2	<b>THE IRISH</b> Boris Thornton	9	63.5 2000m	0:11.51 2000m	0:48.56 [5] (0:12.04)	0:36.52 [6] (0:11.99)	0:24.53 [1] (0:12.22)	0:12.31 [1] (0:12.31)	2:14.14	0:36.52				
2	3	<b>JUNGLE JET</b> Cody Collis	1	64.8 2000m	0:11.23 2000m	0:49.64 [4] (0:12.09)	0:37.55 [4] (0:12.61)	0:24.94 [7] (0:12.66)	0:12.28 [4] (0:12.28)	4.77L	0:37.55	-8			
3	5	<b>THE HINDUSTAN</b> Emily Lang	8	64.7 1800m	0:11.51 2000m	0:49.64 [6] (0:12.02)	0:37.62 [5] (0:12.29)	0:25.33 [5] (0:12.63)	0:12.70 [3] (0:12.70)	6.42L	0:37.62	-5			
4	8	<b>MAJESTIC ANGEL</b> Rikki Jamieson	10	64.3 2000m	0:11.58 2000m	0:49.29 [9] (0:11.88)	0:37.41 [9] (0:12.12)	0:25.29 [8] (0:12.70)	0:12.59 [5] (0:12.59)	6.94L	0:37.41	-1			
5	10	<b>WHISKEY TOWER</b> Jag Guthmann-Chester	7	64.7 2000m	0:11.28 2000m	0:50.25 [3] (0:12.07)	0:38.18 [3] (0:12.26)	0:25.92 [2] (0:12.81)	0:13.11 [2] (0:13.11)	8.24L	0:38.18	-9			
6	1	<b>ADESSO</b> Jai Williams	4	63.9 2000m	0:11.47 2000m	0:50.14 [8] (0:11.99)	0:38.15 [8] (0:12.41)	0:25.74 [9] (0:12.74)	0:13.00 [7] (0:13.00)	10.11L	0:38.15	+2			
7	7	<b>HUKA</b> Melea Castle	5	65.6 2000m	0:11.17 2000m	0:51.60 [2] (0:12.32)	0:39.28 [2] (0:12.72)	0:26.56 [4] (0:13.20)	0:13.36 [9] (0:13.36)	13.57L	0:39.28	-4			
8	9	<b>COOL PROPHET</b> Dale Smith	3	64.3 2000m	0:11.38 2000m	0:51.12 [7] (0:11.98)	0:39.14 [7] (0:12.27)	0:26.87 [6] (0:12.79)	0:14.08 [6] (0:14.08)	15.89L	0:39.14	-2			
9	4	<b>SNAG DA BEANS</b> Madeleine Wishart	2	64.3 1800m	0:11.40 2000m	0:52.13 [1] (0:12.26)	0:39.87 [1] (0:12.69)	0:27.18 [3] (0:13.16)	0:14.02 [8] (0:14.02)	16.42L	0:39.87	-11			

Scratched: Fionte (#6)



Horse/Jockey Name	The Irish
Final Rank	1
Fastest Section Time (Section)	0:11.51 (2000m)
Top Speed [km/h] (Section)	63.5 (2000m)
Race State	Finished



### Ipswich QLD Professional

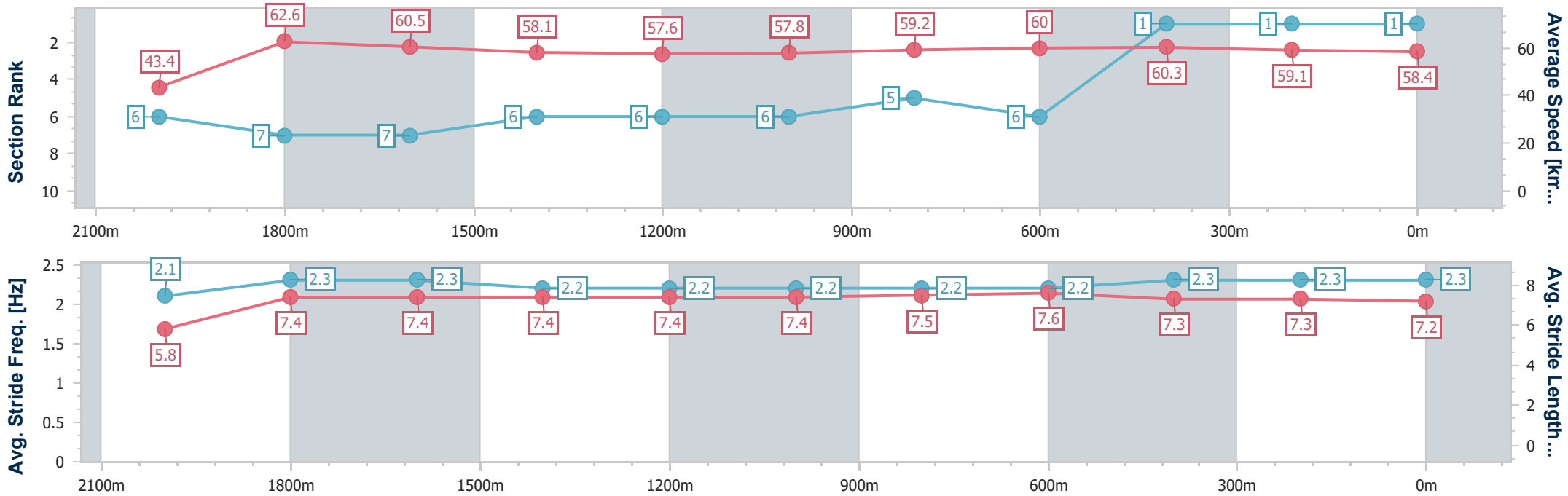
Race 1: TAB IPSWICH CUP 22 JUNE Maiden Plate - 2150m

11 May 2024 - 12:14



Track Rating: Soft 5, Weather: Fine, Rail Position: +2.0M Entire

Section	Overall	2000m	1800m	1600m	1400m	1200m	1000m	800m	600m	400m	200m
Section Times	2:14.14 [1] (0:12.47)	2:01.67 [6] (0:11.51)	1:50.16 [7] (0:11.93)	1:38.23 [7] (0:12.43)	1:25.80 [6] (0:12.54)	1:13.26 [6] (0:12.48)	1:00.78 [6] (0:12.22)	0:48.56 [5] (0:12.04)	0:36.52 [6] (0:11.99)	0:24.53 [1] (0:12.22)	0:12.31 [1] (0:12.31)
Average Speed [km/h]	43.4	62.6	60.5	58.1	57.6	57.8	59.2	60.0	60.3	59.1	58.4
Top Speed [km/h]	60.9	63.5	62.6	59.6	58.3	58.3	60.3	60.6	61.4	59.7	59.5
Avg. Dist. to Rail [m]	8.2	1.3	0.7	1.1	0.8	1.2	1.1	0.6	2.0	0.6	1.8
Avg. Stride Freq. [Hz]	2.1	2.3	2.3	2.2	2.2	2.2	2.2	2.2	2.3	2.3	2.3
Avg. Stride Length [m]	5.8	7.4	7.4	7.4	7.4	7.4	7.5	7.6	7.3	7.3	7.2



- [ ] Ranking at each section and finish
- .-.- No data available at this section
- NA No data available



Horse/Jockey Name	Jungle Jet
Final Rank	2
Fastest Section Time (Section)	0:11.23 (2000m)
Top Speed [km/h] (Section)	64.8 (2000m)
Race State	Finished



Ipswich QLD Professional

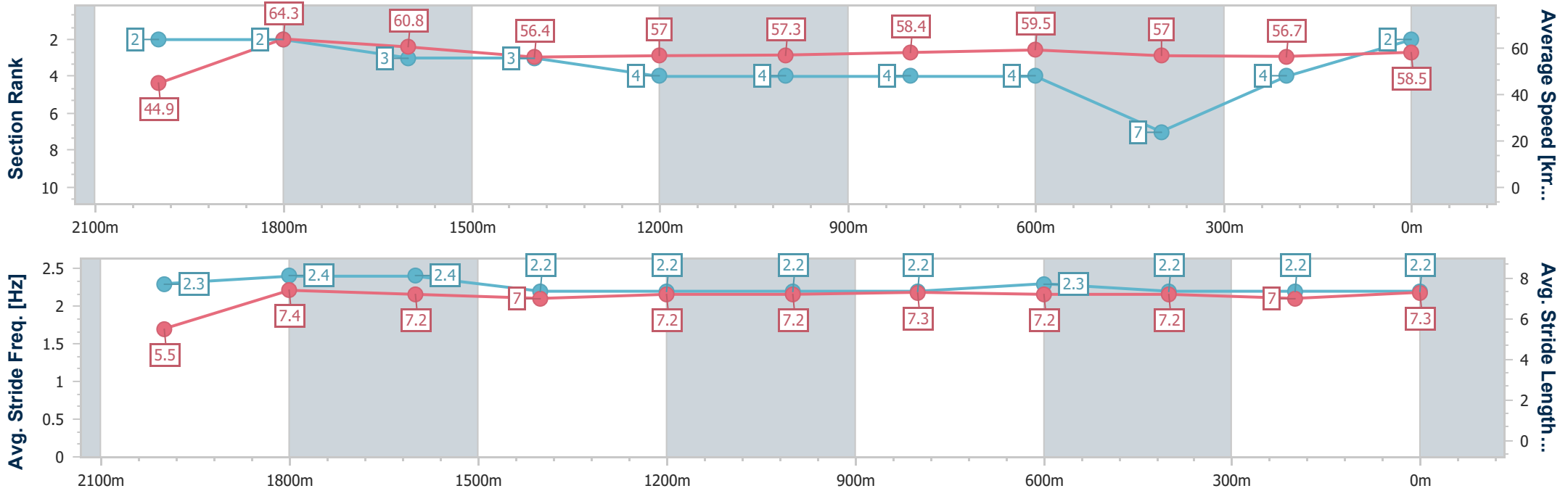
Race 1: TAB IPSWICH CUP 22 JUNE Maiden Plate - 2150m

11 May 2024 - 12:14



Track Rating: Soft 5, Weather: Fine, Rail Position: +2.0M Entire

Section	Overall	2000m	1800m	1600m	1400m	1200m	1000m	800m	600m	400m	200m
Section Times	2:14.95 [2] (0:11.99)	2:02.96 [2] (0:11.23)	1:51.73 [2] (0:11.78)	1:39.95 [3] (0:12.80)	1:27.15 [3] (0:12.63)	1:14.52 [4] (0:12.55)	1:01.97 [4] (0:12.33)	0:49.64 [4] (0:12.09)	0:37.55 [4] (0:12.61)	0:24.94 [7] (0:12.66)	0:12.28 [4] (0:12.28)
Average Speed [km/h]	44.9	64.3	60.8	56.4	57.0	57.3	58.4	59.5	57.0	56.7	58.5
Top Speed [km/h]	63.1	64.8	63.6	57.9	57.8	58.2	59.2	60.0	58.4	58.5	59.1
Avg. Dist. to Rail [m]	0.6	0.1	0.3	0.3	0.1	0.2	0.2	0.4	0.7	0.7	0.9
Avg. Stride Freq. [Hz]	2.3	2.4	2.4	2.2	2.2	2.2	2.2	2.3	2.2	2.2	2.2
Avg. Stride Length [m]	5.5	7.4	7.2	7.0	7.2	7.2	7.3	7.2	7.2	7.0	7.3



- [ ] Ranking at each section and finish
- .-.- No data available at this section
- NA No data available



Horse/Jockey Name	The Hindustan
Final Rank	3
Fastest Section Time (Section)	0:11.51 (2000m)
Top Speed [km/h] (Section)	64.7 (1800m)
Race State	Finished



### Ipswich QLD Professional

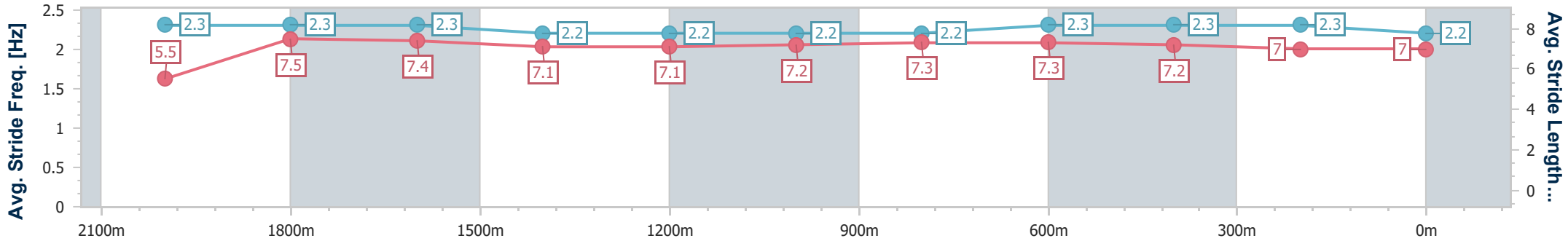
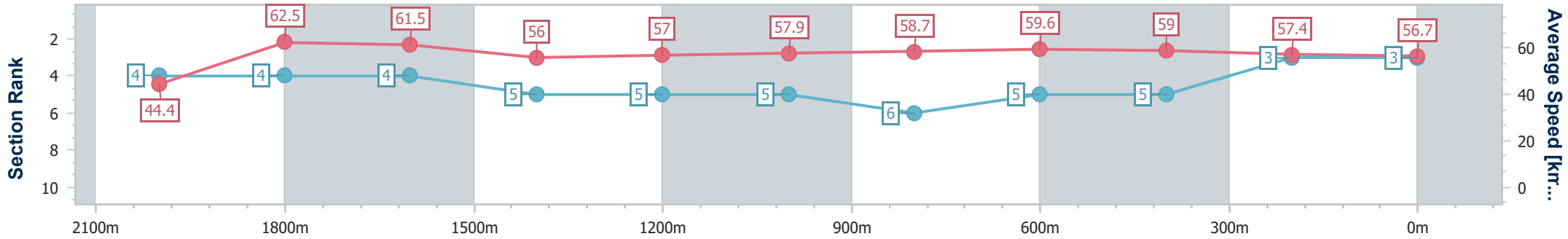
Race 1: TAB IPSWICH CUP 22 JUNE Maiden Plate - 2150m

11 May 2024 - 12:14



Track Rating: Soft 5, Weather: Fine, Rail Position: +2.0M Entire

Section	Overall	2000m	1800m	1600m	1400m	1200m	1000m	800m	600m	400m	200m
Section Times	2:15.23 [3] (0:12.22)	2:03.01 [4] (0:11.51)	1:51.50 [4] (0:11.69)	1:39.81 [4] (0:12.82)	1:26.99 [5] (0:12.62)	1:14.37 [5] (0:12.47)	1:01.90 [5] (0:12.26)	0:49.64 [6] (0:12.02)	0:37.62 [5] (0:12.29)	0:25.33 [5] (0:12.63)	0:12.70 [3] (0:12.70)
Average Speed [km/h]	44.4	62.5	61.5	56.0	57.0	57.9	58.7	59.6	59.0	57.4	56.7
Top Speed [km/h]	63.2	63.7	64.7	57.1	57.9	58.4	60.2	60.2	59.6	58.6	57.0
Avg. Dist. to Rail [m]	7.3	1.5	0.9	1.0	0.7	0.2	0.2	0.4	1.3	1.9	3.5
Avg. Stride Freq. [Hz]	2.3	2.3	2.3	2.2	2.2	2.2	2.2	2.3	2.3	2.3	2.2
Avg. Stride Length [m]	5.5	7.5	7.4	7.1	7.1	7.2	7.3	7.3	7.2	7.0	7.0



- [ ] Ranking at each section and finish
- .-.- No data available at this section
- NA No data available



Horse/Jockey Name	Majestic Angel
Final Rank	4
Fastest Section Time (Section)	0:11.58 (2000m)
Top Speed [km/h] (Section)	64.3 (2000m)
Race State	Finished



### Ipswich QLD Professional

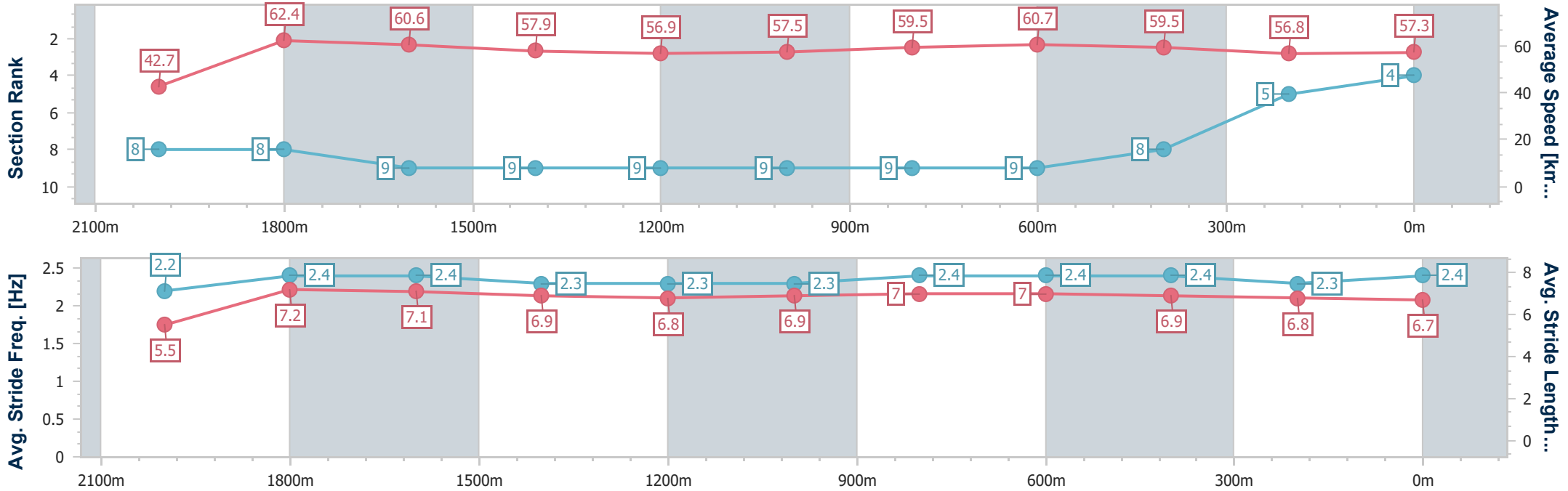
Race 1: TAB IPSWICH CUP 22 JUNE Maiden Plate - 2150m

11 May 2024 - 12:14



Track Rating: Soft 5, Weather: Fine, Rail Position: +2.0M Entire

Section	Overall	2000m	1800m	1600m	1400m	1200m	1000m	800m	600m	400m	200m
Section Times	2:15.32 [4] (0:12.69)	2:02.63 [8] (0:11.58)	1:51.05 [8] (0:11.84)	1:39.21 [9] (0:12.44)	1:26.77 [9] (0:12.71)	1:14.06 [9] (0:12.60)	1:01.46 [9] (0:12.17)	0:49.29 [9] (0:11.88)	0:37.41 [9] (0:12.12)	0:25.29 [8] (0:12.70)	0:12.59 [5] (0:12.59)
Average Speed [km/h]	42.7	62.4	60.6	57.9	56.9	57.5	59.5	60.7	59.5	56.8	57.3
Top Speed [km/h]	57.8	64.3	62.8	59.5	58.1	58.3	60.2	61.3	61.2	58.5	57.8
Avg. Dist. to Rail [m]	9.0	1.0	0.4	0.6	1.3	1.3	1.4	0.5	0.6	1.7	6.5
Avg. Stride Freq. [Hz]	2.2	2.4	2.4	2.3	2.3	2.3	2.4	2.4	2.4	2.3	2.4
Avg. Stride Length [m]	5.5	7.2	7.1	6.9	6.8	6.9	7.0	7.0	6.9	6.8	6.7



- [ ] Ranking at each section and finish
- .-.- No data available at this section
- NA No data available



Horse/Jockey Name	Whiskey Tower
Final Rank	5
Fastest Section Time (Section)	0:11.28 (2000m)
Top Speed [km/h] (Section)	64.7 (2000m)
Race State	Finished



### Ipswich QLD Professional

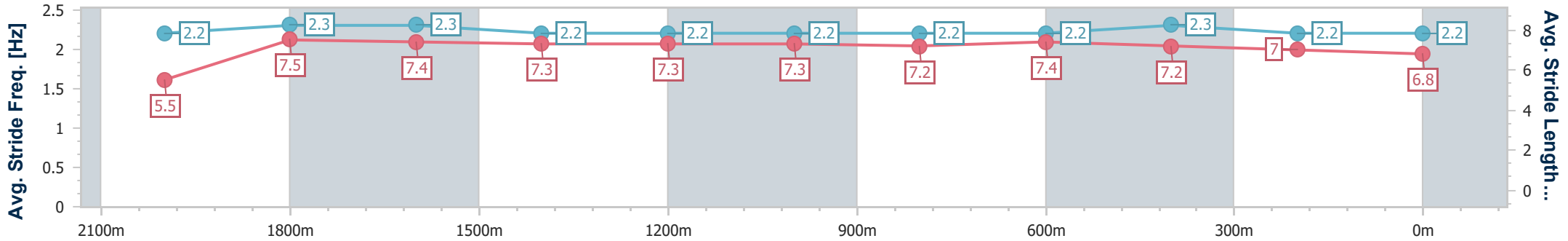
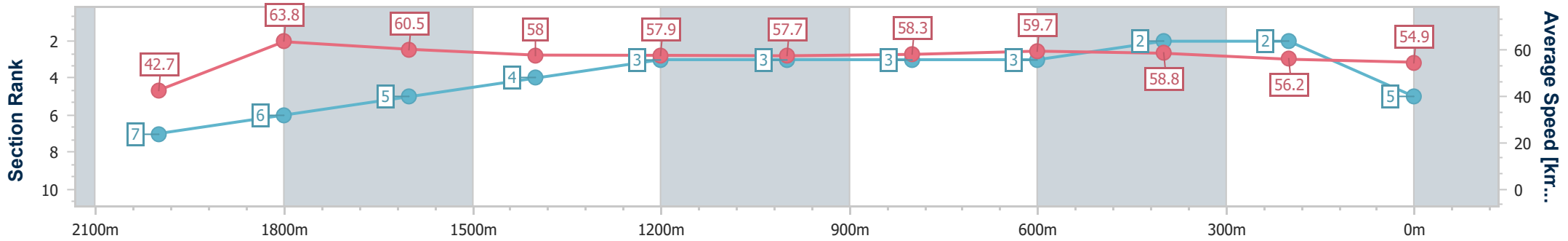
Race 1: TAB IPSWICH CUP 22 JUNE Maiden Plate - 2150m

11 May 2024 - 12:14



Track Rating: Soft 5, Weather: Fine, Rail Position: +2.0M Entire

Section	Overall	2000m	1800m	1600m	1400m	1200m	1000m	800m	600m	400m	200m
Section Times	2:15.54 [5] (0:12.61)	2:02.93 [7] (0:11.28)	1:51.65 [6] (0:11.76)	1:39.89 [5] (0:12.36)	1:27.53 [4] (0:12.38)	1:15.15 [3] (0:12.53)	1:02.62 [3] (0:12.37)	0:50.25 [3] (0:12.07)	0:38.18 [3] (0:12.26)	0:25.92 [2] (0:12.81)	0:13.11 [2] (0:13.11)
Average Speed [km/h]	42.7	63.8	60.5	58.0	57.9	57.7	58.3	59.7	58.8	56.2	54.9
Top Speed [km/h]	62.9	64.7	63.4	60.2	58.4	58.2	59.1	60.1	59.5	56.9	55.8
Avg. Dist. to Rail [m]	5.7	0.4	1.5	1.2	0.6	0.9	0.9	0.4	0.3	0.9	2.2
Avg. Stride Freq. [Hz]	2.2	2.3	2.3	2.2	2.2	2.2	2.2	2.2	2.3	2.2	2.2
Avg. Stride Length [m]	5.5	7.5	7.4	7.3	7.3	7.3	7.2	7.4	7.2	7.0	6.8



- [ ] Ranking at each section and finish
- .-.- No data available at this section
- NA No data available



Horse/Jockey Name	Adesso
Final Rank	6
Fastest Section Time (Section)	0:11.47 (2000m)
Top Speed [km/h] (Section)	63.9 (2000m)
Race State	Finished



### Ipswich QLD Professional

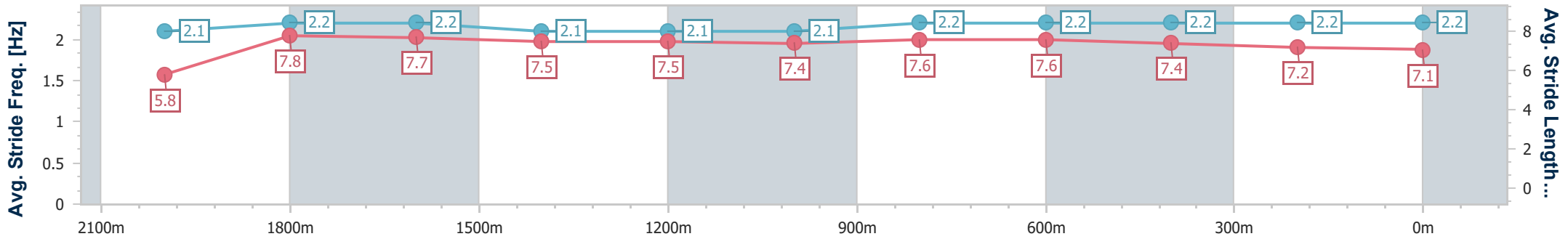
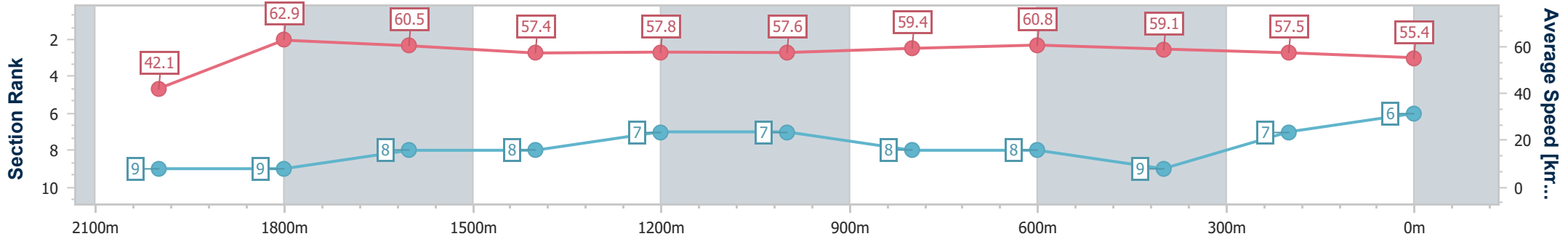
Race 1: TAB IPSWICH CUP 22 JUNE Maiden Plate - 2150m

11 May 2024 - 12:14



Track Rating: Soft 5, Weather: Fine, Rail Position: +2.0M Entire

Section	Overall	2000m	1800m	1600m	1400m	1200m	1000m	800m	600m	400m	200m
Section Times	2:15.86 [6] (0:12.83)	2:03.03 [9] (0:11.47)	1:51.56 [9] (0:11.69)	1:39.87 [8] (0:12.48)	1:27.39 [8] (0:12.46)	1:14.93 [7] (0:12.57)	1:02.36 [7] (0:12.22)	0:50.14 [8] (0:11.99)	0:38.15 [8] (0:12.41)	0:25.74 [9] (0:12.74)	0:13.00 [7] (0:13.00)
Average Speed [km/h]	42.1	62.9	60.5	57.4	57.8	57.6	59.4	60.8	59.1	57.5	55.4
Top Speed [km/h]	61.1	63.9	63.3	58.2	59.1	58.4	60.5	61.7	60.2	58.8	57.9
Avg. Dist. to Rail [m]	2.0	1.2	2.2	2.1	0.5	1.8	2.7	3.3	4.7	4.8	7.5
Avg. Stride Freq. [Hz]	2.1	2.2	2.2	2.1	2.1	2.1	2.2	2.2	2.2	2.2	2.2
Avg. Stride Length [m]	5.8	7.8	7.7	7.5	7.5	7.4	7.6	7.6	7.4	7.2	7.1



- [ ] Ranking at each section and finish
- .-.- No data available at this section
- NA No data available





Horse/Jockey Name	Huka
Final Rank	7
Fastest Section Time (Section)	0:11.17 (2000m)
Top Speed [km/h] (Section)	65.6 (2000m)
Race State	Finished



### Ipswich QLD Professional

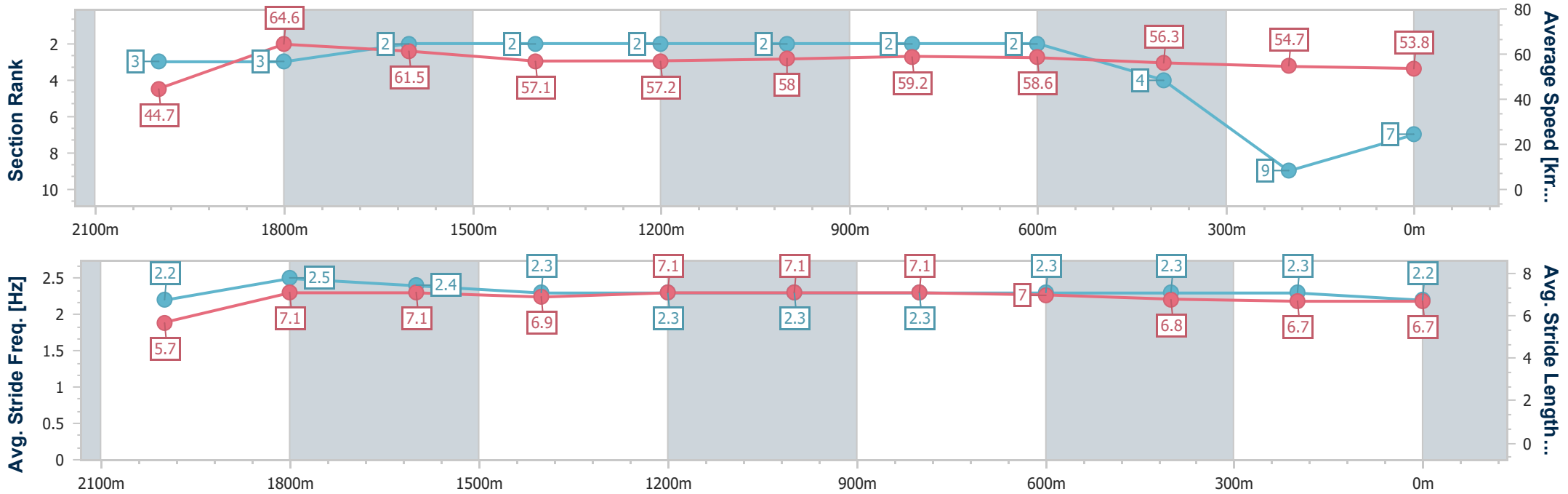
Race 1: TAB IPSWICH CUP 22 JUNE Maiden Plate - 2150m

11 May 2024 - 12:14



Track Rating: Soft 5, Weather: Fine, Rail Position: +2.0M Entire

Section	Overall	2000m	1800m	1600m	1400m	1200m	1000m	800m	600m	400m	200m
Section Times	2:16.44 [7] (0:12.05)	2:04.39 [3] (0:11.17)	1:53.22 [3] (0:11.74)	1:41.48 [2] (0:12.63)	1:28.85 [2] (0:12.64)	1:16.21 [2] (0:12.45)	1:03.76 [2] (0:12.16)	0:51.60 [2] (0:12.32)	0:39.28 [2] (0:12.72)	0:26.56 [4] (0:13.20)	0:13.36 [9] (0:13.36)
Average Speed [km/h]	44.7	64.6	61.5	57.1	57.2	58.0	59.2	58.6	56.3	54.7	53.8
Top Speed [km/h]	63.3	65.6	64.3	58.6	58.0	58.6	59.5	59.2	57.8	55.5	55.4
Avg. Dist. to Rail [m]	4.1	0.7	0.6	0.8	0.7	0.8	0.7	0.4	0.5	1.1	2.7
Avg. Stride Freq. [Hz]	2.2	2.5	2.4	2.3	2.3	2.3	2.3	2.3	2.3	2.3	2.2
Avg. Stride Length [m]	5.7	7.1	7.1	6.9	7.1	7.1	7.1	7.0	6.8	6.7	6.7



- [ ] Ranking at each section and finish
- .-.- No data available at this section
- NA No data available



Horse/Jockey Name	Cool Prophet
Final Rank	8
Fastest Section Time (Section)	0:11.38 (2000m)
Top Speed [km/h] (Section)	64.3 (2000m)
Race State	Finished



### Ipswich QLD Professional

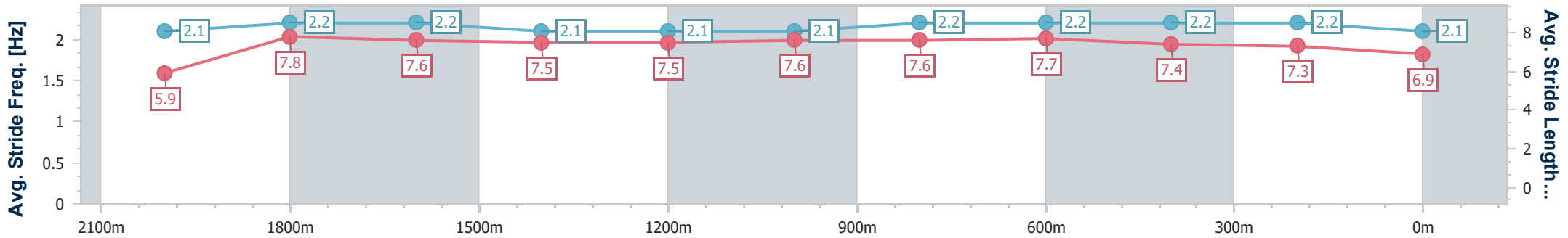
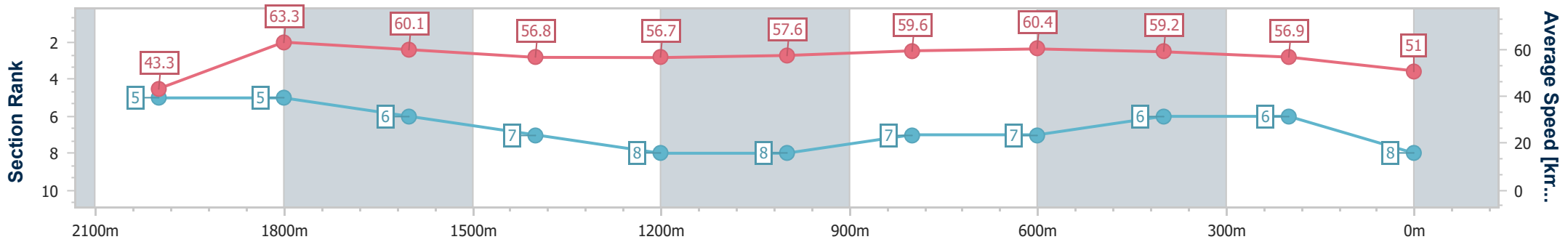
Race 1: TAB IPSWICH CUP 22 JUNE Maiden Plate - 2150m

11 May 2024 - 12:14



Track Rating: Soft 5, Weather: Fine, Rail Position: +2.0M Entire

Section	Overall	2000m	1800m	1600m	1400m	1200m	1000m	800m	600m	400m	200m
Section Times	2:16.84 [8] (0:12.43)	2:04.41 [5] (0:11.38)	1:53.03 [5] (0:11.91)	1:41.12 [6] (0:12.71)	1:28.41 [7] (0:12.67)	1:15.74 [8] (0:12.51)	1:03.23 [8] (0:12.11)	0:51.12 [7] (0:11.98)	0:39.14 [7] (0:12.27)	0:26.87 [6] (0:12.79)	0:14.08 [6] (0:14.08)
Average Speed [km/h]	43.3	63.3	60.1	56.8	56.7	57.6	59.6	60.4	59.2	56.9	51.0
Top Speed [km/h]	60.8	64.3	63.6	57.9	58.6	58.3	61.1	61.2	59.9	58.4	55.5
Avg. Dist. to Rail [m]	1.9	0.9	0.7	0.1	0.2	0.4	0.3	1.1	2.6	3.1	6.0
Avg. Stride Freq. [Hz]	2.1	2.2	2.2	2.1	2.1	2.1	2.2	2.2	2.2	2.2	2.1
Avg. Stride Length [m]	5.9	7.8	7.6	7.5	7.5	7.6	7.6	7.7	7.4	7.3	6.9



- [ ] Ranking at each section and finish
- .-.- No data available at this section
- NA No data available



Horse/Jockey Name	Snag Da Beans
Final Rank	9
Fastest Section Time (Section)	0:11.40 (2000m)
Top Speed [km/h] (Section)	64.3 (1800m)
Race State	Finished



### Ipswich QLD Professional

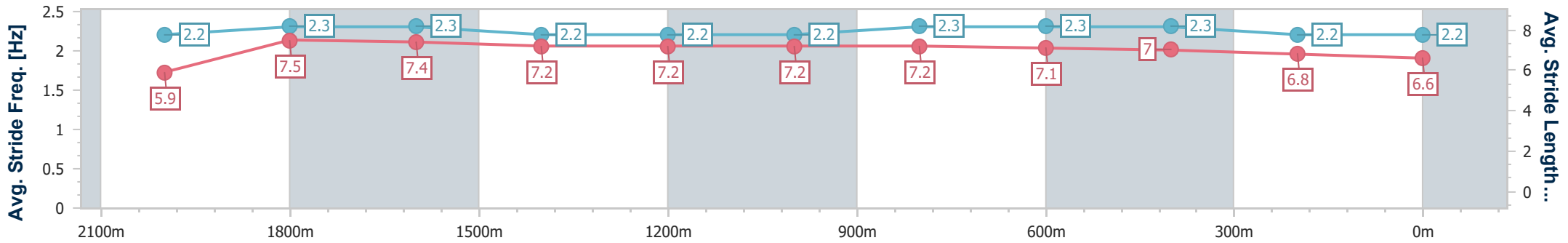
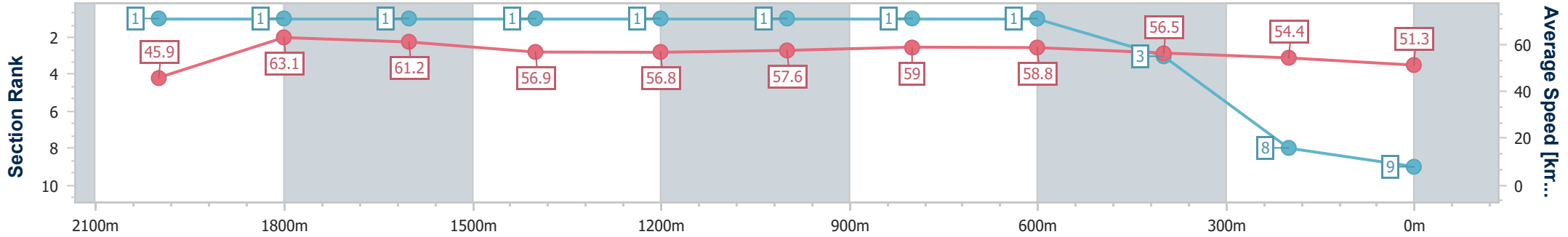
Race 1: TAB IPSWICH CUP 22 JUNE Maiden Plate - 2150m

11 May 2024 - 12:14



Track Rating: Soft 5, Weather: Fine, Rail Position: +2.0M Entire

Section	Overall	2000m	1800m	1600m	1400m	1200m	1000m	800m	600m	400m	200m
Section Times	2:16.93 [9] (0:11.72)	2:05.21 [1] (0:11.40)	1:53.81 [1] (0:11.65)	1:42.16 [1] (0:12.67)	1:29.49 [1] (0:12.69)	1:16.80 [1] (0:12.47)	1:04.33 [1] (0:12.20)	0:52.13 [1] (0:12.26)	0:39.87 [1] (0:12.69)	0:27.18 [3] (0:13.16)	0:14.02 [8] (0:14.02)
Average Speed [km/h]	45.9	63.1	61.2	56.9	56.8	57.6	59.0	58.8	56.5	54.4	51.3
Top Speed [km/h]	61.6	64.2	64.3	58.3	57.2	58.1	59.3	59.1	57.5	55.7	53.3
Avg. Dist. to Rail [m]	1.2	1.1	1.1	0.2	0.1	0.2	0.1	0.5	0.8	0.9	1.1
Avg. Stride Freq. [Hz]	2.2	2.3	2.3	2.2	2.2	2.2	2.3	2.3	2.3	2.2	2.2
Avg. Stride Length [m]	5.9	7.5	7.4	7.2	7.2	7.2	7.2	7.1	7.0	6.8	6.6



- [ ] Ranking at each section and finish
- .-.- No data available at this section
- NA No data available