



Ipswich QLD Professional

Race 1: TAB IPSWICH CUP 22 JUNE Maiden Plate - 2150m

11 May 2024 - 12:14



Track Rating: Soft 5, Weather: Fine, Rail Position: +2.0M Entire

Section		Overall	2000m	1800m	1600m	1400m	1200m	1000m	Last 600m				
Field Times		2:14.14 (0:11.72)	2:02.42 (0:11.40)	1:51.02 (0:11.65)	1:39.37 (0:12.67)	1:26.70 (0:12.69)	1:14.01 (0:12.47)	1:01.54 (0:12.20)	0:37.08				
Rank	TAB Horse/Jockey	Barrier	Top Speed [km/h]	Fastest Section									Distance Travelled [m]
1	2 THE IRISH Boris Thornton	9	63.5 2000m	0:11.51 2000m	2:14.14 [1] (0:12.47)	2:01.67 [6] (0:11.51)	1:50.16 [7] (0:11.93)	1:38.23 [7] (0:12.43)	1:25.80 [6] (0:12.54)	1:13.26 [6] (0:12.48)	1:00.78 [6] (0:12.22)	0:36.52	
2	3 JUNGLE JET Cody Collis	1	64.8 2000m	0:11.23 2000m	2:14.95 [2] (0:11.99)	2:02.96 [2] (0:11.23)	1:51.73 [2] (0:11.78)	1:39.95 [3] (0:12.80)	1:27.15 [3] (0:12.63)	1:14.52 [4] (0:12.55)	1:01.97 [4] (0:12.33)	0:37.55	-8
3	5 THE HINDUSTAN Emily Lang	8	64.7 1800m	0:11.51 2000m	2:15.23 [3] (0:12.22)	2:03.01 [4] (0:11.51)	1:51.50 [4] (0:11.69)	1:39.81 [4] (0:12.82)	1:26.99 [5] (0:12.62)	1:14.37 [5] (0:12.47)	1:01.90 [5] (0:12.26)	0:37.62	-5
4	8 MAJESTIC ANGEL Rikki Jamieson	10	64.3 2000m	0:11.58 2000m	2:15.32 [4] (0:12.69)	2:02.63 [8] (0:11.58)	1:51.05 [8] (0:11.84)	1:39.21 [9] (0:12.44)	1:26.77 [9] (0:12.71)	1:14.06 [9] (0:12.60)	1:01.46 [9] (0:12.17)	0:37.41	-1
5	10 WHISKEY TOWER Jag Guthmann-Chester	7	64.7 2000m	0:11.28 2000m	2:15.54 [5] (0:12.61)	2:02.93 [7] (0:11.28)	1:51.65 [6] (0:11.76)	1:39.89 [5] (0:12.36)	1:27.53 [4] (0:12.38)	1:15.15 [3] (0:12.53)	1:02.62 [3] (0:12.37)	0:38.18	-9
6	1 ADESSO Jai Williams	4	63.9 2000m	0:11.47 2000m	2:15.86 [6] (0:12.83)	2:03.03 [9] (0:11.47)	1:51.56 [9] (0:11.69)	1:39.87 [8] (0:12.48)	1:27.39 [8] (0:12.46)	1:14.93 [7] (0:12.57)	1:02.36 [7] (0:12.22)	0:38.15	+2
7	7 HUKA Melea Castle	5	65.6 2000m	0:11.17 2000m	2:16.44 [7] (0:12.05)	2:04.39 [3] (0:11.17)	1:53.22 [3] (0:11.74)	1:41.48 [2] (0:12.63)	1:28.85 [2] (0:12.64)	1:16.21 [2] (0:12.45)	1:03.76 [2] (0:12.16)	0:39.28	-4
8	9 COOL PROPHET Dale Smith	3	64.3 2000m	0:11.38 2000m	2:16.84 [8] (0:12.43)	2:04.41 [5] (0:11.38)	1:53.03 [5] (0:11.91)	1:41.12 [6] (0:12.71)	1:28.41 [7] (0:12.67)	1:15.74 [8] (0:12.51)	1:03.23 [8] (0:12.11)	0:39.14	-2
9	4 SNAG DA BEANS Madeleine Wishart	2	64.3 1800m	0:11.40 2000m	2:16.93 [9] (0:11.72)	2:05.21 [1] (0:11.40)	1:53.81 [1] (0:11.65)	1:42.16 [1] (0:12.67)	1:29.49 [1] (0:12.69)	1:16.80 [1] (0:12.47)	1:04.33 [1] (0:12.20)	0:39.87	-11

Scratched: Fionte (#6)

Ipswich QLD Professional

Race 1: TAB IPSWICH CUP 22 JUNE Maiden Plate - 2150m

11 May 2024 - 12:14

Track Rating: Soft 5, Weather: Fine, Rail Position: +2.0M Entire

Section						800m	600m	400m	200m	Last 600m		
Field Times						0:49.34 (0:12.26)	0:37.08 (0:12.55)	0:24.53 (0:12.22)	0:12.31 (0:12.31)	0:37.08		
Rank	TAB	Horse/Jockey	Barrier	Top Speed [km/h]	Fastest Section					Margin	Distance Travelled [m]	
1	2	THE IRISH Boris Thornton	9	63.5 2000m	0:11.51 2000m	0:48.56 [5] (0:12.04)	0:36.52 [6] (0:11.99)	0:24.53 [1] (0:12.22)	0:12.31 [1] (0:12.31)	2:14.14	0:36.52	
2	3	JUNGLE JET Cody Collis	1	64.8 2000m	0:11.23 2000m	0:49.64 [4] (0:12.09)	0:37.55 [4] (0:12.61)	0:24.94 [7] (0:12.66)	0:12.28 [4] (0:12.28)	4.77L	0:37.55	-8
3	5	THE HINDUSTAN Emily Lang	8	64.7 1800m	0:11.51 2000m	0:49.64 [6] (0:12.02)	0:37.62 [5] (0:12.29)	0:25.33 [5] (0:12.63)	0:12.70 [3] (0:12.70)	6.42L	0:37.62	-5
4	8	MAJESTIC ANGEL Rikki Jamieson	10	64.3 2000m	0:11.58 2000m	0:49.29 [9] (0:11.88)	0:37.41 [9] (0:12.12)	0:25.29 [8] (0:12.70)	0:12.59 [5] (0:12.59)	6.94L	0:37.41	-1
5	10	WHISKEY TOWER Jag Guthmann-Chester	7	64.7 2000m	0:11.28 2000m	0:50.25 [3] (0:12.07)	0:38.18 [3] (0:12.26)	0:25.92 [2] (0:12.81)	0:13.11 [2] (0:13.11)	8.24L	0:38.18	-9
6	1	ADESSO Jai Williams	4	63.9 2000m	0:11.47 2000m	0:50.14 [8] (0:11.99)	0:38.15 [8] (0:12.41)	0:25.74 [9] (0:12.74)	0:13.00 [7] (0:13.00)	10.11L	0:38.15	+2
7	7	HUKA Melea Castle	5	65.6 2000m	0:11.17 2000m	0:51.60 [2] (0:12.32)	0:39.28 [2] (0:12.72)	0:26.56 [4] (0:13.20)	0:13.36 [9] (0:13.36)	13.57L	0:39.28	-4
8	9	COOL PROPHET Dale Smith	3	64.3 2000m	0:11.38 2000m	0:51.12 [7] (0:11.98)	0:39.14 [7] (0:12.27)	0:26.87 [6] (0:12.79)	0:14.08 [6] (0:14.08)	15.89L	0:39.14	-2
9	4	SNAG DA BEANS Madeleine Wishart	2	64.3 1800m	0:11.40 2000m	0:52.13 [1] (0:12.26)	0:39.87 [1] (0:12.69)	0:27.18 [3] (0:13.16)	0:14.02 [8] (0:14.02)	16.42L	0:39.87	-11

Scratched: Fonte (#6)



Horse/Jockey Name	The Irish
Final Rank	1
Fastest Section Time (Section)	0:11.51 (2000m)
Top Speed [km/h] (Section)	63.5 (2000m)
Race State	Finished



Ipswich QLD Professional

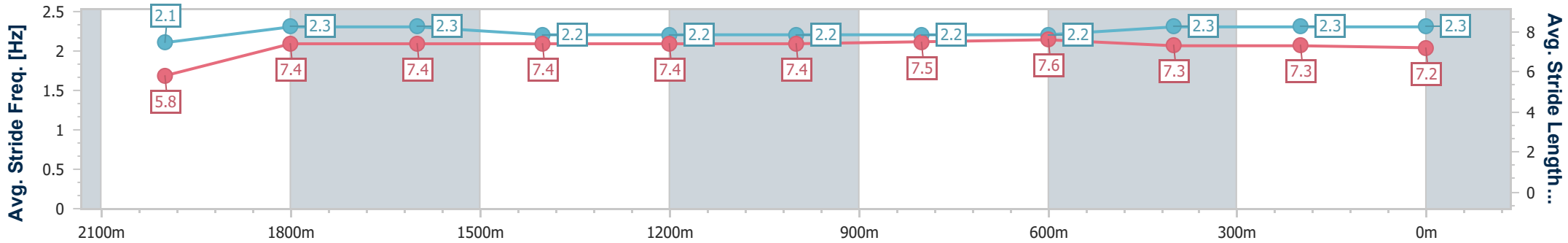
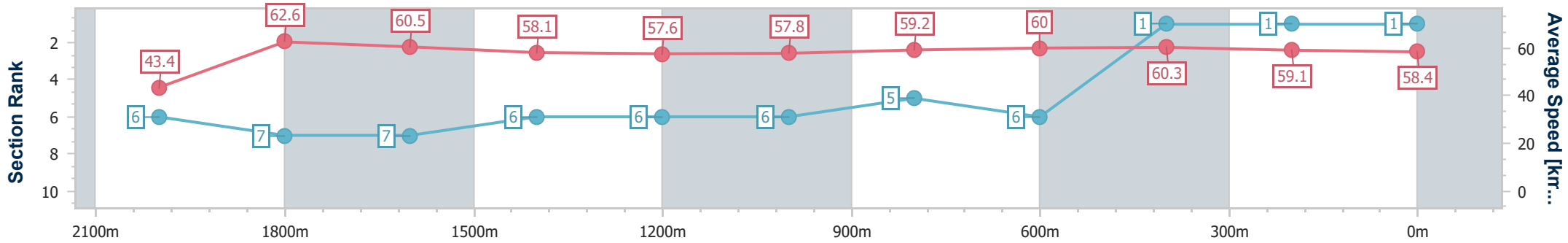
Race 1: TAB IPSWICH CUP 22 JUNE Maiden Plate - 2150m

11 May 2024 - 12:14



Track Rating: Soft 5, Weather: Fine, Rail Position: +2.0M Entire

Section	Overall	2000m	1800m	1600m	1400m	1200m	1000m	800m	600m	400m	200m
Section Times	2:14.14 [1] (0:12.47)	2:01.67 [6] (0:11.51)	1:50.16 [7] (0:11.93)	1:38.23 [7] (0:12.43)	1:25.80 [6] (0:12.54)	1:13.26 [6] (0:12.48)	1:00.78 [6] (0:12.22)	0:48.56 [5] (0:12.04)	0:36.52 [6] (0:11.99)	0:24.53 [1] (0:12.22)	0:12.31 [1] (0:12.31)
Average Speed [km/h]	43.4	62.6	60.5	58.1	57.6	57.8	59.2	60.0	60.3	59.1	58.4
Top Speed [km/h]	60.9	63.5	62.6	59.6	58.3	58.3	60.3	60.6	61.4	59.7	59.5
Avg. Dist. to Rail [m]	8.2	1.3	0.7	1.1	0.8	1.2	1.1	0.6	2.0	0.6	1.8
Avg. Stride Freq. [Hz]	2.1	2.3	2.3	2.2	2.2	2.2	2.2	2.2	2.3	2.3	2.3
Avg. Stride Length [m]	5.8	7.4	7.4	7.4	7.4	7.4	7.5	7.6	7.3	7.3	7.2



- [] Ranking at each section and finish
- .-.- No data available at this section
- NA No data available



Horse/Jockey Name	Jungle Jet
Final Rank	2
Fastest Section Time (Section)	0:11.23 (2000m)
Top Speed [km/h] (Section)	64.8 (2000m)
Race State	Finished



Ipswich QLD Professional

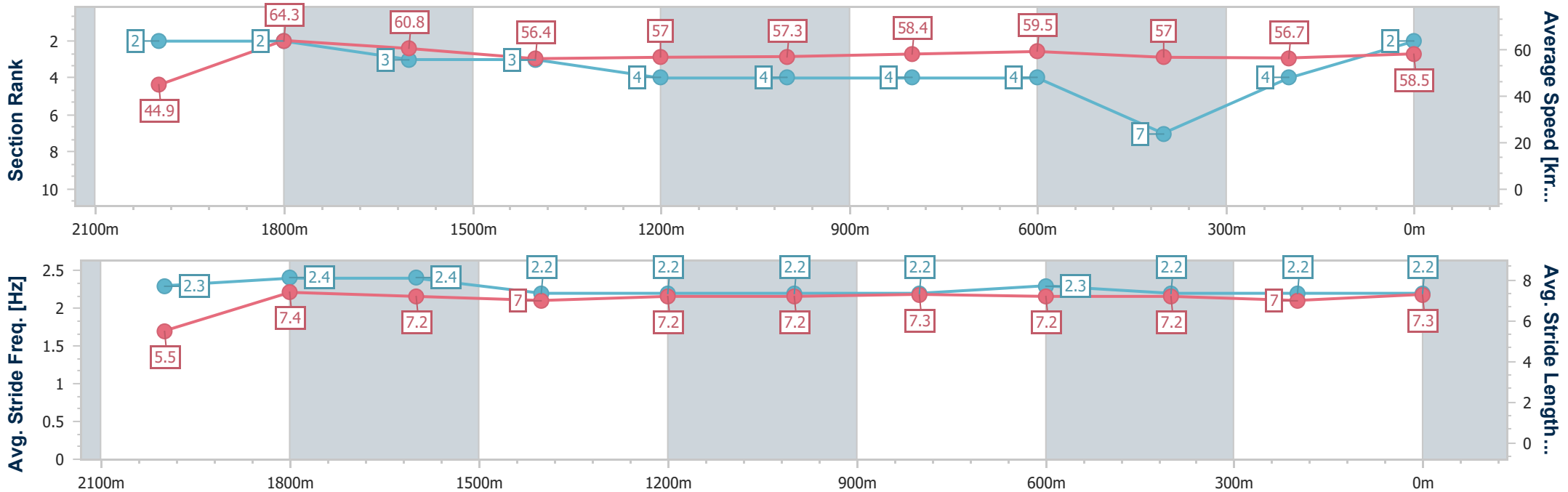
Race 1: TAB IPSWICH CUP 22 JUNE Maiden Plate - 2150m

11 May 2024 - 12:14



Track Rating: Soft 5, Weather: Fine, Rail Position: +2.0M Entire

Section	Overall	2000m	1800m	1600m	1400m	1200m	1000m	800m	600m	400m	200m
Section Times	2:14.95 [2] (0:11.99)	2:02.96 [2] (0:11.23)	1:51.73 [2] (0:11.78)	1:39.95 [3] (0:12.80)	1:27.15 [3] (0:12.63)	1:14.52 [4] (0:12.55)	1:01.97 [4] (0:12.33)	0:49.64 [4] (0:12.09)	0:37.55 [4] (0:12.61)	0:24.94 [7] (0:12.66)	0:12.28 [4] (0:12.28)
Average Speed [km/h]	44.9	64.3	60.8	56.4	57.0	57.3	58.4	59.5	57.0	56.7	58.5
Top Speed [km/h]	63.1	64.8	63.6	57.9	57.8	58.2	59.2	60.0	58.4	58.5	59.1
Avg. Dist. to Rail [m]	0.6	0.1	0.3	0.3	0.1	0.2	0.2	0.4	0.7	0.7	0.9
Avg. Stride Freq. [Hz]	2.3	2.4	2.4	2.2	2.2	2.2	2.2	2.3	2.2	2.2	2.2
Avg. Stride Length [m]	5.5	7.4	7.2	7.0	7.2	7.2	7.3	7.2	7.2	7.0	7.3



- [] Ranking at each section and finish
- .-.- No data available at this section
- NA No data available



Horse/Jockey Name	The Hindustan
Final Rank	3
Fastest Section Time (Section)	0:11.51 (2000m)
Top Speed [km/h] (Section)	64.7 (1800m)
Race State	Finished



Ipswich QLD Professional

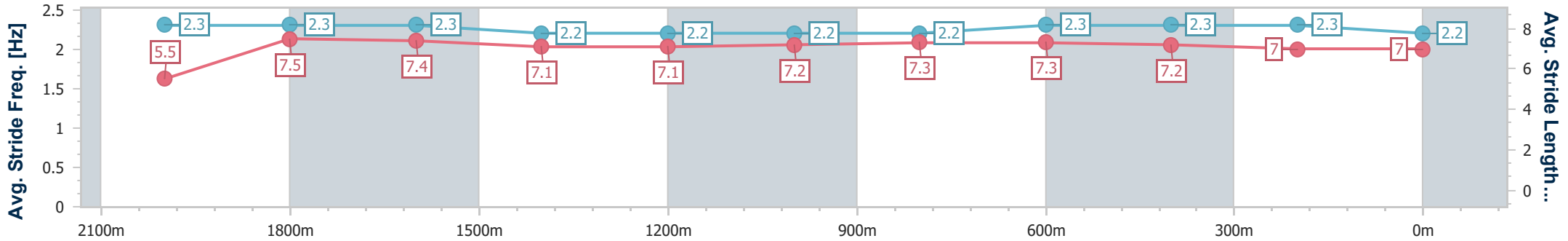
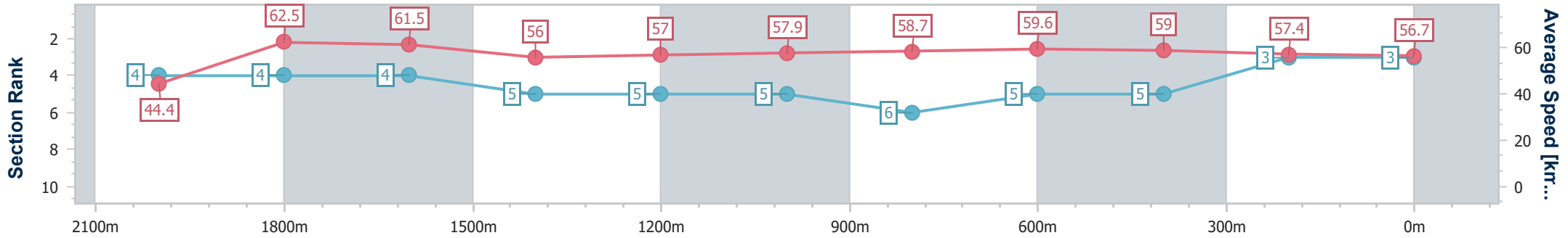
Race 1: TAB IPSWICH CUP 22 JUNE Maiden Plate - 2150m

11 May 2024 - 12:14



Track Rating: Soft 5, Weather: Fine, Rail Position: +2.0M Entire

Section	Overall	2000m	1800m	1600m	1400m	1200m	1000m	800m	600m	400m	200m
Section Times	2:15.23 [3] (0:12.22)	2:03.01 [4] (0:11.51)	1:51.50 [4] (0:11.69)	1:39.81 [4] (0:12.82)	1:26.99 [5] (0:12.62)	1:14.37 [5] (0:12.47)	1:01.90 [5] (0:12.26)	0:49.64 [6] (0:12.02)	0:37.62 [5] (0:12.29)	0:25.33 [5] (0:12.63)	0:12.70 [3] (0:12.70)
Average Speed [km/h]	44.4	62.5	61.5	56.0	57.0	57.9	58.7	59.6	59.0	57.4	56.7
Top Speed [km/h]	63.2	63.7	64.7	57.1	57.9	58.4	60.2	60.2	59.6	58.6	57.0
Avg. Dist. to Rail [m]	7.3	1.5	0.9	1.0	0.7	0.2	0.2	0.4	1.3	1.9	3.5
Avg. Stride Freq. [Hz]	2.3	2.3	2.3	2.2	2.2	2.2	2.2	2.3	2.3	2.3	2.2
Avg. Stride Length [m]	5.5	7.5	7.4	7.1	7.1	7.2	7.3	7.3	7.2	7.0	7.0



- [] Ranking at each section and finish
- .-.- No data available at this section
- NA No data available



Horse/Jockey Name	Majestic Angel
Final Rank	4
Fastest Section Time (Section)	0:11.58 (2000m)
Top Speed [km/h] (Section)	64.3 (2000m)
Race State	Finished



Ipswich QLD Professional

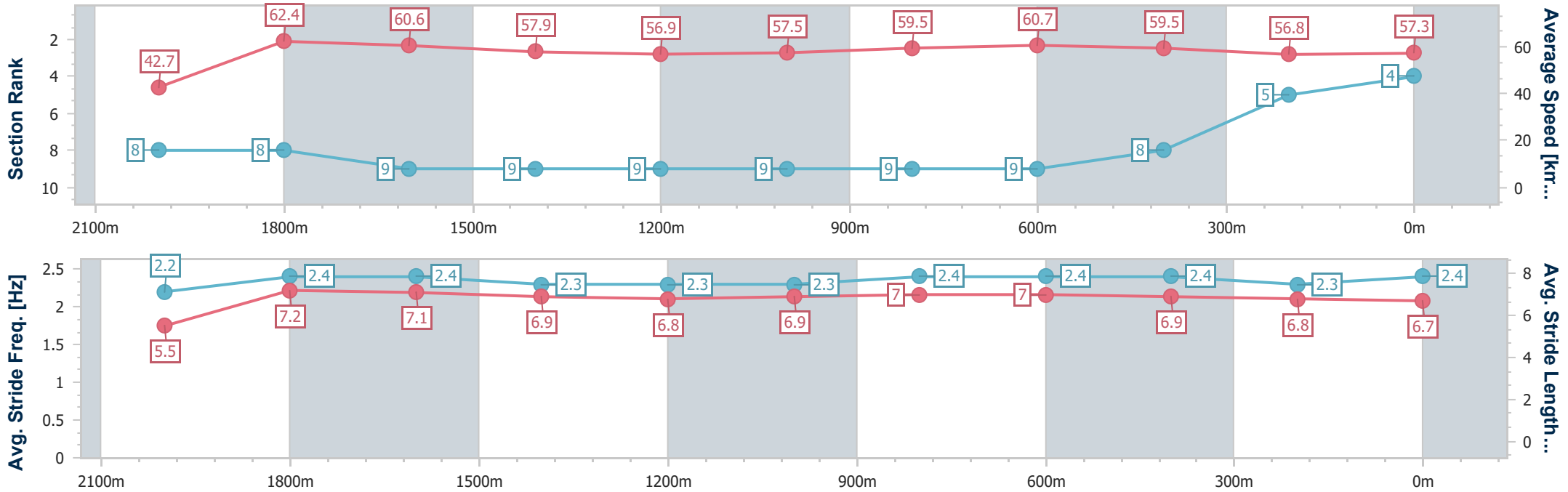
Race 1: TAB IPSWICH CUP 22 JUNE Maiden Plate - 2150m

11 May 2024 - 12:14



Track Rating: Soft 5, Weather: Fine, Rail Position: +2.0M Entire

Section	Overall	2000m	1800m	1600m	1400m	1200m	1000m	800m	600m	400m	200m
Section Times	2:15.32 [4] (0:12.69)	2:02.63 [8] (0:11.58)	1:51.05 [8] (0:11.84)	1:39.21 [9] (0:12.44)	1:26.77 [9] (0:12.71)	1:14.06 [9] (0:12.60)	1:01.46 [9] (0:12.17)	0:49.29 [9] (0:11.88)	0:37.41 [9] (0:12.12)	0:25.29 [8] (0:12.70)	0:12.59 [5] (0:12.59)
Average Speed [km/h]	42.7	62.4	60.6	57.9	56.9	57.5	59.5	60.7	59.5	56.8	57.3
Top Speed [km/h]	57.8	64.3	62.8	59.5	58.1	58.3	60.2	61.3	61.2	58.5	57.8
Avg. Dist. to Rail [m]	9.0	1.0	0.4	0.6	1.3	1.3	1.4	0.5	0.6	1.7	6.5
Avg. Stride Freq. [Hz]	2.2	2.4	2.4	2.3	2.3	2.3	2.4	2.4	2.4	2.3	2.4
Avg. Stride Length [m]	5.5	7.2	7.1	6.9	6.8	6.9	7.0	7.0	6.9	6.8	6.7



- [] Ranking at each section and finish
- .-.- No data available at this section
- NA No data available



Horse/Jockey Name	Whiskey Tower
Final Rank	5
Fastest Section Time (Section)	0:11.28 (2000m)
Top Speed [km/h] (Section)	64.7 (2000m)
Race State	Finished



Ipswich QLD Professional

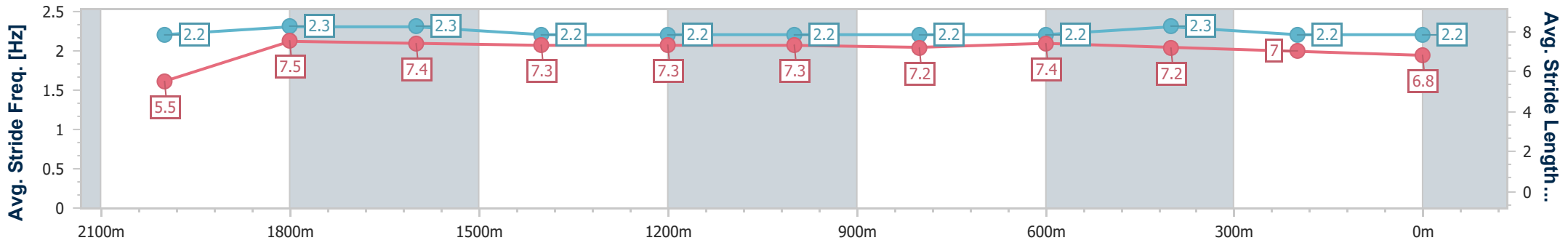
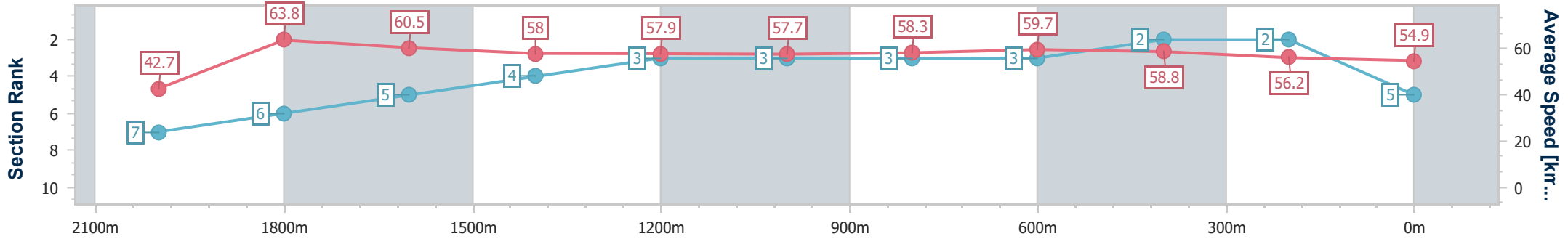
Race 1: TAB IPSWICH CUP 22 JUNE Maiden Plate - 2150m



11 May 2024 - 12:14

Track Rating: Soft 5, Weather: Fine, Rail Position: +2.0M Entire

Section	Overall	2000m	1800m	1600m	1400m	1200m	1000m	800m	600m	400m	200m
Section Times	2:15.54 [5] (0:12.61)	2:02.93 [7] (0:11.28)	1:51.65 [6] (0:11.76)	1:39.89 [5] (0:12.36)	1:27.53 [4] (0:12.38)	1:15.15 [3] (0:12.53)	1:02.62 [3] (0:12.37)	0:50.25 [3] (0:12.07)	0:38.18 [3] (0:12.26)	0:25.92 [2] (0:12.81)	0:13.11 [2] (0:13.11)
Average Speed [km/h]	42.7	63.8	60.5	58.0	57.9	57.7	58.3	59.7	58.8	56.2	54.9
Top Speed [km/h]	62.9	64.7	63.4	60.2	58.4	58.2	59.1	60.1	59.5	56.9	55.8
Avg. Dist. to Rail [m]	5.7	0.4	1.5	1.2	0.6	0.9	0.9	0.4	0.3	0.9	2.2
Avg. Stride Freq. [Hz]	2.2	2.3	2.3	2.2	2.2	2.2	2.2	2.2	2.3	2.2	2.2
Avg. Stride Length [m]	5.5	7.5	7.4	7.3	7.3	7.3	7.2	7.4	7.2	7.0	6.8



- [] Ranking at each section and finish
- .-.- No data available at this section
- NA No data available



Horse/Jockey Name	Adesso
Final Rank	6
Fastest Section Time (Section)	0:11.47 (2000m)
Top Speed [km/h] (Section)	63.9 (2000m)
Race State	Finished



Ipswich QLD Professional

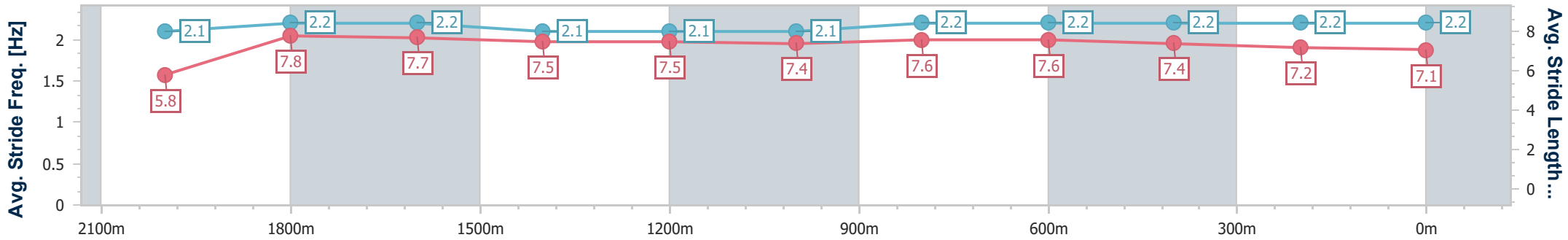
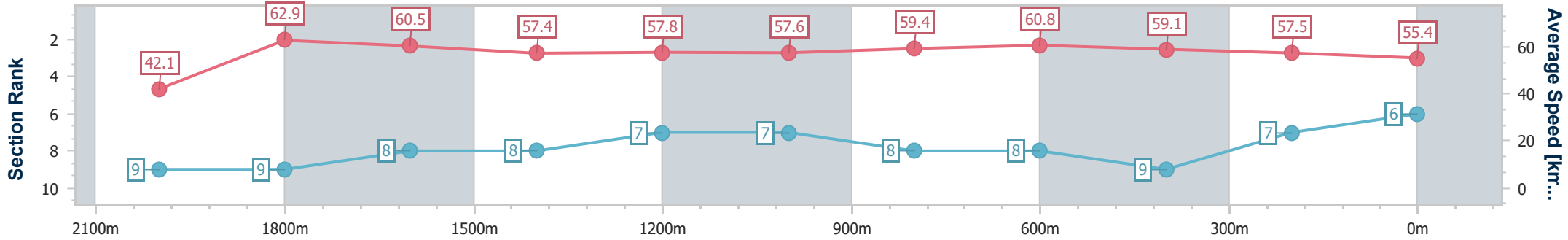
Race 1: TAB IPSWICH CUP 22 JUNE Maiden Plate - 2150m

11 May 2024 - 12:14



Track Rating: Soft 5, Weather: Fine, Rail Position: +2.0M Entire

Section	Overall	2000m	1800m	1600m	1400m	1200m	1000m	800m	600m	400m	200m
Section Times	2:15.86 [6] (0:12.83)	2:03.03 [9] (0:11.47)	1:51.56 [9] (0:11.69)	1:39.87 [8] (0:12.48)	1:27.39 [8] (0:12.46)	1:14.93 [7] (0:12.57)	1:02.36 [7] (0:12.22)	0:50.14 [8] (0:11.99)	0:38.15 [8] (0:12.41)	0:25.74 [9] (0:12.74)	0:13.00 [7] (0:13.00)
Average Speed [km/h]	42.1	62.9	60.5	57.4	57.8	57.6	59.4	60.8	59.1	57.5	55.4
Top Speed [km/h]	61.1	63.9	63.3	58.2	59.1	58.4	60.5	61.7	60.2	58.8	57.9
Avg. Dist. to Rail [m]	2.0	1.2	2.2	2.1	0.5	1.8	2.7	3.3	4.7	4.8	7.5
Avg. Stride Freq. [Hz]	2.1	2.2	2.2	2.1	2.1	2.1	2.2	2.2	2.2	2.2	2.2
Avg. Stride Length [m]	5.8	7.8	7.7	7.5	7.5	7.4	7.6	7.6	7.4	7.2	7.1



- [] Ranking at each section and finish
- .-.- No data available at this section
- NA No data available



Horse/Jockey Name	Huka
Final Rank	7
Fastest Section Time (Section)	0:11.17 (2000m)
Top Speed [km/h] (Section)	65.6 (2000m)
Race State	Finished



Ipswich QLD Professional

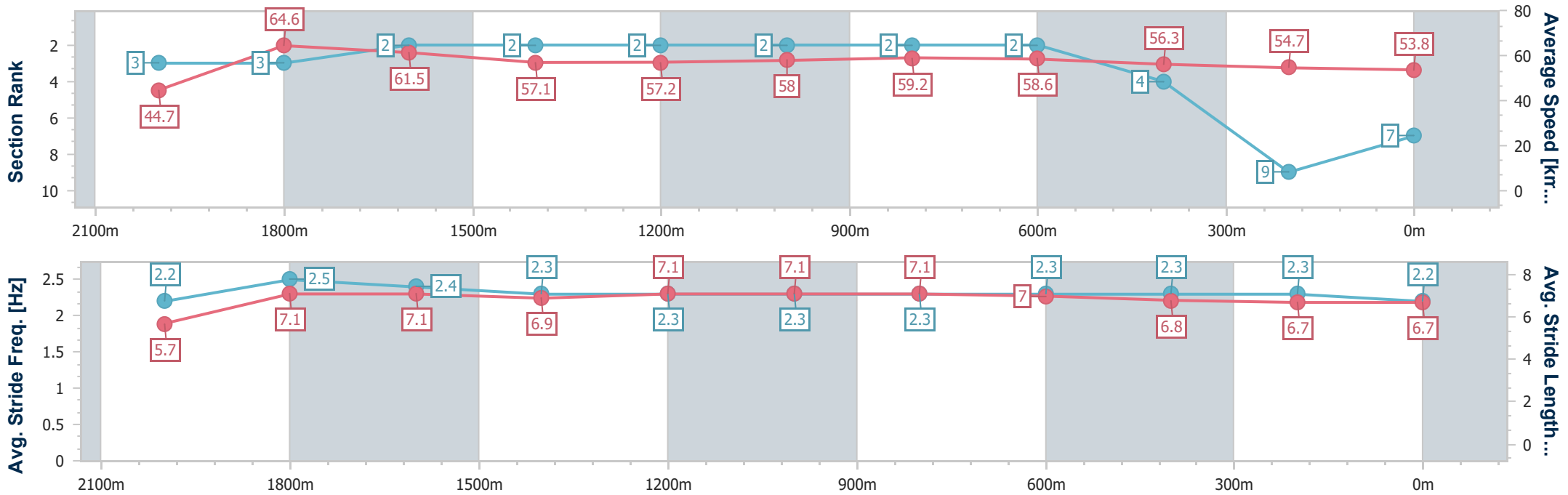
Race 1: TAB IPSWICH CUP 22 JUNE Maiden Plate - 2150m

11 May 2024 - 12:14



Track Rating: Soft 5, Weather: Fine, Rail Position: +2.0M Entire

Section	Overall	2000m	1800m	1600m	1400m	1200m	1000m	800m	600m	400m	200m
Section Times	2:16.44 [7] (0:12.05)	2:04.39 [3] (0:11.17)	1:53.22 [3] (0:11.74)	1:41.48 [2] (0:12.63)	1:28.85 [2] (0:12.64)	1:16.21 [2] (0:12.45)	1:03.76 [2] (0:12.16)	0:51.60 [2] (0:12.32)	0:39.28 [2] (0:12.72)	0:26.56 [4] (0:13.20)	0:13.36 [9] (0:13.36)
Average Speed [km/h]	44.7	64.6	61.5	57.1	57.2	58.0	59.2	58.6	56.3	54.7	53.8
Top Speed [km/h]	63.3	65.6	64.3	58.6	58.0	58.6	59.5	59.2	57.8	55.5	55.4
Avg. Dist. to Rail [m]	4.1	0.7	0.6	0.8	0.7	0.8	0.7	0.4	0.5	1.1	2.7
Avg. Stride Freq. [Hz]	2.2	2.5	2.4	2.3	2.3	2.3	2.3	2.3	2.3	2.3	2.2
Avg. Stride Length [m]	5.7	7.1	7.1	6.9	7.1	7.1	7.1	7.0	6.8	6.7	6.7



- [] Ranking at each section and finish
- .-.- No data available at this section
- NA No data available



Horse/Jockey Name	Cool Prophet
Final Rank	8
Fastest Section Time (Section)	0:11.38 (2000m)
Top Speed [km/h] (Section)	64.3 (2000m)
Race State	Finished



Ipswich QLD Professional

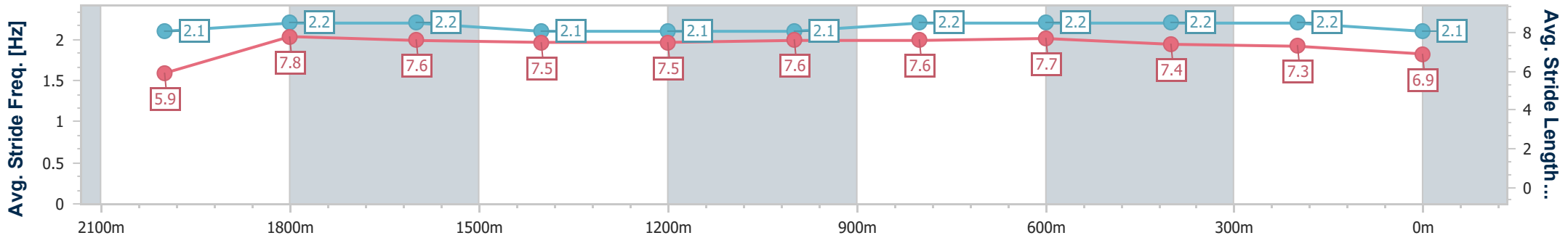
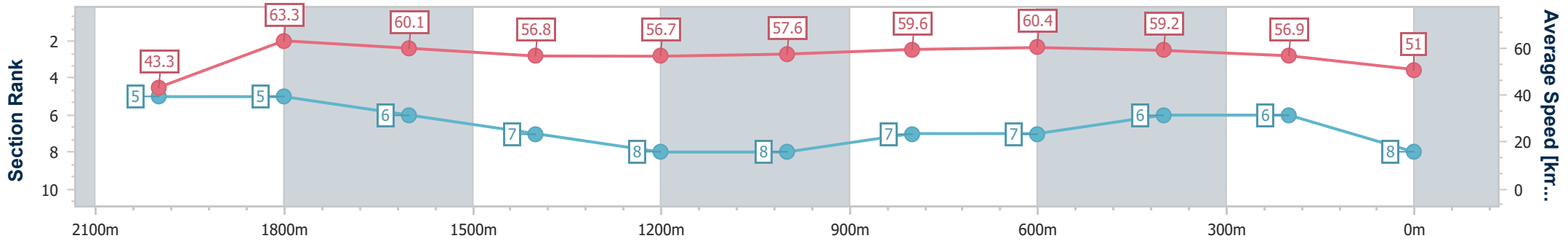
Race 1: TAB IPSWICH CUP 22 JUNE Maiden Plate - 2150m

11 May 2024 - 12:14



Track Rating: Soft 5, Weather: Fine, Rail Position: +2.0M Entire

Section	Overall	2000m	1800m	1600m	1400m	1200m	1000m	800m	600m	400m	200m
Section Times	2:16.84 [8] (0:12.43)	2:04.41 [5] (0:11.38)	1:53.03 [5] (0:11.91)	1:41.12 [6] (0:12.71)	1:28.41 [7] (0:12.67)	1:15.74 [8] (0:12.51)	1:03.23 [8] (0:12.11)	0:51.12 [7] (0:11.98)	0:39.14 [7] (0:12.27)	0:26.87 [6] (0:12.79)	0:14.08 [6] (0:14.08)
Average Speed [km/h]	43.3	63.3	60.1	56.8	56.7	57.6	59.6	60.4	59.2	56.9	51.0
Top Speed [km/h]	60.8	64.3	63.6	57.9	58.6	58.3	61.1	61.2	59.9	58.4	55.5
Avg. Dist. to Rail [m]	1.9	0.9	0.7	0.1	0.2	0.4	0.3	1.1	2.6	3.1	6.0
Avg. Stride Freq. [Hz]	2.1	2.2	2.2	2.1	2.1	2.1	2.2	2.2	2.2	2.2	2.1
Avg. Stride Length [m]	5.9	7.8	7.6	7.5	7.5	7.6	7.6	7.7	7.4	7.3	6.9



- [] Ranking at each section and finish
- .-.- No data available at this section
- NA No data available



Horse/Jockey Name	Snag Da Beans
Final Rank	9
Fastest Section Time (Section)	0:11.40 (2000m)
Top Speed [km/h] (Section)	64.3 (1800m)
Race State	Finished



Ipswich QLD Professional

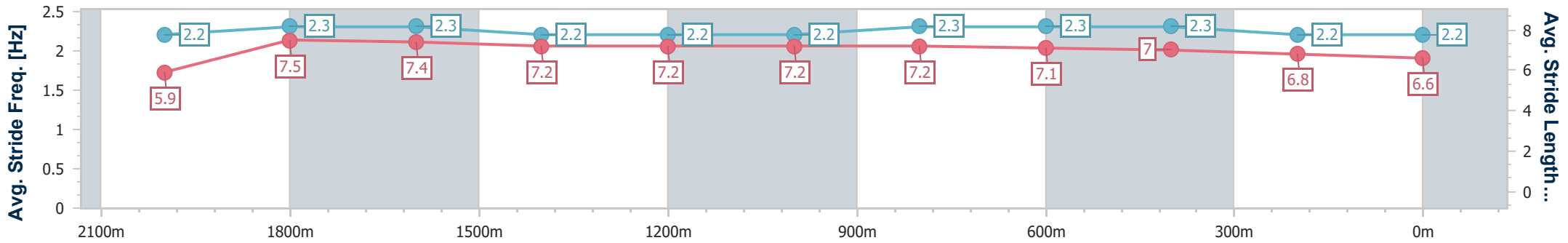
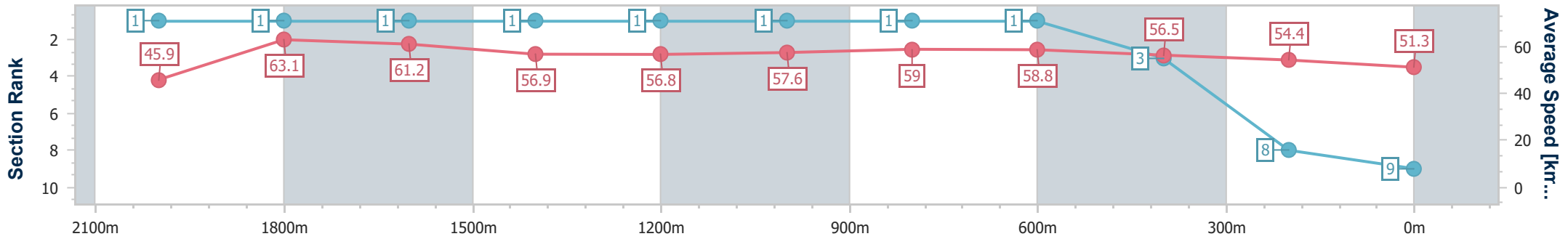
Race 1: TAB IPSWICH CUP 22 JUNE Maiden Plate - 2150m

11 May 2024 - 12:14

Track Rating: Soft 5, Weather: Fine, Rail Position: +2.0M Entire



Section	Overall	2000m	1800m	1600m	1400m	1200m	1000m	800m	600m	400m	200m
Section Times	2:16.93 [9] (0:11.72)	2:05.21 [1] (0:11.40)	1:53.81 [1] (0:11.65)	1:42.16 [1] (0:12.67)	1:29.49 [1] (0:12.69)	1:16.80 [1] (0:12.47)	1:04.33 [1] (0:12.20)	0:52.13 [1] (0:12.26)	0:39.87 [1] (0:12.69)	0:27.18 [3] (0:13.16)	0:14.02 [8] (0:14.02)
Average Speed [km/h]	45.9	63.1	61.2	56.9	56.8	57.6	59.0	58.8	56.5	54.4	51.3
Top Speed [km/h]	61.6	64.2	64.3	58.3	57.2	58.1	59.3	59.1	57.5	55.7	53.3
Avg. Dist. to Rail [m]	1.2	1.1	1.1	0.2	0.1	0.2	0.1	0.5	0.8	0.9	1.1
Avg. Stride Freq. [Hz]	2.2	2.3	2.3	2.2	2.2	2.2	2.3	2.3	2.3	2.2	2.2
Avg. Stride Length [m]	5.9	7.5	7.4	7.2	7.2	7.2	7.2	7.1	7.0	6.8	6.6



- [] Ranking at each section and finish
- .-.- No data available at this section
- NA No data available

Ipswich QLD Professional

Race 2: SEVEN NEWS QTIS Two-Year-Old Maiden Plate - 800m

11 May 2024 - 12:50

Track Rating: Soft 5, Weather: Fine, Rail Position: +2.0M Entire

Section										Last 600m		
Field Times		Overall	600m	400m	200m						0:32.45	
		0:45.89 (0:13.44)	0:32.45 (0:10.33)	0:22.12 (0:10.91)	0:11.21 (0:11.21)							
Rank	TAB	Horse/Jockey	Barrier	Top Speed [km/h]	Fastest Section					Margin	Distance Travelled [m]	
1	13	ZATANNA Emily Lang	6	71.5 600m	0:10.27 600m	0:45.89 [1] (0:13.50)	0:32.39 [2] (0:10.27)	0:22.12 [1] (0:10.91)	0:11.21 [1] (0:11.21)	0:45.89	0:32.39	
2	1	INVADING JILLY Dale Smith	1	70.0 Overall	0:10.54 600m	0:47.03 [2] (0:13.77)	0:33.26 [4] (0:10.54)	0:22.72 [4] (0:11.11)	0:11.61 [4] (0:11.61)	1.14L	0:33.26	-3
3	5	ARATIRI Jai Williams	3	70.2 600m	0:10.37 600m	0:47.04 [3] (0:14.19)	0:32.85 [7] (0:10.37)	0:22.48 [5] (0:10.99)	0:11.49 [5] (0:11.49)	0.01L	0:32.85	-2
4	8	CROATIAN QUEEN Nozi Tomizawa	10	72.0 600m	0:10.42 600m	0:47.19 [4] (0:13.44)	0:33.75 [1] (0:10.42)	0:23.33 [2] (0:11.25)	0:12.08 [2] (0:12.08)	0.15L	0:33.75	+4
5	11	RIVELLY Cody Collis	5	69.3 600m	0:10.66 600m	0:47.34 [5] (0:13.90)	0:33.44 [5] (0:10.66)	0:22.78 [6] (0:11.08)	0:11.70 [6] (0:11.70)	0.15L	0:33.44	+3
6	10	GAGNANTE ENCHERE Dan McGillivray	7	69.3 600m	0:10.70 600m	0:47.36 [6] (0:13.94)	0:33.42 [6] (0:10.70)	0:22.72 [7] (0:11.03)	0:11.69 [7] (0:11.69)	0.02L	0:33.42	+4
7	7	BOBBI DARLIN' Casey Waddell	8	70.7 Overall	0:10.43 600m	0:47.61 [7] (0:13.57)	0:34.04 [3] (0:10.43)	0:23.61 [3] (0:11.29)	0:12.32 [3] (0:12.32)	0.25L	0:34.04	+0
8	4	SUGAR ISLAND Nathan Evans	11	65.2 Overall	0:11.34 600m	0:48.94 [8] (0:14.19)	0:34.75 [8] (0:11.34)	0:23.41 [8] (0:11.48)	0:11.93 [8] (0:11.93)	1.33L	0:34.75	+0

Scratched: Tessatori (#12), Invisible Target (#2), Barbra (#6), Daitanna (#9), Podium Star (#3)



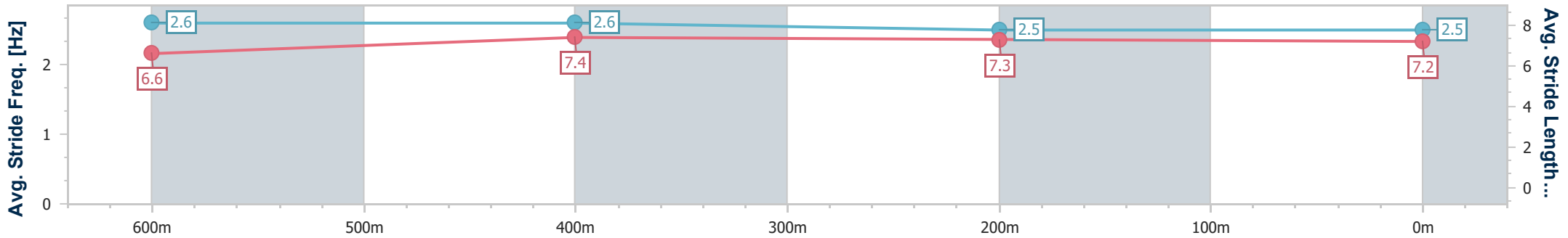
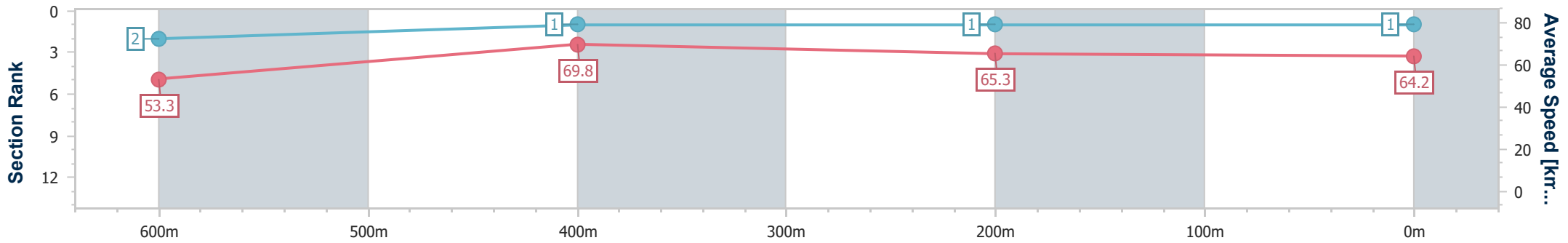
Horse/Jockey Name	Zatanna
Final Rank	1
Fastest Section Time (Section)	0:10.27 (600m)
Top Speed [km/h] (Section)	71.5 (600m)
Race State	Finished



Ipswich QLD Professional
 Race 2: SEVEN NEWS QTIS Two-Year-Old Maiden Plate - 800m
 11 May 2024 - 12:50
 Track Rating: Soft 5, Weather: Fine, Rail Position: +2.0M Entire



Section	Overall	600m	400m	200m
Section Times	0:45.89 [1] (0:13.50)	0:32.39 [2] (0:10.27)	0:22.12 [1] (0:10.91)	0:11.21 [1] (0:11.21)
Average Speed [km/h]	53.3	69.8	65.3	64.2
Top Speed [km/h]	71.0	71.5	67.0	65.4
Avg. Dist. to Rail [m]	2.9	1.4	2.0	0.4
Avg. Stride Freq. [Hz]	2.6	2.6	2.5	2.5
Avg. Stride Length [m]	6.6	7.4	7.3	7.2



- [] Ranking at each section and finish
- .-.- No data available at this section
- NA No data available



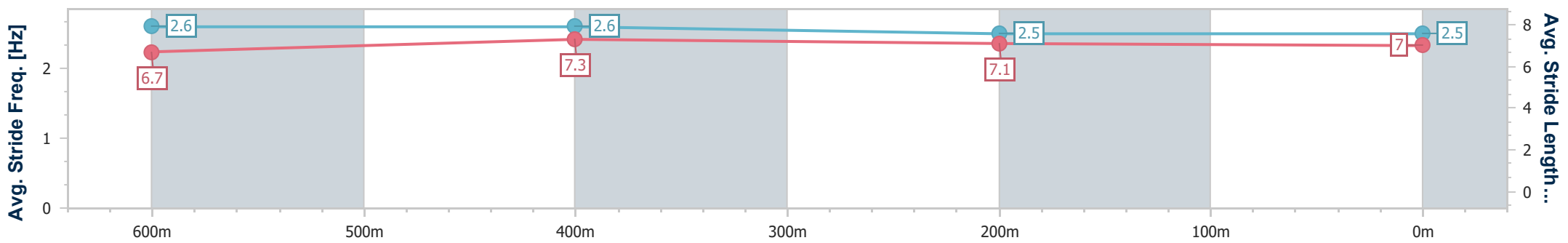
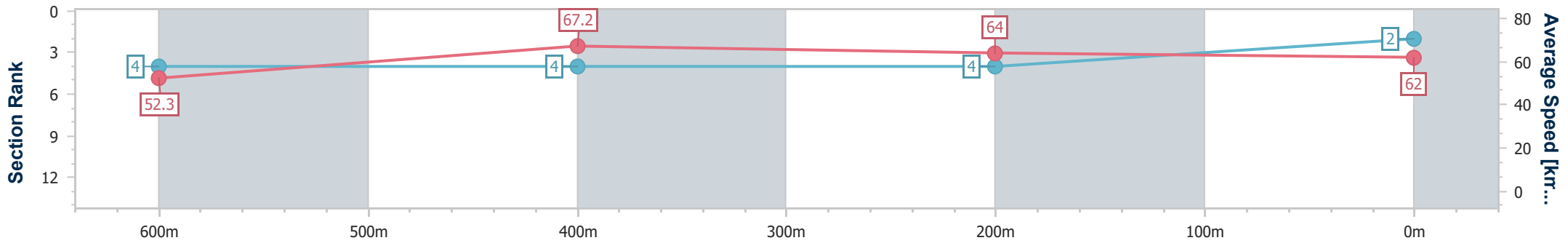
Horse/Jockey Name	Invading Jilly
Final Rank	2
Fastest Section Time (Section)	0:10.54 (600m)
Top Speed [km/h] (Section)	70.0 (Overall)
Race State	Finished



Ipswich QLD Professional
 Race 2: SEVEN NEWS QTIS Two-Year-Old Maiden Plate - 800m
 11 May 2024 - 12:50
 Track Rating: Soft 5, Weather: Fine, Rail Position: +2.0M Entire



Section	Overall	600m	400m	200m
Section Times	0:47.03 [2] (0:13.77)	0:33.26 [4] (0:10.54)	0:22.72 [4] (0:11.11)	0:11.61 [4] (0:11.61)
Average Speed [km/h]	52.3	67.2	64.0	62.0
Top Speed [km/h]	70.0	69.9	65.3	62.6
Avg. Dist. to Rail [m]	1.2	2.9	2.8	0.4
Avg. Stride Freq. [Hz]	2.6	2.6	2.5	2.5
Avg. Stride Length [m]	6.7	7.3	7.1	7.0



- [] Ranking at each section and finish
- .-.- No data available at this section
- NA No data available



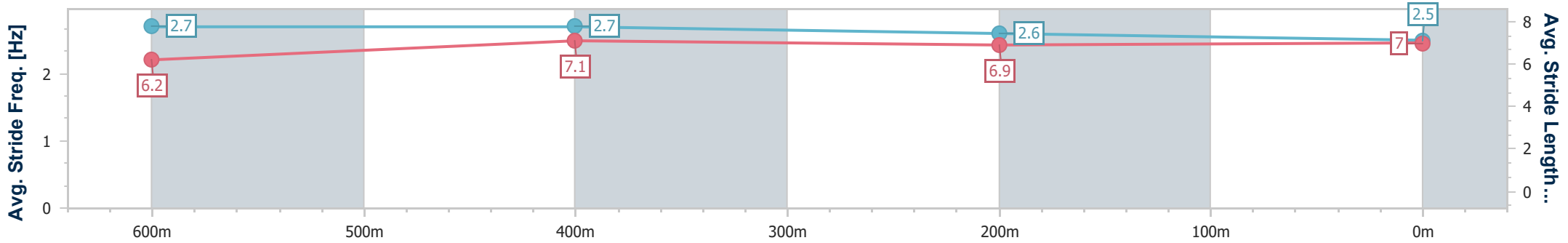
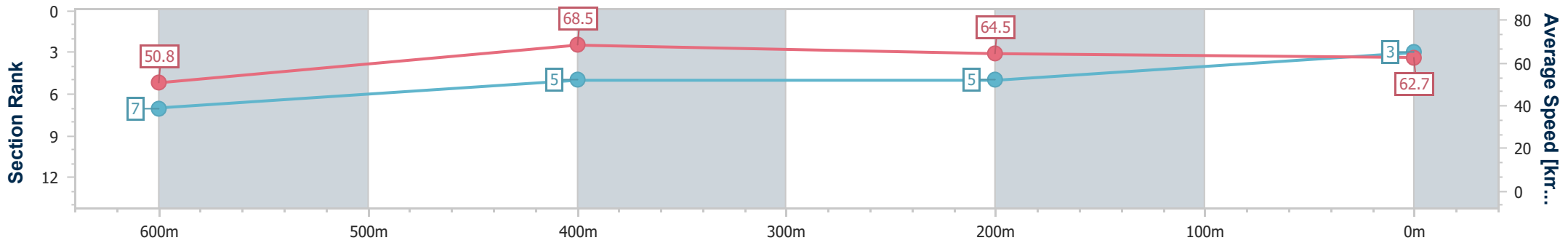
Horse/Jockey Name	Aratiri
Final Rank	3
Fastest Section Time (Section)	0:10.37 (600m)
Top Speed [km/h] (Section)	70.2 (600m)
Race State	Finished



Ipswich QLD Professional
 Race 2: SEVEN NEWS QTIS Two-Year-Old Maiden Plate - 800m
 11 May 2024 - 12:50
 Track Rating: Soft 5, Weather: Fine, Rail Position: +2.0M Entire



Section	Overall	600m	400m	200m
Section Times	0:47.04 [3] (0:14.19)	0:32.85 [7] (0:10.37)	0:22.48 [5] (0:10.99)	0:11.49 [5] (0:11.49)
Average Speed [km/h]	50.8	68.5	64.5	62.7
Top Speed [km/h]	69.7	70.2	66.7	63.8
Avg. Dist. to Rail [m]	1.0	2.6	2.5	3.7
Avg. Stride Freq. [Hz]	2.7	2.7	2.6	2.5
Avg. Stride Length [m]	6.2	7.1	6.9	7.0



- [] Ranking at each section and finish
- .-.- No data available at this section
- NA No data available



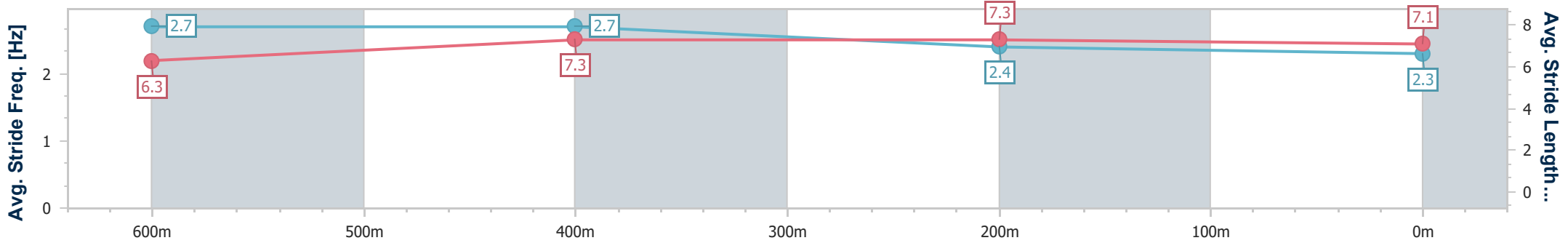
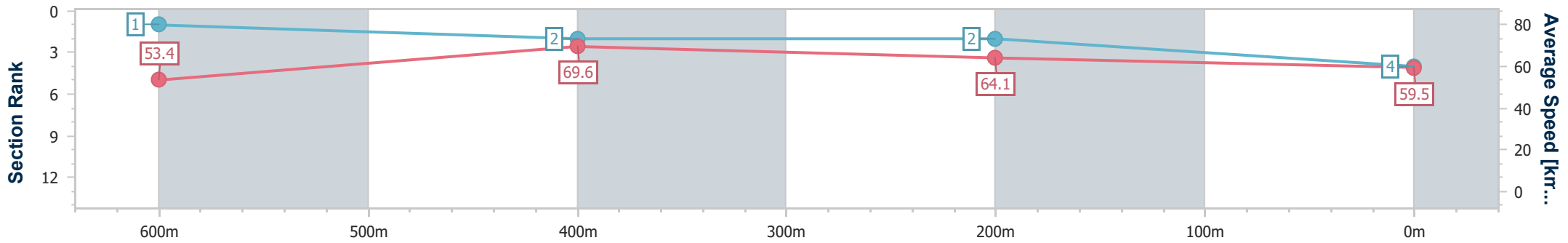
Horse/Jockey Name	Croatian Queen
Final Rank	4
Fastest Section Time (Section)	0:10.42 (600m)
Top Speed [km/h] (Section)	72.0 (600m)
Race State	Finished



Ipswich QLD Professional
 Race 2: SEVEN NEWS QTIS Two-Year-Old Maiden Plate - 800m
 11 May 2024 - 12:50
 Track Rating: Soft 5, Weather: Fine, Rail Position: +2.0M Entire



Section	Overall	600m	400m	200m
Section Times	0:47.19 [4] (0:13.44)	0:33.75 [1] (0:10.42)	0:23.33 [2] (0:11.25)	0:12.08 [2] (0:12.08)
Average Speed [km/h]	53.4	69.6	64.1	59.5
Top Speed [km/h]	71.6	72.0	66.3	62.5
Avg. Dist. to Rail [m]	7.2	2.4	0.7	1.1
Avg. Stride Freq. [Hz]	2.7	2.7	2.4	2.3
Avg. Stride Length [m]	6.3	7.3	7.3	7.1



- [] Ranking at each section and finish
- .-.- No data available at this section
- NA No data available



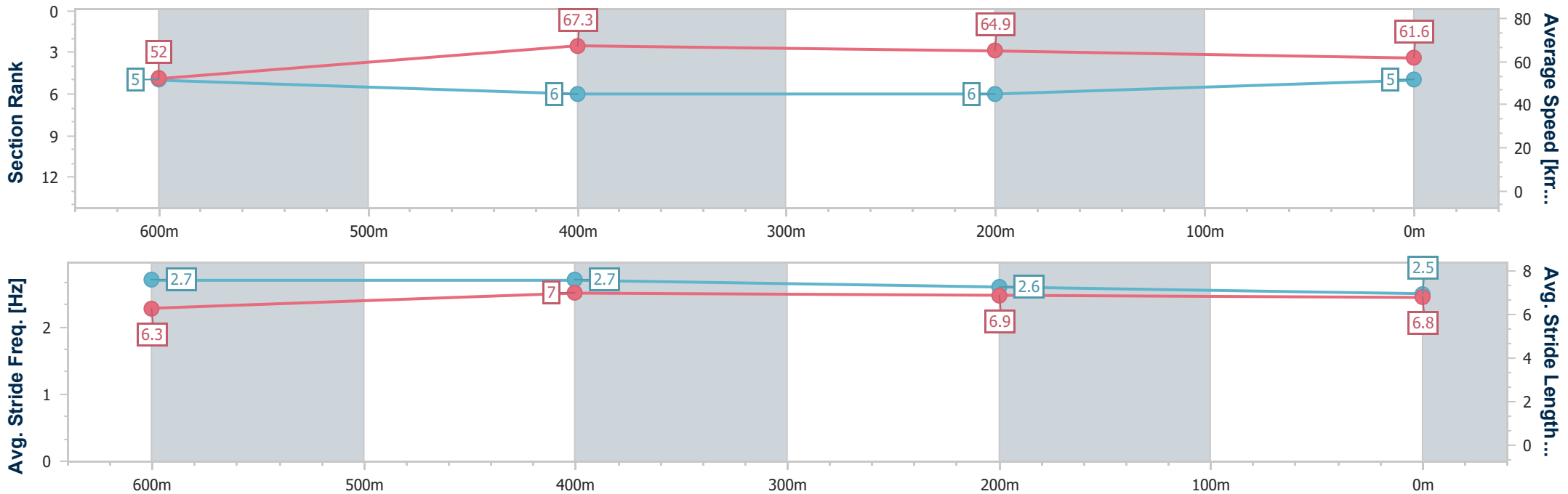
Horse/Jockey Name	Rivelly
Final Rank	5
Fastest Section Time (Section)	0:10.66 (600m)
Top Speed [km/h] (Section)	69.3 (600m)
Race State	Finished



Ipswich QLD Professional
 Race 2: SEVEN NEWS QTIS Two-Year-Old Maiden Plate - 800m
 11 May 2024 - 12:50
 Track Rating: Soft 5, Weather: Fine, Rail Position: +2.0M Entire



Section	Overall	600m	400m	200m
Section Times	0:47.34 [5] (0:13.90)	0:33.44 [5] (0:10.66)	0:22.78 [6] (0:11.08)	0:11.70 [6] (0:11.70)
Average Speed [km/h]	52.0	67.3	64.9	61.6
Top Speed [km/h]	67.3	69.3	65.4	64.1
Avg. Dist. to Rail [m]	3.5	0.9	1.1	2.7
Avg. Stride Freq. [Hz]	2.7	2.7	2.6	2.5
Avg. Stride Length [m]	6.3	7.0	6.9	6.8



- [] Ranking at each section and finish
- .-.- No data available at this section
- NA No data available



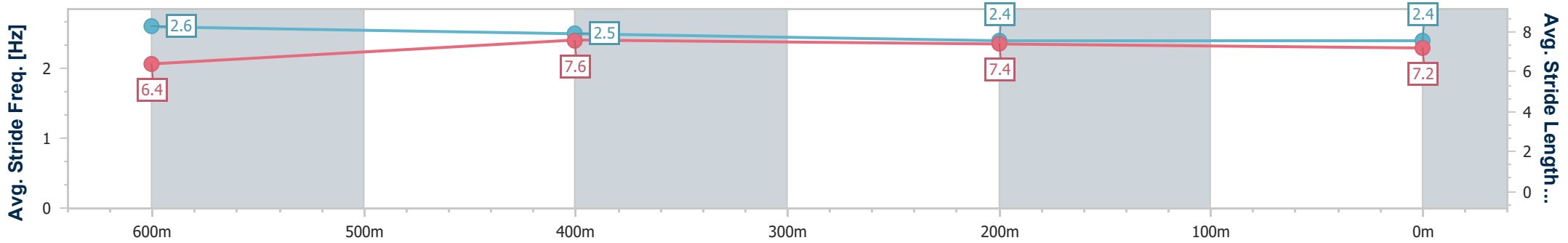
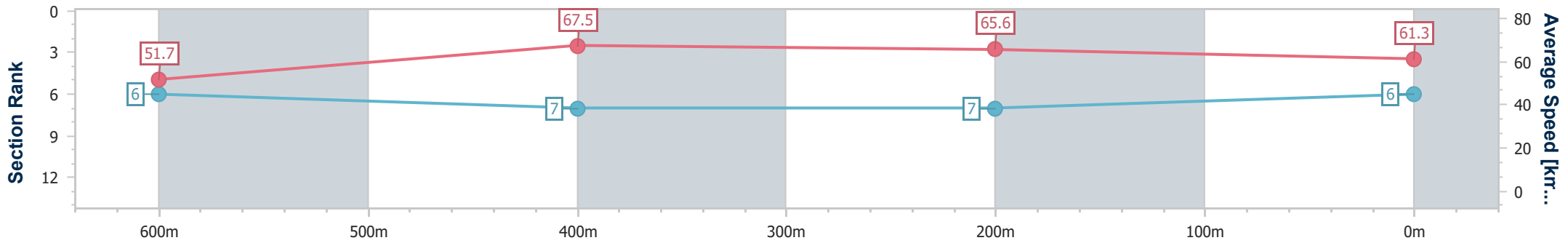
Horse/Jockey Name	Gagnante Enchere
Final Rank	6
Fastest Section Time (Section)	0:10.70 (600m)
Top Speed [km/h] (Section)	69.3 (600m)
Race State	Finished



Ipswich QLD Professional
 Race 2: SEVEN NEWS QTIS Two-Year-Old Maiden Plate - 800m
 11 May 2024 - 12:50
 Track Rating: Soft 5, Weather: Fine, Rail Position: +2.0M Entire



Section	Overall	600m	400m	200m
Section Times	0:47.36 [6] (0:13.94)	0:33.42 [6] (0:10.70)	0:22.72 [7] (0:11.03)	0:11.69 [7] (0:11.69)
Average Speed [km/h]	51.7	67.5	65.6	61.3
Top Speed [km/h]	69.3	69.3	66.9	64.4
Avg. Dist. to Rail [m]	4.6	1.7	1.3	4.5
Avg. Stride Freq. [Hz]	2.6	2.5	2.4	2.4
Avg. Stride Length [m]	6.4	7.6	7.4	7.2



- [] Ranking at each section and finish
- .-.- No data available at this section
- NA No data available



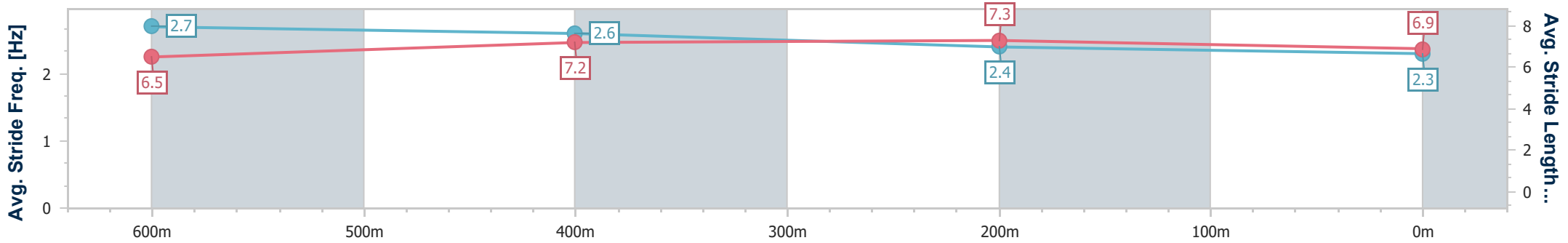
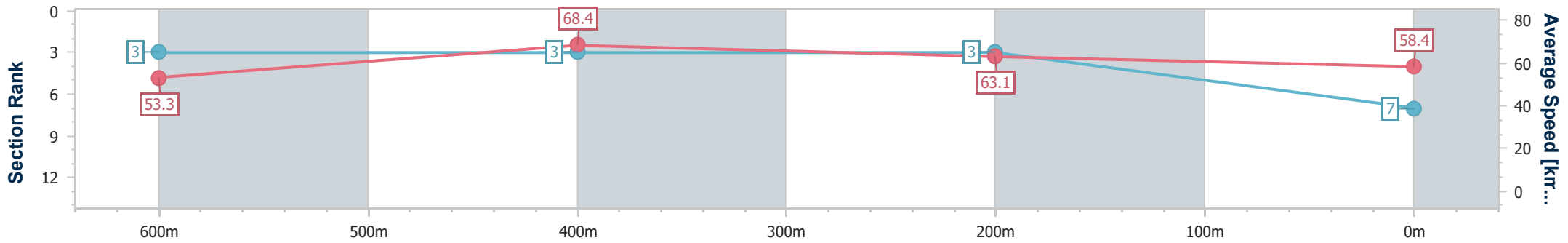
Horse/Jockey Name	Bobbi Darlin'
Final Rank	7
Fastest Section Time (Section)	0:10.43 (600m)
Top Speed [km/h] (Section)	70.7 (Overall)
Race State	Finished



Ipswich QLD Professional
 Race 2: SEVEN NEWS QTIS Two-Year-Old Maiden Plate - 800m
 11 May 2024 - 12:50
 Track Rating: Soft 5, Weather: Fine, Rail Position: +2.0M Entire



Section	Overall	600m	400m	200m
Section Times	0:47.61 [7] (0:13.57)	0:34.04 [3] (0:10.43)	0:23.61 [3] (0:11.29)	0:12.32 [3] (0:12.32)
Average Speed [km/h]	53.3	68.4	63.1	58.4
Top Speed [km/h]	70.7	70.7	66.0	61.0
Avg. Dist. to Rail [m]	5.4	1.9	2.6	0.8
Avg. Stride Freq. [Hz]	2.7	2.6	2.4	2.3
Avg. Stride Length [m]	6.5	7.2	7.3	6.9



- [] Ranking at each section and finish
- .-.- No data available at this section
- NA No data available



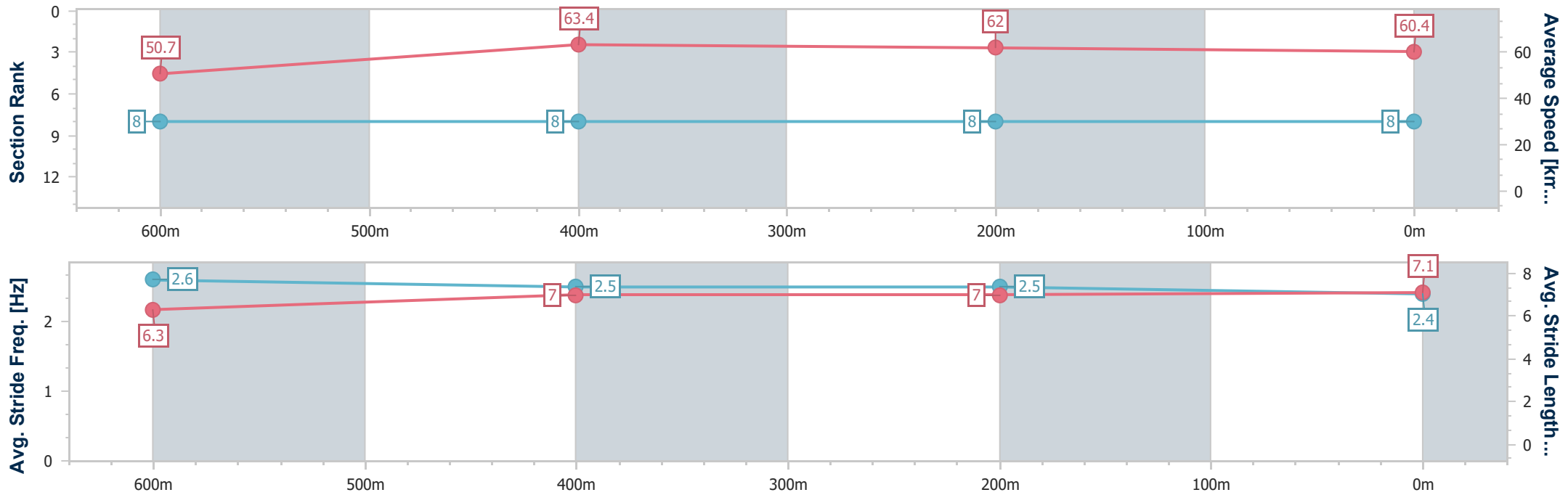
Horse/Jockey Name	Sugar Island
Final Rank	8
Fastest Section Time (Section)	0:11.34 (600m)
Top Speed [km/h] (Section)	65.2 (Overall)
Race State	Finished



Ipswich QLD Professional
 Race 2: SEVEN NEWS QTIS Two-Year-Old Maiden Plate - 800m
 11 May 2024 - 12:50
 Track Rating: Soft 5, Weather: Fine, Rail Position: +2.0M Entire



Section	Overall	600m	400m	200m
Section Times	0:48.94 [8] (0:14.19)	0:34.75 [8] (0:11.34)	0:23.41 [8] (0:11.48)	0:11.93 [8] (0:11.93)
Average Speed [km/h]	50.7	63.4	62.0	60.4
Top Speed [km/h]	65.2	65.1	62.8	62.1
Avg. Dist. to Rail [m]	8.2	3.4	1.8	0.7
Avg. Stride Freq. [Hz]	2.6	2.5	2.5	2.4
Avg. Stride Length [m]	6.3	7.0	7.0	7.1



- [] Ranking at each section and finish
- .-.- No data available at this section
- NA No data available

Track Rating: Soft 5, Weather: Fine, Rail Position: +2m Entire

Section		Field Times												
Rank	TAB	Horse/Jockey	Barrier	Top Speed [km/h]	Fastest Section	Overall	1400m	1200m	1000m	800m	600m	400m	Last 600m	Distance Travelled [m]
1	2	THIS'LLBETHEONE Cody Collis	1	66.5	0:11.29	1:41.82 [1] (0:17.78)	1:23.91 [2] (0:11.29)	1:12.62 [3] (0:12.13)	1:00.49 [3] (0:12.38)	0:48.11 [4] (0:12.24)	0:35.87 [4] (0:11.85)	0:24.02 [4] (0:11.91)	0:35.87	
2	6	PERSEVERE Emily Lang	4	66.3	0:11.37	1:41.94 [2] (0:18.00)	1:23.94 [3] (0:11.37)	1:12.57 [4] (0:12.02)	1:00.55 [4] (0:12.32)	0:48.23 [3] (0:12.15)	0:36.08 [3] (0:11.79)	0:24.29 [3] (0:11.97)	0:36.08	+3
3	8	APERITIVO Dale Smith	2	66.1	0:11.38	1:41.96 [3] (0:18.08)	1:23.88 [5] (0:11.38)	1:12.50 [5] (0:12.11)	1:00.39 [5] (0:12.44)	0:47.95 [5] (0:12.16)	0:35.79 [5] (0:11.84)	0:23.95 [6] (0:11.88)	0:35.79	+1
4	5	MORE TROUBLE Jag Guthmann-Chester	6	67.1	0:11.38	1:41.98 [4] (0:18.47)	1:23.51 [8] (0:11.38)	1:12.13 [8] (0:11.99)	1:00.14 [7] (0:12.38)	0:47.76 [7] (0:12.10)	0:35.66 [8] (0:11.78)	0:23.88 [7] (0:11.86)	0:35.66	+3
5	4	EXTRAORDINAIRE Justin Huxtable	9	68.6	0:11.20	1:42.47 [5] (0:17.78)	1:24.69 [1] (0:11.20)	1:13.49 [1] (0:12.06)	1:01.43 [1] (0:12.39)	0:49.04 [1] (0:12.23)	0:36.81 [2] (0:11.85)	0:24.96 [1] (0:12.04)	0:36.81	+0
6	9	SHOPPING WISE Rikki Jamieson	8	65.2	0:11.49	1:42.51 [6] (0:18.49)	1:24.02 [9] (0:11.49)	1:12.53 [9] (0:12.27)	1:00.26 [9] (0:12.29)	0:47.97 [9] (0:12.08)	0:35.89 [9] (0:11.83)	0:24.06 [9] (0:11.76)	0:35.89	+4
7	7	SHY GUY Boris Thornton	5	65.9	0:11.51	1:42.64 [7] (0:18.03)	1:24.61 [4] (0:11.51)	1:13.10 [6] (0:12.10)	1:01.00 [6] (0:12.42)	0:48.58 [6] (0:12.13)	0:36.45 [6] (0:11.72)	0:24.73 [5] (0:12.08)	0:36.45	+7
8	3	TIP OF THE SPEAR Jai Williams	10	68.7	0:11.01	1:42.85 [8] (0:18.09)	1:24.76 [6] (0:11.01)	1:13.75 [2] (0:12.01)	1:01.74 [2] (0:12.34)	0:49.40 [2] (0:12.18)	0:37.22 [1] (0:11.91)	0:25.31 [2] (0:12.25)	0:37.22	+3
9	10	SHOWSUMGRIT Anthony Allen	3	64.3	0:11.55	1:43.05 [9] (0:18.26)	1:24.79 [7] (0:11.55)	1:13.24 [7] (0:12.09)	1:01.15 [8] (0:12.39)	0:48.76 [8] (0:12.02)	0:36.74 [7] (0:11.96)	0:24.78 [8] (0:12.23)	0:36.74	+5

Scratched: Tavis Town (#1)

Track Rating: Soft 5, Weather: Fine, Rail Position: +2m Entire

Section				200m				Last 600m	
Field Times				0:12.27 (0:12.27)				0:36.19	
Rank	TAB	Horse/Jockey	Barrier	Top Speed [km/h]	Fastest Section	Margin			Distance Travelled [m]
1	2	THIS'LLBETHEONE Cody Collis	1	66.5 Overall	0:11.29 1400m	0:12.11 [3] (0:12.11)	1:41.82		0:35.87
2	6	PERSEVERE Emily Lang	4	66.3 Overall	0:11.37 1400m	0:12.32 [2] (0:12.32)	0.12L		0:36.08 +3
3	8	APERITIVO Dale Smith	2	66.1 1400m	0:11.38 1400m	0:12.07 [5] (0:12.07)	0.02L		0:35.79 +1
4	5	MORE TROUBLE Jag Guthmann-Chester	6	67.1 Overall	0:11.38 1400m	0:12.02 [6] (0:12.02)	0.02L		0:35.66 +3
5	4	EXTRAORDINAIRE Justin Huxtable	9	68.6 Overall	0:11.20 1400m	0:12.92 [1] (0:12.92)	0.49L		0:36.81 +0
6	9	SHOPPING WISE Rikki Jamieson	8	65.2 Overall	0:11.49 1400m	0:12.30 [8] (0:12.30)	0.04L		0:35.89 +4
7	7	SHY GUY Boris Thornton	5	65.9 Overall	0:11.51 1400m	0:12.65 [7] (0:12.65)	0.13L		0:36.45 +7
8	3	TIP OF THE SPEAR Jai Williams	10	68.7 1400m	0:11.01 1400m	0:13.06 [4] (0:13.06)	0.21L		0:37.22 +3
9	10	SHOWSUMGRIT Anthony Allen	3	64.3 Overall	0:11.55 1400m	0:12.55 [9] (0:12.55)	0.2L		0:36.74 +5

Scratched: Tavis Town (#1)



Horse/Jockey Name	This'llbetheone
Final Rank	1
Fastest Section Time (Section)	0:11.29 (1400m)
Top Speed [km/h] (Section)	66.5 (Overall)
Race State	Finished



Ipswich QLD Professional

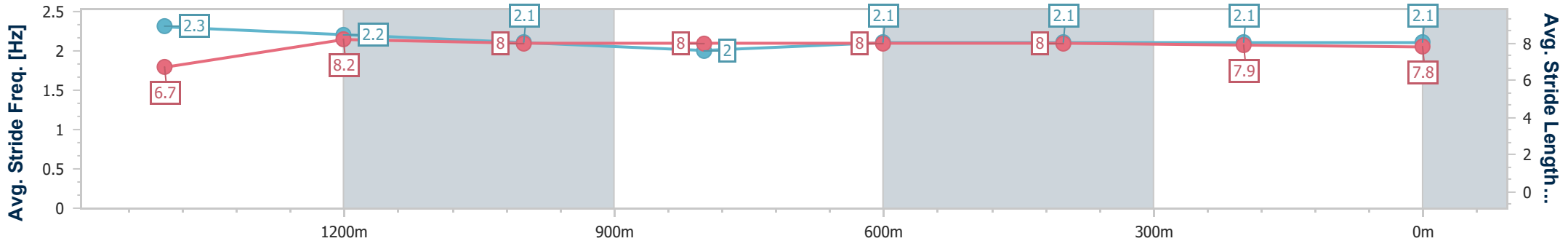
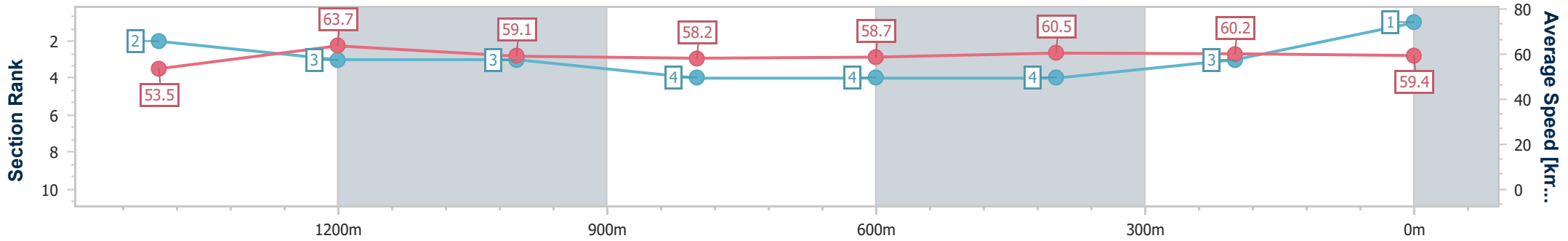
Race 3: IMPERIAL RACING BENCHMARK 70 Handicap - 1666m



11 May 2024 - 13:23

Track Rating: Soft 5, Weather: Fine, Rail Position: +2m Entire

Section	Overall	1400m	1200m	1000m	800m	600m	400m	200m
Section Times	1:41.82 [1] (0:17.91)	1:23.91 [2] (0:11.29)	1:12.62 [3] (0:12.13)	1:00.49 [3] (0:12.38)	0:48.11 [4] (0:12.24)	0:35.87 [4] (0:11.85)	0:24.02 [4] (0:11.91)	0:12.11 [3] (0:12.11)
Average Speed [km/h]	53.5	63.7	59.1	58.2	58.7	60.5	60.2	59.4
Top Speed [km/h]	66.5	66.4	60.3	59.1	59.7	61.1	60.7	60.7
Avg. Dist. to Rail [m]	1.2	0.2	0.3	0.4	0.7	0.7	1.0	0.9
Avg. Stride Freq. [Hz]	2.3	2.2	2.1	2.0	2.1	2.1	2.1	2.1
Avg. Stride Length [m]	6.7	8.2	8.0	8.0	8.0	8.0	7.9	7.8



- [] Ranking at each section and finish
- .-.- No data available at this section
- NA No data available



Horse/Jockey Name	Persevere
Final Rank	2
Fastest Section Time (Section)	0:11.37 (1400m)
Top Speed [km/h] (Section)	66.3 (Overall)
Race State	Finished



Ipswich QLD Professional

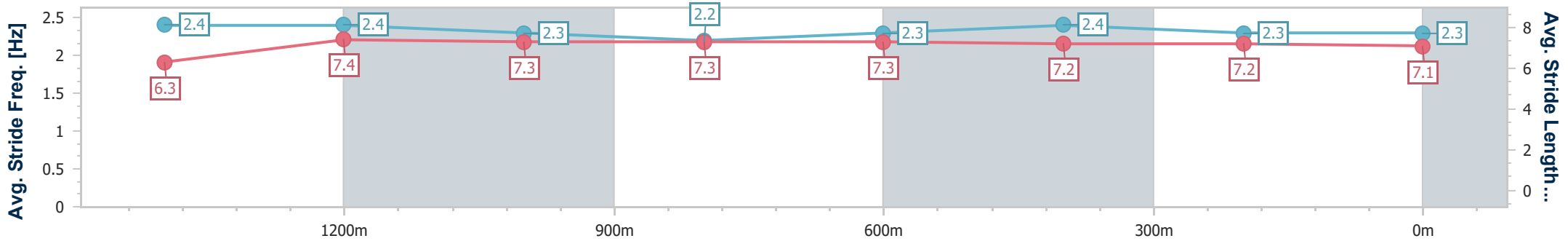
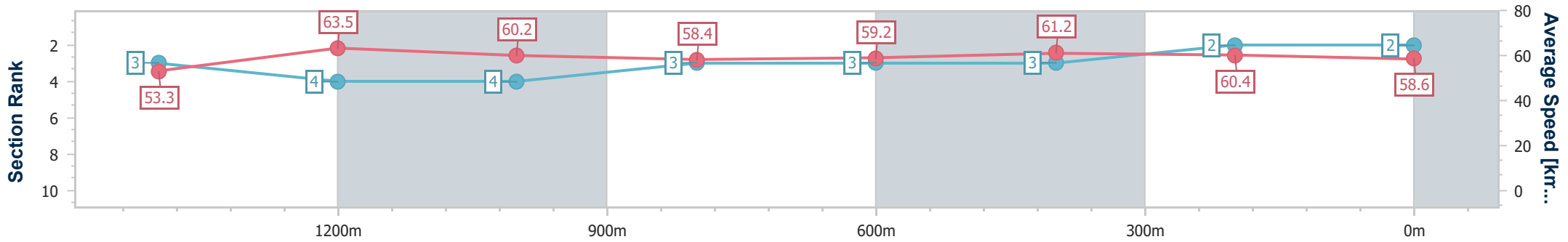
Race 3: IMPERIAL RACING BENCHMARK 70 Handicap - 1666m



11 May 2024 - 13:23

Track Rating: Soft 5, Weather: Fine, Rail Position: +2m Entire

Section	Overall	1400m	1200m	1000m	800m	600m	400m	200m
Section Times	1:41.94 [2] (0:18.00)	1:23.94 [3] (0:11.37)	1:12.57 [4] (0:12.02)	1:00.55 [4] (0:12.32)	0:48.23 [3] (0:12.15)	0:36.08 [3] (0:11.79)	0:24.29 [3] (0:11.97)	0:12.32 [2] (0:12.32)
Average Speed [km/h]	53.3	63.5	60.2	58.4	59.2	61.2	60.4	58.6
Top Speed [km/h]	66.3	65.9	60.8	59.3	59.9	61.8	61.3	60.3
Avg. Dist. to Rail [m]	4.2	0.9	0.5	0.2	0.1	0.6	2.2	4.2
Avg. Stride Freq. [Hz]	2.4	2.4	2.3	2.2	2.3	2.4	2.3	2.3
Avg. Stride Length [m]	6.3	7.4	7.3	7.3	7.3	7.2	7.2	7.1



- [] Ranking at each section and finish
- .-.- No data available at this section
- NA No data available



Horse/Jockey Name	Aperitivo
Final Rank	3
Fastest Section Time (Section)	0:11.38 (1400m)
Top Speed [km/h] (Section)	66.1 (1400m)
Race State	Finished



Ipswich QLD Professional

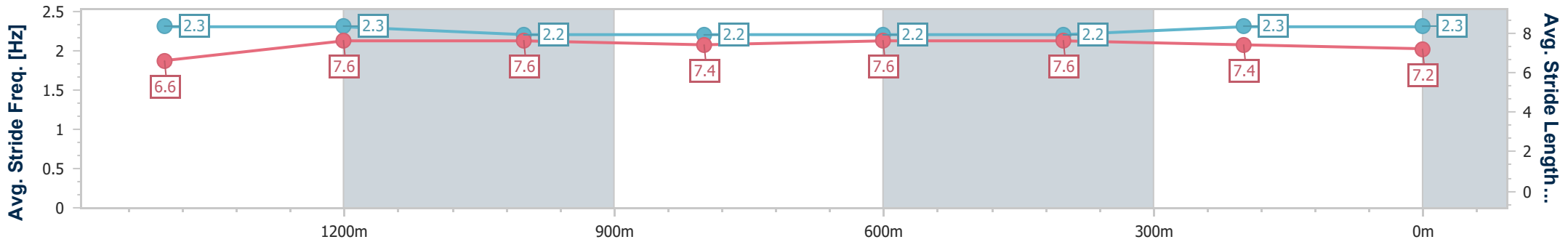
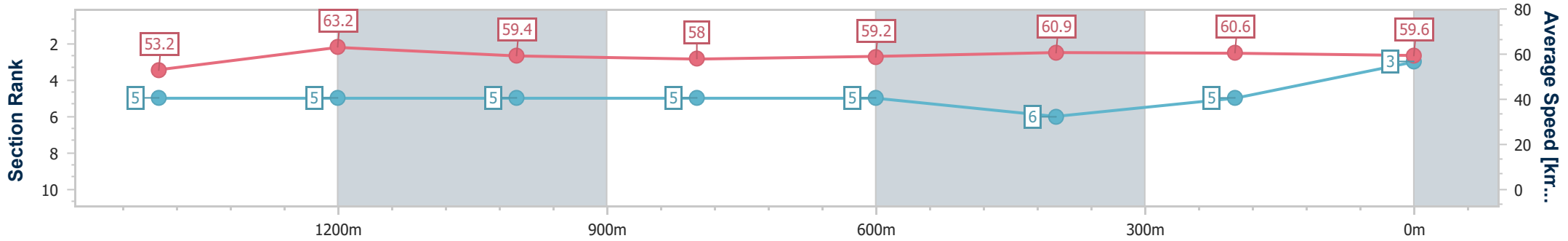
Race 3: IMPERIAL RACING BENCHMARK 70 Handicap - 1666m



11 May 2024 - 13:23

Track Rating: Soft 5, Weather: Fine, Rail Position: +2m Entire

Section	Overall	1400m	1200m	1000m	800m	600m	400m	200m
Section Times	1:41.96 [3] (0:18.08)	1:23.88 [5] (0:11.38)	1:12.50 [5] (0:12.11)	1:00.39 [5] (0:12.44)	0:47.95 [5] (0:12.16)	0:35.79 [5] (0:11.84)	0:23.95 [6] (0:11.88)	0:12.07 [5] (0:12.07)
Average Speed [km/h]	53.2	63.2	59.4	58.0	59.2	60.9	60.6	59.6
Top Speed [km/h]	65.8	66.1	60.4	58.7	59.8	61.2	61.2	61.0
Avg. Dist. to Rail [m]	2.2	0.3	0.2	0.3	0.2	0.4	1.4	5.6
Avg. Stride Freq. [Hz]	2.3	2.3	2.2	2.2	2.2	2.2	2.3	2.3
Avg. Stride Length [m]	6.6	7.6	7.6	7.4	7.6	7.6	7.4	7.2



- [] Ranking at each section and finish
- .-.- No data available at this section
- NA No data available



Horse/Jockey Name	More Trouble
Final Rank	4
Fastest Section Time (Section)	0:11.38 (1400m)
Top Speed [km/h] (Section)	67.1 (Overall)
Race State	Finished



Ipswich QLD Professional

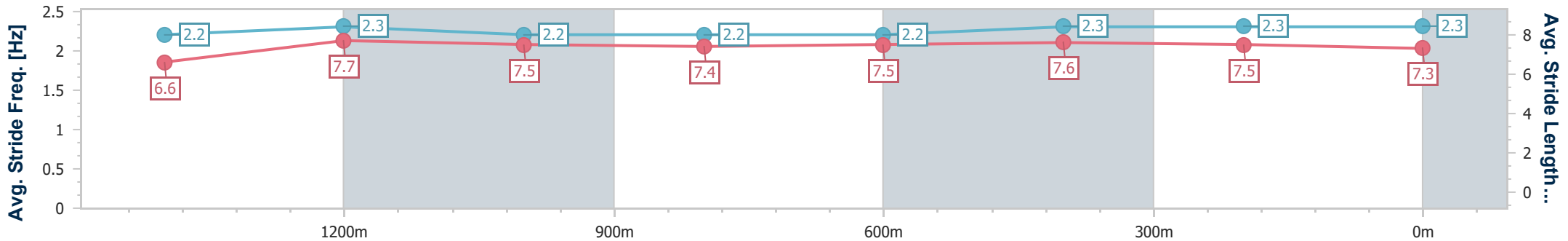
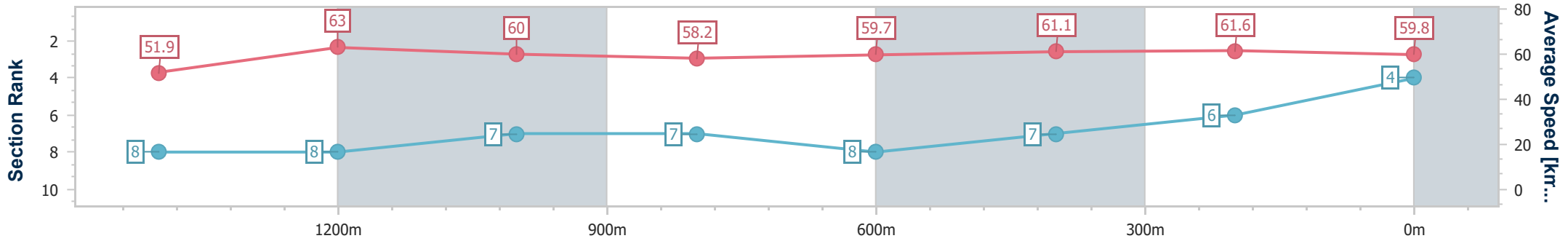
Race 3: IMPERIAL RACING BENCHMARK 70 Handicap - 1666m



11 May 2024 - 13:23

Track Rating: Soft 5, Weather: Fine, Rail Position: +2m Entire

Section	Overall	1400m	1200m	1000m	800m	600m	400m	200m
Section Times	1:41.98 [4] (0:18.47)	1:23.51 [8] (0:11.38)	1:12.13 [8] (0:11.99)	1:00.14 [7] (0:12.38)	0:47.76 [7] (0:12.10)	0:35.66 [8] (0:11.78)	0:23.88 [7] (0:11.86)	0:12.02 [6] (0:12.02)
Average Speed [km/h]	51.9	63.0	60.0	58.2	59.7	61.1	61.6	59.8
Top Speed [km/h]	67.1	65.5	61.4	58.9	60.6	63.0	63.1	61.2
Avg. Dist. to Rail [m]	3.8	0.6	0.4	0.2	0.3	0.9	3.7	6.3
Avg. Stride Freq. [Hz]	2.2	2.3	2.2	2.2	2.2	2.3	2.3	2.3
Avg. Stride Length [m]	6.6	7.7	7.5	7.4	7.5	7.6	7.5	7.3



- [] Ranking at each section and finish
- .-.- No data available at this section
- NA No data available



Horse/Jockey Name	Extraordinaire
Final Rank	5
Fastest Section Time (Section)	0:11.20 (1400m)
Top Speed [km/h] (Section)	68.6 (Overall)
Race State	Finished



Ipswich QLD Professional

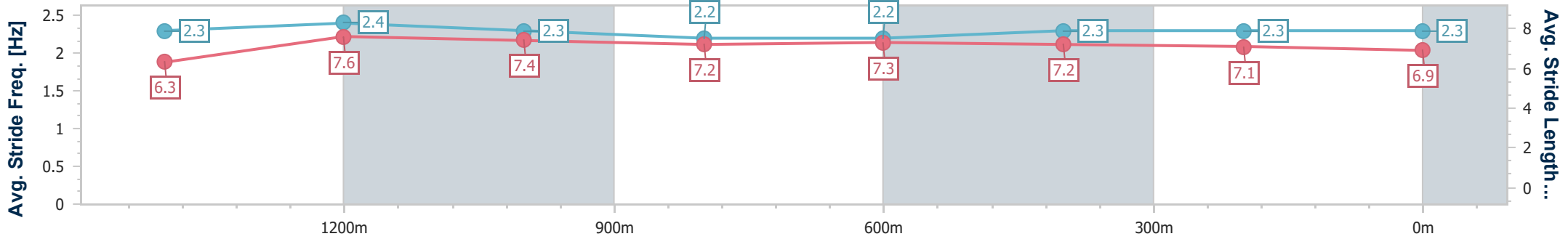
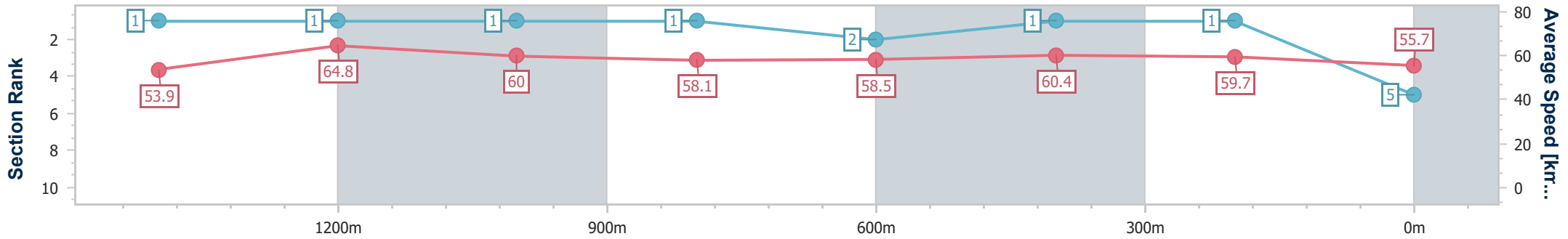
Race 3: IMPERIAL RACING BENCHMARK 70 Handicap - 1666m



11 May 2024 - 13:23

Track Rating: Soft 5, Weather: Fine, Rail Position: +2m Entire

Section	Overall	1400m	1200m	1000m	800m	600m	400m	200m
Section Times	1:42.47 [5] (0:17.78)	1:24.69 [1] (0:11.20)	1:13.49 [1] (0:12.06)	1:01.43 [1] (0:12.39)	0:49.04 [1] (0:12.23)	0:36.81 [2] (0:11.85)	0:24.96 [1] (0:12.04)	0:12.92 [1] (0:12.92)
Average Speed [km/h]	53.9	64.8	60.0	58.1	58.5	60.4	59.7	55.7
Top Speed [km/h]	68.6	68.3	61.8	58.6	59.4	61.0	61.8	57.8
Avg. Dist. to Rail [m]	6.7	1.9	0.5	0.2	0.7	1.2	0.6	1.6
Avg. Stride Freq. [Hz]	2.3	2.4	2.3	2.2	2.2	2.3	2.3	2.3
Avg. Stride Length [m]	6.3	7.6	7.4	7.2	7.3	7.2	7.1	6.9



- [] Ranking at each section and finish
- .-.- No data available at this section
- NA No data available



Horse/Jockey Name	Shopping Wise
Final Rank	6
Fastest Section Time (Section)	0:11.49 (1400m)
Top Speed [km/h] (Section)	65.2 (Overall)
Race State	Finished



Ipswich QLD Professional

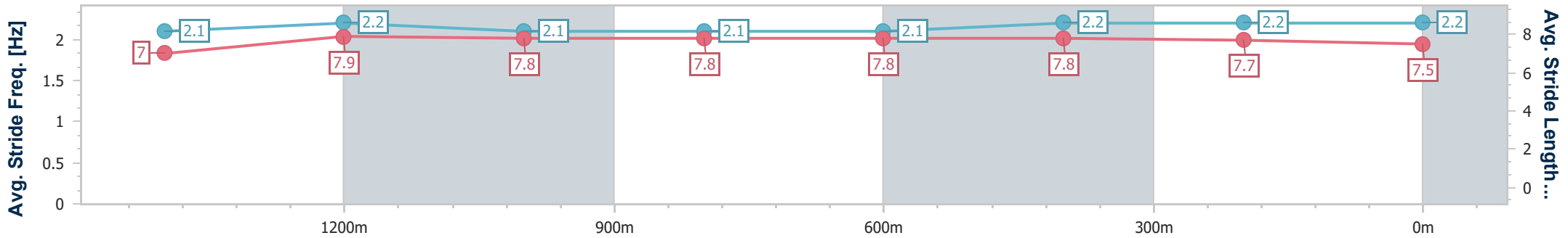
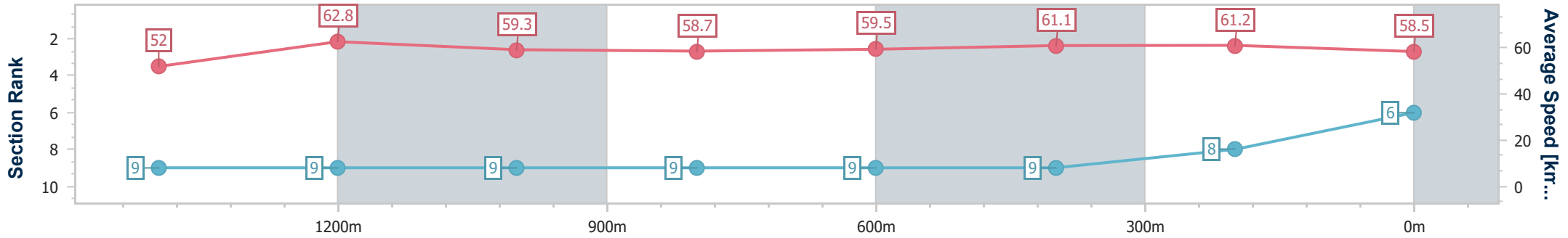
Race 3: IMPERIAL RACING BENCHMARK 70 Handicap - 1666m



11 May 2024 - 13:23

Track Rating: Soft 5, Weather: Fine, Rail Position: +2m Entire

Section	Overall	1400m	1200m	1000m	800m	600m	400m	200m
Section Times	1:42.51 [6] (0:18.49)	1:24.02 [9] (0:11.49)	1:12.53 [9] (0:12.27)	1:00.26 [9] (0:12.29)	0:47.97 [9] (0:12.08)	0:35.89 [9] (0:11.83)	0:24.06 [9] (0:11.76)	0:12.30 [8] (0:12.30)
Average Speed [km/h]	52.0	62.8	59.3	58.7	59.5	61.1	61.2	58.5
Top Speed [km/h]	65.2	64.2	61.0	59.8	60.7	61.5	61.8	60.9
Avg. Dist. to Rail [m]	5.5	1.4	1.5	0.9	0.5	0.6	0.7	0.9
Avg. Stride Freq. [Hz]	2.1	2.2	2.1	2.1	2.1	2.2	2.2	2.2
Avg. Stride Length [m]	7.0	7.9	7.8	7.8	7.8	7.8	7.7	7.5



- [] Ranking at each section and finish
- .-.-.- No data available at this section
- NA No data available



Horse/Jockey Name	Shy Guy
Final Rank	7
Fastest Section Time (Section)	0:11.51 (1400m)
Top Speed [km/h] (Section)	65.9 (Overall)
Race State	Finished



Ipswich QLD Professional

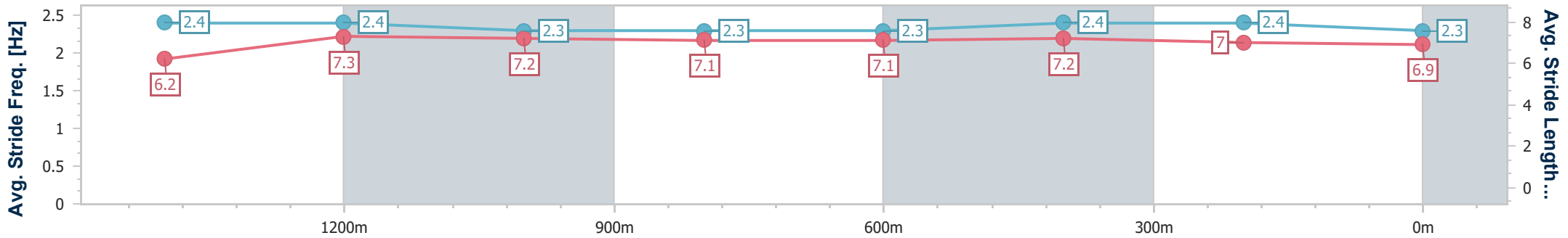
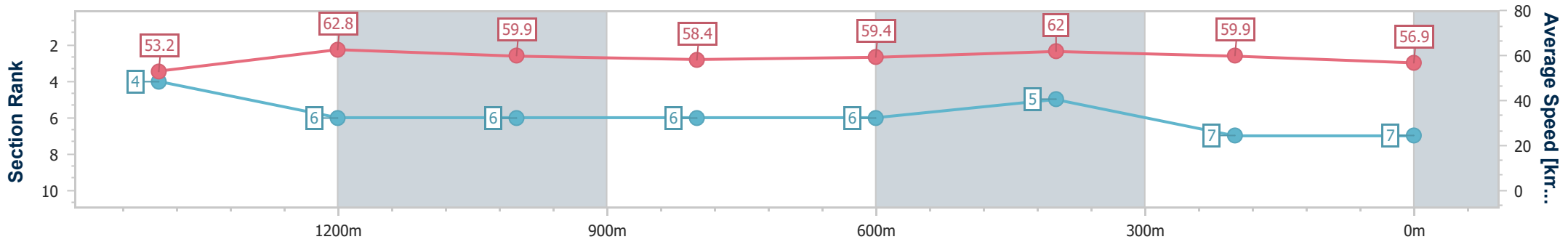
Race 3: IMPERIAL RACING BENCHMARK 70 Handicap - 1666m



11 May 2024 - 13:23

Track Rating: Soft 5, Weather: Fine, Rail Position: +2m Entire

Section	Overall	1400m	1200m	1000m	800m	600m	400m	200m
Section Times	1:42.64 [7] (0:18.03)	1:24.61 [4] (0:11.51)	1:13.10 [6] (0:12.10)	1:01.00 [6] (0:12.42)	0:48.58 [6] (0:12.13)	0:36.45 [6] (0:11.72)	0:24.73 [5] (0:12.08)	0:12.65 [7] (0:12.65)
Average Speed [km/h]	53.2	62.8	59.9	58.4	59.4	62.0	59.9	56.9
Top Speed [km/h]	65.9	65.0	60.9	59.1	60.5	63.0	61.8	59.5
Avg. Dist. to Rail [m]	4.8	1.2	1.6	1.7	1.1	1.6	2.3	4.5
Avg. Stride Freq. [Hz]	2.4	2.4	2.3	2.3	2.3	2.4	2.4	2.3
Avg. Stride Length [m]	6.2	7.3	7.2	7.1	7.1	7.2	7.0	6.9



- [] Ranking at each section and finish
- .-.- No data available at this section
- NA No data available



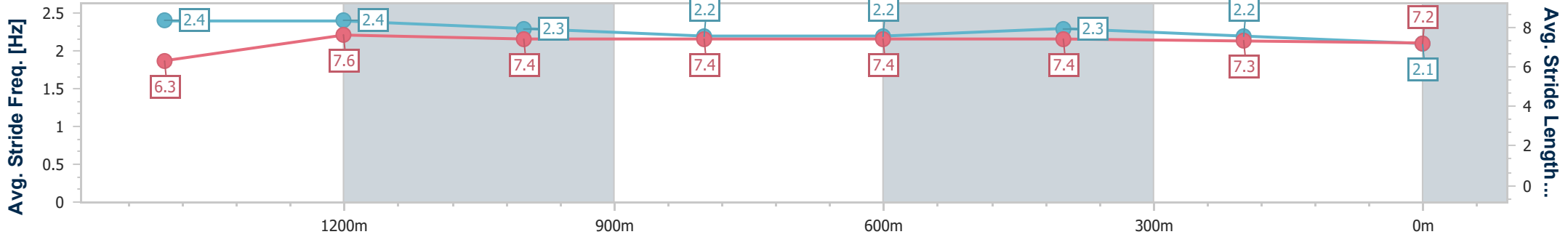
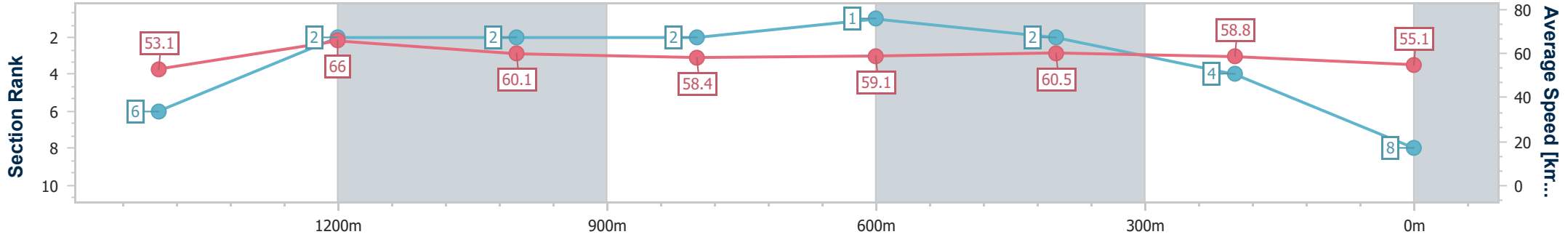
Horse/Jockey Name	Tip Of The Spear
Final Rank	8
Fastest Section Time (Section)	0:11.01 (1400m)
Top Speed [km/h] (Section)	68.7 (1400m)
Race State	Finished



Ipswich QLD Professional
 Race 3: IMPERIAL RACING BENCHMARK 70 Handicap - 1666m
 11 May 2024 - 13:23
 Track Rating: Soft 5, Weather: Fine, Rail Position: +2m Entire



Section	Overall	1400m	1200m	1000m	800m	600m	400m	200m					
Section Times	1:42.85 [8] (0:18.09)	1:24.76 [6] (0:11.01)	1:13.75 [2] (0:12.01)	1:01.74 [2] (0:12.34)	0:49.40 [2] (0:12.18)	0:37.22 [1] (0:11.91)	0:25.31 [2] (0:12.25)	0:13.06 [4] (0:13.06)					
Average Speed [km/h]	53.1	66.0	60.1	58.4	59.1	60.5	58.8	55.1					
Top Speed [km/h]	66.7	68.7	62.2	58.9	60.5	60.8	60.1	57.1					
Avg. Dist. to Rail [m]	8.4	2.2	0.6	0.2	0.1	0.2	0.5	1.6					
Avg. Stride Freq. [Hz]	2.4	2.4	2.3	2.2	2.2	2.3	2.2	2.1					
Avg. Stride Length [m]	6.3	7.6	7.4	7.4	7.4	7.4	7.3	7.2					



- [] Ranking at each section and finish
- .-.- No data available at this section
- NA No data available



Horse/Jockey Name	Showsumgrit
Final Rank	9
Fastest Section Time (Section)	0:11.55 (1400m)
Top Speed [km/h] (Section)	64.3 (Overall)
Race State	Finished



Ipswich QLD Professional

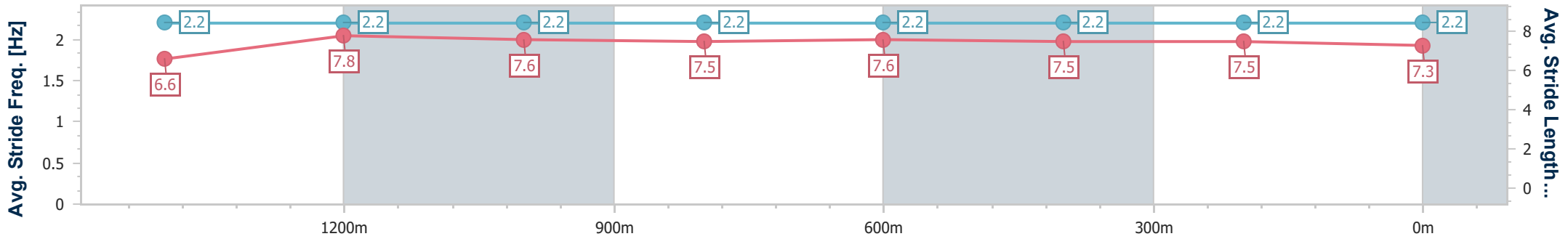
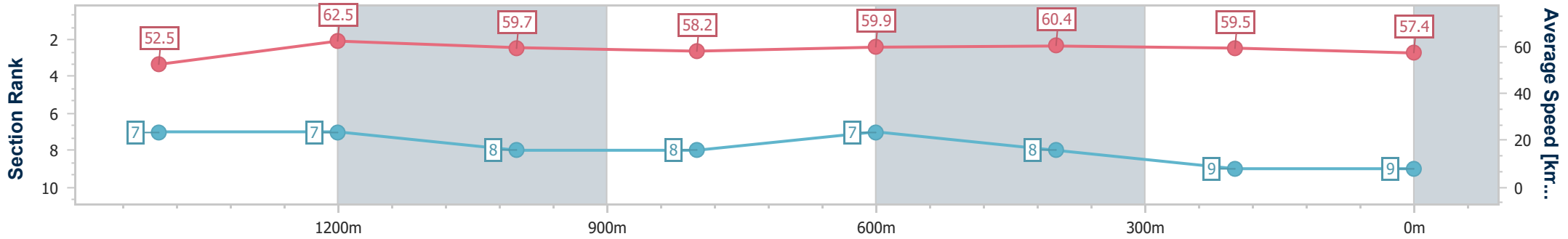
Race 3: IMPERIAL RACING BENCHMARK 70 Handicap - 1666m



11 May 2024 - 13:23

Track Rating: Soft 5, Weather: Fine, Rail Position: +2m Entire

Section	Overall	1400m	1200m	1000m	800m	600m	400m	200m
Section Times	1:43.05 [9] (0:18.26)	1:24.79 [7] (0:11.55)	1:13.24 [7] (0:12.09)	1:01.15 [8] (0:12.39)	0:48.76 [8] (0:12.02)	0:36.74 [7] (0:11.96)	0:24.78 [8] (0:12.23)	0:12.55 [9] (0:12.55)
Average Speed [km/h]	52.5	62.5	59.7	58.2	59.9	60.4	59.5	57.4
Top Speed [km/h]	64.3	64.2	60.6	59.3	61.0	61.4	60.8	58.2
Avg. Dist. to Rail [m]	2.9	0.9	0.5	0.4	0.6	1.0	2.6	3.6
Avg. Stride Freq. [Hz]	2.2	2.2	2.2	2.2	2.2	2.2	2.2	2.2
Avg. Stride Length [m]	6.6	7.8	7.6	7.5	7.6	7.5	7.5	7.3



- [] Ranking at each section and finish
- .-.- No data available at this section
- NA No data available

Track Rating: Soft 5, Weather: Fine, Rail Position: +2m Entire

Section		Overall	1200m	1000m	800m	600m	400m	Last 600m				
Field Times		1:20.92 (0:11.33)	1:09.59 (0:11.02)	0:58.57 (0:11.50)	0:47.07 (0:11.57)	0:35.50 (0:11.77)	0:23.73 (0:11.73)	0:00.00				
Rank	TAB Horse/Jockey	Barrier	Top Speed [km/h]	Fastest Section	Distance Travelled [m]							
1	8 COLLAY'S SPIRIT Dale Smith	5	65.6 1000m	0:11.17 1200m	1:20.92 [1] (0:11.83)	1:09.09 [4] (0:11.17)	0:57.92 [4] (0:11.26)	0:46.66 [4] (0:11.42)	0:35.24 [3] (0:11.70)	0:23.54 [4] (0:11.54)	0:35.24	
2	7 KIPLING'S JOURNEY Adin Thompson	7	65.6 1200m	0:11.20 1200m	1:21.01 [2] (0:11.57)	1:09.44 [3] (0:11.20)	0:58.24 [3] (0:11.48)	0:46.76 [3] (0:11.53)	0:35.23 [4] (0:11.58)	0:23.65 [3] (0:11.61)	0:35.23 +4	
3	4 TARA JASMINE Anthony Allen	6	65.6 1200m	0:11.20 1200m	1:21.15 [3] (0:12.22)	1:08.93 [6] (0:11.20)	0:57.73 [6] (0:11.29)	0:46.44 [5] (0:11.24)	0:35.20 [5] (0:11.70)	0:23.50 [5] (0:11.54)	0:35.20 +5	
4	9 GENTLE PRINCE Shania Willis	1	Data was not able to be tracked for this horse		-:--:-	-:--:-	-:--:-	-:--:-	-:--:-	-:--:-	-:--:-	
5	6 EARLY THOUGHTS Cody Collis	2	64.2 1000m	0:11.27 800m	1:21.51 [5] (0:11.88)	1:09.63 [5] (0:11.46)	0:58.17 [5] (0:11.38)	0:46.79 [6] (0:11.27)	0:35.52 [6] (0:11.68)	0:23.84 [6] (0:11.77)	0:35.52 -1	
6	5 WINSTON SMURFHILL Andrew Spinks	8	66.9 1200m	0:11.02 1200m	1:21.71 [6] (0:11.33)	1:10.38 [1] (0:11.02)	0:59.36 [1] (0:11.50)	0:47.86 [1] (0:11.57)	0:36.29 [1] (0:11.77)	0:24.52 [1] (0:12.00)	0:36.29 +2	
7	3 STAMPE Dan McGillivray	3	66.4 1200m	0:11.05 1200m	1:21.87 [7] (0:11.49)	1:10.38 [2] (0:11.05)	0:59.33 [2] (0:11.44)	0:47.89 [2] (0:11.54)	0:36.35 [2] (0:11.83)	0:24.52 [2] (0:12.05)	0:36.35 +3	

Scratched: Ned's Gully (#1), Mississippi Prince (#2)



Ipswich QLD Professional

Race 4: ALLNEX RESINS SOCIAL CLUB OPEN Handicap - 1350m

11 May 2024 - 13:56



Track Rating: Soft 5, Weather: Fine, Rail Position: +2m Entire

Section							200m			Last 600m
Field Times							0:12.00 (0:12.00)			0:00.00
Rank	TAB	Horse/Jockey	Barrier	Top Speed [km/h]	Fastest Section	Margin	Margin			Distance Travelled [m]
1	8	COLLAY'S SPIRIT Dale Smith	5	65.6 1000m	0:11.17 1200m	0:12.00 [1] (0:12.00)	1:20.92			0:35.24
2	7	KIPLING'S JOURNEY Adin Thompson	7	65.6 1200m	0:11.20 1200m	0:12.04 [2] (0:12.04)	0.09L			0:35.23 +4
3	4	TARA JASMINE Anthony Allen	6	65.6 1200m	0:11.20 1200m	0:11.96 [4] (0:11.96)	0.14L			0:35.20 +5
4	9	GENTLE PRINCE Shania Willis	1	Data was not able to be tracked for this horse		-:--:--	0.25L			-:--:-- ----
5	6	EARLY THOUGHTS Cody Collis	2	64.2 1000m	0:11.27 800m	0:12.07 [6] (0:12.07)	0.11L			0:35.52 -1
6	5	WINSTON SMURFHILL Andrew Spinks	8	66.9 1200m	0:11.02 1200m	0:12.52 [3] (0:12.52)	0.2L			0:36.29 +2
7	3	STAMPE Dan McGillivray	3	66.4 1200m	0:11.05 1200m	0:12.47 [5] (0:12.47)	0.16L			0:36.35 +3

Scratched: Ned's Gully (#1), Mississippi Prince (#2)



Horse/Jockey Name	Collay's Spirit
Final Rank	1
Fastest Section Time (Section)	0:11.17 (1200m)
Top Speed [km/h] (Section)	65.6 (1000m)
Race State	Finished



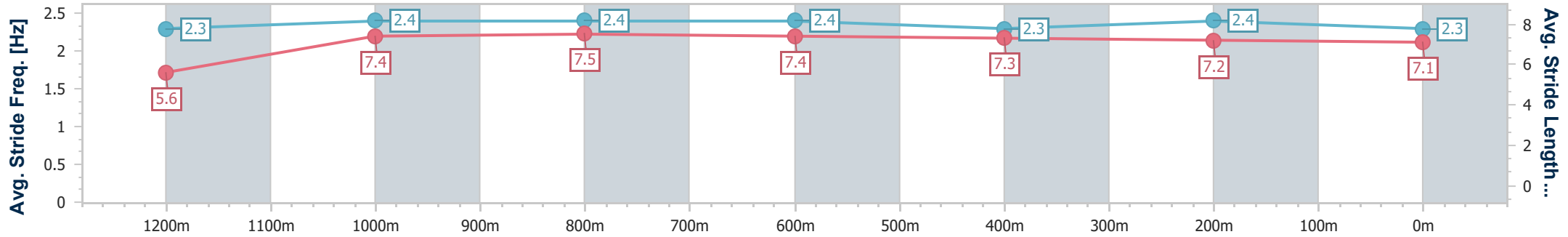
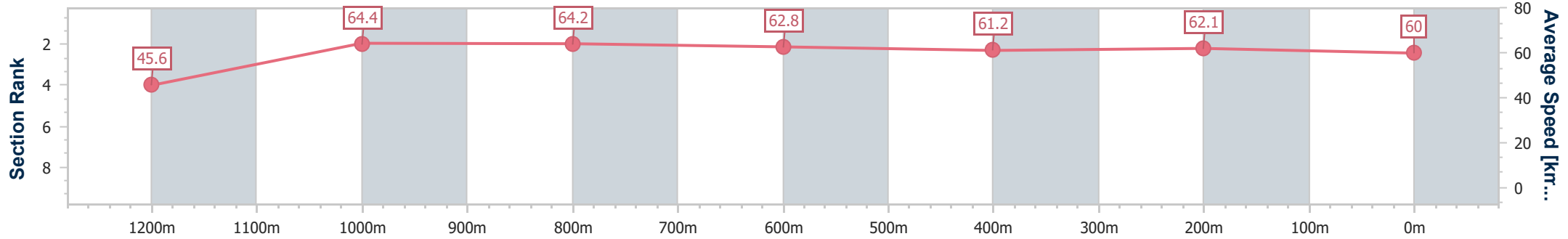
Ipswich QLD Professional
Race 4: ALLNEX RESINS SOCIAL CLUB OPEN Handicap - 1350m



11 May 2024 - 13:56

Track Rating: Soft 5, Weather: Fine, Rail Position: +2m Entire

Section	Overall	1200m	1000m	800m	600m	400m	200m						
Section Times	1:20.92 [1] (0:11.83)	1:09.09 [4] (0:11.17)	0:57.92 [4] (0:11.26)	0:46.66 [4] (0:11.42)	0:35.24 [3] (0:11.70)	0:23.54 [4] (0:11.54)	0:12.00 [1] (0:12.00)						
Average Speed [km/h]	45.6	64.4	64.2	62.8	61.2	62.1	60.0						
Top Speed [km/h]	63.2	65.5	65.6	64.6	62.3	62.9	62.0						
Avg. Dist. to Rail [m]	1.9	1.2	0.7	0.7	1.2	1.0	1.8						
Avg. Stride Freq. [Hz]	2.3	2.4	2.4	2.4	2.3	2.4	2.3						
Avg. Stride Length [m]	5.6	7.4	7.5	7.4	7.3	7.2	7.1						



- [] Ranking at each section and finish
- .-.- No data available at this section
- NA No data available



Horse/Jockey Name	Kipling's Journey
Final Rank	2
Fastest Section Time (Section)	0:11.20 (1200m)
Top Speed [km/h] (Section)	65.6 (1200m)
Race State	Finished



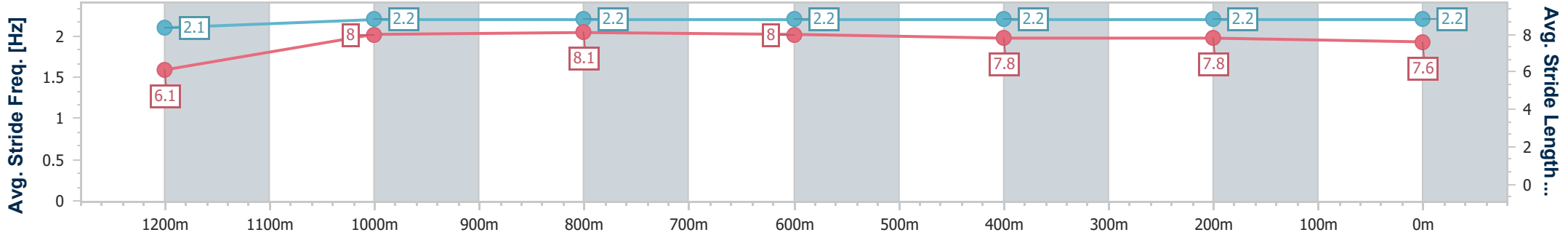
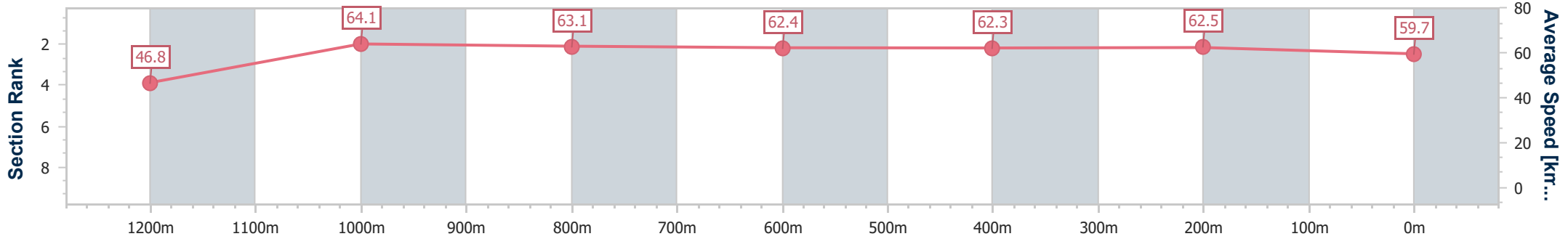
Ipswich QLD Professional
 Race 4: ALLNEX RESINS SOCIAL CLUB OPEN Handicap - 1350m



11 May 2024 - 13:56

Track Rating: Soft 5, Weather: Fine, Rail Position: +2m Entire

Section	Overall	1200m	1000m	800m	600m	400m	200m
Section Times	1:21.01 [2] (0:11.57)	1:09.44 [3] (0:11.20)	0:58.24 [3] (0:11.48)	0:46.76 [3] (0:11.53)	0:35.23 [4] (0:11.58)	0:23.65 [3] (0:11.61)	0:12.04 [2] (0:12.04)
Average Speed [km/h]	46.8	64.1	63.1	62.4	62.3	62.5	59.7
Top Speed [km/h]	63.6	65.6	65.0	63.5	63.7	63.6	61.5
Avg. Dist. to Rail [m]	3.6	1.4	1.2	0.2	0.6	1.9	3.2
Avg. Stride Freq. [Hz]	2.1	2.2	2.2	2.2	2.2	2.2	2.2
Avg. Stride Length [m]	6.1	8.0	8.1	8.0	7.8	7.8	7.6



- [] Ranking at each section and finish
- .-.- No data available at this section
- NA No data available



Horse/Jockey Name	Tara Jasmine
Final Rank	3
Fastest Section Time (Section)	0:11.20 (1200m)
Top Speed [km/h] (Section)	65.6 (1200m)
Race State	Finished



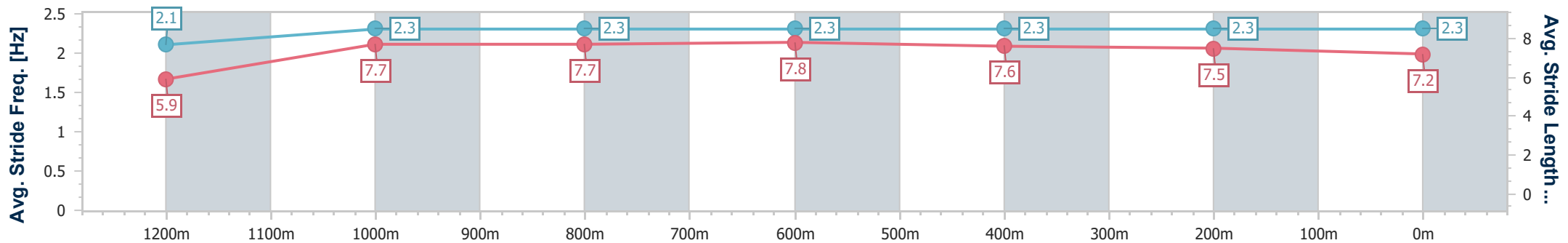
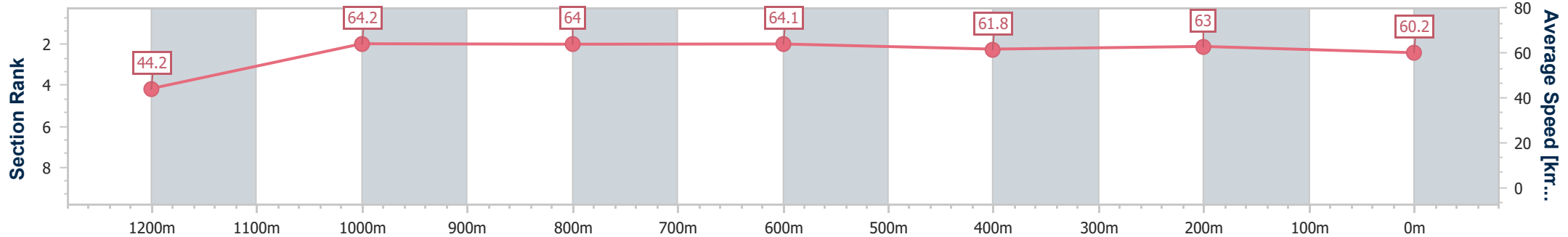
Ipswich QLD Professional
Race 4: ALLNEX RESINS SOCIAL CLUB OPEN Handicap - 1350m



11 May 2024 - 13:56

Track Rating: Soft 5, Weather: Fine, Rail Position: +2m Entire

Section	Overall	1200m	1000m	800m	600m	400m	200m						
Section Times	1:21.15 [3] (0:12.22)	1:08.93 [6] (0:11.20)	0:57.73 [6] (0:11.29)	0:46.44 [5] (0:11.24)	0:35.20 [5] (0:11.70)	0:23.50 [5] (0:11.54)	0:11.96 [4] (0:11.96)						
Average Speed [km/h]	44.2	64.2	64.0	64.1	61.8	63.0	60.2						
Top Speed [km/h]	62.5	65.6	65.2	65.1	62.7	63.8	62.5						
Avg. Dist. to Rail [m]	1.4	0.5	0.5	0.4	1.0	3.5	6.6						
Avg. Stride Freq. [Hz]	2.1	2.3	2.3	2.3	2.3	2.3	2.3						
Avg. Stride Length [m]	5.9	7.7	7.7	7.8	7.6	7.5	7.2						



- [] Ranking at each section and finish
- .-.- No data available at this section
- NA No data available



Horse/Jockey Name	Early Thoughts
Final Rank	5
Fastest Section Time (Section)	0:11.27 (800m)
Top Speed [km/h] (Section)	64.2 (1000m)
Race State	Finished



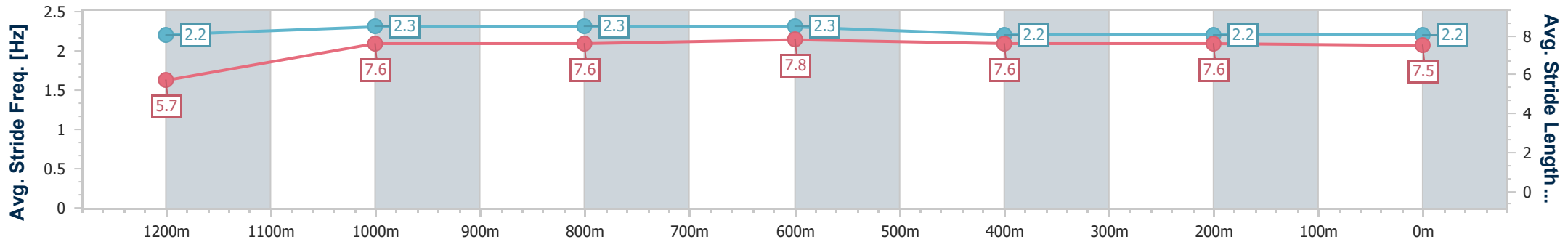
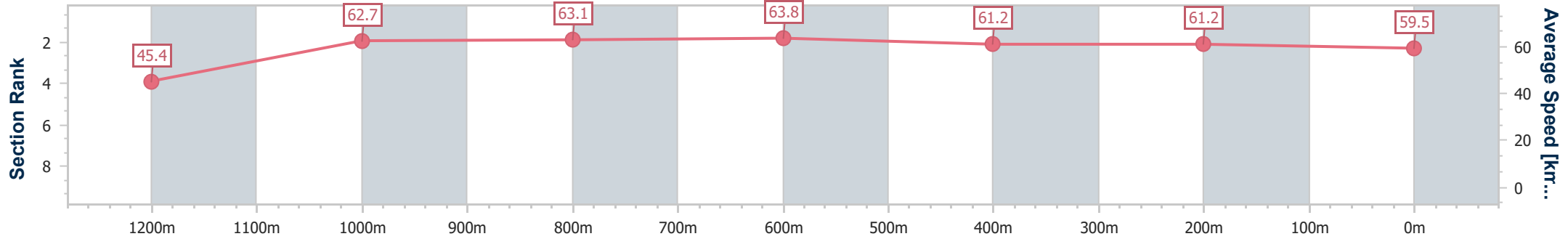
Ipswich QLD Professional
 Race 4: ALLNEX RESINS SOCIAL CLUB OPEN Handicap - 1350m



11 May 2024 - 13:56

Track Rating: Soft 5, Weather: Fine, Rail Position: +2m Entire

Section	Overall	1200m	1000m	800m	600m	400m	200m
Section Times	1:21.51 [5] (0:11.88)	1:09.63 [5] (0:11.46)	0:58.17 [5] (0:11.38)	0:46.79 [6] (0:11.27)	0:35.52 [6] (0:11.68)	0:23.84 [6] (0:11.77)	0:12.07 [6] (0:12.07)
Average Speed [km/h]	45.4	62.7	63.1	63.8	61.2	61.2	59.5
Top Speed [km/h]	61.4	63.7	64.2	64.1	62.5	61.5	61.3
Avg. Dist. to Rail [m]	1.0	0.4	0.5	1.0	0.7	0.7	0.7
Avg. Stride Freq. [Hz]	2.2	2.3	2.3	2.3	2.2	2.2	2.2
Avg. Stride Length [m]	5.7	7.6	7.6	7.8	7.6	7.6	7.5



- [] Ranking at each section and finish
- .-.- No data available at this section
- NA No data available



Horse/Jockey Name	Winston Smurfhill
Final Rank	6
Fastest Section Time (Section)	0:11.02 (1200m)
Top Speed [km/h] (Section)	66.9 (1200m)
Race State	Finished



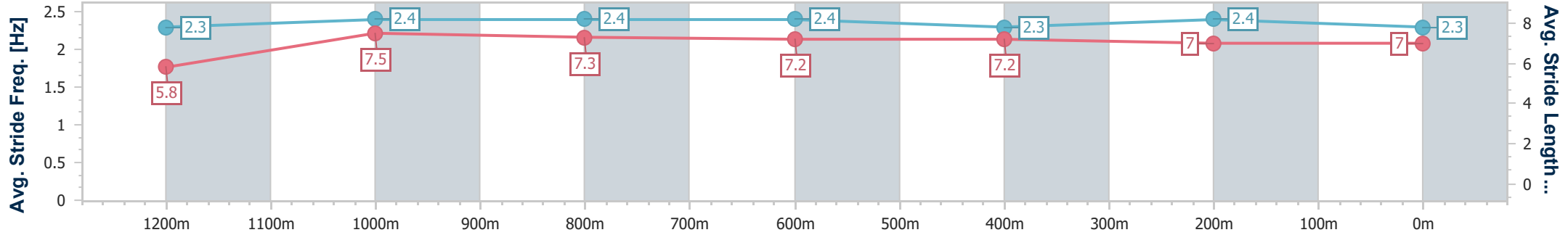
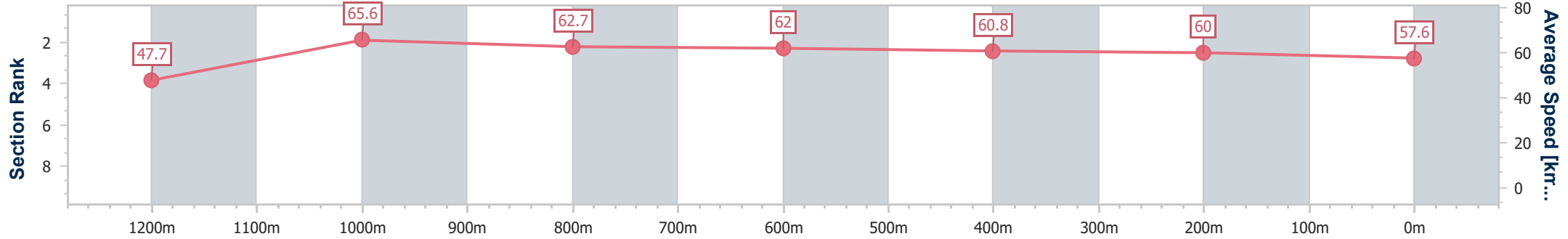
Ipswich QLD Professional
 Race 4: ALLNEX RESINS SOCIAL CLUB OPEN Handicap - 1350m



11 May 2024 - 13:56

Track Rating: Soft 5, Weather: Fine, Rail Position: +2m Entire

Section	Overall	1200m	1000m	800m	600m	400m	200m
Section Times	1:21.71 [6] (0:11.33)	1:10.38 [1] (0:11.02)	0:59.36 [1] (0:11.50)	0:47.86 [1] (0:11.57)	0:36.29 [1] (0:11.77)	0:24.52 [1] (0:12.00)	0:12.52 [3] (0:12.52)
Average Speed [km/h]	47.7	65.6	62.7	62.0	60.8	60.0	57.6
Top Speed [km/h]	65.2	66.9	64.6	63.4	61.6	61.2	59.7
Avg. Dist. to Rail [m]	5.2	1.6	0.5	0.5	0.8	0.9	1.9
Avg. Stride Freq. [Hz]	2.3	2.4	2.4	2.4	2.3	2.4	2.3
Avg. Stride Length [m]	5.8	7.5	7.3	7.2	7.2	7.0	7.0



- [] Ranking at each section and finish
- .-.- No data available at this section
- NA No data available



Horse/Jockey Name	Stampe
Final Rank	7
Fastest Section Time (Section)	0:11.05 (1200m)
Top Speed [km/h] (Section)	66.4 (1200m)
Race State	Finished



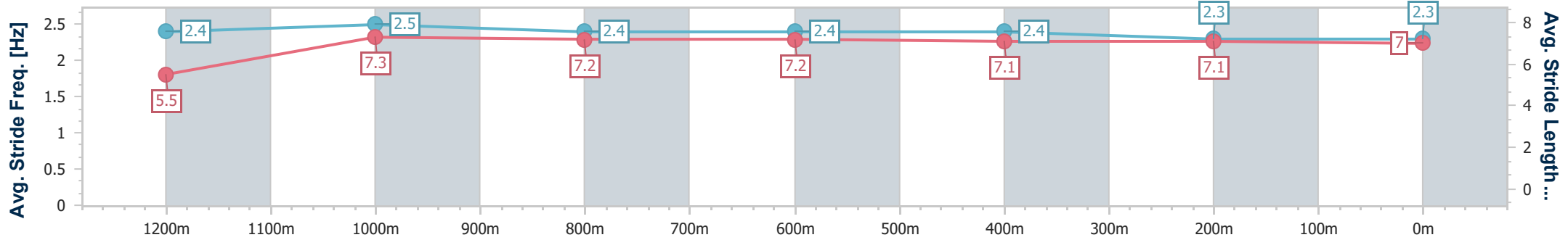
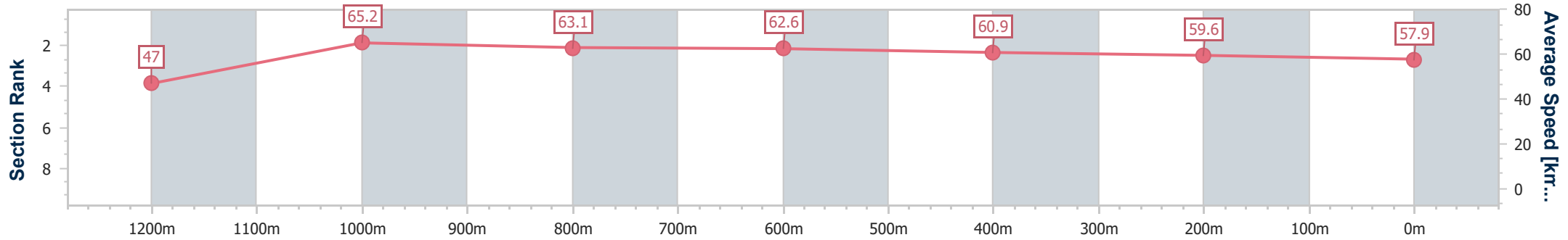
Ipswich QLD Professional
 Race 4: ALLNEX RESINS SOCIAL CLUB OPEN Handicap - 1350m



11 May 2024 - 13:56

Track Rating: Soft 5, Weather: Fine, Rail Position: +2m Entire

Section	Overall	1200m	1000m	800m	600m	400m	200m
Section Times	1:21.87 [7] (0:11.49)	1:10.38 [2] (0:11.05)	0:59.33 [2] (0:11.44)	0:47.89 [2] (0:11.54)	0:36.35 [2] (0:11.83)	0:24.52 [2] (0:12.05)	0:12.47 [5] (0:12.47)
Average Speed [km/h]	47.0	65.2	63.1	62.6	60.9	59.6	57.9
Top Speed [km/h]	63.8	66.4	63.3	63.4	61.4	60.8	59.2
Avg. Dist. to Rail [m]	1.1	0.5	0.7	0.4	0.3	1.6	4.7
Avg. Stride Freq. [Hz]	2.4	2.5	2.4	2.4	2.4	2.3	2.3
Avg. Stride Length [m]	5.5	7.3	7.2	7.2	7.1	7.1	7.0



- [] Ranking at each section and finish
- .-.- No data available at this section
- NA No data available



Horse/Jockey Name	Gentle Prince
Final Rank	4
Fastest Section Time (Section)	--:--
Top Speed [km/h] (Section)	--
Race State	DidNotTrack



Ipswich QLD Professional
 Race 4: ALLNEX RESINS SOCIAL CLUB OPEN Handicap -
 1350m



11 May 2024 - 13:56

Track Rating: Soft 5, Weather: Fine, Rail Position: +2m Entire

Section	Overall	1200m	1000m	800m	600m	400m	200m						
Section Times	--:--	--:--	--:--	--:--	--:--	--:--	--:--						
Average Speed [km/h]	--	--	--	--	--	--	--						
Top Speed [km/h]	--	--	--	--	--	--	--						
Avg. Dist. to Rail [m]	--	--	--	--	--	--	--						
Avg. Stride Freq. [Hz]	--	--	--	--	--	--	--						
Avg. Stride Length [m]	--	--	--	--	--	--	--						

- [] Ranking at each section and finish
- :-- No data available at this section
- NA No data available



Ipswich QLD Professional

Race 5: DEVELOP WITH 2DU CIVIL ENGINEERING Maiden Handicap - 1350m

11 May 2024 - 14:31



Track Rating: Soft 5, Weather: Fine, Rail Position: +2m Entire

Section												Last 600m	
Field Times												0:35.69	
	Overall	1200m	1000m	800m	600m	400m							
	1:21.78 (0:11.28)	1:10.50 (0:11.35)	0:59.15 (0:11.63)	0:47.52 (0:11.83)	0:35.69 (0:11.67)	0:24.02 (0:11.88)							
Rank	TAB	Horse/Jockey	Barrier	Top Speed [km/h]	Fastest Section								Distance Travelled [m]
1	11	KISSED BY EVIE Jai Williams	6	64.1 1200m	0:11.36 1200m	1:21.78 [1] (0:11.73)	1:10.05 [6] (0:11.36)	0:58.69 [6] (0:11.72)	0:46.97 [6] (0:11.80)	0:35.17 [7] (0:11.64)	0:23.53 [7] (0:11.66)	0:35.17	
2	10	JOHNNY UTAH Justin Huxtable	7	64.0 1200m	0:11.39 1200m	1:21.92 [2] (0:11.54)	1:10.38 [3] (0:11.39)	0:58.99 [4] (0:11.65)	0:47.34 [5] (0:11.87)	0:35.47 [5] (0:11.68)	0:23.79 [4] (0:11.51)	0:35.47	+2
3	3	SECOND SUN Boris Thornton	11	64.3 1200m	0:11.36 1200m	1:21.93 [3] (0:11.85)	1:10.08 [8] (0:11.36)	0:58.72 [7] (0:11.62)	0:47.10 [7] (0:11.75)	0:35.35 [6] (0:11.62)	0:23.73 [6] (0:11.79)	0:35.35	+6
4	17	IT'SALLSAIDANDONE Adin Thompson	5	63.4 Overall	0:11.56 400m	1:21.98 [4] (0:11.75)	1:10.23 [7] (0:11.66)	0:58.57 [8] (0:11.66)	0:46.91 [8] (0:11.75)	0:35.16 [8] (0:11.69)	0:23.47 [8] (0:11.56)	0:35.16	+1
5	18	FAMILY BONDING Lilli Barr	19	65.5 1200m	0:11.18 1200m	1:22.21 [5] (0:11.71)	1:10.50 [5] (0:11.18)	0:59.32 [3] (0:11.43)	0:47.89 [2] (0:11.79)	0:36.10 [3] (0:11.79)	0:24.31 [2] (0:11.86)	0:36.10	+6
6	15	WINTER'S PROMISE Anthony Allen	10	63.7 1000m	0:11.56 1000m	1:22.29 [6] (0:12.07)	1:10.22 [11] (0:11.58)	0:58.64 [10] (0:11.56)	0:47.08 [9] (0:11.66)	0:35.42 [9] (0:11.69)	0:23.73 [9] (0:11.84)	0:35.42	+4
7	6	NITROGEN Paul Hammersley	2	62.6 1200m	0:11.64 1200m	1:22.39 [7] (0:12.05)	1:10.34 [10] (0:11.64)	0:58.70 [11] (0:11.71)	0:46.99 [11] (0:11.67)	0:35.32 [11] (0:11.71)	0:23.61 [10] (0:11.65)	0:35.32	+0
8	5	CAREFUL MISSILE Melea Castle	9	64.0 1200m	0:11.33 Overall	1:22.52 [8] (0:11.33)	1:11.19 [2] (0:11.42)	0:59.77 [2] (0:11.59)	0:48.18 [3] (0:11.77)	0:36.41 [2] (0:11.65)	0:24.76 [1] (0:11.92)	0:36.41	+2
9	16	PIG IN THE CITY Madeleine Wishart	16	63.5 1000m	0:11.54 1000m	1:22.80 [9] (0:12.21)	1:10.59 [12] (0:11.70)	0:58.89 [12] (0:11.54)	0:47.35 [12] (0:11.62)	0:35.73 [12] (0:11.79)	0:23.94 [11] (0:11.77)	0:35.73	+5
10	8	LA STELLA ATLETA Micheal Hellyer	12	65.3 1200m	0:11.28 1200m	1:23.41 [10] (0:11.68)	1:11.73 [4] (0:11.28)	1:00.45 [5] (0:11.60)	0:48.85 [4] (0:11.77)	0:37.08 [4] (0:11.85)	0:25.23 [5] (0:12.39)	0:37.08	+4

Scratched: Among Us (#21), She's Realistic (#14), Superzoom (#4), Mystic Mac (#2), Meanasenko (#7), Ballroom Blitz (#19), Anotherlovelyday (#13), Pretty Little Liar (#9), Stange Bay (#20)

Report Created: Sat 11 May 2024 15:08 GMT+10 (Note: Timing is based on position data)

Page 1/16

[] Ranking at each section and finish
 -:-:- No data available at this section
 NA No data available
 SCN Saddle cloth number
 DNF Did not finish
 DNT Did not track

data processed by TRIPLESDATA



Ipswich QLD Professional

Race 5: DEVELOP WITH 2DU CIVIL ENGINEERING Maiden Handicap - 1350m

11 May 2024 - 14:31



Track Rating: Soft 5, Weather: Fine, Rail Position: +2m Entire

Section	Overall	1200m	1000m	800m	600m	400m	Last 600m
Field Times	1:21.78 (0:11.28)	1:10.50 (0:11.35)	0:59.15 (0:11.63)	0:47.52 (0:11.83)	0:35.69 (0:11.67)	0:24.02 (0:11.88)	0:35.69

Rank	TAB	Horse/Jockey	Barrier	Top Speed [km/h]	Fastest Section	Overall	1200m	1000m	800m	600m	400m	Last 600m	Distance Travelled [m]
11	1	HOLD THE REINS Dan McGillivray	20	63.0	0:11.60	1:24.67 [11] (0:12.02)	1:12.65 [9] (0:11.60)	1:01.05 [9] (0:11.75)	0:49.30 [10] (0:11.70)	0:37.60 [10] (0:12.10)	0:25.50 [12] (0:12.56)	0:37.60	+8
12	12	INSPIRATIONAL DIVA Cody Collis	1	64.6	0:11.28	1:25.55 [12] (0:11.28)	1:14.27 [1] (0:11.35)	1:02.92 [1] (0:11.63)	0:51.29 [1] (0:11.83)	0:39.46 [1] (0:12.04)	0:27.42 [3] (0:12.85)	0:39.46	+1

Scratched: Among Us (#21), She's Realistic (#14), Superzoom (#4), Mystic Mac (#2), Meanasenko (#7), Ballroom Blitz (#19), Anotherlovelyday (#13), Pretty Little Liar (#9), Stange Bay (#20)



Ipswich QLD Professional
Race 5: DEVELOP WITH 2DU CIVIL ENGINEERING Maiden Handicap -
1350m
11 May 2024 - 14:31



Track Rating: Soft 5, Weather: Fine, Rail Position: +2m Entire

Section				200m				Last 600m	
Field Times				0:12.14				0:35.69	
				(0:12.14)					
Rank	TAB	Horse/Jockey	Barrier	Top Speed [km/h]	Fastest Section	Margin			Distance Travelled [m]
1	11	KISSED BY EVIE	6	64.1	0:11.36	0:11.87 [4]	1:21.78		0:35.17
		Jai Williams		1200m	1200m	(0:11.87)			
2	10	JOHNNY UTAH	7	64.0	0:11.39	0:12.28 [1]	0.14L		0:35.47 +2
		Justin Huxtable		1200m	1200m	(0:12.28)			
3	3	SECOND SUN	11	64.3	0:11.36	0:11.94 [5]	0.01L		0:35.35 +6
		Boris Thornton		1200m	1200m	(0:11.94)			
4	17	IT'SALLSAIDANDONE	5	63.4	0:11.56	0:11.91 [6]	0.05L		0:35.16 +1
		Adin Thompson		Overall	400m	(0:11.91)			
5	18	FAMILY BONDING	19	65.5	0:11.18	0:12.45 [3]	0.23L		0:36.10 +6
		Lilli Barr		1200m	1200m	(0:12.45)			
6	15	WINTER'S PROMISE	10	63.7	0:11.56	0:11.89 [7]	0.08L		0:35.42 +4
		Anthony Allen		1000m	1000m	(0:11.89)			
7	6	NITROGEN	2	62.6	0:11.64	0:11.96 [8]	0.1L		0:35.32 +0
		Paul Hammersley		1200m	1200m	(0:11.96)			
8	5	CAREFUL MISSILE	9	64.0	0:11.33	0:12.84 [2]	0.13L		0:36.41 +2
		Melea Castle		1200m	Overall	(0:12.84)			
9	16	PIG IN THE CITY	16	63.5	0:11.54	0:12.17 [10]	0.28L		0:35.73 +5
		Madeleine Wishart		1000m	1000m	(0:12.17)			
10	8	LA STELLA ATLETA	12	65.3	0:11.28	0:12.84 [9]	0.61L		0:37.08 +4
		Micheal Hellyer		1200m	1200m	(0:12.84)			

Scratched: Among Us (#21), She's Realistic (#14), Superzoom (#4), Mystic Mac (#2), Meanasenko (#7), Ballroom Blitz (#19), Anotherlovelyday (#13), Pretty Little Liar (#9), Stange Bay (#20)



Ipswich QLD Professional
Race 5: DEVELOP WITH 2DU CIVIL ENGINEERING Maiden Handicap -
1350m
11 May 2024 - 14:31



Track Rating: Soft 5, Weather: Fine, Rail Position: +2m Entire

Section				200m				Last 600m		
Field Times				0:12.14 (0:12.14)				0:35.69		
Rank	TAB	Horse/Jockey	Barrier	Top Speed [km/h]	Fastest Section	Margin			Distance Travelled [m]	
11	1	HOLD THE REINS	20	63.0	0:11.60	0:12.94 [12]	1.26L		0:37.60	+8
		Dan McGillivray		1200m	1200m	(0:12.94)				
12	12	INSPIRATIONAL DIVA	1	64.6	0:11.28	0:14.57 [11]	0.88L		0:39.46	+1
		Cody Collis		1200m	Overall	(0:14.57)				

Scratched: Among Us (#21), She's Realistic (#14), Superzoom (#4), Mystic Mac (#2), Meanasenko (#7), Ballroom Blitz (#19), Anotherlovelyday (#13), Pretty Little Liar (#9), Stanage Bay (#20)



Horse/Jockey Name	Kissed By Evie
Final Rank	1
Fastest Section Time (Section)	0:11.36 (1200m)
Top Speed [km/h] (Section)	64.1 (1200m)
Race State	Finished

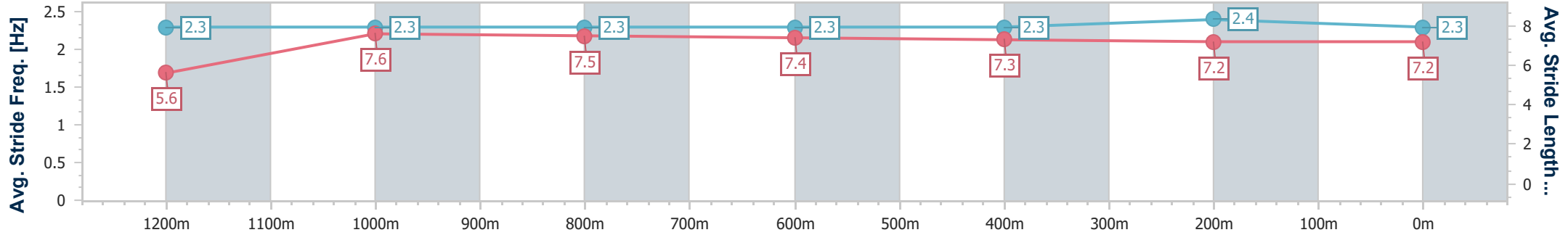
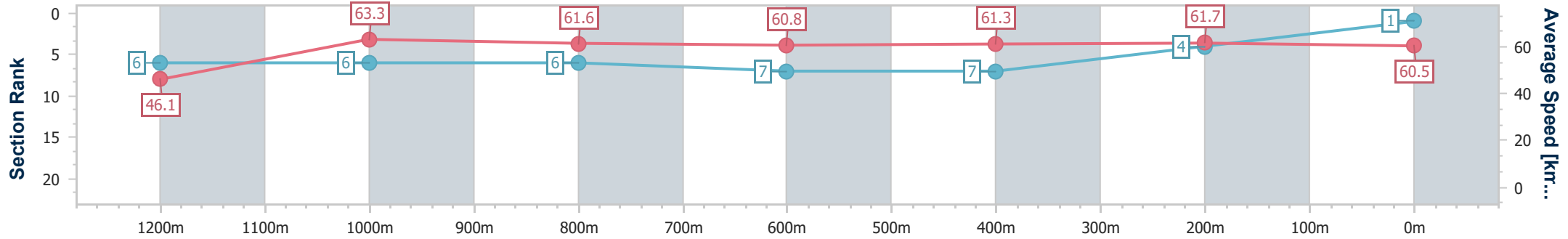


Ipswich QLD Professional
 Race 5: DEVELOP WITH 2DU CIVIL ENGINEERING Maiden
 Handicap - 1350m
 11 May 2024 - 14:31



Track Rating: Soft 5, Weather: Fine, Rail Position: +2m Entire

Section	Overall	1200m	1000m	800m	600m	400m	200m
Section Times	1:21.78 [1] (0:11.73)	1:10.05 [6] (0:11.36)	0:58.69 [6] (0:11.72)	0:46.97 [6] (0:11.80)	0:35.17 [7] (0:11.64)	0:23.53 [7] (0:11.66)	0:11.87 [4] (0:11.87)
Average Speed [km/h]	46.1	63.3	61.6	60.8	61.3	61.7	60.5
Top Speed [km/h]	62.9	64.1	62.3	62.8	63.0	62.1	62.0
Avg. Dist. to Rail [m]	1.7	0.7	0.3	0.9	1.1	1.4	1.1
Avg. Stride Freq. [Hz]	2.3	2.3	2.3	2.3	2.3	2.4	2.3
Avg. Stride Length [m]	5.6	7.6	7.5	7.4	7.3	7.2	7.2



- [] Ranking at each section and finish
- .-.- No data available at this section
- NA No data available



Horse/Jockey Name	Johnny Utah
Final Rank	2
Fastest Section Time (Section)	0:11.39 (1200m)
Top Speed [km/h] (Section)	64.0 (1200m)
Race State	Finished

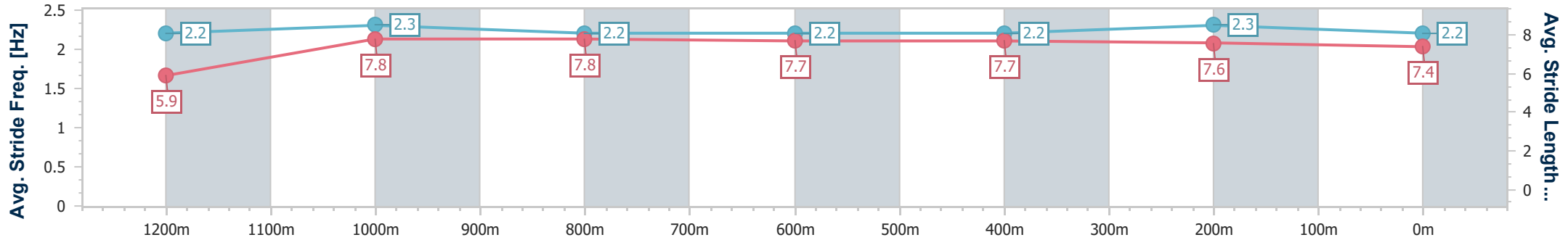
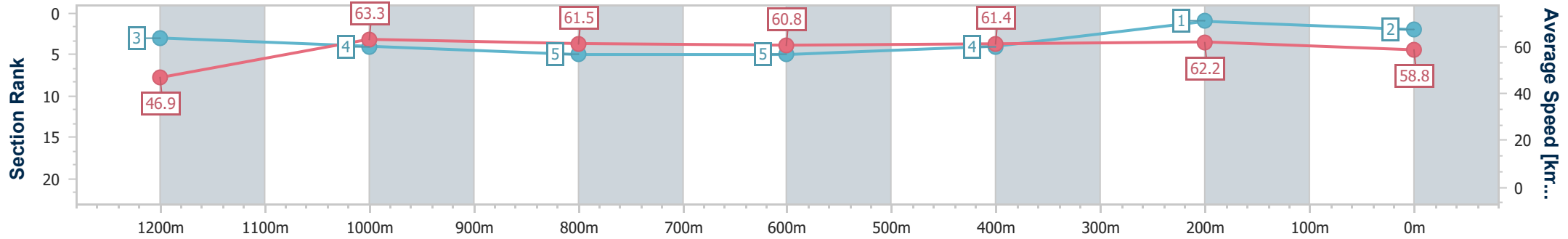


Ipswich QLD Professional
 Race 5: DEVELOP WITH 2DU CIVIL ENGINEERING Maiden
 Handicap - 1350m
 11 May 2024 - 14:31



Track Rating: Soft 5, Weather: Fine, Rail Position: +2m Entire

Section	Overall	1200m	1000m	800m	600m	400m	200m
Section Times	1:21.92 [2] (0:11.54)	1:10.38 [3] (0:11.39)	0:58.99 [4] (0:11.65)	0:47.34 [5] (0:11.87)	0:35.47 [5] (0:11.68)	0:23.79 [4] (0:11.51)	0:12.28 [1] (0:12.28)
Average Speed [km/h]	46.9	63.3	61.5	60.8	61.4	62.2	58.8
Top Speed [km/h]	62.6	64.0	62.5	61.6	62.1	62.9	61.7
Avg. Dist. to Rail [m]	2.3	0.6	0.2	0.4	0.5	0.9	2.1
Avg. Stride Freq. [Hz]	2.2	2.3	2.2	2.2	2.2	2.3	2.2
Avg. Stride Length [m]	5.9	7.8	7.8	7.7	7.7	7.6	7.4



- [] Ranking at each section and finish
- .-.- No data available at this section
- NA No data available



Horse/Jockey Name	Second Sun
Final Rank	3
Fastest Section Time (Section)	0:11.36 (1200m)
Top Speed [km/h] (Section)	64.3 (1200m)
Race State	Finished

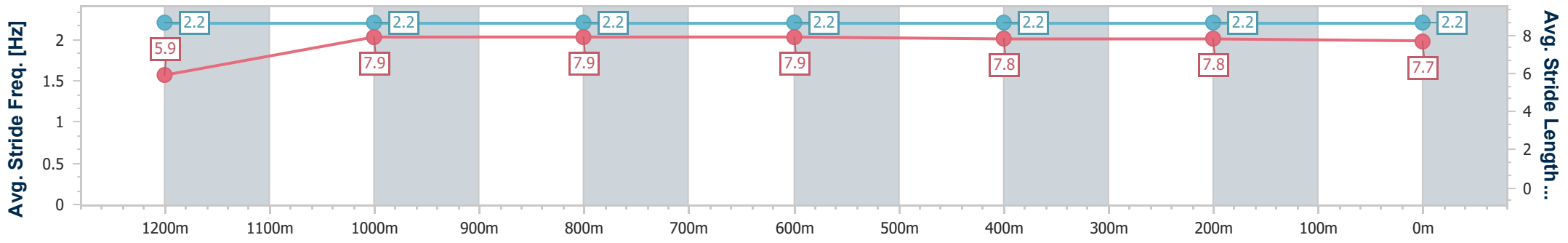
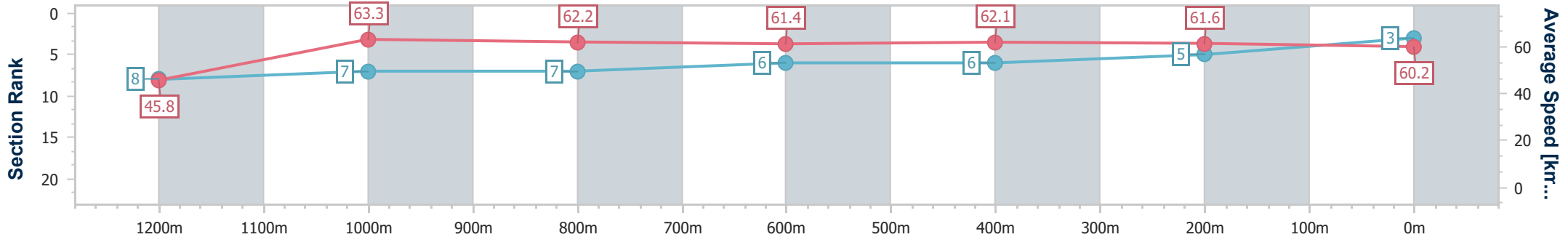


Ipswich QLD Professional
 Race 5: DEVELOP WITH 2DU CIVIL ENGINEERING Maiden
 Handicap - 1350m
 11 May 2024 - 14:31



Track Rating: Soft 5, Weather: Fine, Rail Position: +2m Entire

Section	Overall	1200m	1000m	800m	600m	400m	200m
Section Times	1:21.93 [3] (0:11.85)	1:10.08 [8] (0:11.36)	0:58.72 [7] (0:11.62)	0:47.10 [7] (0:11.75)	0:35.35 [6] (0:11.62)	0:23.73 [6] (0:11.79)	0:11.94 [5] (0:11.94)
Average Speed [km/h]	45.8	63.3	62.2	61.4	62.1	61.6	60.2
Top Speed [km/h]	61.3	64.3	62.8	62.9	62.7	62.4	61.9
Avg. Dist. to Rail [m]	4.4	1.4	1.3	0.6	0.5	2.5	6.0
Avg. Stride Freq. [Hz]	2.2	2.2	2.2	2.2	2.2	2.2	2.2
Avg. Stride Length [m]	5.9	7.9	7.9	7.9	7.8	7.8	7.7



- [] Ranking at each section and finish
- .-.- No data available at this section
- NA No data available



Horse/Jockey Name	It'sallsaidandone
Final Rank	4
Fastest Section Time (Section)	0:11.56 (400m)
Top Speed [km/h] (Section)	63.4 (Overall)
Race State	Finished

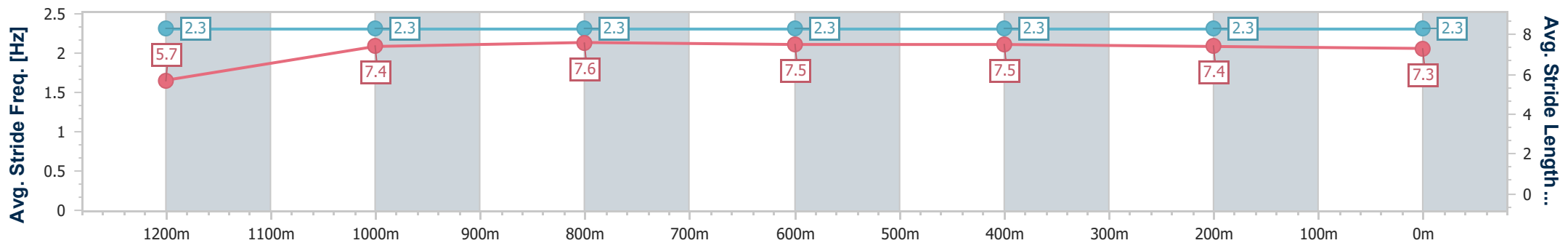
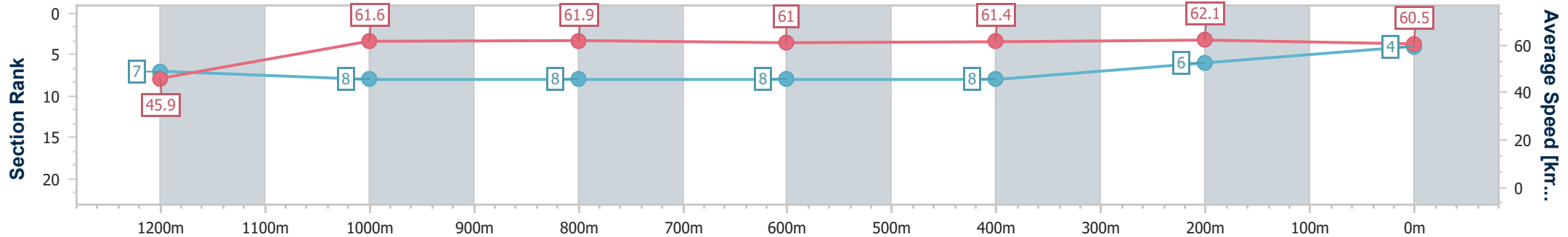


Ipswich QLD Professional
 Race 5: DEVELOP WITH 2DU CIVIL ENGINEERING Maiden
 Handicap - 1350m
 11 May 2024 - 14:31



Track Rating: Soft 5, Weather: Fine, Rail Position: +2m Entire

Section	Overall	1200m	1000m	800m	600m	400m	200m
Section Times	1:21.98 [4] (0:11.75)	1:10.23 [7] (0:11.66)	0:58.57 [8] (0:11.66)	0:46.91 [8] (0:11.75)	0:35.16 [8] (0:11.69)	0:23.47 [8] (0:11.56)	0:11.91 [6] (0:11.91)
Average Speed [km/h]	45.9	61.6	61.9	61.0	61.4	62.1	60.5
Top Speed [km/h]	63.4	63.3	62.1	62.2	62.8	62.9	62.9
Avg. Dist. to Rail [m]	1.2	0.5	0.2	0.7	0.8	0.8	3.2
Avg. Stride Freq. [Hz]	2.3	2.3	2.3	2.3	2.3	2.3	2.3
Avg. Stride Length [m]	5.7	7.4	7.6	7.5	7.5	7.4	7.3



- [] Ranking at each section and finish
- .-.- No data available at this section
- NA No data available



Horse/Jockey Name	Family Bonding
Final Rank	5
Fastest Section Time (Section)	0:11.18 (1200m)
Top Speed [km/h] (Section)	65.5 (1200m)
Race State	Finished

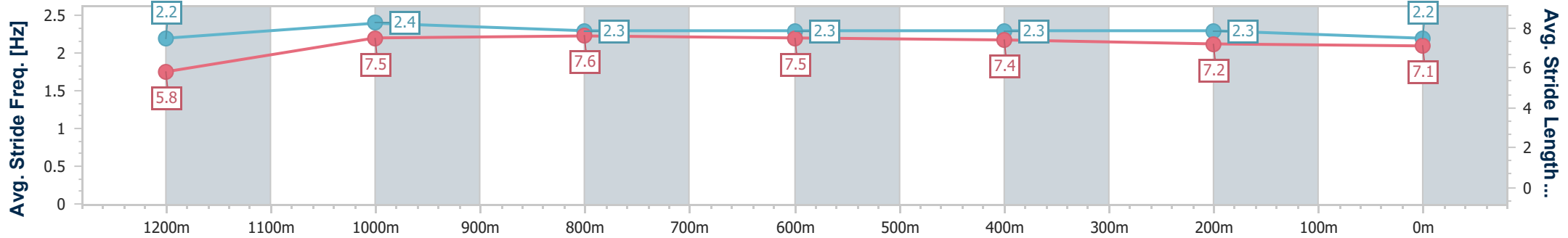
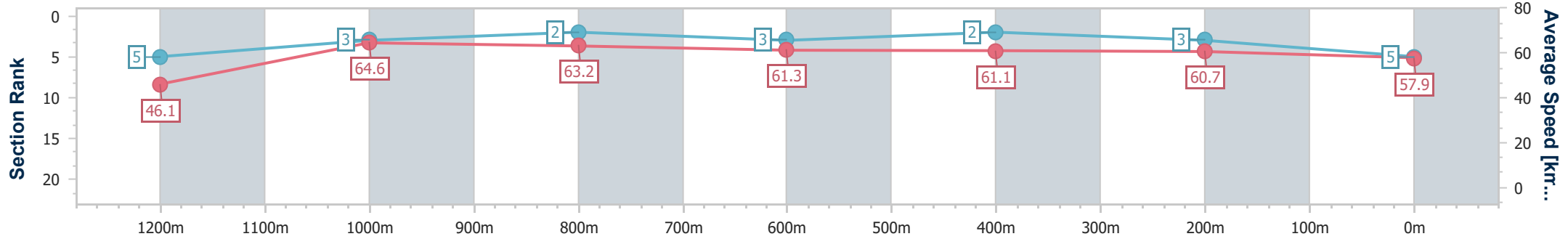


Ipswich QLD Professional
 Race 5: DEVELOP WITH 2DU CIVIL ENGINEERING Maiden
 Handicap - 1350m
 11 May 2024 - 14:31



Track Rating: Soft 5, Weather: Fine, Rail Position: +2m Entire

Section	Overall	1200m	1000m	800m	600m	400m	200m
Section Times	1:22.21 [5] (0:11.71)	1:10.50 [5] (0:11.18)	0:59.32 [3] (0:11.43)	0:47.89 [2] (0:11.79)	0:36.10 [3] (0:11.79)	0:24.31 [2] (0:11.86)	0:12.45 [3] (0:12.45)
Average Speed [km/h]	46.1	64.6	63.2	61.3	61.1	60.7	57.9
Top Speed [km/h]	64.0	65.5	63.8	62.6	61.7	61.6	60.2
Avg. Dist. to Rail [m]	6.7	2.4	1.6	1.2	0.5	1.4	4.8
Avg. Stride Freq. [Hz]	2.2	2.4	2.3	2.3	2.3	2.3	2.2
Avg. Stride Length [m]	5.8	7.5	7.6	7.5	7.4	7.2	7.1



- [] Ranking at each section and finish
- .-.- No data available at this section
- NA No data available



Horse/Jockey Name	Winter's Promise
Final Rank	6
Fastest Section Time (Section)	0:11.56 (1000m)
Top Speed [km/h] (Section)	63.7 (1000m)
Race State	Finished

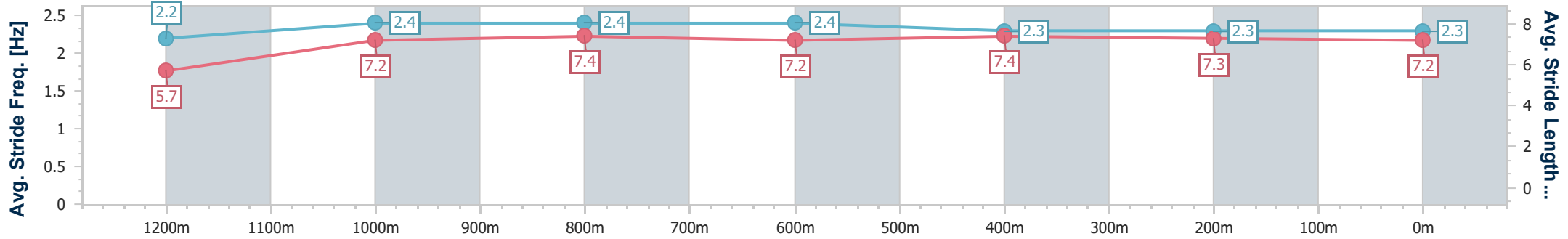
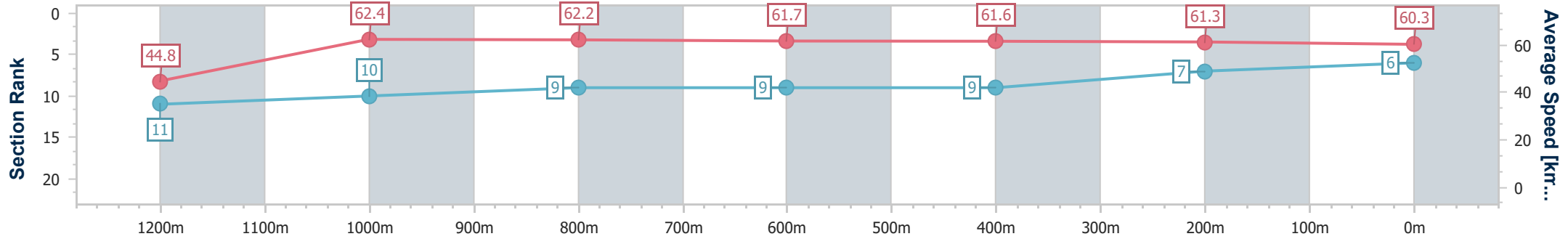


Ipswich QLD Professional
 Race 5: DEVELOP WITH 2DU CIVIL ENGINEERING Maiden
 Handicap - 1350m
 11 May 2024 - 14:31



Track Rating: Soft 5, Weather: Fine, Rail Position: +2m Entire

Section	Overall	1200m	1000m	800m	600m	400m	200m
Section Times	1:22.29 [6] (0:12.07)	1:10.22 [11] (0:11.58)	0:58.64 [10] (0:11.56)	0:47.08 [9] (0:11.66)	0:35.42 [9] (0:11.69)	0:23.73 [9] (0:11.84)	0:11.89 [7] (0:11.89)
Average Speed [km/h]	44.8	62.4	62.2	61.7	61.6	61.3	60.3
Top Speed [km/h]	61.8	63.2	63.7	63.3	62.9	62.8	62.3
Avg. Dist. to Rail [m]	3.3	0.7	0.6	0.2	0.1	2.5	6.2
Avg. Stride Freq. [Hz]	2.2	2.4	2.4	2.4	2.3	2.3	2.3
Avg. Stride Length [m]	5.7	7.2	7.4	7.2	7.4	7.3	7.2



- [] Ranking at each section and finish
- .-.- No data available at this section
- NA No data available



Horse/Jockey Name	Nitrogen
Final Rank	7
Fastest Section Time (Section)	0:11.64 (1200m)
Top Speed [km/h] (Section)	62.6 (1200m)
Race State	Finished

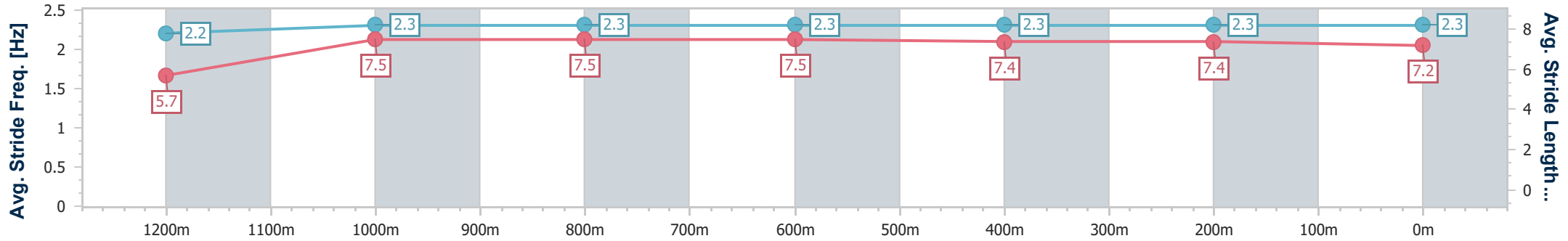
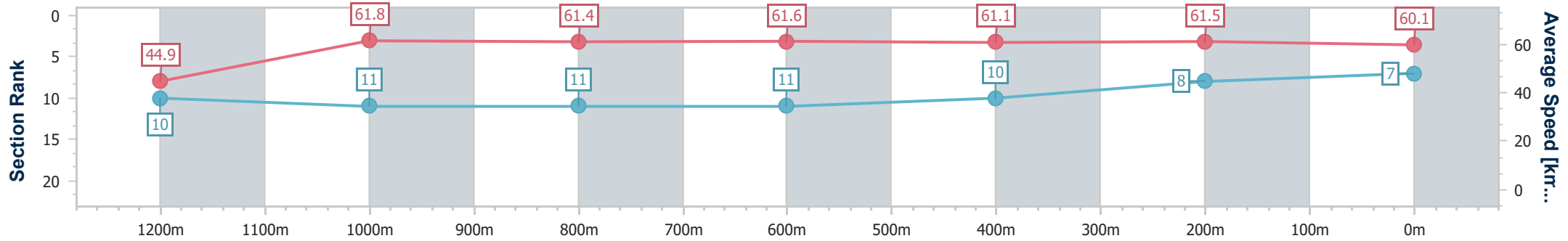


Ipswich QLD Professional
 Race 5: DEVELOP WITH 2DU CIVIL ENGINEERING Maiden
 Handicap - 1350m
 11 May 2024 - 14:31



Track Rating: Soft 5, Weather: Fine, Rail Position: +2m Entire

Section	Overall	1200m	1000m	800m	600m	400m	200m
Section Times	1:22.39 [7] (0:12.05)	1:10.34 [10] (0:11.64)	0:58.70 [11] (0:11.71)	0:46.99 [11] (0:11.67)	0:35.32 [11] (0:11.71)	0:23.61 [10] (0:11.65)	0:11.96 [8] (0:11.96)
Average Speed [km/h]	44.9	61.8	61.4	61.6	61.1	61.5	60.1
Top Speed [km/h]	61.2	62.6	62.6	62.3	62.2	62.3	62.4
Avg. Dist. to Rail [m]	1.7	0.5	0.2	0.7	1.1	0.9	1.9
Avg. Stride Freq. [Hz]	2.2	2.3	2.3	2.3	2.3	2.3	2.3
Avg. Stride Length [m]	5.7	7.5	7.5	7.5	7.4	7.4	7.2



- [] Ranking at each section and finish
- .-.- No data available at this section
- NA No data available



Horse/Jockey Name	Careful Missile
Final Rank	8
Fastest Section Time (Section)	0:11.33 (Overall)
Top Speed [km/h] (Section)	64.0 (1200m)
Race State	Finished

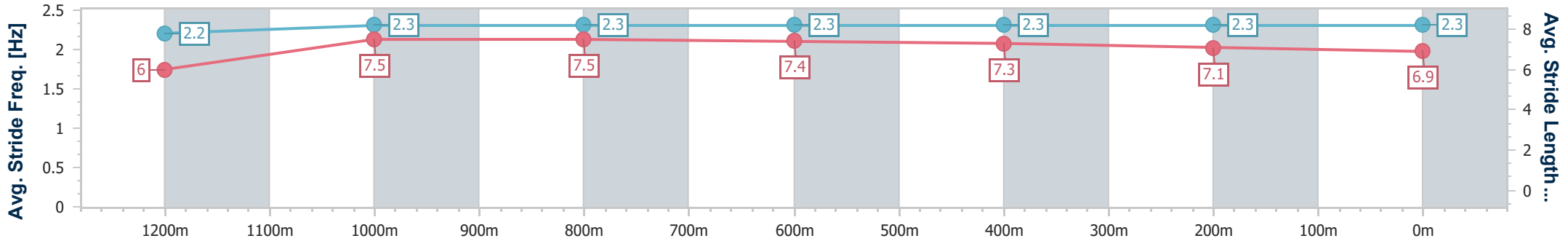
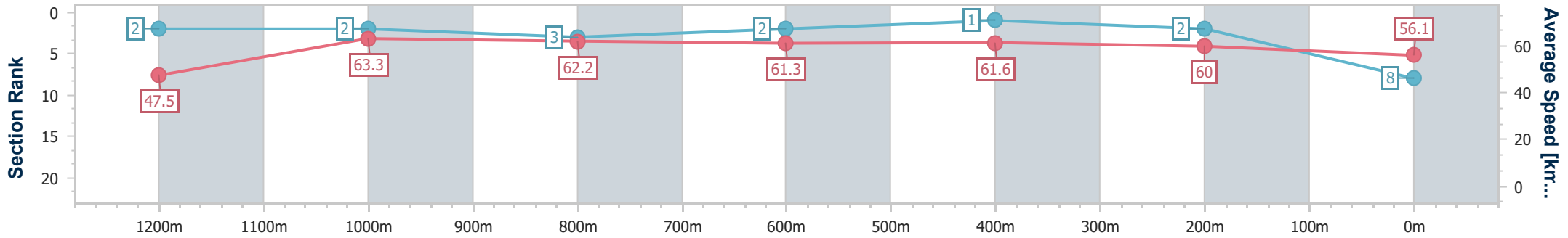


Ipswich QLD Professional
 Race 5: DEVELOP WITH 2DU CIVIL ENGINEERING Maiden
 Handicap - 1350m
 11 May 2024 - 14:31



Track Rating: Soft 5, Weather: Fine, Rail Position: +2m Entire

Section	Overall	1200m	1000m	800m	600m	400m	200m
Section Times	1:22.52 [8] (0:11.33)	1:11.19 [2] (0:11.42)	0:59.77 [2] (0:11.59)	0:48.18 [3] (0:11.77)	0:36.41 [2] (0:11.65)	0:24.76 [1] (0:11.92)	0:12.84 [2] (0:12.84)
Average Speed [km/h]	47.5	63.3	62.2	61.3	61.6	60.0	56.1
Top Speed [km/h]	63.2	64.0	62.8	61.9	62.3	61.1	59.1
Avg. Dist. to Rail [m]	3.3	1.6	0.7	0.3	0.6	0.9	1.0
Avg. Stride Freq. [Hz]	2.2	2.3	2.3	2.3	2.3	2.3	2.3
Avg. Stride Length [m]	6.0	7.5	7.5	7.4	7.3	7.1	6.9



- [] Ranking at each section and finish
- .-.- No data available at this section
- NA No data available



Horse/Jockey Name	Pig In The City
Final Rank	9
Fastest Section Time (Section)	0:11.54 (1000m)
Top Speed [km/h] (Section)	63.5 (1000m)
Race State	Finished

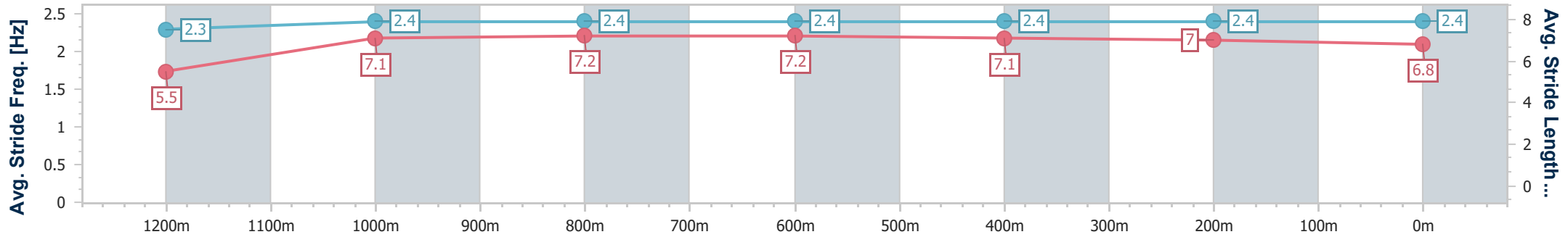
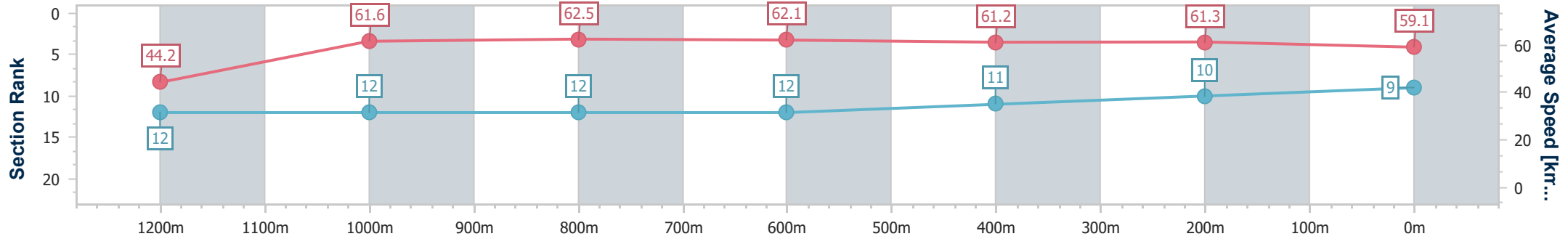


Ipswich QLD Professional
 Race 5: DEVELOP WITH 2DU CIVIL ENGINEERING Maiden
 Handicap - 1350m
 11 May 2024 - 14:31



Track Rating: Soft 5, Weather: Fine, Rail Position: +2m Entire

Section	Overall	1200m	1000m	800m	600m	400m	200m
Section Times	1:22.80 [9] (0:12.21)	1:10.59 [12] (0:11.70)	0:58.89 [12] (0:11.54)	0:47.35 [12] (0:11.62)	0:35.73 [12] (0:11.79)	0:23.94 [11] (0:11.77)	0:12.17 [10] (0:12.17)
Average Speed [km/h]	44.2	61.6	62.5	62.1	61.2	61.3	59.1
Top Speed [km/h]	61.6	62.9	63.5	62.6	62.1	61.8	60.9
Avg. Dist. to Rail [m]	5.6	1.3	1.0	0.5	0.4	1.1	4.7
Avg. Stride Freq. [Hz]	2.3	2.4	2.4	2.4	2.4	2.4	2.4
Avg. Stride Length [m]	5.5	7.1	7.2	7.2	7.1	7.0	6.8



- [] Ranking at each section and finish
- .-.- No data available at this section
- NA No data available



Horse/Jockey Name	La Stella Atleta
Final Rank	10
Fastest Section Time (Section)	0:11.28 (1200m)
Top Speed [km/h] (Section)	65.3 (1200m)
Race State	Finished

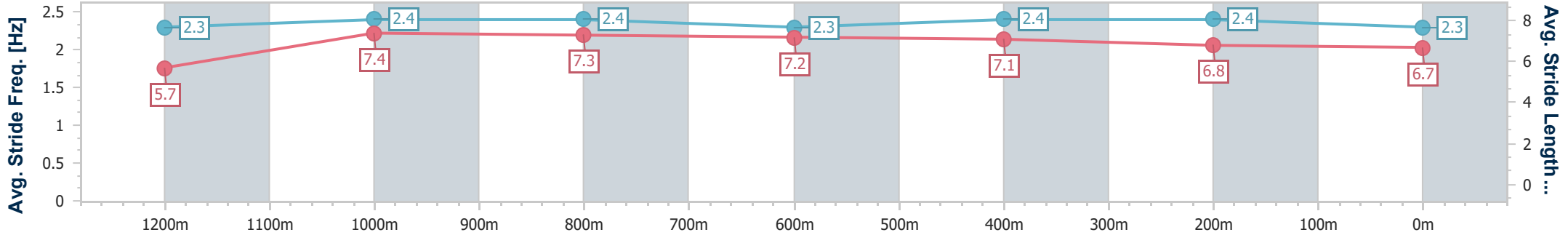
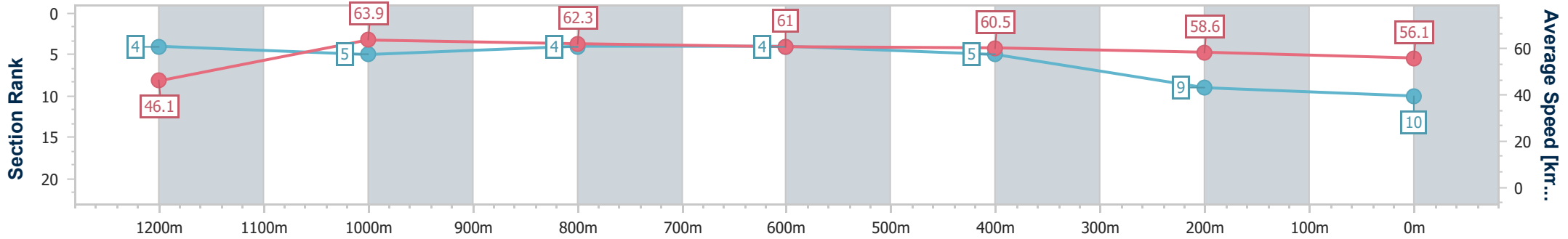


Ipswich QLD Professional
 Race 5: DEVELOP WITH 2DU CIVIL ENGINEERING Maiden
 Handicap - 1350m
 11 May 2024 - 14:31



Track Rating: Soft 5, Weather: Fine, Rail Position: +2m Entire

Section	Overall	1200m	1000m	800m	600m	400m	200m
Section Times	1:23.41 [10] (0:11.68)	1:11.73 [4] (0:11.28)	1:00.45 [5] (0:11.60)	0:48.85 [4] (0:11.77)	0:37.08 [4] (0:11.85)	0:25.23 [5] (0:12.39)	0:12.84 [9] (0:12.84)
Average Speed [km/h]	46.1	63.9	62.3	61.0	60.5	58.6	56.1
Top Speed [km/h]	62.1	65.3	62.9	62.9	61.1	60.5	58.3
Avg. Dist. to Rail [m]	5.9	1.4	0.7	0.3	0.6	3.3	7.0
Avg. Stride Freq. [Hz]	2.3	2.4	2.4	2.3	2.4	2.4	2.3
Avg. Stride Length [m]	5.7	7.4	7.3	7.2	7.1	6.8	6.7



- [] Ranking at each section and finish
- .-.- No data available at this section
- NA No data available



Horse/Jockey Name	Hold The Reins
Final Rank	11
Fastest Section Time (Section)	0:11.60 (1200m)
Top Speed [km/h] (Section)	63.0 (1200m)
Race State	Finished

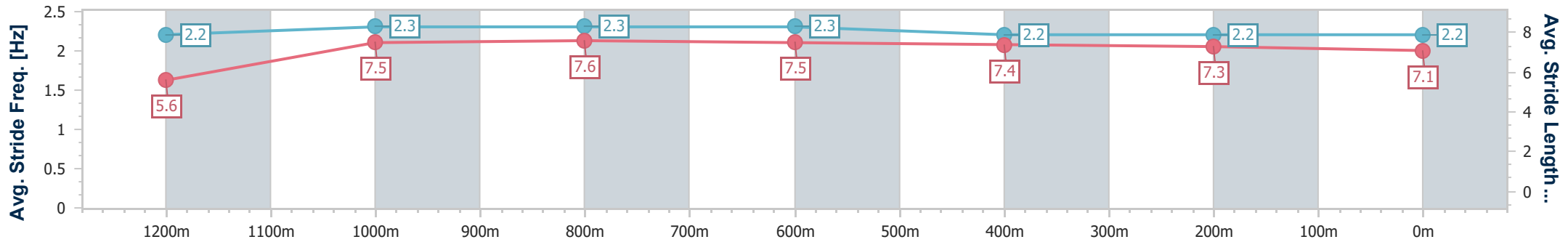
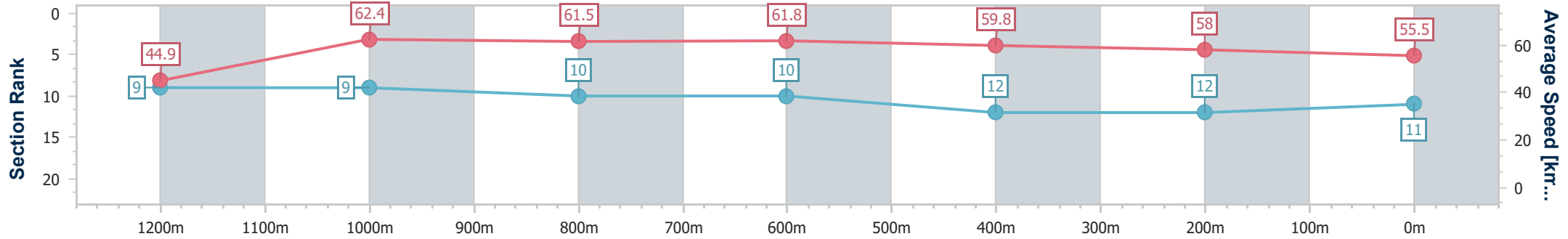


Ipswich QLD Professional
 Race 5: DEVELOP WITH 2DU CIVIL ENGINEERING Maiden
 Handicap - 1350m
 11 May 2024 - 14:31



Track Rating: Soft 5, Weather: Fine, Rail Position: +2m Entire

Section	Overall	1200m	1000m	800m	600m	400m	200m
Section Times	1:24.67 [11] (0:12.02)	1:12.65 [9] (0:11.60)	1:01.05 [9] (0:11.75)	0:49.30 [10] (0:11.70)	0:37.60 [10] (0:12.10)	0:25.50 [12] (0:12.56)	0:12.94 [12] (0:12.94)
Average Speed [km/h]	44.9	62.4	61.5	61.8	59.8	58.0	55.5
Top Speed [km/h]	61.9	63.0	62.5	62.5	60.8	58.8	57.8
Avg. Dist. to Rail [m]	7.6	1.9	2.1	1.6	1.6	2.8	3.9
Avg. Stride Freq. [Hz]	2.2	2.3	2.3	2.3	2.2	2.2	2.2
Avg. Stride Length [m]	5.6	7.5	7.6	7.5	7.4	7.3	7.1



- [] Ranking at each section and finish
- .-.- No data available at this section
- NA No data available



Horse/Jockey Name	Inspirational Diva
Final Rank	12
Fastest Section Time (Section)	0:11.28 (Overall)
Top Speed [km/h] (Section)	64.6 (1200m)
Race State	Finished

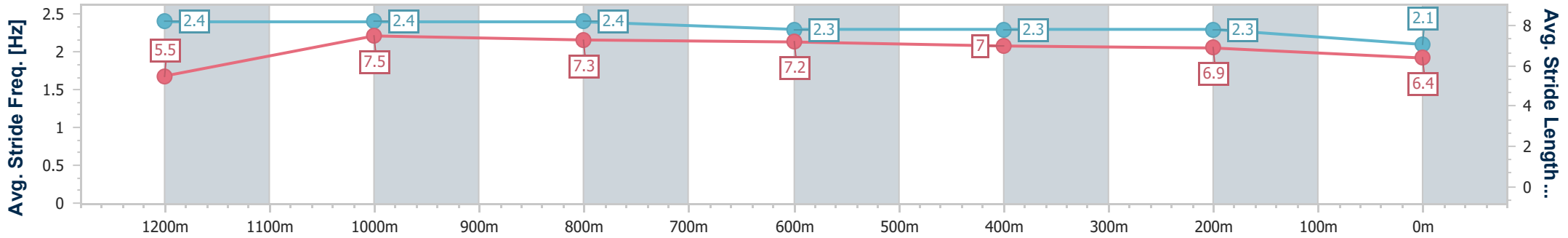
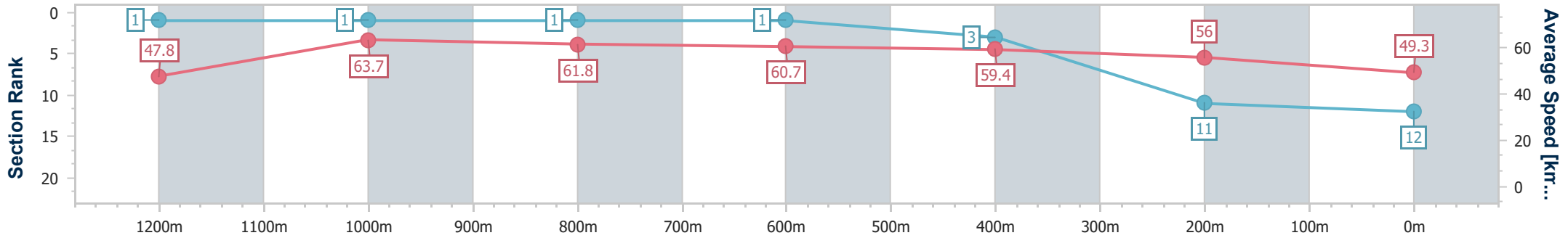


Ipswich QLD Professional
 Race 5: DEVELOP WITH 2DU CIVIL ENGINEERING Maiden Handicap - 1350m
 11 May 2024 - 14:31



Track Rating: Soft 5, Weather: Fine, Rail Position: +2m Entire

Section	Overall	1200m	1000m	800m	600m	400m	200m
Section Times	1:25.55 [12] (0:11.28)	1:14.27 [1] (0:11.35)	1:02.92 [1] (0:11.63)	0:51.29 [1] (0:11.83)	0:39.46 [1] (0:12.04)	0:27.42 [3] (0:12.85)	0:14.57 [11] (0:14.57)
Average Speed [km/h]	47.8	63.7	61.8	60.7	59.4	56.0	49.3
Top Speed [km/h]	64.6	64.6	62.4	61.7	60.7	58.0	53.8
Avg. Dist. to Rail [m]	0.7	0.8	0.3	0.7	0.7	0.8	0.5
Avg. Stride Freq. [Hz]	2.4	2.4	2.4	2.3	2.3	2.3	2.1
Avg. Stride Length [m]	5.5	7.5	7.3	7.2	7.0	6.9	6.4



- [] Ranking at each section and finish
- .-.- No data available at this section
- NA No data available



Ipswich QLD Professional
Race 6: TRIDAN ELECTRICAL CONTRACTORS Colts, Geldings & Entires
BENCHMARK 62 Handicap - 1100m
11 May 2024 - 15:06



Track Rating: Soft 5, Weather: Fine, Rail Position: +2m Entire

Section												Last 600m		
Field Times		Overall	1000m	800m	600m	400m	200m						0:34.55	
		1:04.85 (0:08.51)	0:56.34 (0:10.61)	0:45.73 (0:11.18)	0:34.55 (0:11.31)	0:23.24 (0:11.32)	0:11.92 (0:11.92)							
Rank	TAB	Horse/Jockey	Barrier	Top Speed [km/h]	Fastest Section							Margin	Distance Travelled [m]	
1	4	SPICY LEGEND Jag Guthmann-Chester	4	68.7	0:08.51	1:04.85 [1] (0:08.51)	0:56.34 [1] (0:10.61)	0:45.73 [1] (0:11.18)	0:34.55 [1] (0:11.31)	0:23.24 [1] (0:11.32)	0:11.92 [1] (0:11.92)	1:04.85	0:34.55	
2	8	THUNDER MANIA Jake Molloy	2	66.9	0:08.77	1:05.00 [2] (0:08.77)	0:56.23 [6] (0:10.96)	0:45.27 [5] (0:11.11)	0:34.16 [5] (0:11.41)	0:22.75 [6] (0:11.28)	0:11.47 [3] (0:11.47)	0.15L	0:34.16	+2
3	5	ROCKIN' ARTIE Justin Huxtable	10	66.6	0:08.87	1:05.55 [3] (0:08.87)	0:56.68 [7] (0:11.02)	0:45.66 [7] (0:11.11)	0:34.55 [7] (0:11.41)	0:23.14 [8] (0:11.51)	0:11.63 [10] (0:11.63)	0.55L	0:34.55	+4
4	3	DON'T DISS AROUND Nathan Fazackerley	1	66.7	0:09.31	1:05.65 [4] (0:09.31)	0:56.34 [9] (0:11.08)	0:45.26 [10] (0:10.93)	0:34.33 [10] (0:11.30)	0:23.03 [10] (0:11.26)	0:11.77 [8] (0:11.77)	0.1L	0:34.33	+3
5	12	SHAJAEA Dan McGillivray	9	69.7	0:08.59	1:05.71 [5] (0:08.59)	0:57.12 [3] (0:10.64)	0:46.48 [2] (0:11.19)	0:35.29 [2] (0:11.44)	0:23.85 [2] (0:11.55)	0:12.30 [2] (0:12.30)	0.06L	0:35.29	+3
6	6	INVICTUS LAD Micheal Hellyer	12	66.8	0:08.99	1:05.74 [6] (0:08.99)	0:56.75 [8] (0:11.12)	0:45.63 [8] (0:11.00)	0:34.63 [8] (0:11.20)	0:23.43 [7] (0:11.47)	0:11.96 [7] (0:11.96)	0.03L	0:34.63	+6
7	2	GHOST HUNTER Lilli Barr	5	69.2	0:08.66	1:05.95 [7] (0:08.66)	0:57.29 [4] (0:10.70)	0:46.59 [3] (0:11.24)	0:35.35 [4] (0:11.52)	0:23.83 [4] (0:11.61)	0:12.22 [5] (0:12.22)	0.21L	0:35.35	+7
8	1	DIVINE COURAGE Jai Williams	7	66.7	0:09.37	1:05.97 [8] (0:09.37)	0:56.60 [10] (0:10.90)	0:45.70 [9] (0:10.88)	0:34.82 [9] (0:11.34)	0:23.48 [9] (0:11.42)	0:12.06 [9] (0:12.06)	0.02L	0:34.82	-2
9	10	MAGURO Nozi Tomizawa	3	67.2	0:08.53	1:06.03 [9] (0:08.53)	0:57.50 [2] (0:10.87)	0:46.63 [4] (0:11.18)	0:35.45 [3] (0:11.48)	0:23.97 [3] (0:11.51)	0:12.46 [4] (0:12.46)	0.06L	0:35.45	+1
10	11	SUPEROKAY Boris Thornton	6	67.0	0:08.76	1:06.30 [10] (0:08.76)	0:57.54 [5] (0:11.02)	0:46.52 [6] (0:11.11)	0:35.41 [6] (0:11.31)	0:24.10 [5] (0:11.53)	0:12.57 [6] (0:12.57)	0.27L	0:35.41	+3

Scratched: Kernel Boom (#7), Hydroelectric (#9)



Horse/Jockey Name	Spicy Legend
Final Rank	1
Fastest Section Time (Section)	0:08.51 (Overall)
Top Speed [km/h] (Section)	68.7 (1000m)
Race State	Finished



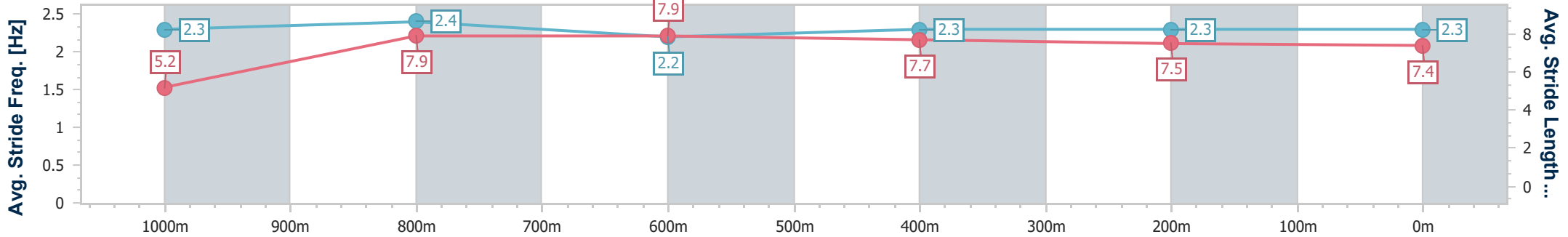
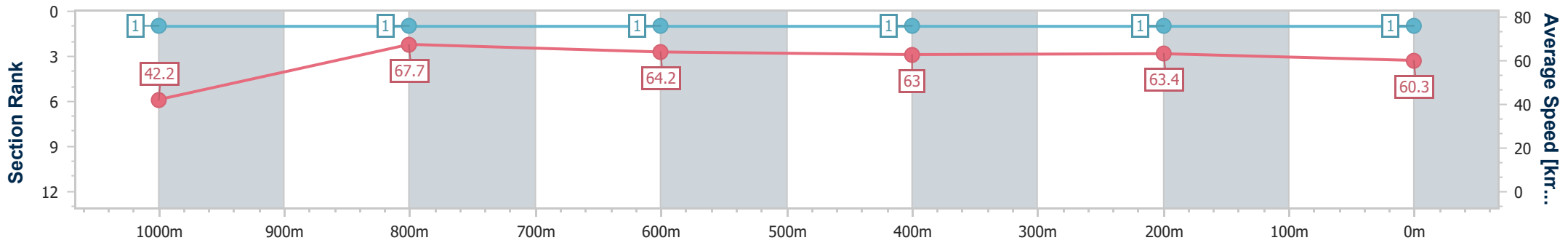
Ipswich QLD Professional
 Race 6: TRIDAN ELECTRICAL CONTRACTORS Colts, Geldings
 & Entires BENCHMARK 62 Handicap - 1100m



11 May 2024 - 15:06

Track Rating: Soft 5, Weather: Fine, Rail Position: +2m Entire

Section	Overall	1000m	800m	600m	400m	200m
Section Times	1:04.85 [1] (0:08.51)	0:56.34 [1] (0:10.61)	0:45.73 [1] (0:11.18)	0:34.55 [1] (0:11.31)	0:23.24 [1] (0:11.32)	0:11.92 [1] (0:11.92)
Average Speed [km/h]	42.2	67.7	64.2	63.0	63.4	60.3
Top Speed [km/h]	67.5	68.7	66.5	63.8	64.1	63.3
Avg. Dist. to Rail [m]	5.7	0.9	1.4	1.9	1.2	1.2
Avg. Stride Freq. [Hz]	2.3	2.4	2.2	2.3	2.3	2.3
Avg. Stride Length [m]	5.2	7.9	7.9	7.7	7.5	7.4



- [] Ranking at each section and finish
- .-.- No data available at this section
- NA No data available



Horse/Jockey Name	Thunder Mania
Final Rank	2
Fastest Section Time (Section)	0:08.77 (Overall)
Top Speed [km/h] (Section)	66.9 (800m)
Race State	Finished



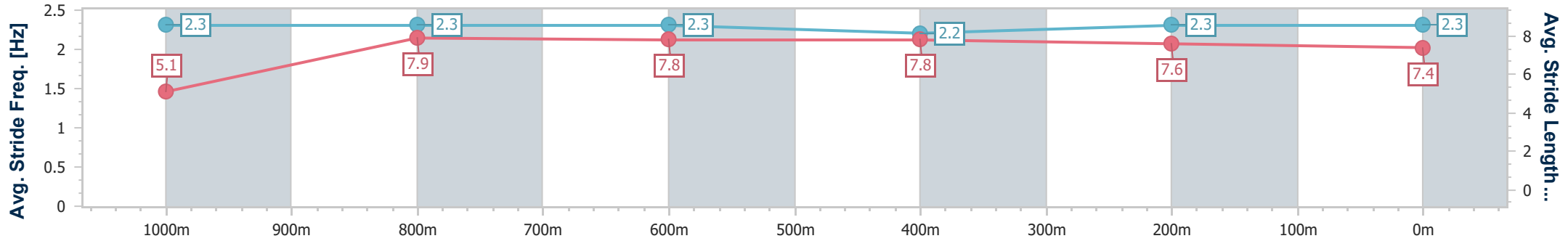
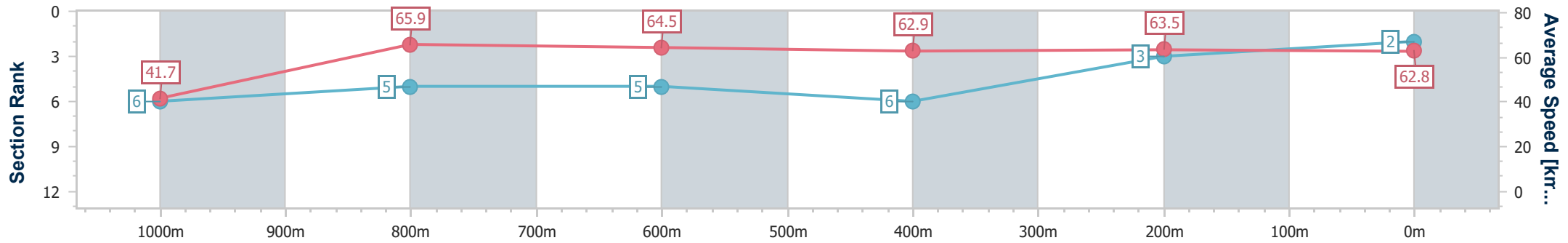
Ipswich QLD Professional
 Race 6: TRIDAN ELECTRICAL CONTRACTORS Colts, Geldings
 & Entires BENCHMARK 62 Handicap - 1100m



11 May 2024 - 15:06

Track Rating: Soft 5, Weather: Fine, Rail Position: +2m Entire

Section	Overall	1000m	800m	600m	400m	200m
Section Times	1:05.00 [2] (0:08.77)	0:56.23 [6] (0:10.96)	0:45.27 [5] (0:11.11)	0:34.16 [5] (0:11.41)	0:22.75 [6] (0:11.28)	0:11.47 [3] (0:11.47)
Average Speed [km/h]	41.7	65.9	64.5	62.9	63.5	62.8
Top Speed [km/h]	41.9	66.5	66.9	65.0	64.4	64.8
Avg. Dist. to Rail [m]	4.0	0.7	1.2	1.3	1.1	1.3
Avg. Stride Freq. [Hz]	2.3	2.3	2.3	2.2	2.3	2.3
Avg. Stride Length [m]	5.1	7.9	7.8	7.8	7.6	7.4



- [] Ranking at each section and finish
- .-.- No data available at this section
- NA No data available



Horse/Jockey Name	Rockin' Artie
Final Rank	3
Fastest Section Time (Section)	0:08.87 (Overall)
Top Speed [km/h] (Section)	66.6 (800m)
Race State	Finished



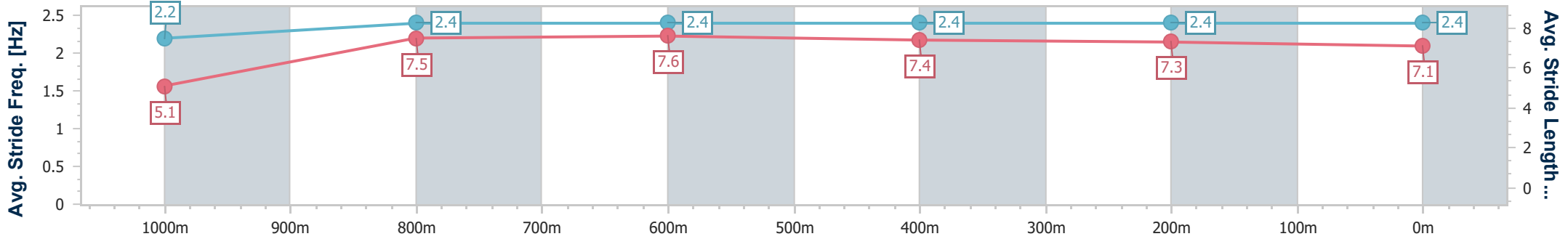
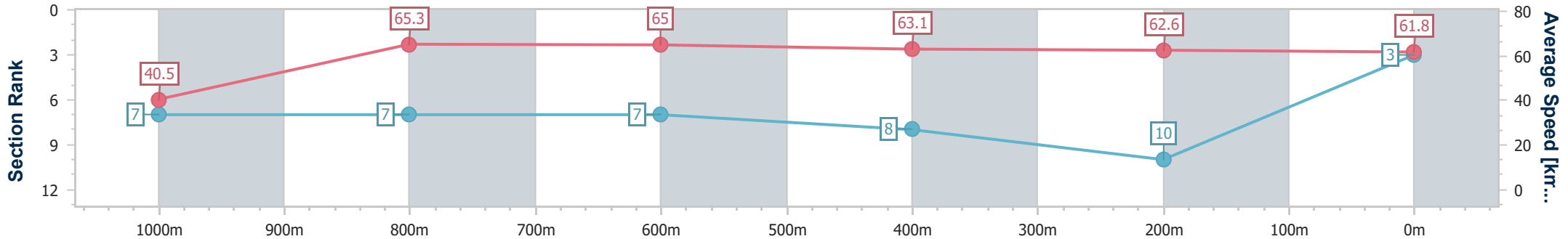
Ipswich QLD Professional
 Race 6: TRIDAN ELECTRICAL CONTRACTORS Colts, Geldings
 & Entires BENCHMARK 62 Handicap - 1100m



11 May 2024 - 15:06

Track Rating: Soft 5, Weather: Fine, Rail Position: +2m Entire

Section	Overall	1000m	800m	600m	400m	200m
Section Times	1:05.55 [3] (0:08.87)	0:56.68 [7] (0:11.02)	0:45.66 [7] (0:11.11)	0:34.55 [7] (0:11.41)	0:23.14 [8] (0:11.51)	0:11.63 [10] (0:11.63)
Average Speed [km/h]	40.5	65.3	65.0	63.1	62.6	61.8
Top Speed [km/h]	63.2	66.1	66.6	63.6	63.6	63.6
Avg. Dist. to Rail [m]	9.2	0.7	0.2	0.4	1.7	3.3
Avg. Stride Freq. [Hz]	2.2	2.4	2.4	2.4	2.4	2.4
Avg. Stride Length [m]	5.1	7.5	7.6	7.4	7.3	7.1



- [] Ranking at each section and finish
- .-.- No data available at this section
- NA No data available



Horse/Jockey Name	Don't Diss Around
Final Rank	4
Fastest Section Time (Section)	0:09.31 (Overall)
Top Speed [km/h] (Section)	66.7 (1000m)
Race State	Finished



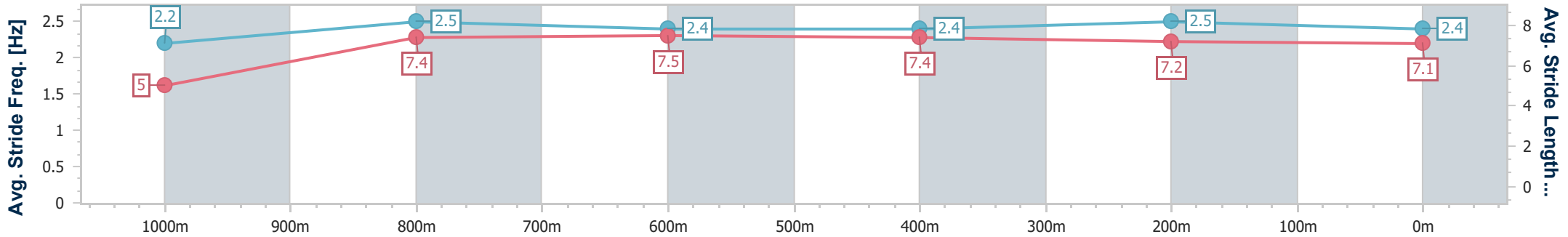
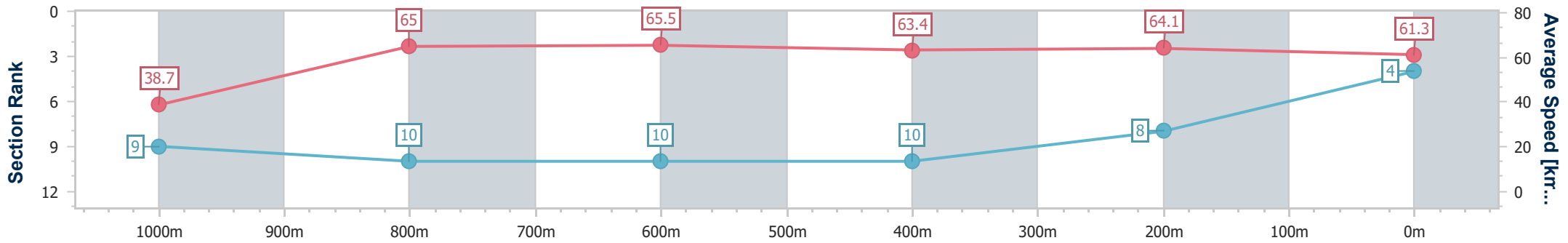
Ipswich QLD Professional
 Race 6: TRIDAN ELECTRICAL CONTRACTORS Colts, Geldings
 & Entires BENCHMARK 62 Handicap - 1100m



11 May 2024 - 15:06

Track Rating: Soft 5, Weather: Fine, Rail Position: +2m Entire

Section	Overall	1000m	800m	600m	400m	200m
Section Times	1:05.65 [4] (0:09.31)	0:56.34 [9] (0:11.08)	0:45.26 [10] (0:10.93)	0:34.33 [10] (0:11.30)	0:23.03 [10] (0:11.26)	0:11.77 [8] (0:11.77)
Average Speed [km/h]	38.7	65.0	65.5	63.4	64.1	61.3
Top Speed [km/h]	62.7	66.7	66.2	65.7	64.5	63.8
Avg. Dist. to Rail [m]	3.7	0.5	0.9	0.9	2.6	6.7
Avg. Stride Freq. [Hz]	2.2	2.5	2.4	2.4	2.5	2.4
Avg. Stride Length [m]	5.0	7.4	7.5	7.4	7.2	7.1



- [] Ranking at each section and finish
- .-.- No data available at this section
- NA No data available



Horse/Jockey Name	Shajaea
Final Rank	5
Fastest Section Time (Section)	0:08.59 (Overall)
Top Speed [km/h] (Section)	69.7 (1000m)
Race State	Finished



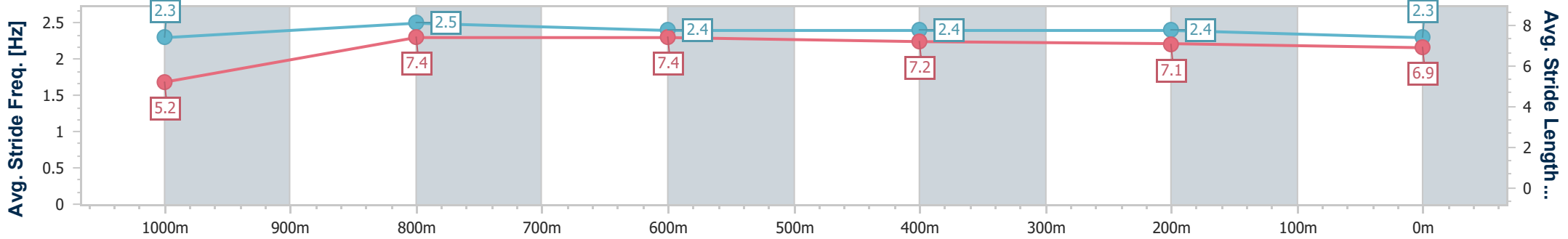
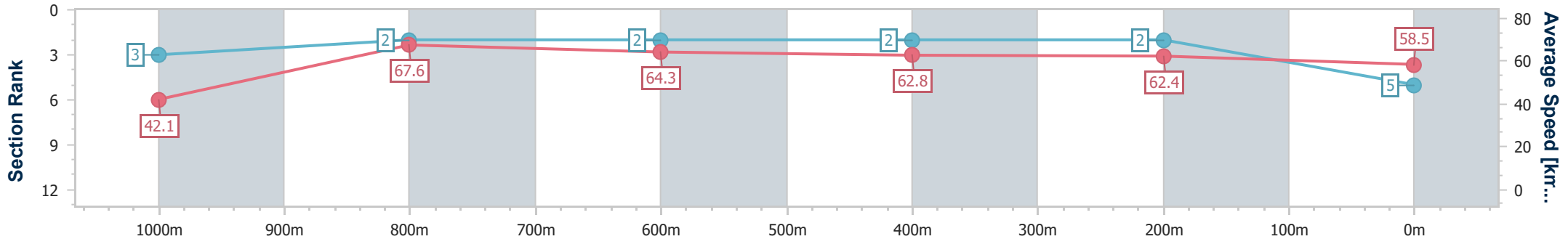
Ipswich QLD Professional
 Race 6: TRIDAN ELECTRICAL CONTRACTORS Colts, Geldings
 & Entires BENCHMARK 62 Handicap - 1100m



11 May 2024 - 15:06

Track Rating: Soft 5, Weather: Fine, Rail Position: +2m Entire

Section	Overall	1000m	800m	600m	400m	200m
Section Times	1:05.71 [5] (0:08.59)	0:57.12 [3] (0:10.64)	0:46.48 [2] (0:11.19)	0:35.29 [2] (0:11.44)	0:23.85 [2] (0:11.55)	0:12.30 [2] (0:12.30)
Average Speed [km/h]	42.1	67.6	64.3	62.8	62.4	58.5
Top Speed [km/h]	66.5	69.7	66.1	63.3	63.7	61.2
Avg. Dist. to Rail [m]	9.5	2.0	0.5	0.7	1.7	5.1
Avg. Stride Freq. [Hz]	2.3	2.5	2.4	2.4	2.4	2.3
Avg. Stride Length [m]	5.2	7.4	7.4	7.2	7.1	6.9



- [] Ranking at each section and finish
- .-.- No data available at this section
- NA No data available



Horse/Jockey Name	Invictus Lad
Final Rank	6
Fastest Section Time (Section)	0:08.99 (Overall)
Top Speed [km/h] (Section)	66.8 (800m)
Race State	Finished



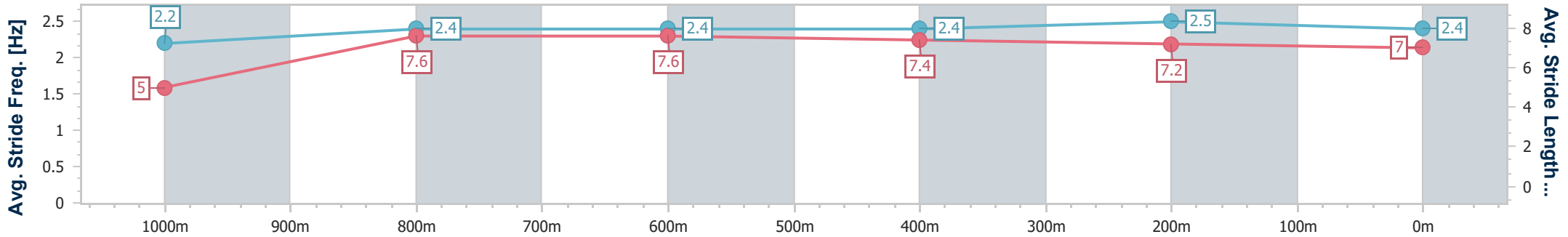
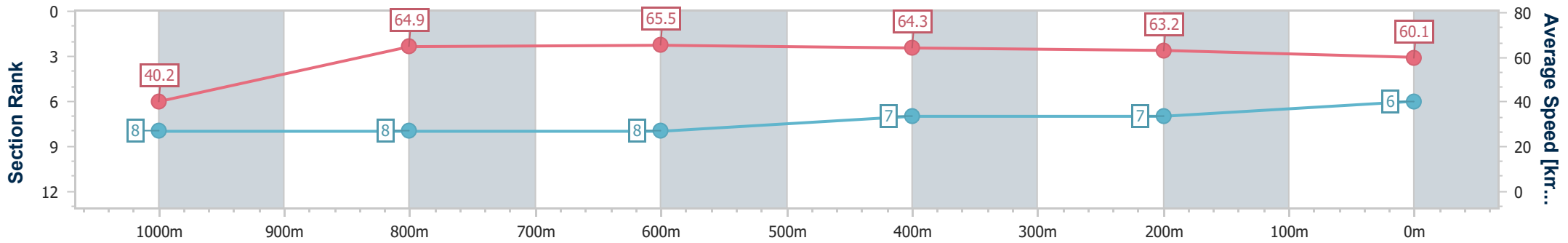
Ipswich QLD Professional
 Race 6: TRIDAN ELECTRICAL CONTRACTORS Colts, Geldings
 & Entires BENCHMARK 62 Handicap - 1100m



11 May 2024 - 15:06

Track Rating: Soft 5, Weather: Fine, Rail Position: +2m Entire

Section	Overall	1000m	800m	600m	400m	200m
Section Times	1:05.74 [6] (0:08.99)	0:56.75 [8] (0:11.12)	0:45.63 [8] (0:11.00)	0:34.63 [8] (0:11.20)	0:23.43 [7] (0:11.47)	0:11.96 [7] (0:11.96)
Average Speed [km/h]	40.2	64.9	65.5	64.3	63.2	60.1
Top Speed [km/h]	60.6	66.1	66.8	65.4	63.6	62.7
Avg. Dist. to Rail [m]	11.0	2.1	0.3	0.5	3.0	6.2
Avg. Stride Freq. [Hz]	2.2	2.4	2.4	2.4	2.5	2.4
Avg. Stride Length [m]	5.0	7.6	7.6	7.4	7.2	7.0



- [] Ranking at each section and finish
- .-.- No data available at this section
- NA No data available



Horse/Jockey Name	Ghost Hunter
Final Rank	7
Fastest Section Time (Section)	0:08.66 (Overall)
Top Speed [km/h] (Section)	69.2 (1000m)
Race State	Finished



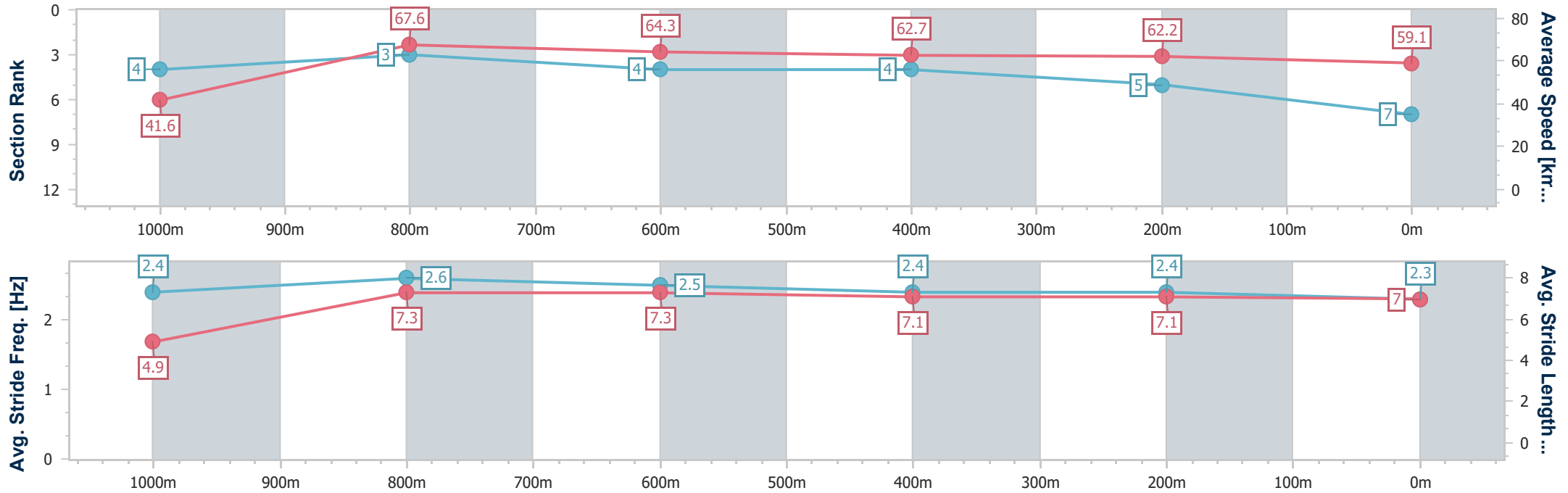
Ipswich QLD Professional
 Race 6: TRIDAN ELECTRICAL CONTRACTORS Colts, Geldings
 & Entires BENCHMARK 62 Handicap - 1100m



11 May 2024 - 15:06

Track Rating: Soft 5, Weather: Fine, Rail Position: +2m Entire

Section	Overall	1000m	800m	600m	400m	200m
Section Times	1:05.95 [7] (0:08.66)	0:57.29 [4] (0:10.70)	0:46.59 [3] (0:11.24)	0:35.35 [4] (0:11.52)	0:23.83 [4] (0:11.61)	0:12.22 [5] (0:12.22)
Average Speed [km/h]	41.6	67.6	64.3	62.7	62.2	59.1
Top Speed [km/h]	66.2	69.2	66.6	64.0	62.6	61.9
Avg. Dist. to Rail [m]	6.4	1.8	0.6	0.9	2.2	4.8
Avg. Stride Freq. [Hz]	2.4	2.6	2.5	2.4	2.4	2.3
Avg. Stride Length [m]	4.9	7.3	7.3	7.1	7.1	7.0



- [] Ranking at each section and finish
- .-.- No data available at this section
- NA No data available



Horse/Jockey Name	Divine Courage
Final Rank	8
Fastest Section Time (Section)	0:09.37 (Overall)
Top Speed [km/h] (Section)	66.7 (1000m)
Race State	Finished



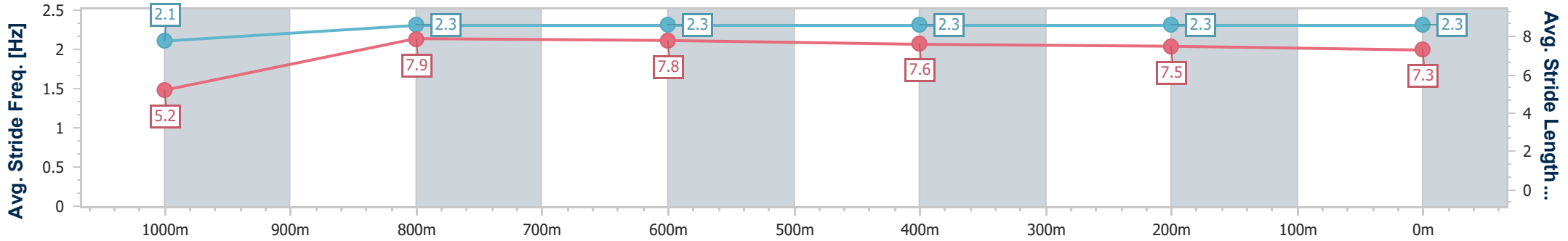
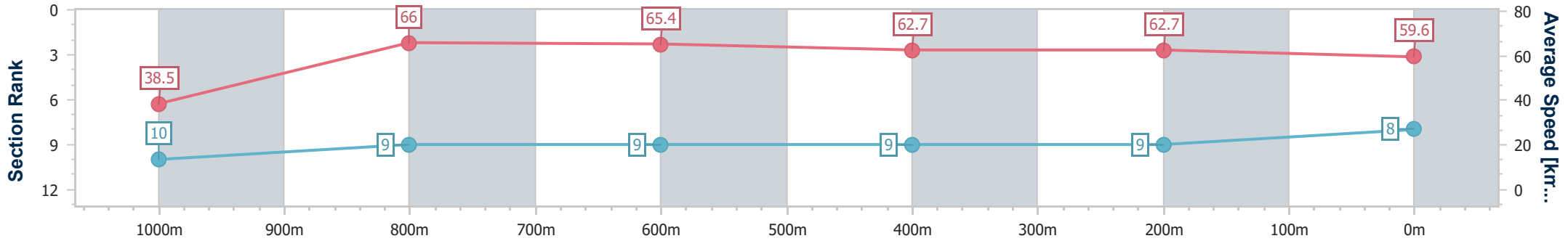
Ipswich QLD Professional
 Race 6: TRIDAN ELECTRICAL CONTRACTORS Colts, Geldings
 & Entires BENCHMARK 62 Handicap - 1100m



11 May 2024 - 15:06

Track Rating: Soft 5, Weather: Fine, Rail Position: +2m Entire

Section	Overall	1000m	800m	600m	400m	200m
Section Times	1:05.97 [8] (0:09.37)	0:56.60 [10] (0:10.90)	0:45.70 [9] (0:10.88)	0:34.82 [9] (0:11.34)	0:23.48 [9] (0:11.42)	0:12.06 [9] (0:12.06)
Average Speed [km/h]	38.5	66.0	65.4	62.7	62.7	59.6
Top Speed [km/h]	64.0	66.7	66.5	64.2	63.2	62.5
Avg. Dist. to Rail [m]	6.4	1.2	2.6	2.5	1.6	1.0
Avg. Stride Freq. [Hz]	2.1	2.3	2.3	2.3	2.3	2.3
Avg. Stride Length [m]	5.2	7.9	7.8	7.6	7.5	7.3



- [] Ranking at each section and finish
- .-.- No data available at this section
- NA No data available



Horse/Jockey Name	Maguro
Final Rank	9
Fastest Section Time (Section)	0:08.53 (Overall)
Top Speed [km/h] (Section)	67.2 (800m)
Race State	Finished



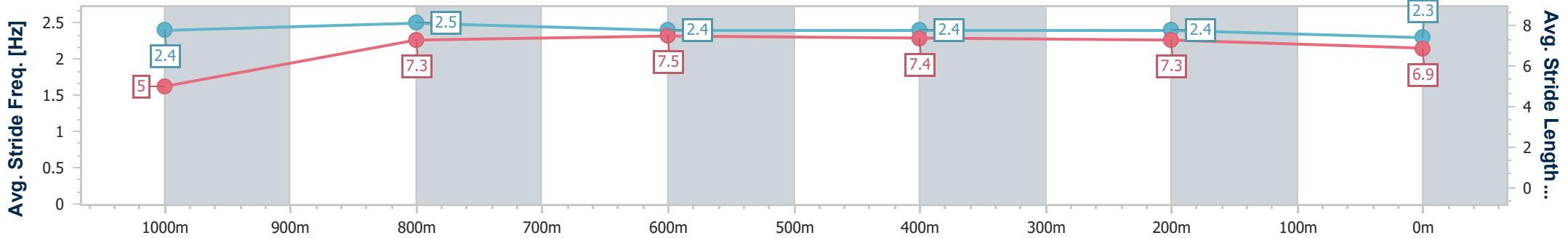
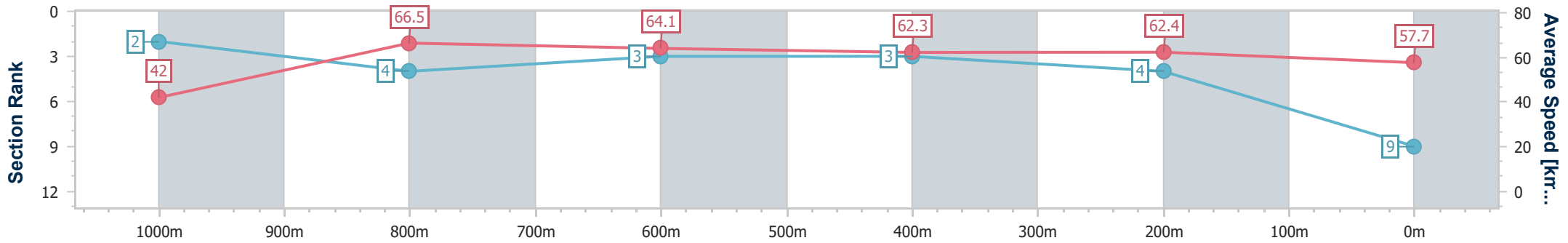
Ipswich QLD Professional
 Race 6: TRIDAN ELECTRICAL CONTRACTORS Colts, Geldings
 & Entires BENCHMARK 62 Handicap - 1100m



11 May 2024 - 15:06

Track Rating: Soft 5, Weather: Fine, Rail Position: +2m Entire

Section	Overall	1000m	800m	600m	400m	200m
Section Times	1:06.03 [9] (0:08.53)	0:57.50 [2] (0:10.87)	0:46.63 [4] (0:11.18)	0:35.45 [3] (0:11.48)	0:23.97 [3] (0:11.51)	0:12.46 [4] (0:12.46)
Average Speed [km/h]	42.0	66.5	64.1	62.3	62.4	57.7
Top Speed [km/h]	65.3	67.1	67.2	63.5	63.3	60.7
Avg. Dist. to Rail [m]	5.1	0.8	1.0	1.3	0.8	1.1
Avg. Stride Freq. [Hz]	2.4	2.5	2.4	2.4	2.4	2.3
Avg. Stride Length [m]	5.0	7.3	7.5	7.4	7.3	6.9



- [] Ranking at each section and finish
- .-.- No data available at this section
- NA No data available



Horse/Jockey Name	Superokay
Final Rank	10
Fastest Section Time (Section)	0:08.76 (Overall)
Top Speed [km/h] (Section)	67.0 (1000m)
Race State	Finished



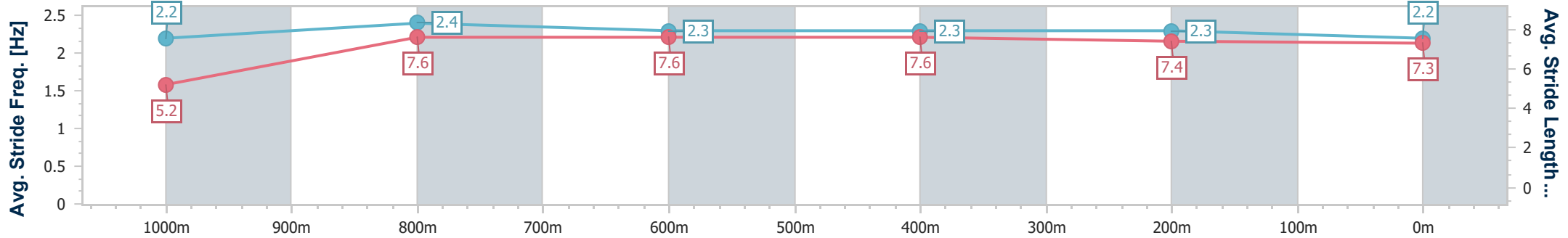
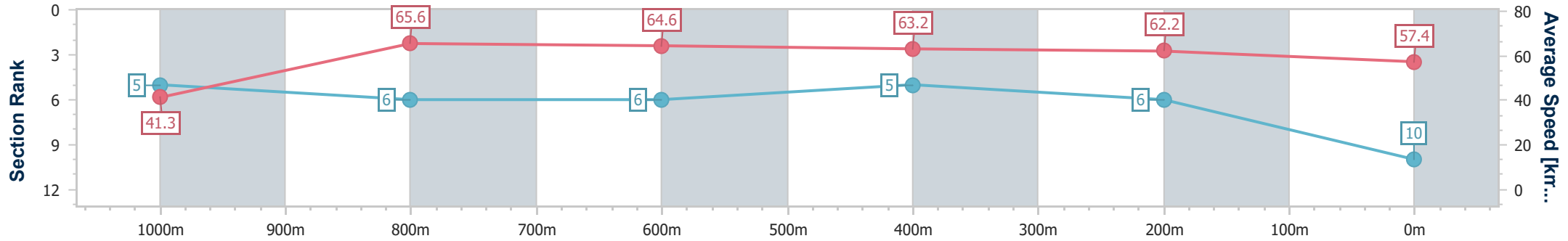
Ipswich QLD Professional
 Race 6: TRIDAN ELECTRICAL CONTRACTORS Colts, Geldings
 & Entires BENCHMARK 62 Handicap - 1100m



11 May 2024 - 15:06

Track Rating: Soft 5, Weather: Fine, Rail Position: +2m Entire

Section	Overall	1000m	800m	600m	400m	200m
Section Times	1:06.30 [10] (0:08.76)	0:57.54 [5] (0:11.02)	0:46.52 [6] (0:11.11)	0:35.41 [6] (0:11.31)	0:24.10 [5] (0:11.53)	0:12.57 [6] (0:12.57)
Average Speed [km/h]	41.3	65.6	64.6	63.2	62.2	57.4
Top Speed [km/h]	63.5	67.0	67.0	64.0	65.3	60.4
Avg. Dist. to Rail [m]	9.7	2.5	0.8	1.4	1.4	2.3
Avg. Stride Freq. [Hz]	2.2	2.4	2.3	2.3	2.3	2.2
Avg. Stride Length [m]	5.2	7.6	7.6	7.6	7.4	7.3



- [] Ranking at each section and finish
- .-.- No data available at this section
- NA No data available

Track Rating: Soft 5, Weather: Fine, Rail Position: +2.0M Entire

Section													Last 600m					
Field Times		Overall	1000m	800m	600m	400m	200m						0:35.35					
		1:05.58 (0:08.50)	0:57.08 (0:10.88)	0:46.20 (0:10.85)	0:35.35 (0:11.26)	0:24.09 (0:11.93)	0:12.16 (0:12.16)											
Rank	TAB	Horse/Jockey	Barrier	Top Speed [km/h]	Fastest Section												Margin	Distance Travelled [m]
1	6	LA BOQUERIA Cody Collis	4	68.0	0:08.84	1:05.58 [1] (0:08.84)	0:56.74 [8] (0:10.71)	0:46.03 [4] (0:10.98)	0:35.05 [5] (0:11.27)	0:23.78 [4] (0:11.80)	0:11.98 [4] (0:11.98)	1:05.58	0:35.05					
2	4	YALLA Boris Thornton	11	66.6	0:08.66	1:05.65 [2] (0:08.66)	0:56.99 [5] (0:11.26)	0:45.73 [8] (0:10.97)	0:34.76 [7] (0:11.29)	0:23.47 [7] (0:11.59)	0:11.88 [6] (0:11.88)	0.42L	0:34.76	+0				
3	1	KITRI Jai Williams	10	67.5	0:08.81	1:05.66 [3] (0:08.81)	0:56.85 [6] (0:10.90)	0:45.95 [6] (0:11.03)	0:34.92 [6] (0:11.35)	0:23.57 [6] (0:11.75)	0:11.82 [8] (0:11.82)	0.51L	0:34.92	+4				
4	13	DUCHESS BREE Anthony Allen	14	67.2	0:09.21	1:05.79 [4] (0:09.21)	0:56.58 [10] (0:11.04)	0:45.54 [10] (0:11.00)	0:34.54 [10] (0:11.38)	0:23.16 [10] (0:11.20)	0:11.96 [7] (0:11.96)	1.25L	0:34.54	+3				
5	9	EMILEE'S EMPIRE Jake Molloy	8	67.3	0:08.50	1:05.94 [5] (0:08.50)	0:57.44 [1] (0:10.90)	0:46.54 [3] (0:11.00)	0:35.54 [3] (0:11.32)	0:24.22 [3] (0:11.83)	0:12.39 [3] (0:12.39)	2.13L	0:35.54	+4				
6	14	MAGIC TALENT Lilli Barr	5	66.6	0:09.20	1:06.07 [6] (0:09.20)	0:56.87 [9] (0:10.99)	0:45.88 [9] (0:11.01)	0:34.87 [9] (0:11.43)	0:23.44 [9] (0:11.32)	0:12.12 [9] (0:12.12)	2.89L	0:34.87	+0				
7	2	SPIRIT OF MILAN Yvette Lewis	2	67.5	0:08.54	1:06.14 [7] (0:08.54)	0:57.60 [2] (0:10.84)	0:46.76 [1] (0:10.95)	0:35.81 [2] (0:11.25)	0:24.56 [2] (0:11.84)	0:12.72 [1] (0:12.72)	3.31L	0:35.81	-2				
8	16	SOOZIE MAREE Madeleine Wishart	12	65.7	0:08.64	1:06.30 [8] (0:08.64)	0:57.66 [4] (0:11.19)	0:46.47 [7] (0:11.17)	0:35.30 [8] (0:11.50)	0:23.80 [8] (0:11.67)	0:12.13 [10] (0:12.13)	4.27L	0:35.30	+4				
9	3	TYCOON MISTRESS Jag Guthmann-Chester	6	67.6	0:08.59	1:06.53 [9] (0:08.59)	0:57.94 [3] (0:10.80)	0:47.14 [2] (0:10.84)	0:36.30 [1] (0:11.26)	0:25.04 [1] (0:11.98)	0:13.06 [2] (0:13.06)	5.59L	0:36.30	+1				
10	5	EPICURIUS Wayne O'Connell	3	66.3	0:09.53	1:06.55 [10] (0:09.53)	0:57.02 [11] (0:11.27)	0:45.75 [11] (0:10.91)	0:34.84 [11] (0:11.36)	0:23.48 [11] (0:11.47)	0:12.01 [11] (0:12.01)	5.71L	0:34.84	-1				

Scratched: Just Looking (#10), Pianist (#7), Ready To Boom (#12), Swanic Boom (#15), Top Bird (#8)



Ipswich QLD Professional
Race 7: EDDIES COMMUNITY EVENT Fillies & Mares BENCHMARK 62
Handicap - 1100m
11 May 2024 - 15:47



Track Rating: Soft 5, Weather: Fine, Rail Position: +2.0M Entire

Section	Overall	1000m	800m	600m	400m	200m	Last 600m
Field Times	1:05.58 (0:08.50)	0:57.08 (0:10.88)	0:46.20 (0:10.85)	0:35.35 (0:11.26)	0:24.09 (0:11.93)	0:12.16 (0:12.16)	0:35.35

Rank	TAB	Horse/Jockey	Barrier	Top Speed [km/h]	Fastest Section	Margin	Distance Travelled [m]
11	11	YEMEAN	7	67.8	0:08.84	6.8L	+2
		Justin Huxtable		1000m	Overall		
					1:06.73 [11] (0:08.84)		
					0:57.89 [7] (0:10.75)		
					0:47.14 [5] (0:10.91)		
					0:36.23 [4] (0:11.32)		
					0:24.91 [5] (0:11.94)		
					0:12.97 [5] (0:12.97)		

Scratched: Just Looking (#10), Pianist (#7), Ready To Boom (#12), Swanic Boom (#15), Top Bird (#8)

[] Ranking at each section and finish
 -:-:- No data available at this section
 NA No data available

SCN Saddle cloth number
 DNF Did not finish
 DNT Did not track



Horse/Jockey Name	La Boqueria
Final Rank	1
Fastest Section Time (Section)	0:08.84 (Overall)
Top Speed [km/h] (Section)	68.0 (1000m)
Race State	Finished



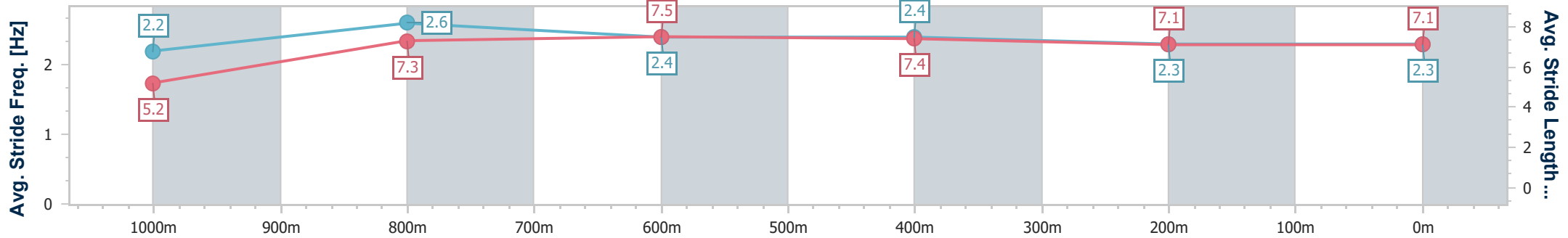
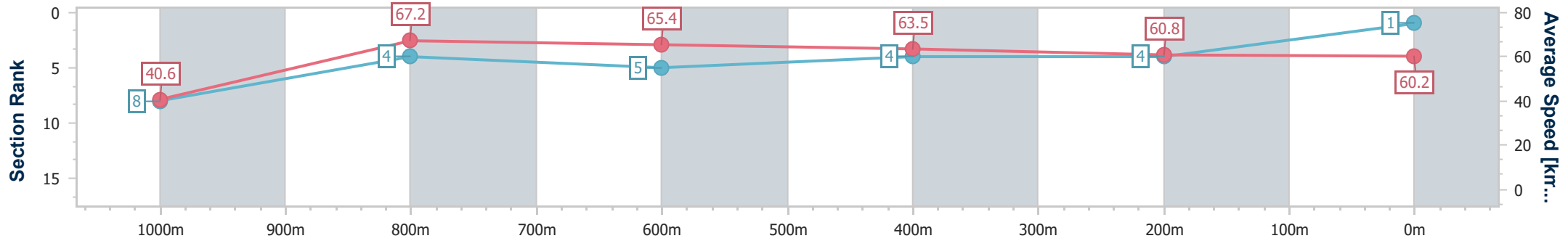
Ipswich QLD Professional
 Race 7: EDDIES COMMUNITY EVENT Fillies & Mares
 BENCHMARK 62 Handicap - 1100m



11 May 2024 - 15:47

Track Rating: Soft 5, Weather: Fine, Rail Position: +2.0M Entire

Section	Overall	1000m	800m	600m	400m	200m
Section Times	1:05.58 [1] (0:08.84)	0:56.74 [8] (0:10.71)	0:46.03 [4] (0:10.98)	0:35.05 [5] (0:11.27)	0:23.78 [4] (0:11.80)	0:11.98 [4] (0:11.98)
Average Speed [km/h]	40.6	67.2	65.4	63.5	60.8	60.2
Top Speed [km/h]	65.9	68.0	66.7	65.0	61.9	61.3
Avg. Dist. to Rail [m]	4.2	0.4	1.0	1.0	1.1	0.5
Avg. Stride Freq. [Hz]	2.2	2.6	2.4	2.4	2.3	2.3
Avg. Stride Length [m]	5.2	7.3	7.5	7.4	7.1	7.1



- [] Ranking at each section and finish
- .-.- No data available at this section
- NA No data available



Horse/Jockey Name	Yalla
Final Rank	2
Fastest Section Time (Section)	0:08.66 (Overall)
Top Speed [km/h] (Section)	66.6 (1000m)
Race State	Finished



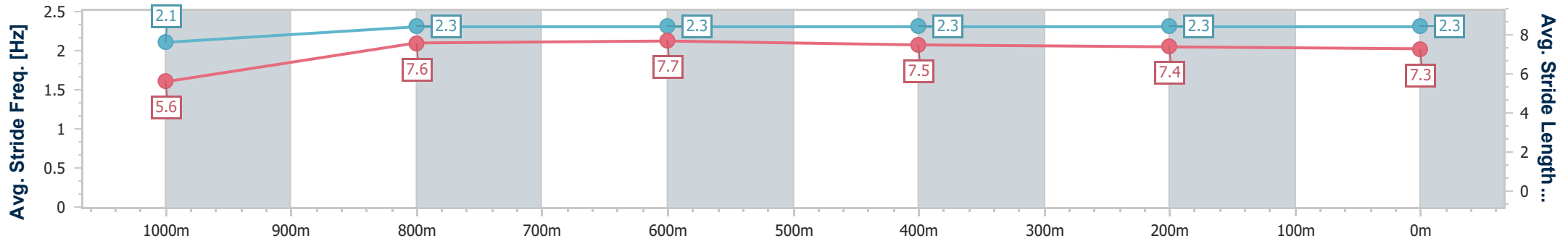
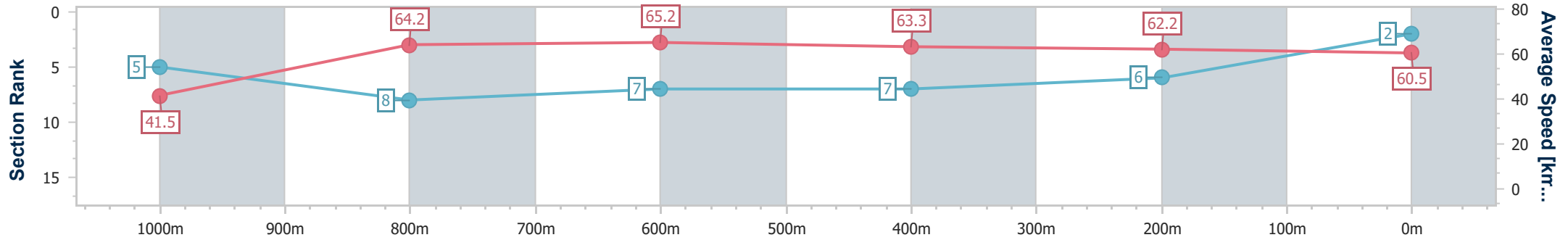
Ipswich QLD Professional
 Race 7: EDDIES COMMUNITY EVENT Fillies & Mares
 BENCHMARK 62 Handicap - 1100m



11 May 2024 - 15:47

Track Rating: Soft 5, Weather: Fine, Rail Position: +2.0M Entire

Section	Overall	1000m	800m	600m	400m	200m
Section Times	1:05.65 [2] (0:08.66)	0:56.99 [5] (0:11.26)	0:45.73 [8] (0:10.97)	0:34.76 [7] (0:11.29)	0:23.47 [7] (0:11.59)	0:11.88 [6]
Average Speed [km/h]	41.5	64.2	65.2	63.3	62.2	60.5
Top Speed [km/h]	61.2	66.6	66.2	64.4	63.3	61.8
Avg. Dist. to Rail [m]	9.5	1.9	1.0	1.3	1.8	4.4
Avg. Stride Freq. [Hz]	2.1	2.3	2.3	2.3	2.3	2.3
Avg. Stride Length [m]	5.6	7.6	7.7	7.5	7.4	7.3



- [] Ranking at each section and finish
- .-.- No data available at this section
- NA No data available



Horse/Jockey Name	Kitri
Final Rank	3
Fastest Section Time (Section)	0:08.81 (Overall)
Top Speed [km/h] (Section)	67.5 (1000m)
Race State	Finished



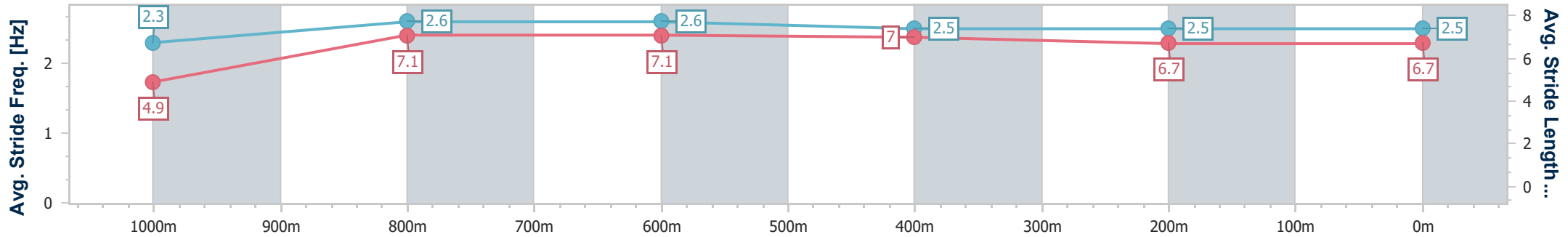
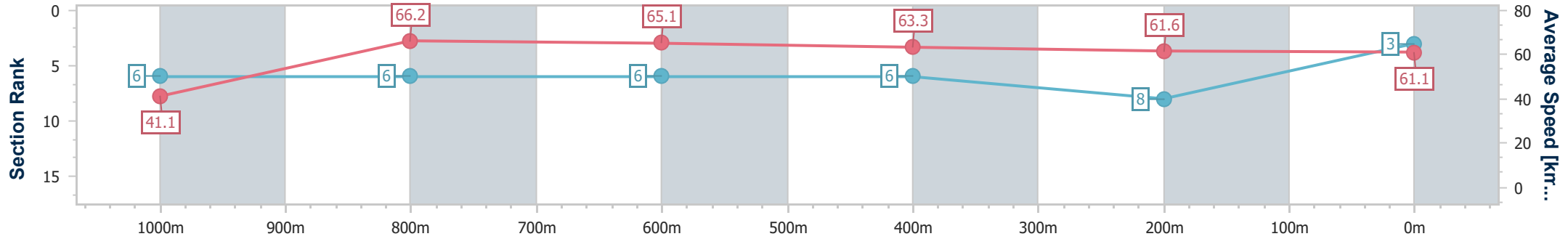
Ipswich QLD Professional
 Race 7: EDDIES COMMUNITY EVENT Fillies & Mares
 BENCHMARK 62 Handicap - 1100m



11 May 2024 - 15:47

Track Rating: Soft 5, Weather: Fine, Rail Position: +2.0M Entire

Section	Overall	1000m	800m	600m	400m	200m
Section Times	1:05.66 [3] (0:08.81)	0:56.85 [6] (0:10.90)	0:45.95 [6] (0:11.03)	0:34.92 [6] (0:11.35)	0:23.57 [6] (0:11.75)	0:11.82 [8] (0:11.82)
Average Speed [km/h]	41.1	66.2	65.1	63.3	61.6	61.1
Top Speed [km/h]	63.1	67.5	67.4	64.1	63.1	62.3
Avg. Dist. to Rail [m]	9.0	2.1	0.2	0.3	2.6	6.0
Avg. Stride Freq. [Hz]	2.3	2.6	2.6	2.5	2.5	2.5
Avg. Stride Length [m]	4.9	7.1	7.1	7.0	6.7	6.7



- [] Ranking at each section and finish
- .-.- No data available at this section
- NA No data available



Horse/Jockey Name	Duchess Bree
Final Rank	4
Fastest Section Time (Section)	0:09.21 (Overall)
Top Speed [km/h] (Section)	67.2 (1000m)
Race State	Finished



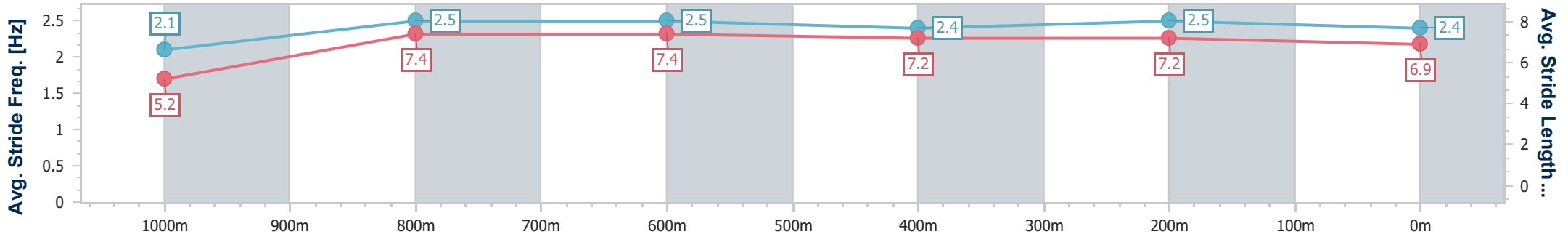
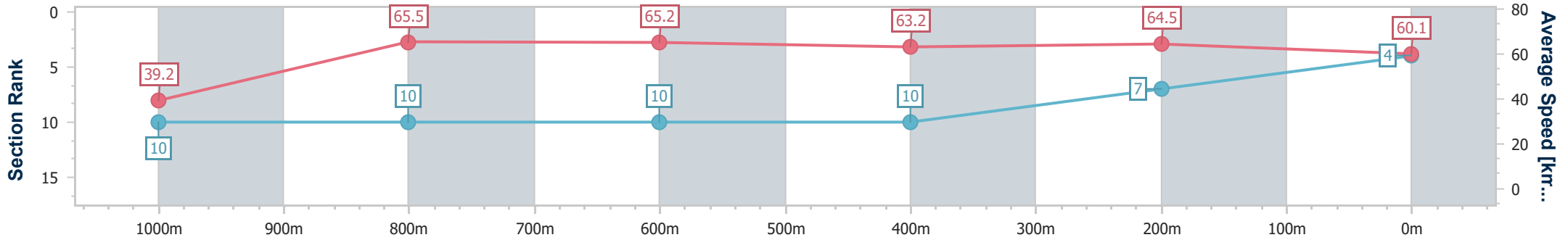
Ipswich QLD Professional
 Race 7: EDDIES COMMUNITY EVENT Fillies & Mares
 BENCHMARK 62 Handicap - 1100m



11 May 2024 - 15:47

Track Rating: Soft 5, Weather: Fine, Rail Position: +2.0M Entire

Section	Overall	1000m	800m	600m	400m	200m
Section Times	1:05.79 [4] (0:09.21)	0:56.58 [10] (0:11.04)	0:45.54 [10] (0:11.00)	0:34.54 [10] (0:11.38)	0:23.16 [10] (0:11.20)	0:11.96 [7] (0:11.96)
Average Speed [km/h]	39.2	65.5	65.2	63.2	64.5	60.1
Top Speed [km/h]	61.3	67.2	67.1	64.5	66.0	63.1
Avg. Dist. to Rail [m]	10.3	1.3	0.3	0.2	2.8	8.3
Avg. Stride Freq. [Hz]	2.1	2.5	2.5	2.4	2.5	2.4
Avg. Stride Length [m]	5.2	7.4	7.4	7.2	7.2	6.9



- [] Ranking at each section and finish
- .-.- No data available at this section
- NA No data available



Horse/Jockey Name	Emilee's Empire
Final Rank	5
Fastest Section Time (Section)	0:08.50 (Overall)
Top Speed [km/h] (Section)	67.3 (800m)
Race State	Finished



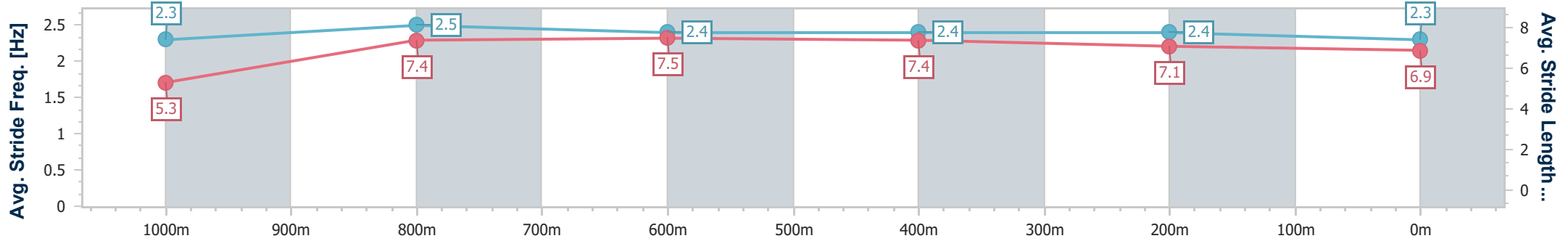
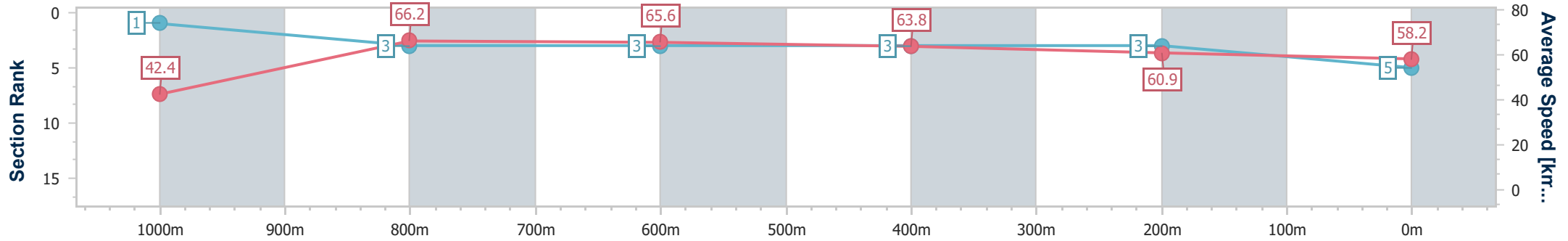
Ipswich QLD Professional
 Race 7: EDDIES COMMUNITY EVENT Fillies & Mares
 BENCHMARK 62 Handicap - 1100m



11 May 2024 - 15:47

Track Rating: Soft 5, Weather: Fine, Rail Position: +2.0M Entire

Section	Overall	1000m	800m	600m	400m	200m
Section Times	1:05.94 [5] (0:08.50)	0:57.44 [1] (0:10.90)	0:46.54 [3] (0:11.00)	0:35.54 [3] (0:11.32)	0:24.22 [3] (0:11.83)	0:12.39 [3] (0:12.39)
Average Speed [km/h]	42.4	66.2	65.6	63.8	60.9	58.2
Top Speed [km/h]	64.1	67.1	67.3	65.0	62.3	60.2
Avg. Dist. to Rail [m]	6.3	1.5	0.5	0.2	1.4	3.3
Avg. Stride Freq. [Hz]	2.3	2.5	2.4	2.4	2.4	2.3
Avg. Stride Length [m]	5.3	7.4	7.5	7.4	7.1	6.9



- [] Ranking at each section and finish
- .-.- No data available at this section
- NA No data available



Horse/Jockey Name	Magic Talent
Final Rank	6
Fastest Section Time (Section)	0:09.20 (Overall)
Top Speed [km/h] (Section)	66.6 (1000m)
Race State	Finished



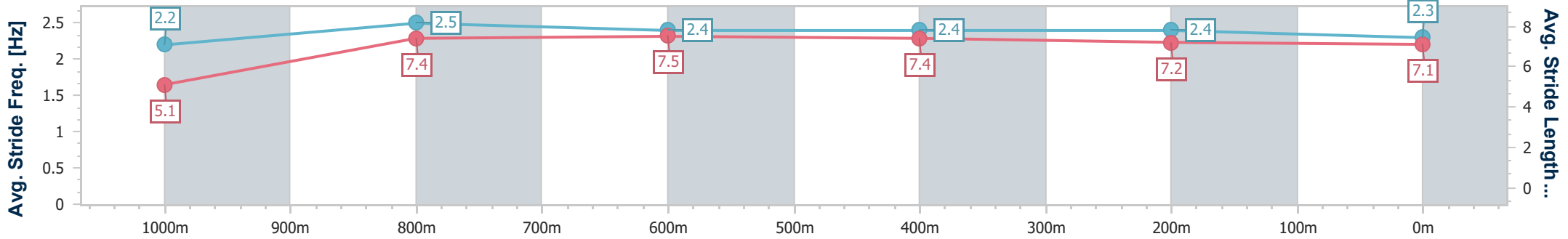
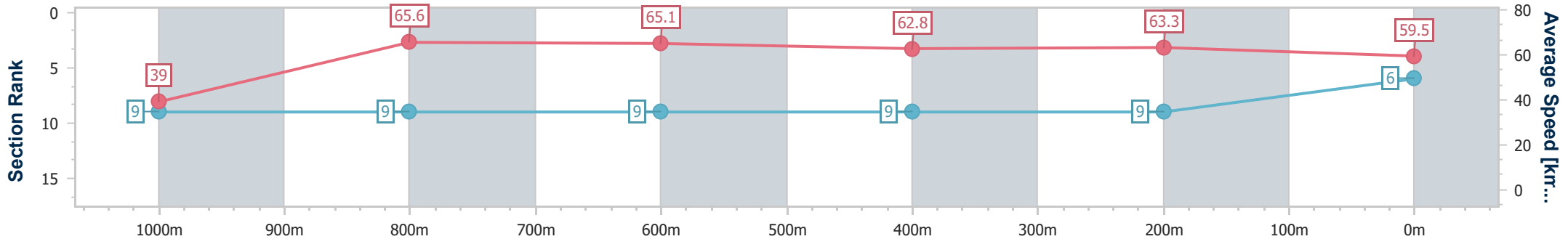
Ipswich QLD Professional
 Race 7: EDDIES COMMUNITY EVENT Fillies & Mares
 BENCHMARK 62 Handicap - 1100m



11 May 2024 - 15:47

Track Rating: Soft 5, Weather: Fine, Rail Position: +2.0M Entire

Section	Overall	1000m	800m	600m	400m	200m
Section Times	1:06.07 [6] (0:09.20)	0:56.87 [9] (0:10.99)	0:45.88 [9] (0:11.01)	0:34.87 [9] (0:11.43)	0:23.44 [9] (0:11.32)	0:12.12 [9] (0:12.12)
Average Speed [km/h]	39.0	65.6	65.1	62.8	63.3	59.5
Top Speed [km/h]	62.4	66.6	66.3	63.5	64.3	62.7
Avg. Dist. to Rail [m]	5.5	0.7	0.9	1.2	0.9	2.7
Avg. Stride Freq. [Hz]	2.2	2.5	2.4	2.4	2.4	2.3
Avg. Stride Length [m]	5.1	7.4	7.5	7.4	7.2	7.1



- [] Ranking at each section and finish
- .-.- No data available at this section
- NA No data available



Horse/Jockey Name	Spirit Of Milan
Final Rank	7
Fastest Section Time (Section)	0:08.54 (Overall)
Top Speed [km/h] (Section)	67.5 (1000m)
Race State	Finished



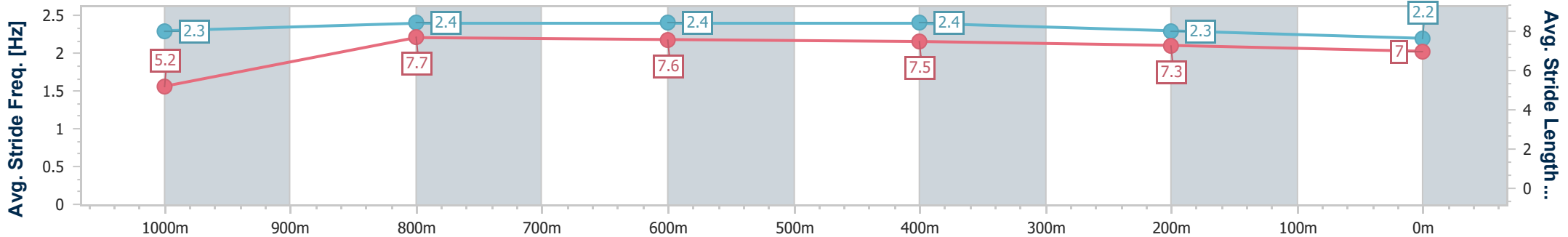
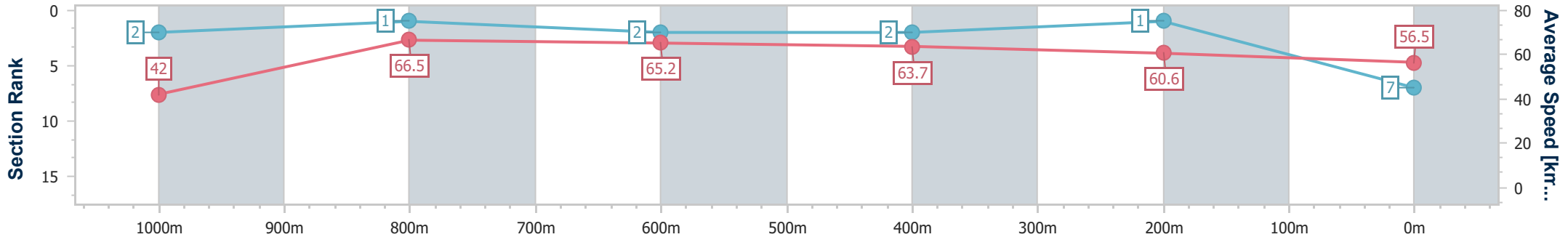
Ipswich QLD Professional
 Race 7: EDDIES COMMUNITY EVENT Fillies & Mares
 BENCHMARK 62 Handicap - 1100m



11 May 2024 - 15:47

Track Rating: Soft 5, Weather: Fine, Rail Position: +2.0M Entire

Section	Overall	1000m	800m	600m	400m	200m
Section Times	1:06.14 [7] (0:08.54)	0:57.60 [2] (0:10.84)	0:46.76 [1] (0:10.95)	0:35.81 [2] (0:11.25)	0:24.56 [2] (0:11.84)	0:12.72 [1] (0:12.72)
Average Speed [km/h]	42.0	66.5	65.2	63.7	60.6	56.5
Top Speed [km/h]	66.0	67.5	66.1	65.9	61.3	59.7
Avg. Dist. to Rail [m]	3.3	1.0	1.6	1.4	0.9	0.7
Avg. Stride Freq. [Hz]	2.3	2.4	2.4	2.4	2.3	2.2
Avg. Stride Length [m]	5.2	7.7	7.6	7.5	7.3	7.0



- [] Ranking at each section and finish
- .-.- No data available at this section
- NA No data available



Horse/Jockey Name	Soozie Maree
Final Rank	8
Fastest Section Time (Section)	0:08.64 (Overall)
Top Speed [km/h] (Section)	65.7 (1000m)
Race State	Finished



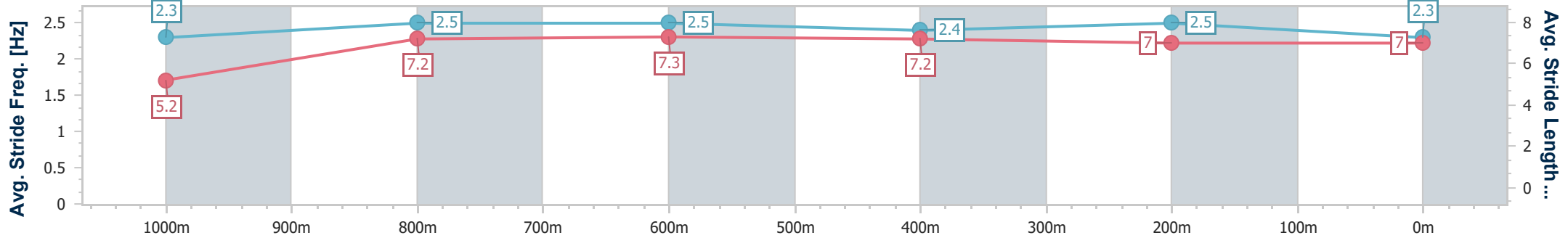
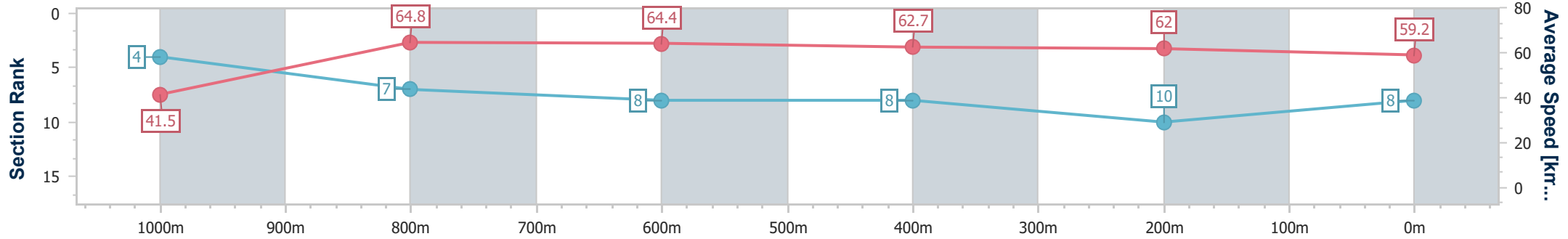
Ipswich QLD Professional
 Race 7: EDDIES COMMUNITY EVENT Fillies & Mares
 BENCHMARK 62 Handicap - 1100m



11 May 2024 - 15:47

Track Rating: Soft 5, Weather: Fine, Rail Position: +2.0M Entire

Section	Overall	1000m	800m	600m	400m	200m
Section Times	1:06.30 [8] (0:08.64)	0:57.66 [4] (0:11.19)	0:46.47 [7] (0:11.17)	0:35.30 [8] (0:11.50)	0:23.80 [8] (0:11.67)	0:12.13 [10] (0:12.13)
Average Speed [km/h]	41.5	64.8	64.4	62.7	62.0	59.2
Top Speed [km/h]	62.4	65.7	65.4	63.8	62.6	61.1
Avg. Dist. to Rail [m]	10.6	3.6	0.4	0.4	1.5	4.4
Avg. Stride Freq. [Hz]	2.3	2.5	2.5	2.4	2.5	2.3
Avg. Stride Length [m]	5.2	7.2	7.3	7.2	7.0	7.0



- [] Ranking at each section and finish
- .-.- No data available at this section
- NA No data available



Horse/Jockey Name	Tycoon Mistress
Final Rank	9
Fastest Section Time (Section)	0:08.59 (Overall)
Top Speed [km/h] (Section)	67.6 (1000m)
Race State	Finished



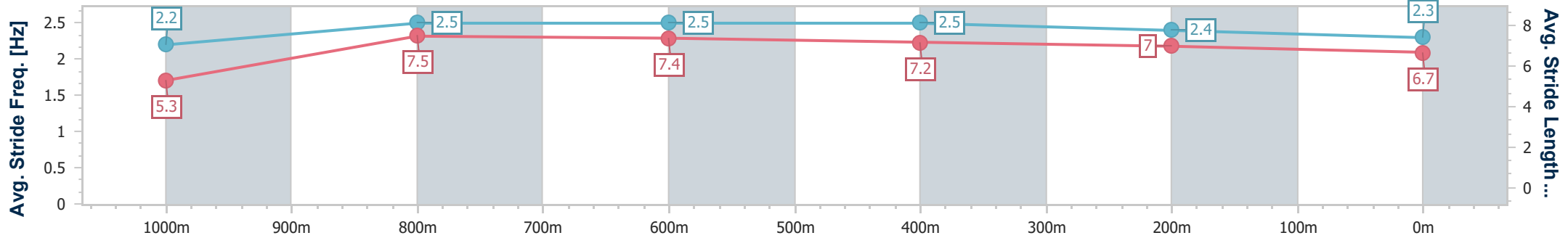
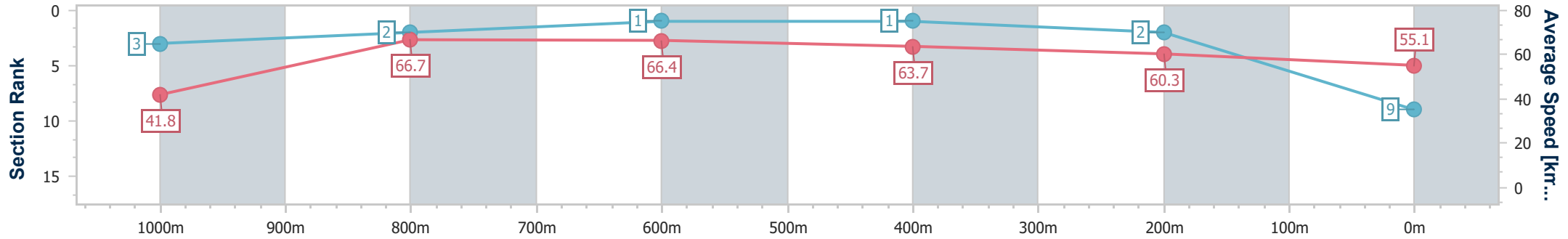
Ipswich QLD Professional
 Race 7: EDDIES COMMUNITY EVENT Fillies & Mares
 BENCHMARK 62 Handicap - 1100m



11 May 2024 - 15:47

Track Rating: Soft 5, Weather: Fine, Rail Position: +2.0M Entire

Section	Overall	1000m	800m	600m	400m	200m
Section Times	1:06.53 [9] (0:08.59)	0:57.94 [3] (0:10.80)	0:47.14 [2] (0:10.84)	0:36.30 [1] (0:11.26)	0:25.04 [1] (0:11.98)	0:13.06 [2] (0:13.06)
Average Speed [km/h]	41.8	66.7	66.4	63.7	60.3	55.1
Top Speed [km/h]	64.0	67.6	67.2	66.1	63.0	58.2
Avg. Dist. to Rail [m]	5.8	0.9	0.3	0.5	0.7	1.9
Avg. Stride Freq. [Hz]	2.2	2.5	2.5	2.5	2.4	2.3
Avg. Stride Length [m]	5.3	7.5	7.4	7.2	7.0	6.7



- [] Ranking at each section and finish
- .-.- No data available at this section
- NA No data available



Horse/Jockey Name	Epicurious
Final Rank	10
Fastest Section Time (Section)	0:09.53 (Overall)
Top Speed [km/h] (Section)	66.3 (800m)
Race State	Finished



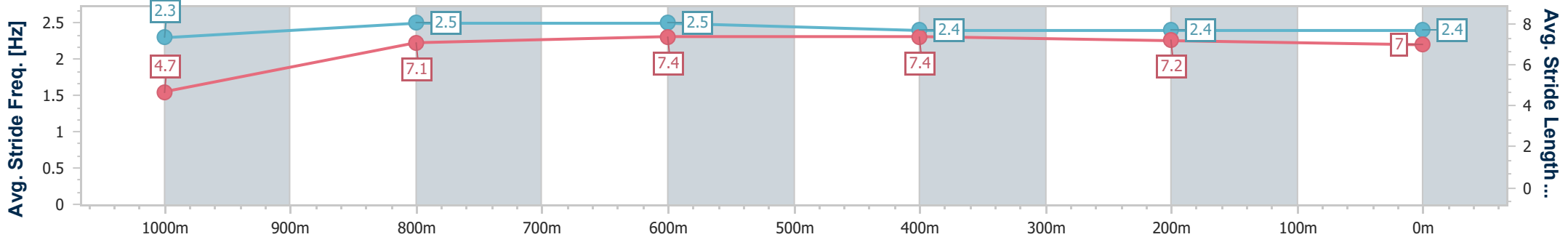
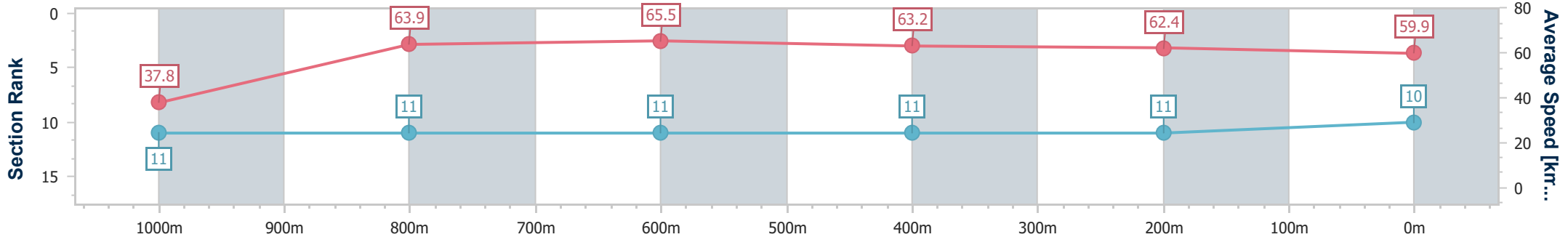
Ipswich QLD Professional
 Race 7: EDDIES COMMUNITY EVENT Fillies & Mares
 BENCHMARK 62 Handicap - 1100m



11 May 2024 - 15:47

Track Rating: Soft 5, Weather: Fine, Rail Position: +2.0M Entire

Section	Overall	1000m	800m	600m	400m	200m
Section Times	1:06.55 [10] (0:09.53)	0:57.02 [11] (0:11.27)	0:45.75 [11] (0:10.91)	0:34.84 [11] (0:11.36)	0:23.48 [11] (0:11.47)	0:12.01 [11] (0:12.01)
Average Speed [km/h]	37.8	63.9	65.5	63.2	62.4	59.9
Top Speed [km/h]	60.2	65.5	66.3	65.3	63.9	63.1
Avg. Dist. to Rail [m]	2.8	0.4	1.2	1.0	1.2	0.9
Avg. Stride Freq. [Hz]	2.3	2.5	2.5	2.4	2.4	2.4
Avg. Stride Length [m]	4.7	7.1	7.4	7.4	7.2	7.0



- [] Ranking at each section and finish
- .-.- No data available at this section
- NA No data available



Horse/Jockey Name	Yemean
Final Rank	11
Fastest Section Time (Section)	0:08.84 (Overall)
Top Speed [km/h] (Section)	67.8 (1000m)
Race State	Finished



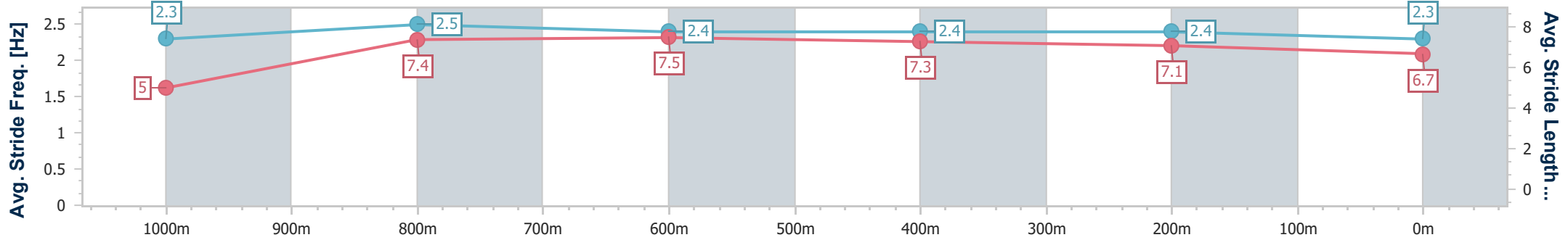
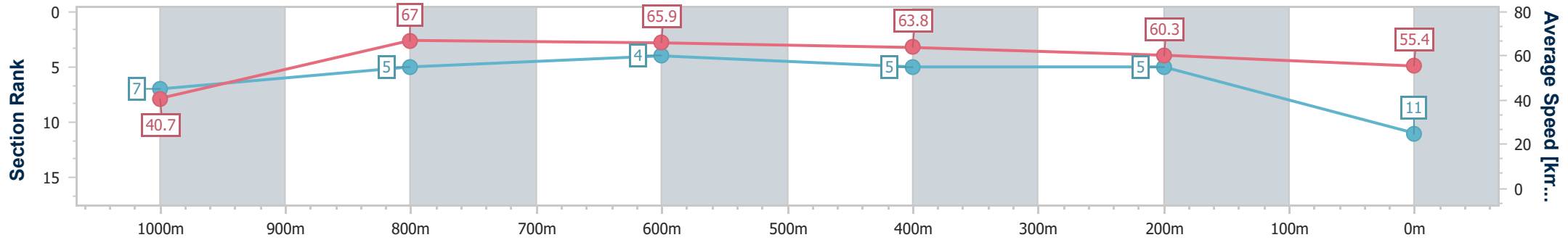
Ipswich QLD Professional
 Race 7: EDDIES COMMUNITY EVENT Fillies & Mares
 BENCHMARK 62 Handicap - 1100m



11 May 2024 - 15:47

Track Rating: Soft 5, Weather: Fine, Rail Position: +2.0M Entire

Section	Overall	1000m	800m	600m	400m	200m
Section Times	1:06.73 [11] (0:08.84)	0:57.89 [7] (0:10.75)	0:47.14 [5] (0:10.91)	0:36.23 [4] (0:11.32)	0:24.91 [5] (0:11.94)	0:12.97 [5] (0:12.97)
Average Speed [km/h]	40.7	67.0	65.9	63.8	60.3	55.4
Top Speed [km/h]	65.4	67.8	67.4	65.2	62.1	58.7
Avg. Dist. to Rail [m]	6.0	0.7	0.3	0.3	0.4	0.7
Avg. Stride Freq. [Hz]	2.3	2.5	2.4	2.4	2.4	2.3
Avg. Stride Length [m]	5.0	7.4	7.5	7.3	7.1	6.7



- [] Ranking at each section and finish
- .-.- No data available at this section
- NA No data available

Track Rating: Soft 5, Weather: Fine, Rail Position: +2m Entire

Section		Field Times										Last 600m				
		Overall	1200m	1000m	800m	600m	400m						0:35.06			
		1:22.00 (0:11.56)	1:10.44 (0:11.78)	0:58.66 (0:11.82)	0:46.84 (0:11.78)	0:35.06 (0:11.65)	0:23.41 (0:11.58)									
Rank	TAB	Horse/Jockey	Barrier	Top Speed [km/h]	Fastest Section											Distance Travelled [m]
1	5	INVAHIR Jag Guthmann-Chester	4	63.5 400m	0:11.56 Overall	1:22.00 [1] (0:11.56)	1:10.44 [1] (0:11.78)	0:58.66 [1] (0:11.82)	0:46.84 [1] (0:11.79)	0:35.05 [2] (0:11.64)	0:23.41 [1] (0:11.58)	0:35.05				
2	2	READY FOR ANYTHING Cody Collis	6	63.4 400m	0:11.45 400m	1:22.02 [2] (0:11.83)	1:10.19 [4] (0:11.75)	0:58.44 [4] (0:11.83)	0:46.61 [3] (0:11.73)	0:34.88 [3] (0:11.68)	0:23.20 [4] (0:11.45)	0:34.88		+4		
3	4	COUP DE TONNERRE Micheal Hellyer	5	62.9 400m	0:11.54 200m	1:22.14 [3] (0:12.03)	1:10.11 [5] (0:11.81)	0:58.30 [5] (0:11.88)	0:46.42 [5] (0:11.62)	0:34.80 [5] (0:11.66)	0:23.14 [6] (0:11.60)	0:34.80		+0		
4	6	SECURITY ADVISOR Melea Castle	9	64.6 200m	0:11.39 200m	1:22.17 [4] (0:12.21)	1:09.96 [7] (0:11.86)	0:58.10 [8] (0:11.98)	0:46.12 [8] (0:11.56)	0:34.56 [8] (0:11.69)	0:22.87 [8] (0:11.48)	0:34.56		+4		
5	7	SPILL THE SECRET Boris Thornton	10	63.8 400m	0:11.52 400m	1:22.22 [5] (0:12.06)	1:10.16 [6] (0:11.79)	0:58.37 [6] (0:11.89)	0:46.48 [6] (0:11.64)	0:34.84 [6] (0:11.59)	0:23.25 [5] (0:11.52)	0:34.84		+4		
6	13	SLY CORNER Girish Goomany	11	63.8 400m	0:11.47 400m	1:22.31 [6] (0:12.31)	1:10.00 [8] (0:11.75)	0:58.25 [7] (0:11.93)	0:46.32 [7] (0:11.61)	0:34.71 [7] (0:11.64)	0:23.07 [7] (0:11.47)	0:34.71		+0		
7	9	STAR SEEKER Rikki Jamieson	1	62.6 400m	0:11.65 400m	1:22.33 [7] (0:11.70)	1:10.63 [2] (0:11.87)	0:58.76 [3] (0:11.87)	0:46.89 [4] (0:11.70)	0:35.19 [4] (0:11.67)	0:23.52 [3] (0:11.65)	0:35.19		+0		
8	10	TAKARA STAR Casey Waddell	7	63.4 400m	0:11.59 400m	1:22.41 [8] (0:11.73)	1:10.68 [3] (0:11.68)	0:59.00 [2] (0:11.81)	0:47.19 [2] (0:11.72)	0:35.47 [1] (0:11.69)	0:23.78 [2] (0:11.59)	0:35.47		+3		
9	11	SADDLES Anthony Allen	13	64.3 400m	0:11.42 400m	1:22.75 [9] (0:12.36)	1:10.39 [9] (0:12.00)	0:58.39 [9] (0:12.01)	0:46.38 [9] (0:11.54)	0:34.84 [10] (0:11.63)	0:23.21 [10] (0:11.42)	0:34.84		+4		
10	3	MASTER COPY Justin Huxtable	2	63.8 400m	0:11.48 800m	1:22.84 [10] (0:12.83)	1:10.01 [10] (0:11.59)	0:58.42 [10] (0:11.98)	0:46.44 [10] (0:11.48)	0:34.96 [9] (0:11.63)	0:23.33 [9] (0:11.51)	0:34.96		-1		

Scratched: Pick Za Beans (#8), Flash Zariz (#12), Matter Of Honour (#1)

Ipswich QLD Professional

Race 8: INFIELD FESTIVAL ON SALE Class 4 Handicap - 1350m

11 May 2024 - 16:23

Track Rating: Soft 5, Weather: Fine, Rail Position: +2m Entire

Section				200m				Last 600m	
Field Times				0:11.83 (0:11.83)				0:35.06	
Rank	TAB	Horse/Jockey	Barrier	Top Speed [km/h]	Fastest Section	Margin			Distance Travelled [m]
1	5	INVAHIR Jag Guthmann-Chester	4	63.5 400m	0:11.56 Overall	0:11.83 [1] (0:11.83)	1:22.00		0:35.05
2	2	READY FOR ANYTHING Cody Collis	6	63.4 400m	0:11.45 400m	0:11.75 [3] (0:11.75)	0.02L		0:34.88 +4
3	4	COUP DE TONNERRE Micheal Hellyer	5	62.9 400m	0:11.54 200m	0:11.54 [6] (0:11.54)	0.12L		0:34.80 +0
4	6	SECURITY ADVISOR Melea Castle	9	64.6 200m	0:11.39 200m	0:11.39 [8] (0:11.39)	0.03L		0:34.56 +4
5	7	SPELL THE SECRET Boris Thornton	10	63.8 400m	0:11.52 400m	0:11.73 [5] (0:11.73)	0.05L		0:34.84 +4
6	13	SLY CORNER Girish Goomany	11	63.8 400m	0:11.47 400m	0:11.60 [7] (0:11.60)	0.09L		0:34.71 +0
7	9	STAR SEEKER Rikki Jamieson	1	62.6 400m	0:11.65 400m	0:11.87 [4] (0:11.87)	0.02L		0:35.19 +0
8	10	TAKARA STAR Casey Waddell	7	63.4 400m	0:11.59 400m	0:12.19 [2] (0:12.19)	0.08L		0:35.47 +3
9	11	SADDLES Anthony Allen	13	64.3 400m	0:11.42 400m	0:11.79 [9] (0:11.79)	0.34L		0:34.84 +4
10	3	MASTER COPY Justin Huxtable	2	63.8 400m	0:11.48 800m	0:11.82 [10] (0:11.82)	0.09L		0:34.96 -1

Scratched: Pick Za Beans (#8), Flash Zariz (#12), Matter Of Honour (#1)



Horse/Jockey Name	Invahir
Final Rank	1
Fastest Section Time (Section)	0:11.56 (Overall)
Top Speed [km/h] (Section)	63.5 (400m)
Race State	Finished



Ipswich QLD Professional

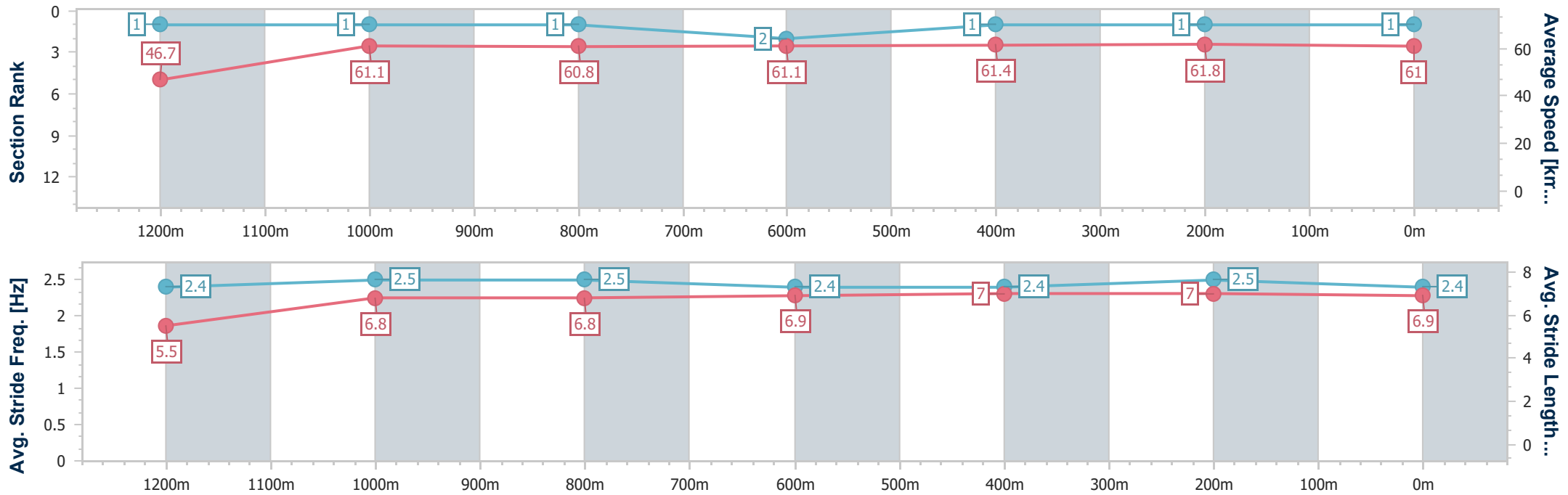
Race 8: INFIELD FESTIVAL ON SALE Class 4 Handicap - 1350m



11 May 2024 - 16:23

Track Rating: Soft 5, Weather: Fine, Rail Position: +2m Entire

Section	Overall	1200m	1000m	800m	600m	400m	200m
Section Times	1:22.00 [1] (0:11.56)	1:10.44 [1] (0:11.78)	0:58.66 [1] (0:11.82)	0:46.84 [1] (0:11.79)	0:35.05 [2] (0:11.64)	0:23.41 [1] (0:11.58)	0:11.83 [1] (0:11.83)
Average Speed [km/h]	46.7	61.1	60.8	61.1	61.4	61.8	61.0
Top Speed [km/h]	62.2	62.0	61.6	62.0	62.0	63.5	63.1
Avg. Dist. to Rail [m]	1.0	0.5	0.4	0.5	1.4	0.9	0.7
Avg. Stride Freq. [Hz]	2.4	2.5	2.5	2.4	2.4	2.5	2.4
Avg. Stride Length [m]	5.5	6.8	6.8	6.9	7.0	7.0	6.9



- [] Ranking at each section and finish
- .-.- No data available at this section
- NA No data available



Horse/Jockey Name	Ready For Anything
Final Rank	2
Fastest Section Time (Section)	0:11.45 (400m)
Top Speed [km/h] (Section)	63.4 (400m)
Race State	Finished



Ipswich QLD Professional

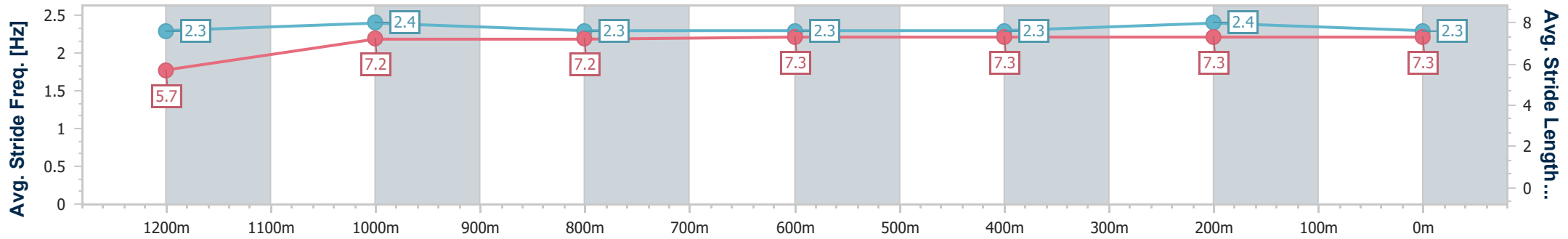
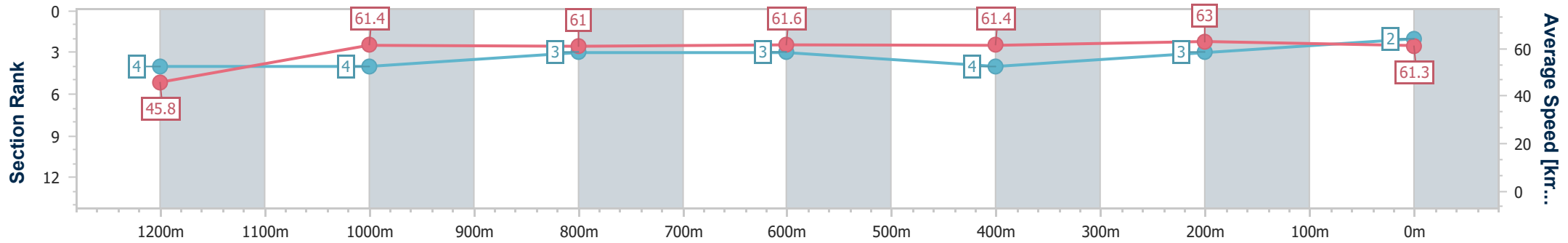
Race 8: INFIELD FESTIVAL ON SALE Class 4 Handicap - 1350m



11 May 2024 - 16:23

Track Rating: Soft 5, Weather: Fine, Rail Position: +2m Entire

Section	Overall	1200m	1000m	800m	600m	400m	200m
Section Times	1:22.02 [2] (0:11.83)	1:10.19 [4] (0:11.75)	0:58.44 [4] (0:11.83)	0:46.61 [3] (0:11.73)	0:34.88 [3] (0:11.68)	0:23.20 [4] (0:11.45)	0:11.75 [3] (0:11.75)
Average Speed [km/h]	45.8	61.4	61.0	61.6	61.4	63.0	61.3
Top Speed [km/h]	60.7	61.8	61.6	62.0	62.5	63.4	62.8
Avg. Dist. to Rail [m]	2.6	1.0	0.9	0.4	0.4	1.1	3.5
Avg. Stride Freq. [Hz]	2.3	2.4	2.3	2.3	2.3	2.4	2.3
Avg. Stride Length [m]	5.7	7.2	7.2	7.3	7.3	7.3	7.3



- [] Ranking at each section and finish
- .-.- No data available at this section
- NA No data available



Horse/Jockey Name	Coup De Tonnerre
Final Rank	3
Fastest Section Time (Section)	0:11.54 (200m)
Top Speed [km/h] (Section)	62.9 (400m)
Race State	Finished



Ipswich QLD Professional

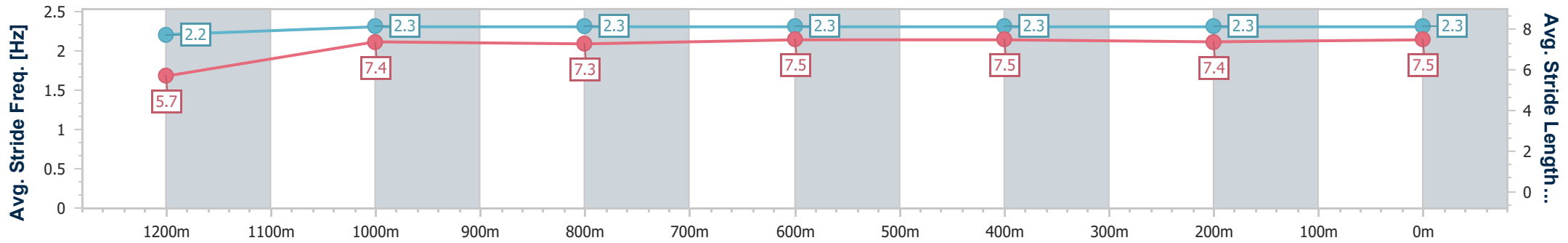
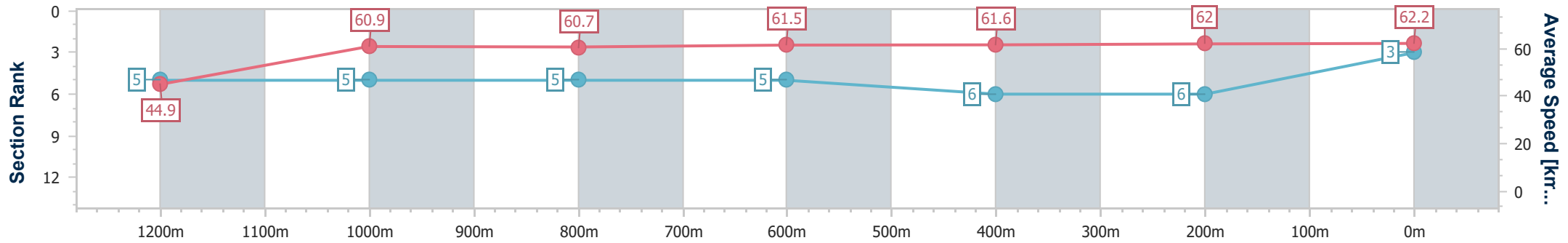
Race 8: INFIELD FESTIVAL ON SALE Class 4 Handicap - 1350m



11 May 2024 - 16:23

Track Rating: Soft 5, Weather: Fine, Rail Position: +2m Entire

Section	Overall	1200m	1000m	800m	600m	400m	200m
Section Times	1:22.14 [3] (0:12.03)	1:10.11 [5] (0:11.81)	0:58.30 [5] (0:11.88)	0:46.42 [5] (0:11.62)	0:34.80 [5] (0:11.66)	0:23.14 [6] (0:11.60)	0:11.54 [6] (0:11.54)
Average Speed [km/h]	44.9	60.9	60.7	61.5	61.6	62.0	62.2
Top Speed [km/h]	60.9	61.8	61.7	62.6	61.8	62.9	62.9
Avg. Dist. to Rail [m]	1.9	0.5	0.3	1.0	1.0	1.0	1.6
Avg. Stride Freq. [Hz]	2.2	2.3	2.3	2.3	2.3	2.3	2.3
Avg. Stride Length [m]	5.7	7.4	7.3	7.5	7.5	7.4	7.5



- [] Ranking at each section and finish
- .-.- No data available at this section
- NA No data available



Horse/Jockey Name	Security Advisor
Final Rank	4
Fastest Section Time (Section)	0:11.39 (200m)
Top Speed [km/h] (Section)	64.6 (200m)
Race State	Finished



Ipswich QLD Professional

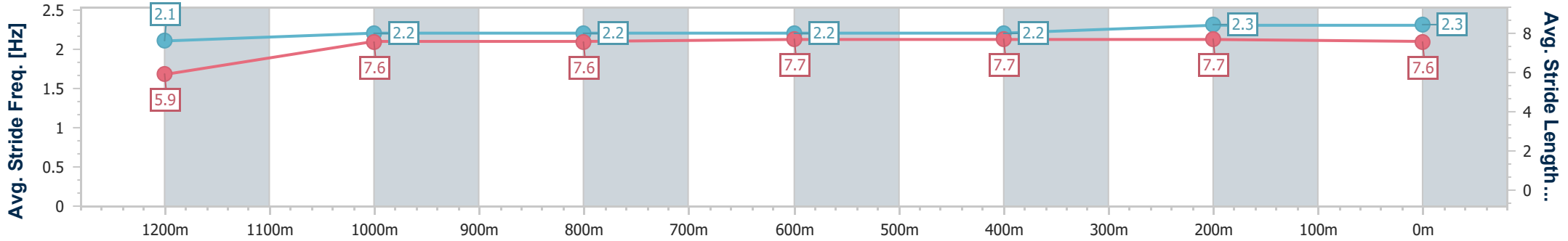
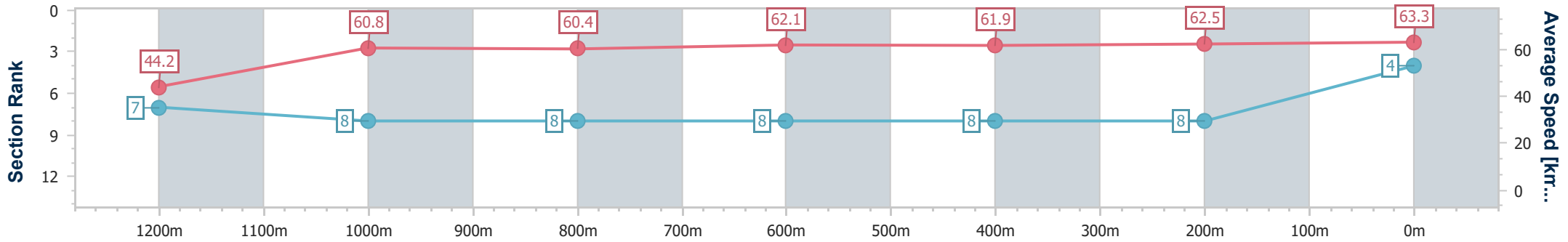
Race 8: INFIELD FESTIVAL ON SALE Class 4 Handicap - 1350m



11 May 2024 - 16:23

Track Rating: Soft 5, Weather: Fine, Rail Position: +2m Entire

Section	Overall	1200m	1000m	800m	600m	400m	200m
Section Times	1:22.17 [4] (0:12.21)	1:09.96 [7] (0:11.86)	0:58.10 [8] (0:11.98)	0:46.12 [8] (0:11.56)	0:34.56 [8] (0:11.69)	0:22.87 [8] (0:11.48)	0:11.39 [8] (0:11.39)
Average Speed [km/h]	44.2	60.8	60.4	62.1	61.9	62.5	63.3
Top Speed [km/h]	60.8	61.8	62.1	62.6	62.3	63.8	64.6
Avg. Dist. to Rail [m]	3.2	0.8	0.6	0.2	0.9	1.6	5.7
Avg. Stride Freq. [Hz]	2.1	2.2	2.2	2.2	2.2	2.3	2.3
Avg. Stride Length [m]	5.9	7.6	7.6	7.7	7.7	7.7	7.6



- [] Ranking at each section and finish
- .-.- No data available at this section
- NA No data available



Horse/Jockey Name	Spill The Secret
Final Rank	5
Fastest Section Time (Section)	0:11.52 (400m)
Top Speed [km/h] (Section)	63.8 (400m)
Race State	Finished



Ipswich QLD Professional

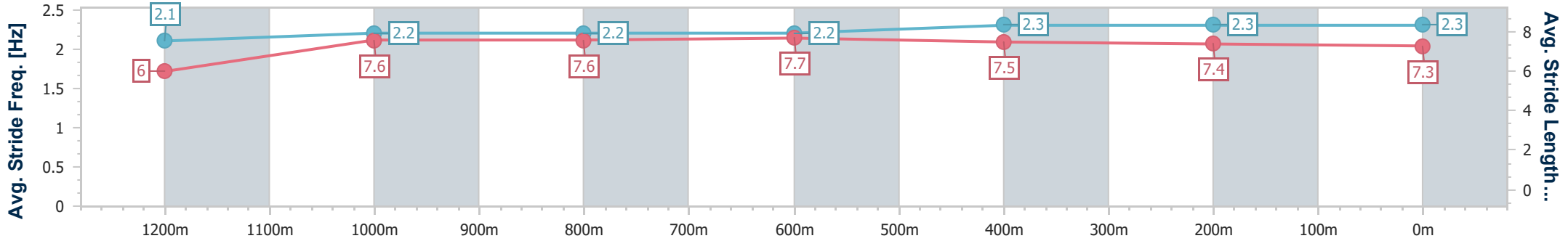
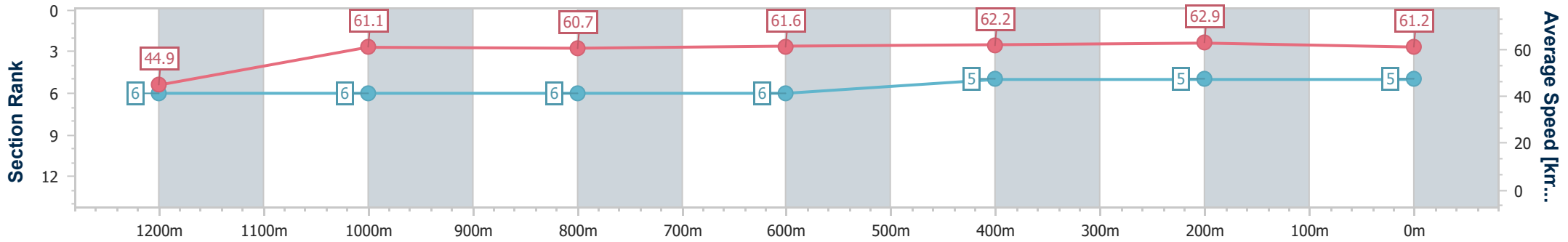
Race 8: INFIELD FESTIVAL ON SALE Class 4 Handicap - 1350m



11 May 2024 - 16:23

Track Rating: Soft 5, Weather: Fine, Rail Position: +2m Entire

Section	Overall	1200m	1000m	800m	600m	400m	200m
Section Times	1:22.22 [5] (0:12.06)	1:10.16 [6] (0:11.79)	0:58.37 [6] (0:11.89)	0:46.48 [6] (0:11.64)	0:34.84 [6] (0:11.59)	0:23.25 [5] (0:11.52)	0:11.73 [5] (0:11.73)
Average Speed [km/h]	44.9	61.1	60.7	61.6	62.2	62.9	61.2
Top Speed [km/h]	60.0	61.9	61.4	62.4	63.2	63.8	62.7
Avg. Dist. to Rail [m]	4.9	0.8	0.3	0.2	0.4	1.7	4.8
Avg. Stride Freq. [Hz]	2.1	2.2	2.2	2.2	2.3	2.3	2.3
Avg. Stride Length [m]	6.0	7.6	7.6	7.7	7.5	7.4	7.3



- [] Ranking at each section and finish
- .-.- No data available at this section
- NA No data available



Horse/Jockey Name	Sly Corner
Final Rank	6
Fastest Section Time (Section)	0:11.47 (400m)
Top Speed [km/h] (Section)	63.8 (400m)
Race State	Finished



Ipswich QLD Professional

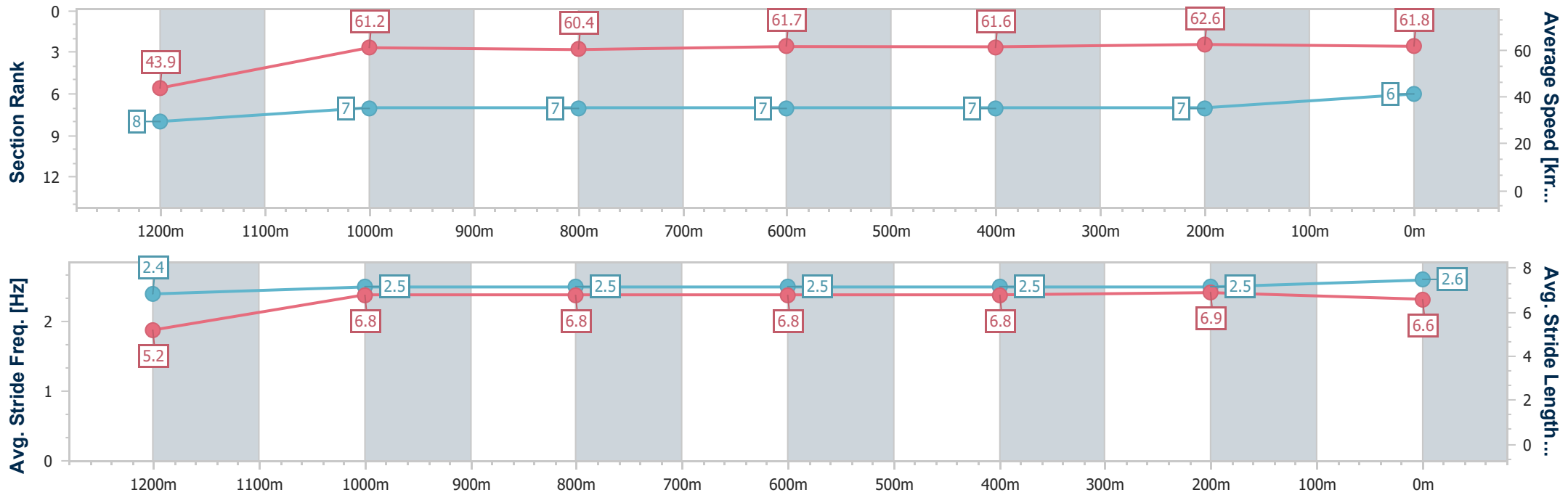
Race 8: INFIELD FESTIVAL ON SALE Class 4 Handicap - 1350m



11 May 2024 - 16:23

Track Rating: Soft 5, Weather: Fine, Rail Position: +2m Entire

Section	Overall	1200m	1000m	800m	600m	400m	200m
Section Times	1:22.31 [6] (0:12.31)	1:10.00 [8] (0:11.75)	0:58.25 [7] (0:11.93)	0:46.32 [7] (0:11.61)	0:34.71 [7] (0:11.64)	0:23.07 [7] (0:11.47)	0:11.60 [7] (0:11.60)
Average Speed [km/h]	43.9	61.2	60.4	61.7	61.6	62.6	61.8
Top Speed [km/h]	60.8	62.2	62.4	62.5	62.1	63.8	63.3
Avg. Dist. to Rail [m]	4.1	0.4	0.4	0.7	1.0	1.1	1.1
Avg. Stride Freq. [Hz]	2.4	2.5	2.5	2.5	2.5	2.5	2.6
Avg. Stride Length [m]	5.2	6.8	6.8	6.8	6.8	6.9	6.6



- [] Ranking at each section and finish
- .-.- No data available at this section
- NA No data available



Horse/Jockey Name	Star Seeker
Final Rank	7
Fastest Section Time (Section)	0:11.65 (400m)
Top Speed [km/h] (Section)	62.6 (400m)
Race State	Finished



Ipswich QLD Professional

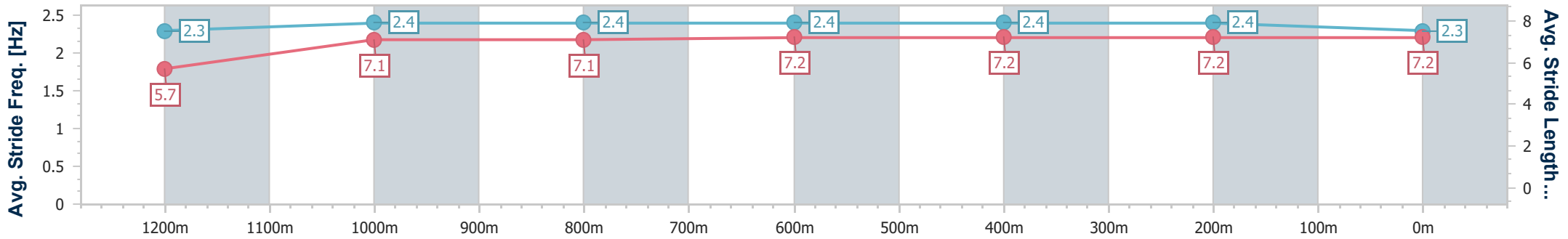
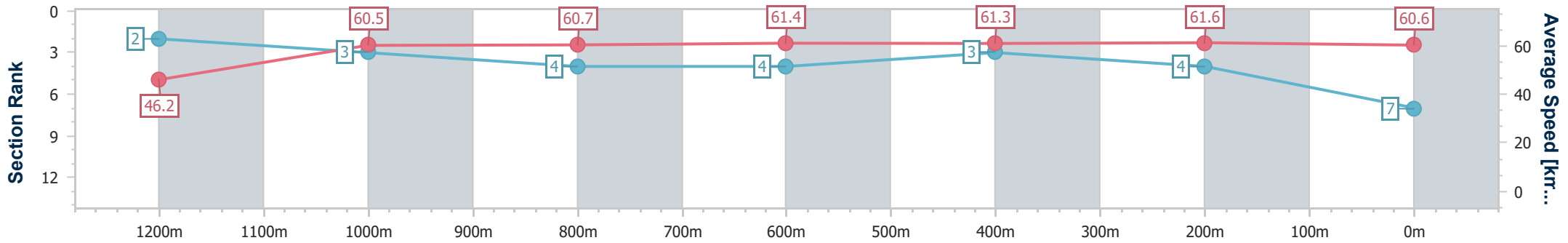
Race 8: INFIELD FESTIVAL ON SALE Class 4 Handicap - 1350m



11 May 2024 - 16:23

Track Rating: Soft 5, Weather: Fine, Rail Position: +2m Entire

Section	Overall	1200m	1000m	800m	600m	400m	200m
Section Times	1:22.33 [7] (0:11.70)	1:10.63 [2] (0:11.87)	0:58.76 [3] (0:11.87)	0:46.89 [4] (0:11.70)	0:35.19 [4] (0:11.67)	0:23.52 [3] (0:11.65)	0:11.87 [4] (0:11.87)
Average Speed [km/h]	46.2	60.5	60.7	61.4	61.3	61.6	60.6
Top Speed [km/h]	60.3	61.7	61.3	62.2	62.1	62.6	61.6
Avg. Dist. to Rail [m]	1.3	0.5	0.3	0.8	1.0	0.8	0.2
Avg. Stride Freq. [Hz]	2.3	2.4	2.4	2.4	2.4	2.4	2.3
Avg. Stride Length [m]	5.7	7.1	7.1	7.2	7.2	7.2	7.2



- [] Ranking at each section and finish
- .-.- No data available at this section
- NA No data available



Horse/Jockey Name	Takara Star
Final Rank	8
Fastest Section Time (Section)	0:11.59 (400m)
Top Speed [km/h] (Section)	63.4 (400m)
Race State	Finished



Ipswich QLD Professional

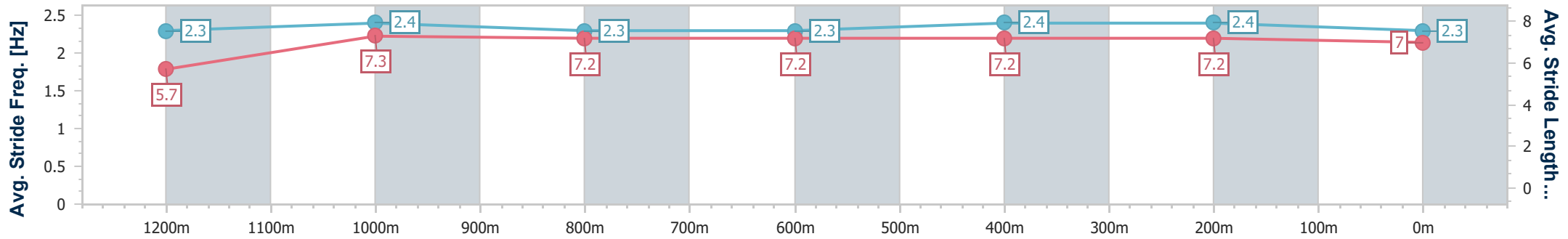
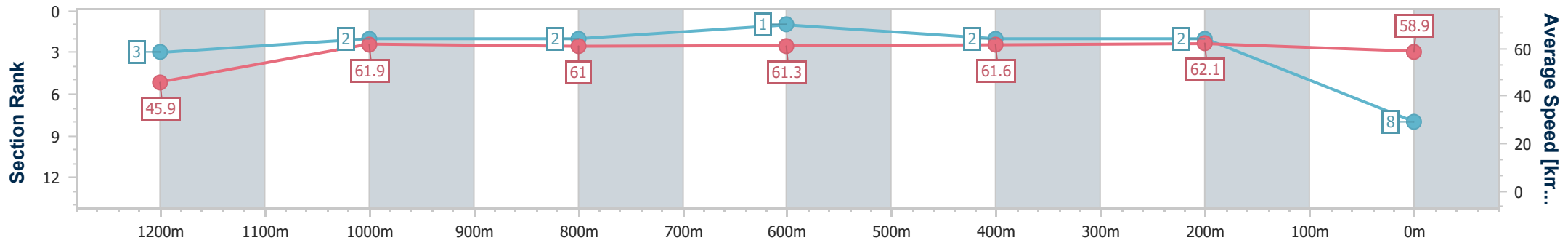
Race 8: INFIELD FESTIVAL ON SALE Class 4 Handicap - 1350m



11 May 2024 - 16:23

Track Rating: Soft 5, Weather: Fine, Rail Position: +2m Entire

Section	Overall	1200m	1000m	800m	600m	400m	200m
Section Times	1:22.41 [8] (0:11.73)	1:10.68 [3] (0:11.68)	0:59.00 [2] (0:11.81)	0:47.19 [2] (0:11.72)	0:35.47 [1] (0:11.69)	0:23.78 [2] (0:11.59)	0:12.19 [2] (0:12.19)
Average Speed [km/h]	45.9	61.9	61.0	61.3	61.6	62.1	58.9
Top Speed [km/h]	62.0	62.4	61.7	62.6	62.0	63.4	61.3
Avg. Dist. to Rail [m]	4.4	2.2	0.6	0.4	0.3	1.0	3.2
Avg. Stride Freq. [Hz]	2.3	2.4	2.3	2.3	2.4	2.4	2.3
Avg. Stride Length [m]	5.7	7.3	7.2	7.2	7.2	7.2	7.0



- [] Ranking at each section and finish
- .-.- No data available at this section
- NA No data available



Horse/Jockey Name	Saddles
Final Rank	9
Fastest Section Time (Section)	0:11.42 (400m)
Top Speed [km/h] (Section)	64.3 (400m)
Race State	Finished



Ipswich QLD Professional

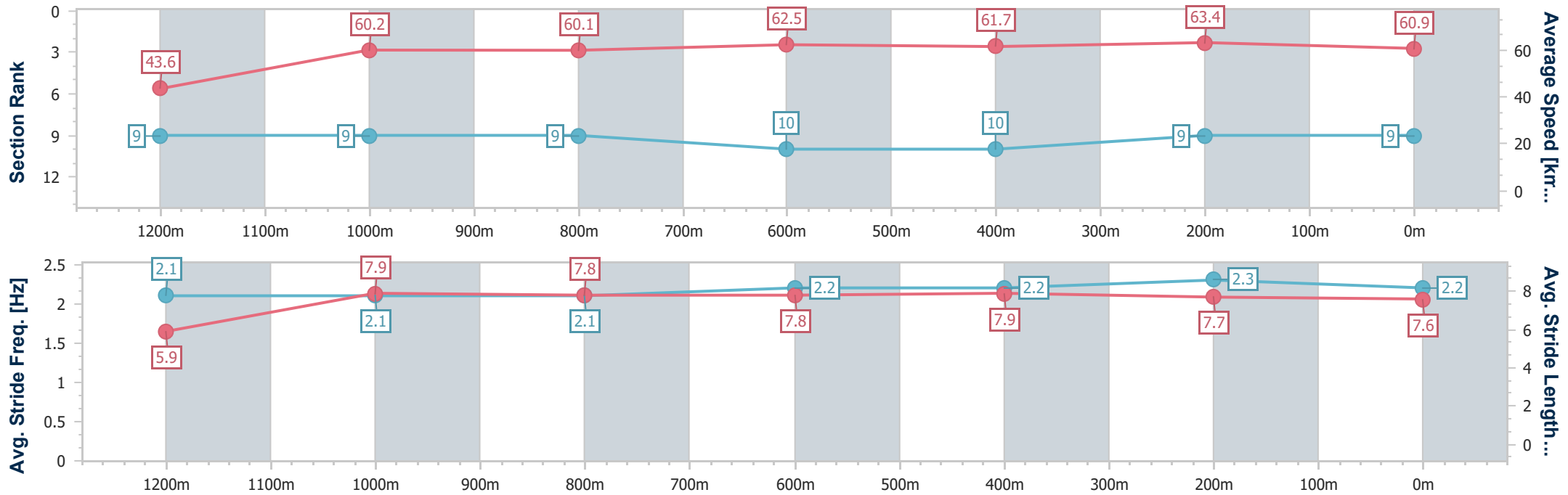
Race 8: INFIELD FESTIVAL ON SALE Class 4 Handicap - 1350m



11 May 2024 - 16:23

Track Rating: Soft 5, Weather: Fine, Rail Position: +2m Entire

Section	Overall	1200m	1000m	800m	600m	400m	200m
Section Times	1:22.75 [9] (0:12.36)	1:10.39 [9] (0:12.00)	0:58.39 [9] (0:12.01)	0:46.38 [9] (0:11.54)	0:34.84 [10] (0:11.63)	0:23.21 [10] (0:11.42)	0:11.79 [9] (0:11.79)
Average Speed [km/h]	43.6	60.2	60.1	62.5	61.7	63.4	60.9
Top Speed [km/h]	59.0	61.0	61.8	63.3	62.8	64.3	62.9
Avg. Dist. to Rail [m]	6.3	1.7	1.2	0.3	0.4	1.8	5.6
Avg. Stride Freq. [Hz]	2.1	2.1	2.1	2.2	2.2	2.3	2.2
Avg. Stride Length [m]	5.9	7.9	7.8	7.8	7.9	7.7	7.6



- [] Ranking at each section and finish
- .-.- No data available at this section
- NA No data available



Horse/Jockey Name	Master Copy
Final Rank	10
Fastest Section Time (Section)	0:11.48 (800m)
Top Speed [km/h] (Section)	63.8 (400m)
Race State	Finished



Ipswich QLD Professional

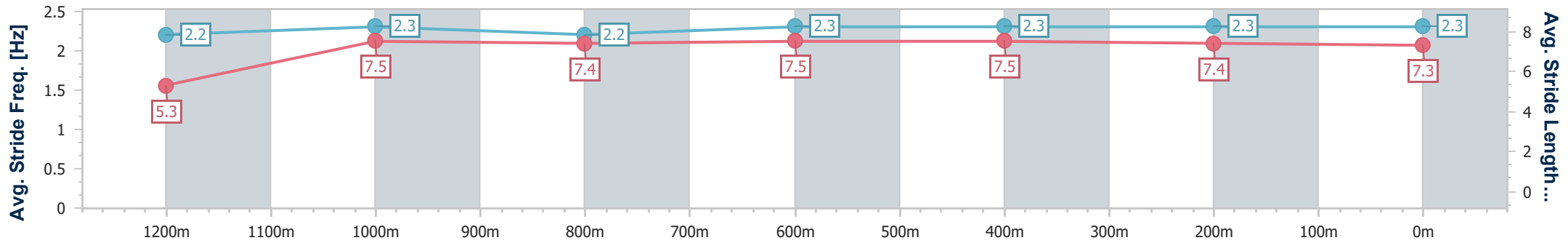
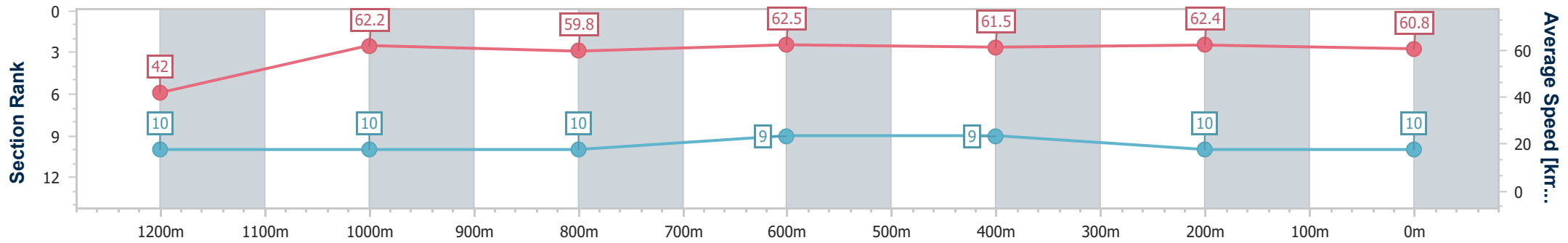
Race 8: INFIELD FESTIVAL ON SALE Class 4 Handicap - 1350m



11 May 2024 - 16:23

Track Rating: Soft 5, Weather: Fine, Rail Position: +2m Entire

Section	Overall	1200m	1000m	800m	600m	400m	200m
Section Times	1:22.84 [10] (0:12.83)	1:10.01 [10] (0:11.59)	0:58.42 [10] (0:11.98)	0:46.44 [10] (0:11.48)	0:34.96 [9] (0:11.63)	0:23.33 [9] (0:11.51)	0:11.82 [10] (0:11.82)
Average Speed [km/h]	42.0	62.2	59.8	62.5	61.5	62.4	60.8
Top Speed [km/h]	62.6	62.6	61.9	63.2	62.3	63.8	62.2
Avg. Dist. to Rail [m]	1.3	0.7	1.0	1.7	1.6	1.3	1.2
Avg. Stride Freq. [Hz]	2.2	2.3	2.2	2.3	2.3	2.3	2.3
Avg. Stride Length [m]	5.3	7.5	7.4	7.5	7.5	7.4	7.3



- [] Ranking at each section and finish
- .-.- No data available at this section
- NA No data available