



Eagle Farm QLD Professional

Race 5: SKY RACING QTIS Three-Year-Old BENCHMARK 70 Handicap - 1800m

08 May 2024 - 14:19



BRISBANE
RACING CLUB

Track Rating: Soft 7, Weather: Fine, Rail Position: +11m Entire

Section		Overall	1600m	1400m	1200m	1000m	800m	600m	Last 600m				
Field Times		1:51.93 (0:14.07)	1:37.86 (0:11.67)	1:26.19 (0:12.03)	1:14.16 (0:12.80)	1:01.36 (0:13.00)	0:48.36 (0:12.75)	0:35.61 (0:11.91)	0:35.61				
Rank	TAB Horse/Jockey	Barrier	Top Speed [km/h]	Fastest Section									Distance Travelled [m]
1	4 HIYAAM PROUD Ethan Brown	1	64.7 400m	0:11.43 400m	1:51.93 [1] (0:14.16)	1:37.77 [2] (0:11.58)	1:26.19 [1] (0:12.03)	1:14.16 [1] (0:12.80)	1:01.36 [1] (0:13.00)	0:48.36 [1] (0:12.75)	0:35.61 [1] (0:11.91)	0:35.61	
2	8 RING ME UP Mark Du Plessis	3	64.8 400m	0:11.39 400m	1:52.00 [2] (0:14.59)	1:37.41 [6] (0:11.91)	1:25.50 [6] (0:12.00)	1:13.50 [6] (0:12.72)	1:00.78 [5] (0:12.97)	0:47.81 [5] (0:12.67)	0:35.14 [5] (0:11.74)	0:35.14	+5
3	5 KADAVAR James Orman	2	65.9 600m	0:11.35 400m	1:52.04 [3] (0:14.55)	1:37.49 [5] (0:11.93)	1:25.56 [5] (0:12.00)	1:13.56 [5] (0:12.78)	1:00.78 [6] (0:13.05)	0:47.73 [6] (0:12.78)	0:34.95 [6] (0:11.54)	0:34.95	+0
4	9 PRESLEY Damien Thornton	4	65.3 400m	0:11.41 400m	1:52.07 [4] (0:14.25)	1:37.82 [3] (0:11.88)	1:25.94 [3] (0:12.02)	1:13.92 [3] (0:12.75)	1:01.17 [3] (0:12.98)	0:48.19 [3] (0:12.64)	0:35.55 [3] (0:11.76)	0:35.55	+0
5	10 FARWEST Angela Jones	10	65.1 600m	0:11.38 400m	1:52.09 [5] (0:14.79)	1:37.30 [7] (0:11.93)	1:25.37 [7] (0:12.01)	1:13.36 [7] (0:12.78)	1:00.58 [7] (0:12.91)	0:47.67 [7] (0:12.67)	0:35.00 [7] (0:11.72)	0:35.00	-6
6	1 BULLETS HIGH Jay Ford	9	65.5 400m	0:11.33 400m	1:52.28 [6] (0:14.82)	1:37.46 [8] (0:11.93)	1:25.53 [8] (0:11.99)	1:13.54 [8] (0:12.80)	1:00.74 [8] (0:12.96)	0:47.78 [8] (0:12.61)	0:35.17 [8] (0:11.78)	0:35.17	+6
7	3 TEXAS FIREBALL Ryan Maloney	8	64.1 400m	0:11.63 400m	1:52.33 [7] (0:14.07)	1:38.26 [1] (0:11.75)	1:26.51 [2] (0:12.11)	1:14.40 [2] (0:12.77)	1:01.63 [2] (0:12.97)	0:48.66 [2] (0:12.71)	0:35.95 [2] (0:11.87)	0:35.95	+8
8	6 GREY ICE Martin Harley	6	65.6 400m	0:11.33 400m	1:52.37 [8] (0:14.42)	1:37.95 [4] (0:11.83)	1:26.12 [4] (0:12.06)	1:14.06 [4] (0:12.75)	1:01.31 [4] (0:12.98)	0:48.33 [4] (0:12.70)	0:35.63 [4] (0:11.82)	0:35.63	+5
9	11 PELE PRINCESS Robbie Dolan	7	65.2 400m	0:11.44 400m	1:52.94 [9] (0:15.14)	1:37.80 [10] (0:12.09)	1:25.71 [10] (0:12.03)	1:13.68 [10] (0:12.63)	1:01.05 [10] (0:12.87)	0:48.18 [9] (0:12.58)	0:35.60 [10] (0:11.69)	0:35.60	+2
10	7 RASHFORD Kyle Wilson-Taylor	11	63.0 400m	0:11.88 600m	1:55.02 [10] (0:14.98)	1:40.04 [9] (0:12.05)	1:27.99 [9] (0:12.00)	1:15.99 [9] (0:12.81)	1:03.18 [9] (0:12.96)	0:50.22 [10] (0:12.49)	0:37.73 [9] (0:11.88)	0:37.73	+7

Scratched: Ichiban (#2)

Report Created: Wed 8 May 2024 14:34 GMT+10 (Note: Timing is based on position data)

Page 1/12

[] Ranking at each section and finish
 -:-:- No data available at this section
 NA No data available
 SCN Saddle cloth number
 DNF Did not finish
 DNT Did not track

data processed by TRIPLESDATA



Eagle Farm QLD Professional
Race 5: SKY RACING QTIS Three-Year-Old BENCHMARK 70 Handicap - 1800m
08 May 2024 - 14:19



Track Rating: Soft 7, Weather: Fine, Rail Position: +11m Entire

Section			400m	200m			Last 600m			
Field Times			0:23.70 (0:11.43)	0:12.27 (0:12.27)			0:35.61			
Rank	TAB	Horse/Jockey	Barrier	Top Speed [km/h]	Fastest Section		Margin		Distance Travelled [m]	
1	4	HIYAAM PROUD Ethan Brown	1	64.7 400m	0:11.43 400m	0:23.70 [1] (0:11.43)	0:12.27 [1] (0:12.27)	1:51.93	0:35.61	
2	8	RING ME UP Mark Du Plessis	3	64.8 400m	0:11.39 400m	0:23.40 [5] (0:11.39)	0:12.01 [6] (0:12.01)	0.07L	0:35.14	+5
3	5	KADAVAR James Orman	2	65.9 600m	0:11.35 400m	0:23.41 [6] (0:11.35)	0:12.06 [5] (0:12.06)	0.04L	0:34.95	+0
4	9	PRESLEY Damien Thornton	4	65.3 400m	0:11.41 400m	0:23.79 [3] (0:11.41)	0:12.38 [2] (0:12.38)	0.03L	0:35.55	+0
5	10	FARWEST Angela Jones	10	65.1 600m	0:11.38 400m	0:23.28 [7] (0:11.38)	0:11.90 [7] (0:11.90)	0.02L	0:35.00	-6
6	1	BULLETS HIGH Jay Ford	9	65.5 400m	0:11.33 400m	0:23.39 [8] (0:11.33)	0:12.06 [8] (0:12.06)	0.19L	0:35.17	+6
7	3	TEXAS FIREBALL Ryan Maloney	8	64.1 400m	0:11.63 400m	0:24.08 [2] (0:11.63)	0:12.45 [3] (0:12.45)	0.05L	0:35.95	+8
8	6	GREY ICE Martin Harley	6	65.6 400m	0:11.33 400m	0:23.81 [4] (0:11.33)	0:12.48 [4] (0:12.48)	0.04L	0:35.63	+5
9	11	PELE PRINCESS Robbie Dolan	7	65.2 400m	0:11.44 400m	0:23.91 [9] (0:11.44)	0:12.47 [9] (0:12.47)	0.57L	0:35.60	+2
10	7	RASHFORD Kyle Wilson-Taylor	11	63.0 400m	0:11.88 600m	0:25.85 [10] (0:11.89)	0:13.96 [10] (0:13.96)	2.08L	0:37.73	+7

Scratched: Ichiban (#2)



Horse/Jockey Name	Hiyaam Proud
Final Rank	1
Fastest Section Time (Section)	0:11.43 (400m)
Top Speed [km/h] (Section)	64.7 (400m)
Race State	Finished

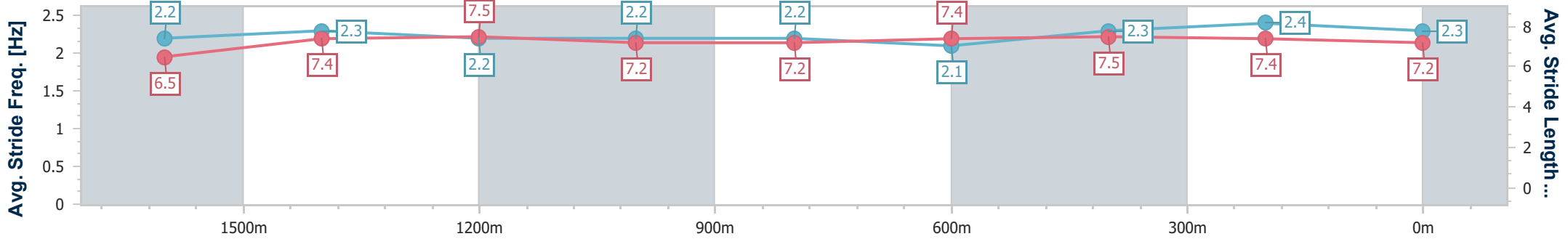
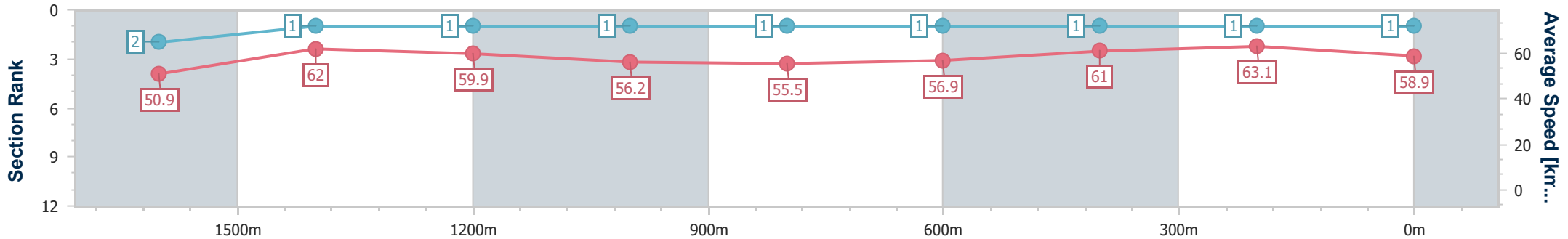


Eagle Farm QLD Professional
 Race 5: SKY RACING QTIS Three-Year-Old BENCHMARK 70
 Handicap - 1800m
 08 May 2024 - 14:19
 Track Rating: Soft 7, Weather: Fine, Rail Position: +11m Entire



BRISBANE
 RACING CLUB

Section	Overall	1600m	1400m	1200m	1000m	800m	600m	400m	200m
Section Times	1:51.93 [1] (0:14.16)	1:37.77 [2] (0:11.58)	1:26.19 [1] (0:12.03)	1:14.16 [1] (0:12.80)	1:01.36 [1] (0:13.00)	0:48.36 [1] (0:12.75)	0:35.61 [1] (0:11.91)	0:23.70 [1] (0:11.43)	0:12.27 [1] (0:12.27)
Average Speed [km/h]	50.9	62.0	59.9	56.2	55.5	56.9	61.0	63.1	58.9
Top Speed [km/h]	63.1	63.0	62.7	58.0	56.0	59.0	64.0	64.7	61.7
Avg. Dist. to Rail [m]	2.3	0.2	0.3	0.4	0.5	1.3	2.5	6.6	6.3
Avg. Stride Freq. [Hz]	2.2	2.3	2.2	2.2	2.2	2.1	2.3	2.4	2.3
Avg. Stride Length [m]	6.5	7.4	7.5	7.2	7.2	7.4	7.5	7.4	7.2



- [] Ranking at each section and finish
- .-.- No data available at this section
- NA No data available



Horse/Jockey Name	Ring Me Up
Final Rank	2
Fastest Section Time (Section)	0:11.39 (400m)
Top Speed [km/h] (Section)	64.8 (400m)
Race State	Finished

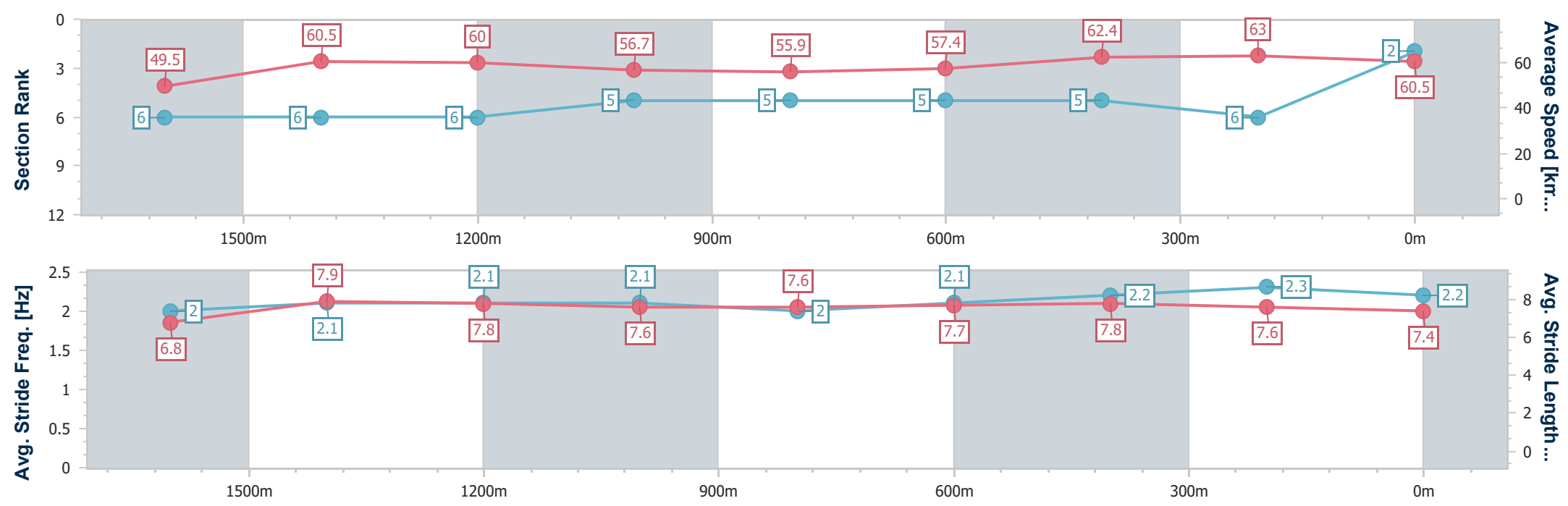


Eagle Farm QLD Professional
 Race 5: SKY RACING QTIS Three-Year-Old BENCHMARK 70
 Handicap - 1800m
 08 May 2024 - 14:19
 Track Rating: Soft 7, Weather: Fine, Rail Position: +11m Entire



BRISBANE
 RACING CLUB

Section	Overall	1600m	1400m	1200m	1000m	800m	600m	400m	200m				
Section Times	1:52.00 [2] (0:14.59)	1:37.41 [6] (0:11.91)	1:25.50 [6] (0:12.00)	1:13.50 [6] (0:12.72)	1:00.78 [5] (0:12.97)	0:47.81 [5] (0:12.67)	0:35.14 [5] (0:11.74)	0:23.40 [5] (0:11.39)	0:12.01 [6] (0:12.01)				
Average Speed [km/h]	49.5	60.5	60.0	56.7	55.9	57.4	62.4	63.0	60.5				
Top Speed [km/h]	60.4	61.4	61.7	57.7	56.8	59.0	64.6	64.8	62.3				
Avg. Dist. to Rail [m]	3.1	0.6	1.0	1.3	1.6	2.1	3.6	8.1	7.9				
Avg. Stride Freq. [Hz]	2.0	2.1	2.1	2.1	2.0	2.1	2.2	2.3	2.2				
Avg. Stride Length [m]	6.8	7.9	7.8	7.6	7.6	7.7	7.8	7.6	7.4				



[] Ranking at each section and finish
 -.-.- No data available at this section
 NA No data available



Horse/Jockey Name	Kadavar
Final Rank	3
Fastest Section Time (Section)	0:11.35 (400m)
Top Speed [km/h] (Section)	65.9 (600m)
Race State	Finished

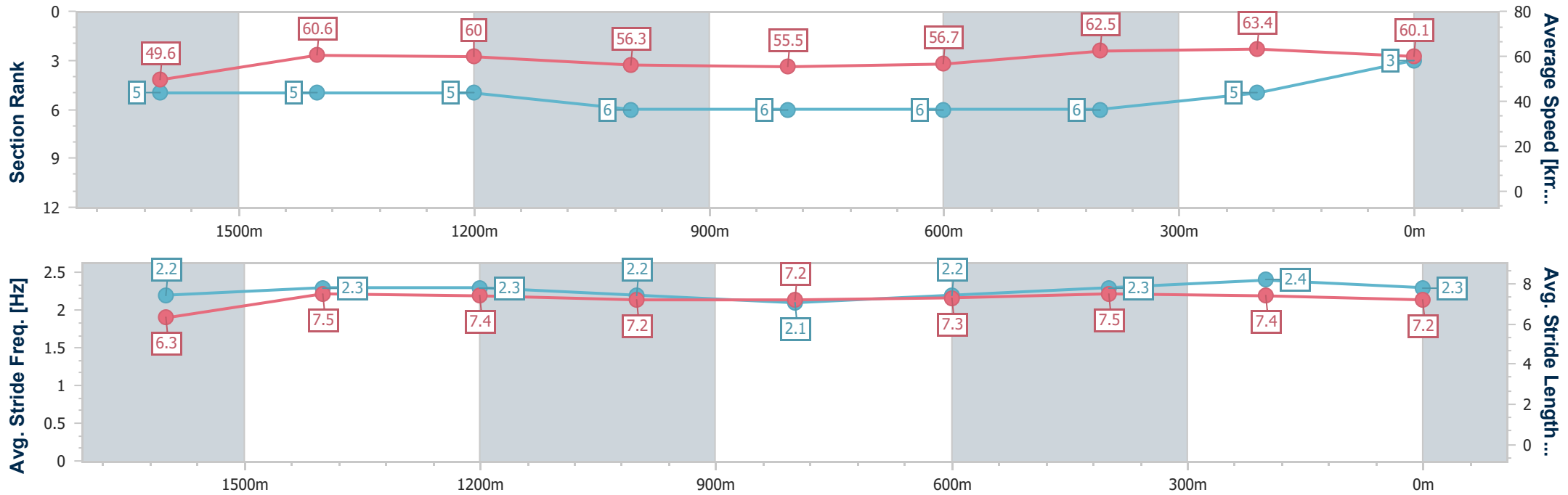


Eagle Farm QLD Professional
 Race 5: SKY RACING QTIS Three-Year-Old BENCHMARK 70
 Handicap - 1800m
 08 May 2024 - 14:19
 Track Rating: Soft 7, Weather: Fine, Rail Position: +11m Entire



BRISBANE
 RACING CLUB

Section	Overall	1600m	1400m	1200m	1000m	800m	600m	400m	200m
Section Times	1:52.04 [3] (0:14.55)	1:37.49 [5] (0:11.93)	1:25.56 [5] (0:12.00)	1:13.56 [5] (0:12.78)	1:00.78 [6] (0:13.05)	0:47.73 [6] (0:12.78)	0:34.95 [6] (0:11.54)	0:23.41 [6] (0:11.35)	0:12.06 [5] (0:12.06)
Average Speed [km/h]	49.6	60.6	60.0	56.3	55.5	56.7	62.5	63.4	60.1
Top Speed [km/h]	60.7	61.3	61.4	58.1	56.6	58.6	65.9	65.4	61.8
Avg. Dist. to Rail [m]	2.6	0.5	1.1	1.0	1.2	2.0	0.7	0.4	0.4
Avg. Stride Freq. [Hz]	2.2	2.3	2.3	2.2	2.1	2.2	2.3	2.4	2.3
Avg. Stride Length [m]	6.3	7.5	7.4	7.2	7.2	7.3	7.5	7.4	7.2



- [] Ranking at each section and finish
- .-.- No data available at this section
- NA No data available



Horse/Jockey Name	Presley
Final Rank	4
Fastest Section Time (Section)	0:11.41 (400m)
Top Speed [km/h] (Section)	65.3 (400m)
Race State	Finished

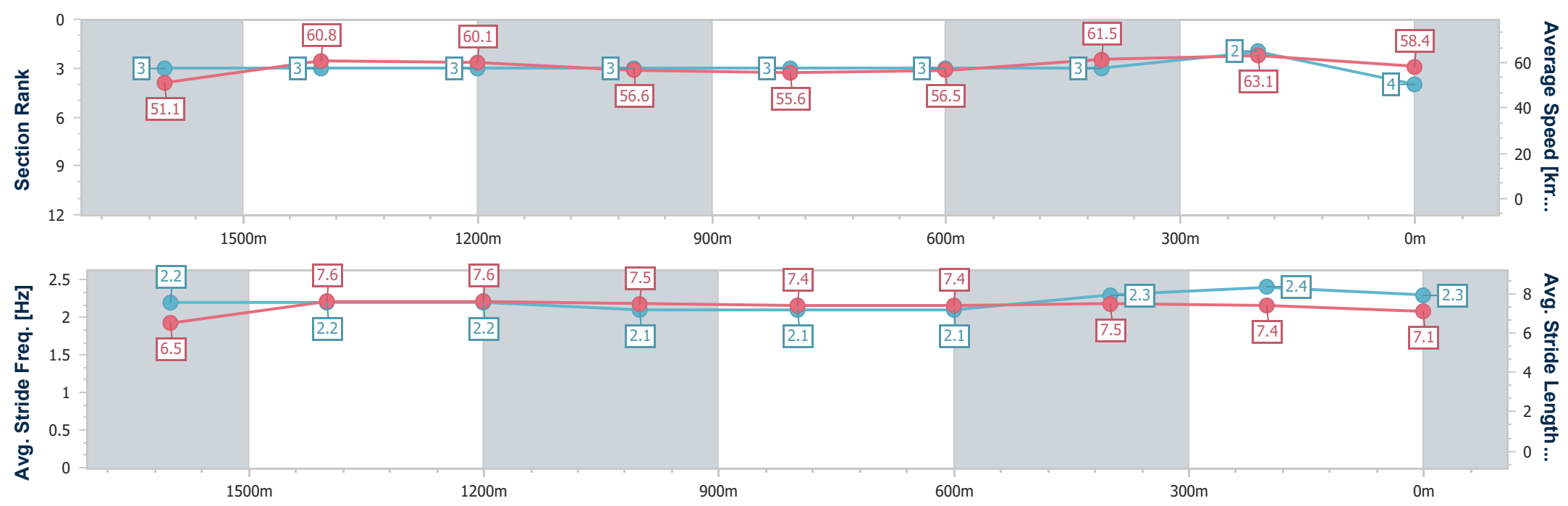


Eagle Farm QLD Professional
 Race 5: SKY RACING QTIS Three-Year-Old BENCHMARK 70
 Handicap - 1800m
 08 May 2024 - 14:19
 Track Rating: Soft 7, Weather: Fine, Rail Position: +11m Entire



BRISBANE
 RACING CLUB

Section	Overall	1600m	1400m	1200m	1000m	800m	600m	400m	200m				
Section Times	1:52.07 [4] (0:14.25)	1:37.82 [3] (0:11.88)	1:25.94 [3] (0:12.02)	1:13.92 [3] (0:12.75)	1:01.17 [3] (0:12.98)	0:48.19 [3] (0:12.64)	0:35.55 [3] (0:11.76)	0:23.79 [3] (0:11.41)	0:12.38 [2] (0:12.38)				
Average Speed [km/h]	51.1	60.8	60.1	56.6	55.6	56.5	61.5	63.1	58.4				
Top Speed [km/h]	60.4	61.7	62.1	58.3	56.6	57.5	64.6	65.3	60.9				
Avg. Dist. to Rail [m]	4.9	2.2	2.1	1.8	0.4	0.8	0.5	2.1	2.4				
Avg. Stride Freq. [Hz]	2.2	2.2	2.2	2.1	2.1	2.1	2.3	2.4	2.3				
Avg. Stride Length [m]	6.5	7.6	7.6	7.5	7.4	7.4	7.5	7.4	7.1				



- [] Ranking at each section and finish
- .-.- No data available at this section
- NA No data available



Horse/Jockey Name	Farwest
Final Rank	5
Fastest Section Time (Section)	0:11.38 (400m)
Top Speed [km/h] (Section)	65.1 (600m)
Race State	Finished

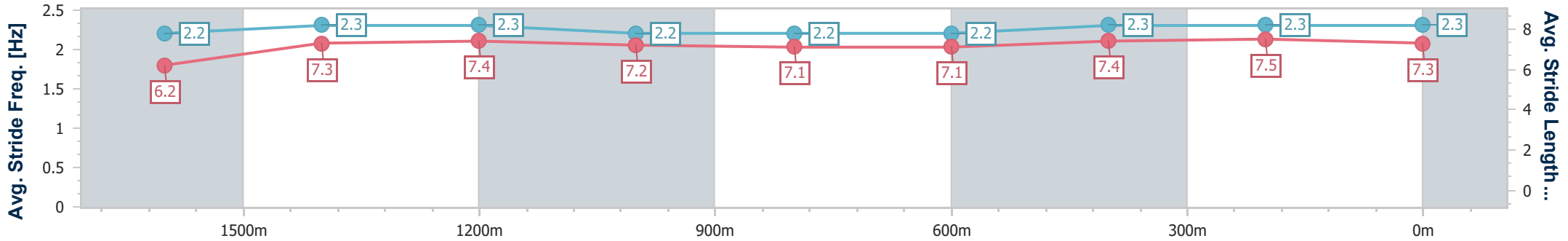
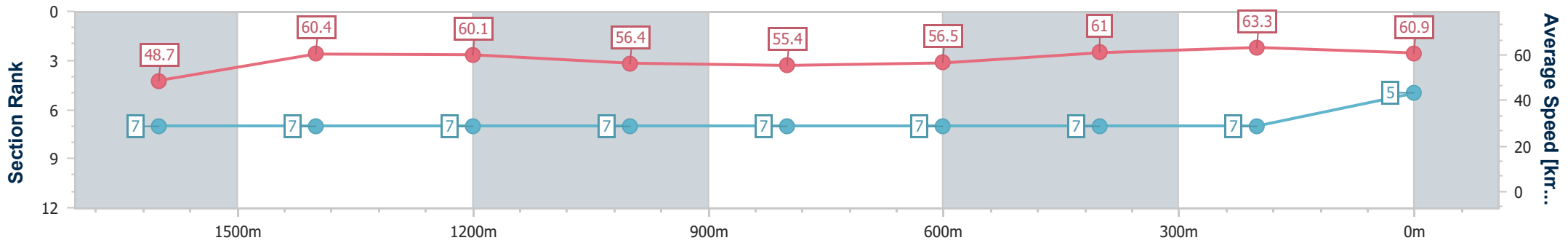


Eagle Farm QLD Professional
 Race 5: SKY RACING QTIS Three-Year-Old BENCHMARK 70
 Handicap - 1800m
 08 May 2024 - 14:19
 Track Rating: Soft 7, Weather: Fine, Rail Position: +11m Entire



BRISBANE
 RACING CLUB

Section	Overall	1600m	1400m	1200m	1000m	800m	600m	400m	200m
Section Times	1:52.09 [5] (0:14.79)	1:37.30 [7] (0:11.93)	1:25.37 [7] (0:12.01)	1:13.36 [7] (0:12.78)	1:00.58 [7] (0:12.91)	0:47.67 [7] (0:12.67)	0:35.00 [7] (0:11.72)	0:23.28 [7] (0:11.38)	0:11.90 [7] (0:11.90)
Average Speed [km/h]	48.7	60.4	60.1	56.4	55.4	56.5	61.0	63.3	60.9
Top Speed [km/h]	60.5	61.7	61.0	58.0	56.3	59.0	65.1	65.1	61.8
Avg. Dist. to Rail [m]	4.6	1.7	1.5	0.6	0.9	1.1	1.6	0.4	0.4
Avg. Stride Freq. [Hz]	2.2	2.3	2.3	2.2	2.2	2.2	2.3	2.3	2.3
Avg. Stride Length [m]	6.2	7.3	7.4	7.2	7.1	7.1	7.4	7.5	7.3



- [] Ranking at each section and finish
- .-.- No data available at this section
- NA No data available



Horse/Jockey Name	Bullets High
Final Rank	6
Fastest Section Time (Section)	0:11.33 (400m)
Top Speed [km/h] (Section)	65.5 (400m)
Race State	Finished

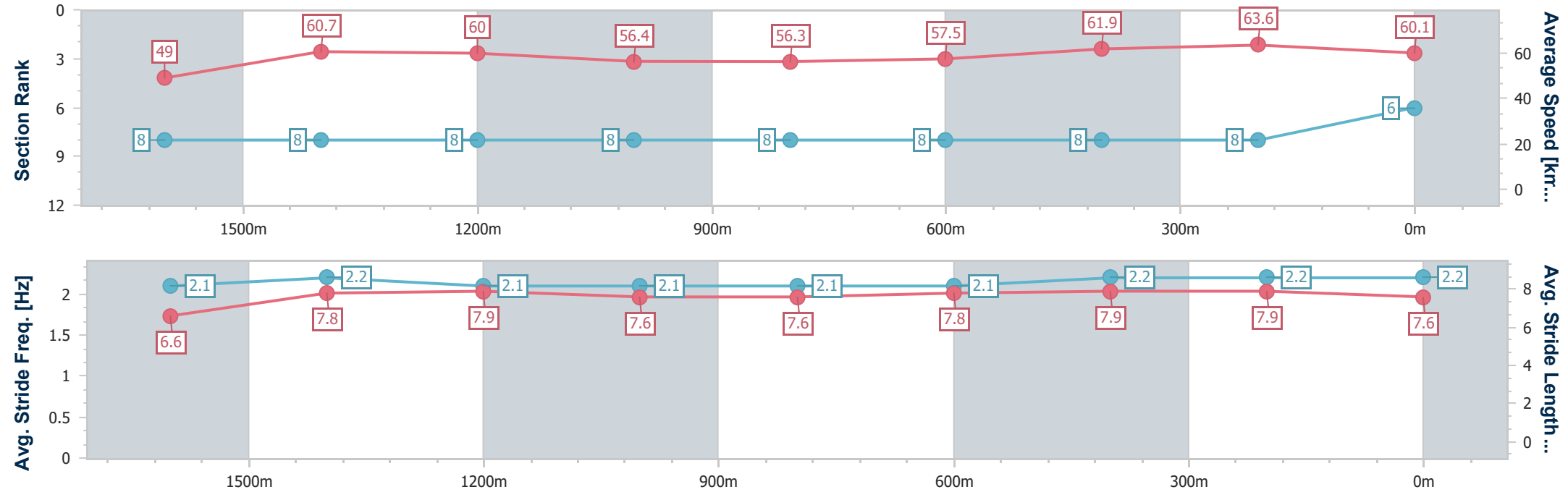


Eagle Farm QLD Professional
 Race 5: SKY RACING QTIS Three-Year-Old BENCHMARK 70
 Handicap - 1800m
 08 May 2024 - 14:19
 Track Rating: Soft 7, Weather: Fine, Rail Position: +11m Entire



BRISBANE
 RACING CLUB

Section	Overall	1600m	1400m	1200m	1000m	800m	600m	400m	200m
Section Times	1:52.28 [6] (0:14.82)	1:37.46 [8] (0:11.93)	1:25.53 [8] (0:11.99)	1:13.54 [8] (0:12.80)	1:00.74 [8] (0:12.96)	0:47.78 [8] (0:12.61)	0:35.17 [8] (0:11.78)	0:23.39 [8] (0:11.33)	0:12.06 [8] (0:12.06)
Average Speed [km/h]	49.0	60.7	60.0	56.4	56.3	57.5	61.9	63.6	60.1
Top Speed [km/h]	61.0	61.6	61.2	57.6	57.7	59.5	64.1	65.5	62.2
Avg. Dist. to Rail [m]	5.9	1.8	2.4	2.2	2.0	2.3	3.1	8.2	8.9
Avg. Stride Freq. [Hz]	2.1	2.2	2.1	2.1	2.1	2.1	2.2	2.2	2.2
Avg. Stride Length [m]	6.6	7.8	7.9	7.6	7.6	7.8	7.9	7.9	7.6



- [] Ranking at each section and finish
- .-.- No data available at this section
- NA No data available



Horse/Jockey Name	Texas Fireball
Final Rank	7
Fastest Section Time (Section)	0:11.63 (400m)
Top Speed [km/h] (Section)	64.1 (400m)
Race State	Finished

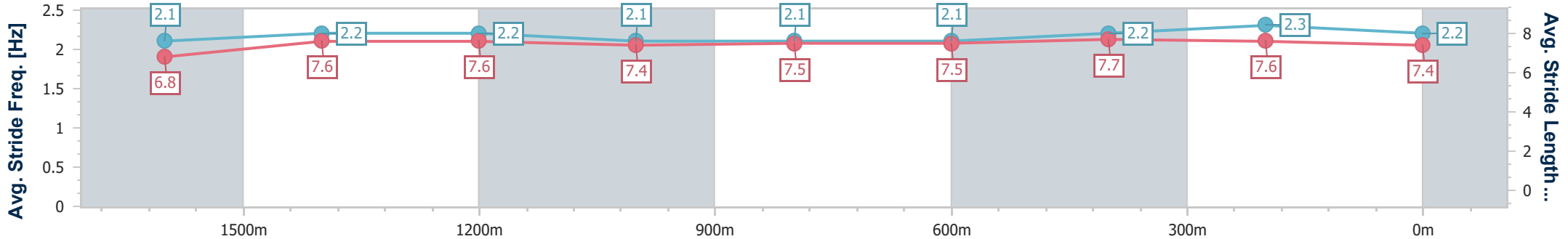
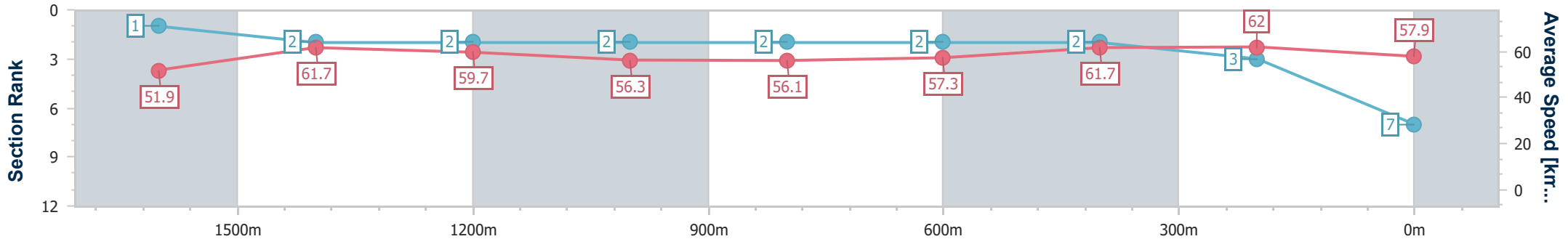


Eagle Farm QLD Professional
 Race 5: SKY RACING QTIS Three-Year-Old BENCHMARK 70
 Handicap - 1800m
 08 May 2024 - 14:19
 Track Rating: Soft 7, Weather: Fine, Rail Position: +11m Entire



BRISBANE
 RACING CLUB

Section	Overall	1600m	1400m	1200m	1000m	800m	600m	400m	200m
Section Times	1:52.33 [7] (0:14.07)	1:38.26 [1] (0:11.75)	1:26.51 [2] (0:12.11)	1:14.40 [2] (0:12.77)	1:01.63 [2] (0:12.97)	0:48.66 [2] (0:12.71)	0:35.95 [2] (0:11.87)	0:24.08 [2] (0:11.63)	0:12.45 [3] (0:12.45)
Average Speed [km/h]	51.9	61.7	59.7	56.3	56.1	57.3	61.7	62.0	57.9
Top Speed [km/h]	62.1	62.3	62.3	57.9	56.8	58.5	63.8	64.1	60.6
Avg. Dist. to Rail [m]	6.1	1.9	1.9	1.9	1.8	2.9	3.3	6.5	6.0
Avg. Stride Freq. [Hz]	2.1	2.2	2.2	2.1	2.1	2.1	2.2	2.3	2.2
Avg. Stride Length [m]	6.8	7.6	7.6	7.4	7.5	7.5	7.7	7.6	7.4



- [] Ranking at each section and finish
- .-.- No data available at this section
- NA No data available



Horse/Jockey Name	Grey Ice
Final Rank	8
Fastest Section Time (Section)	0:11.33 (400m)
Top Speed [km/h] (Section)	65.6 (400m)
Race State	Finished

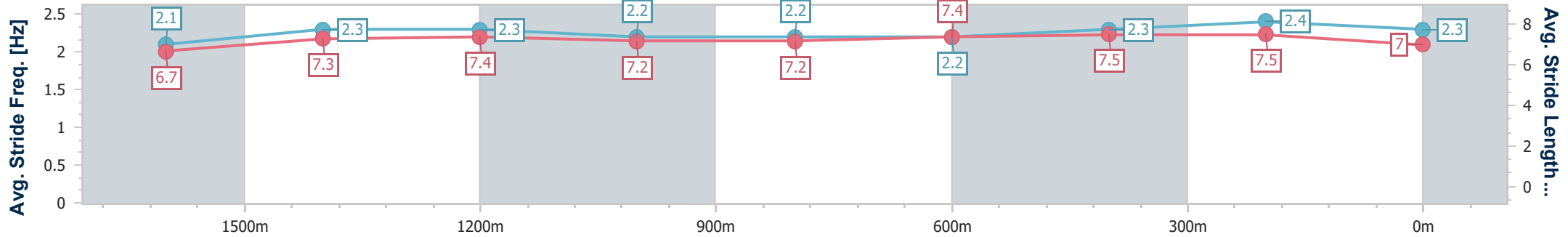
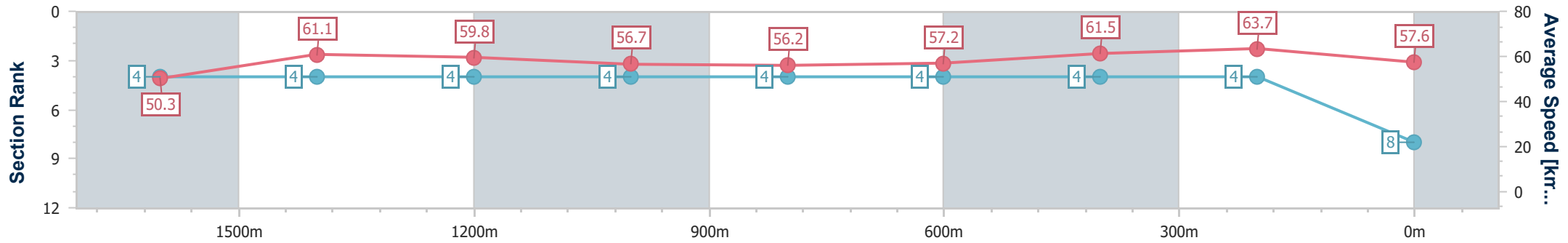


Eagle Farm QLD Professional
 Race 5: SKY RACING QTIS Three-Year-Old BENCHMARK 70
 Handicap - 1800m
 08 May 2024 - 14:19
 Track Rating: Soft 7, Weather: Fine, Rail Position: +11m Entire



BRISBANE
 RACING CLUB

Section	Overall	1600m	1400m	1200m	1000m	800m	600m	400m	200m
Section Times	1:52.37 [8] (0:14.42)	1:37.95 [4] (0:11.83)	1:26.12 [4] (0:12.06)	1:14.06 [4] (0:12.75)	1:01.31 [4] (0:12.98)	0:48.33 [4] (0:12.70)	0:35.63 [4] (0:11.82)	0:23.81 [4] (0:11.33)	0:12.48 [4] (0:12.48)
Average Speed [km/h]	50.3	61.1	59.8	56.7	56.2	57.2	61.5	63.7	57.6
Top Speed [km/h]	60.2	62.5	61.1	58.7	57.0	58.4	64.9	65.6	60.8
Avg. Dist. to Rail [m]	4.3	1.8	2.8	3.2	2.1	2.0	2.4	6.0	5.9
Avg. Stride Freq. [Hz]	2.1	2.3	2.3	2.2	2.2	2.2	2.3	2.4	2.3
Avg. Stride Length [m]	6.7	7.3	7.4	7.2	7.2	7.4	7.5	7.5	7.0



- [] Ranking at each section and finish
- .-.- No data available at this section
- NA No data available



Horse/Jockey Name	Pele Princess
Final Rank	9
Fastest Section Time (Section)	0:11.44 (400m)
Top Speed [km/h] (Section)	65.2 (400m)
Race State	Finished

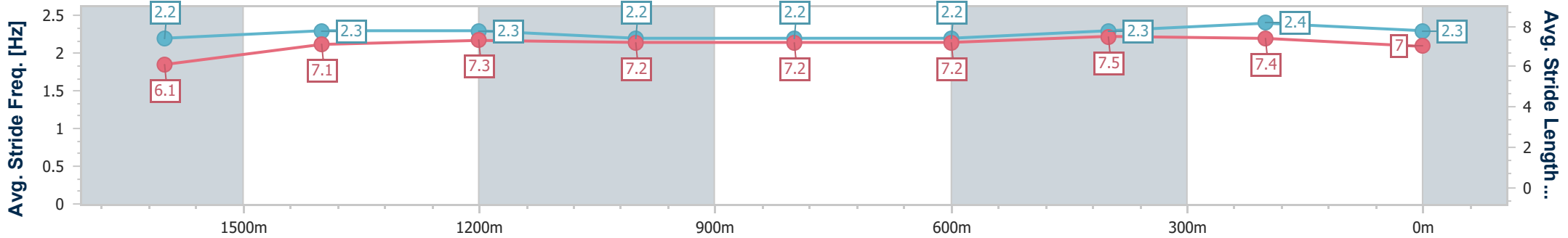
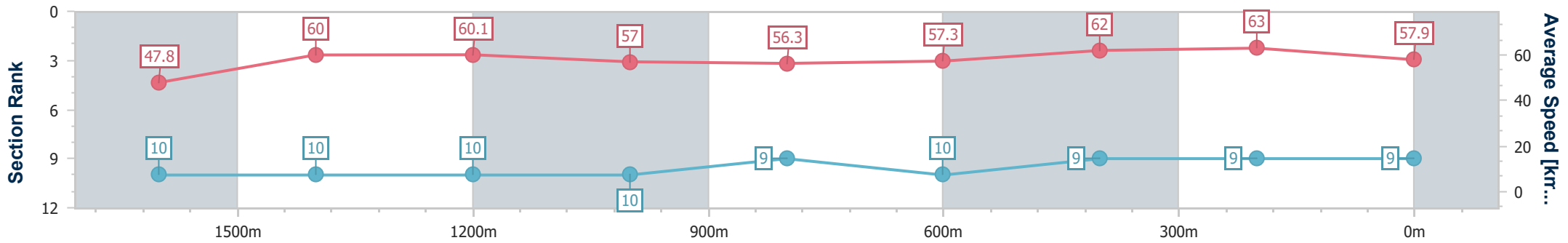


Eagle Farm QLD Professional
 Race 5: SKY RACING QTIS Three-Year-Old BENCHMARK 70
 Handicap - 1800m
 08 May 2024 - 14:19
 Track Rating: Soft 7, Weather: Fine, Rail Position: +11m Entire



BRISBANE
 RACING CLUB

Section	Overall	1600m	1400m	1200m	1000m	800m	600m	400m	200m
Section Times	1:52.94 [9] (0:15.14)	1:37.80 [10] (0:12.09)	1:25.71 [10] (0:12.03)	1:13.68 [10] (0:12.63)	1:01.05 [10] (0:12.87)	0:48.18 [9] (0:12.58)	0:35.60 [10] (0:11.69)	0:23.91 [9] (0:11.44)	0:12.47 [9] (0:12.47)
Average Speed [km/h]	47.8	60.0	60.1	57.0	56.3	57.3	62.0	63.0	57.9
Top Speed [km/h]	57.7	60.7	60.7	60.4	57.2	59.7	65.1	65.2	60.2
Avg. Dist. to Rail [m]	4.0	2.8	4.8	2.7	0.9	0.4	1.3	2.7	2.8
Avg. Stride Freq. [Hz]	2.2	2.3	2.3	2.2	2.2	2.2	2.3	2.4	2.3
Avg. Stride Length [m]	6.1	7.1	7.3	7.2	7.2	7.2	7.5	7.4	7.0



- [] Ranking at each section and finish
- .-.- No data available at this section
- NA No data available



Horse/Jockey Name	Rashford
Final Rank	10
Fastest Section Time (Section)	0:11.88 (600m)
Top Speed [km/h] (Section)	63.0 (400m)
Race State	Finished

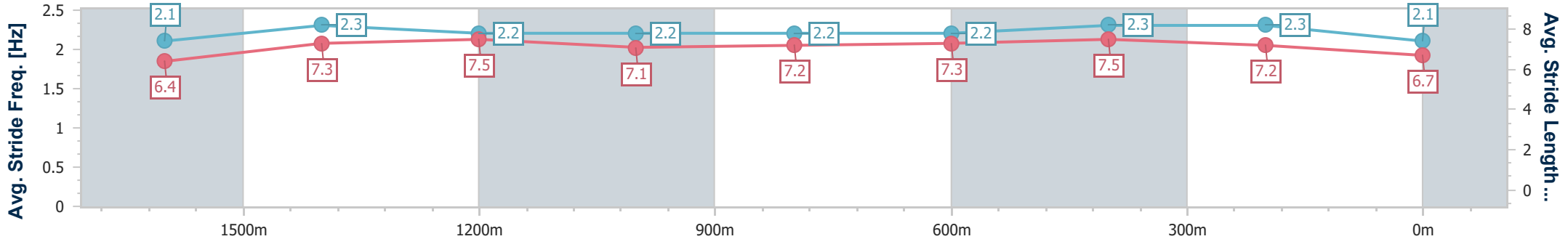
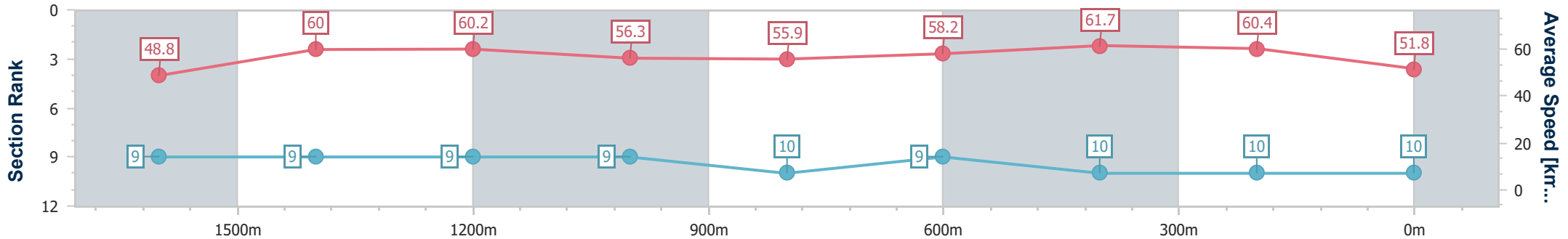


Eagle Farm QLD Professional
 Race 5: SKY RACING QTIS Three-Year-Old BENCHMARK 70
 Handicap - 1800m
 08 May 2024 - 14:19
 Track Rating: Soft 7, Weather: Fine, Rail Position: +11m Entire



BRISBANE
 RACING CLUB

Section	Overall	1600m	1400m	1200m	1000m	800m	600m	400m	200m				
Section Times	1:55.02 [10] (0:14.98)	1:40.04 [9] (0:12.05)	1:27.99 [9] (0:12.00)	1:15.99 [9] (0:12.81)	1:03.18 [9] (0:12.96)	0:50.22 [10] (0:12.49)	0:37.73 [9] (0:11.88)	0:25.85 [10] (0:11.89)	0:13.96 [10] (0:13.96)				
Average Speed [km/h]	48.8	60.0	60.2	56.3	55.9	58.2	61.7	60.4	51.8				
Top Speed [km/h]	60.0	60.4	60.5	59.3	57.8	60.1	62.6	63.0	58.1				
Avg. Dist. to Rail [m]	7.6	1.2	1.0	1.2	1.6	2.0	3.7	5.6	4.5				
Avg. Stride Freq. [Hz]	2.1	2.3	2.2	2.2	2.2	2.2	2.3	2.3	2.1				
Avg. Stride Length [m]	6.4	7.3	7.5	7.1	7.2	7.3	7.5	7.2	6.7				



- [] Ranking at each section and finish
- .-.- No data available at this section
- NA No data available