

Track Rating: Good 4, Weather: Showers, Rail Position: True

Section		Field Times										Last 600m	
		Overall	1000m	800m	600m	400m	200m						0:34.24
		1:09.99 (0:13.65)	0:56.34 (0:10.79)	0:45.55 (0:11.31)	0:34.24 (0:11.38)	0:22.86 (0:11.23)	0:11.63 (0:11.63)						
Rank	TAB Horse/Jockey	Barrier	Top Speed [km/h]	Fastest Section								Margin	Distance Travelled [m]
1	1 RUSSIAN SUB Boris Thornton	12	67.5 1000m	0:10.93 1000m	1:09.99 [1] (0:13.67)	0:56.32 [2] (0:10.93)	0:45.39 [2] (0:11.28)	0:34.11 [2] (0:11.34)	0:22.77 [3] (0:11.14)	0:11.63 [1] (0:11.63)	1:09.99	0:34.11	
2	9 WITHIN REASON James Orman	6	67.4 Overall	0:10.84 1000m	1:10.19 [2] (0:13.89)	0:56.30 [4] (0:10.84)	0:45.46 [4] (0:11.19)	0:34.27 [3] (0:11.26)	0:23.01 [2] (0:11.41)	0:11.60 [2] (0:11.60)	1.13L	0:34.27	-1
3	3 ADRANOS Ryan Maloney	13	67.7 1000m	0:10.92 1000m	1:10.21 [3] (0:13.96)	0:56.25 [5] (0:10.92)	0:45.33 [5] (0:11.33)	0:34.00 [5] (0:11.35)	0:22.65 [6] (0:11.20)	0:11.45 [5] (0:11.45)	1.25L	0:34.00	+0
4	16 WAHINE GALAXY Sean Cormack	11	66.8 1000m	0:10.97 1000m	1:10.22 [4] (0:14.12)	0:56.10 [6] (0:10.97)	0:45.13 [6] (0:11.18)	0:33.95 [6] (0:11.21)	0:22.74 [4] (0:11.18)	0:11.56 [3] (0:11.56)	1.32L	0:33.95	+4
5	7 RICH AGAIN Kyle Wilson-Taylor	20	66.4 1000m	0:10.98 400m	1:10.28 [5] (0:14.49)	0:55.79 [9] (0:10.99)	0:44.80 [9] (0:11.13)	0:33.67 [9] (0:11.24)	0:22.43 [9] (0:10.98)	0:11.45 [6] (0:11.45)	1.66L	0:33.67	+1
6	6 REIGN OF POWER Damien Thornton	17	66.8 1000m	0:10.94 1000m	1:10.57 [6] (0:14.40)	0:56.17 [8] (0:10.94)	0:45.23 [8] (0:11.17)	0:34.06 [8] (0:11.28)	0:22.78 [8] (0:11.20)	0:11.58 [7] (0:11.58)	3.38L	0:34.06	+4
7	10 DAYU Michael Rodd	7	66.4 1000m	0:10.93 1000m	1:10.81 [7] (0:14.36)	0:56.45 [7] (0:10.93)	0:45.52 [7] (0:11.09)	0:34.43 [7] (0:11.35)	0:23.08 [7] (0:11.37)	0:11.71 [8] (0:11.71)	4.78L	0:34.43	+0
8	4 BLOODHAWKE Martin Harley	14	67.9 Overall	0:10.93 1000m	1:11.25 [8] (0:13.80)	0:57.45 [3] (0:10.93)	0:46.52 [3] (0:11.26)	0:35.26 [4] (0:11.54)	0:23.72 [5] (0:11.65)	0:12.07 [9] (0:12.07)	7.39L	0:35.26	+4
9	24 CAPTAIN ARTIE Emily Lang	2	67.8 Overall	0:10.79 1000m	1:11.31 [9] (0:13.65)	0:57.66 [1] (0:10.79)	0:46.87 [1] (0:11.31)	0:35.56 [1] (0:11.38)	0:24.18 [1] (0:11.55)	0:12.63 [4] (0:12.63)	7.75L	0:35.56	-2

Scratched: Don Quixote (#17), Ariat (#19), Prince Of Sooview (#21), Ready To Boom (#18), Sono Pronto (#20), Drialle (#2), I Stole It (#22), Chisum (#5), Cattrall (#12), Wind Rush Farm (#15), Rainewater (#23),



Horse/Jockey Name	Russian Sub
Final Rank	1
Fastest Section Time (Section)	0:10.93 (1000m)
Top Speed [km/h] (Section)	67.5 (1000m)
Race State	Finished



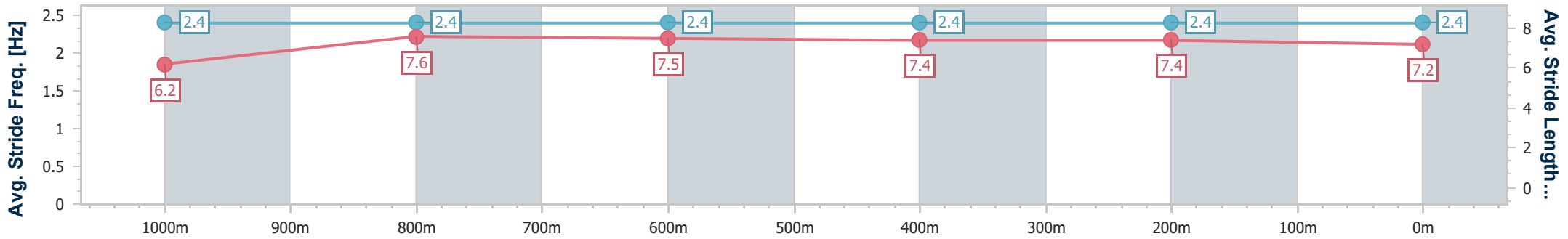
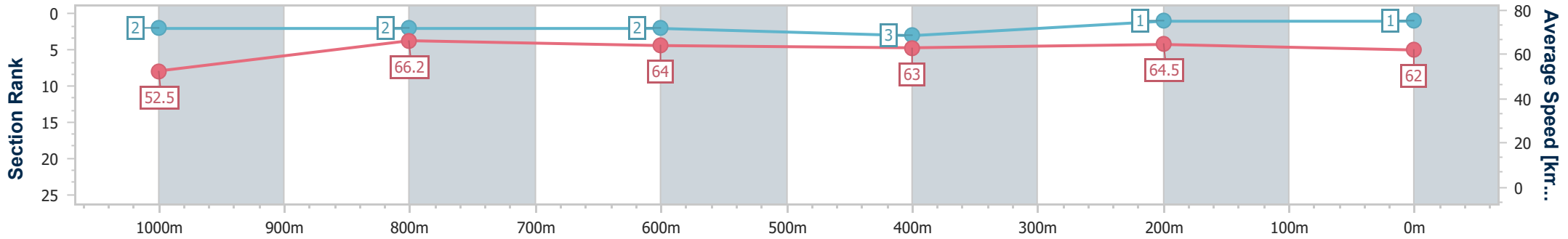
Ipswich QLD Professional  
Race 7: TAB IPSWICH CUP 22 JUNE Class 1 Handicap - 1200m



06 May 2024 - 16:26

Track Rating: Good 4, Weather: Showers, Rail Position: True

Section	Overall	1000m	800m	600m	400m	200m
Section Times	1:09.99 [1] (0:13.67)	0:56.32 [2] (0:10.93)	0:45.39 [2] (0:11.28)	0:34.11 [2] (0:11.34)	0:22.77 [3] (0:11.14)	0:11.63 [1] (0:11.63)
Average Speed [km/h]	52.5	66.2	64.0	63.0	64.5	62.0
Top Speed [km/h]	66.8	67.5	65.2	64.6	65.5	63.8
Avg. Dist. to Rail [m]	5.0	1.5	0.3	0.6	0.5	1.4
Avg. Stride Freq. [Hz]	2.4	2.4	2.4	2.4	2.4	2.4
Avg. Stride Length [m]	6.2	7.6	7.5	7.4	7.4	7.2



- [ ] Ranking at each section and finish
- .-.- No data available at this section
- NA No data available



Horse/Jockey Name	Within Reason
Final Rank	2
Fastest Section Time (Section)	0:10.84 (1000m)
Top Speed [km/h] (Section)	67.4 (Overall)
Race State	Finished



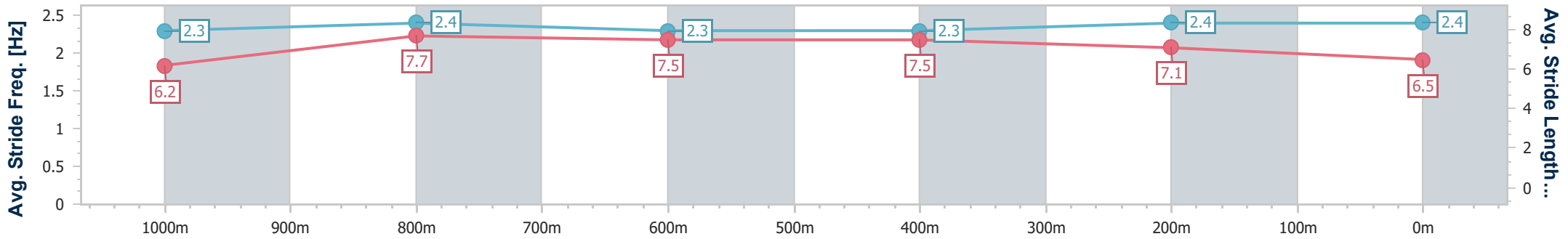
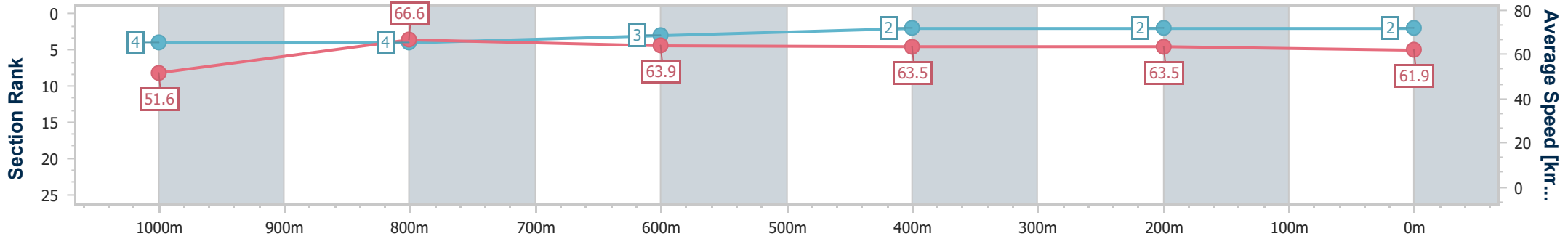
Ipswich QLD Professional  
Race 7: TAB IPSWICH CUP 22 JUNE Class 1 Handicap - 1200m



06 May 2024 - 16:26

Track Rating: Good 4, Weather: Showers, Rail Position: True

Section	Overall	1000m	800m	600m	400m	200m
Section Times	1:10.19 [2] (0:13.89)	0:56.30 [4] (0:10.84)	0:45.46 [4] (0:11.19)	0:34.27 [3] (0:11.26)	0:23.01 [2] (0:11.41)	0:11.60 [2] (0:11.60)
Average Speed [km/h]	51.6	66.6	63.9	63.5	63.5	61.9
Top Speed [km/h]	67.4	67.2	64.5	64.2	64.6	63.9
Avg. Dist. to Rail [m]	3.4	0.7	1.4	0.9	1.2	2.1
Avg. Stride Freq. [Hz]	2.3	2.4	2.3	2.3	2.4	2.4
Avg. Stride Length [m]	6.2	7.7	7.5	7.5	7.1	6.5



- [ ] Ranking at each section and finish
- .-.- No data available at this section
- NA No data available



Horse/Jockey Name	Adranos
Final Rank	3
Fastest Section Time (Section)	0:10.92 (1000m)
Top Speed [km/h] (Section)	67.7 (1000m)
Race State	Finished



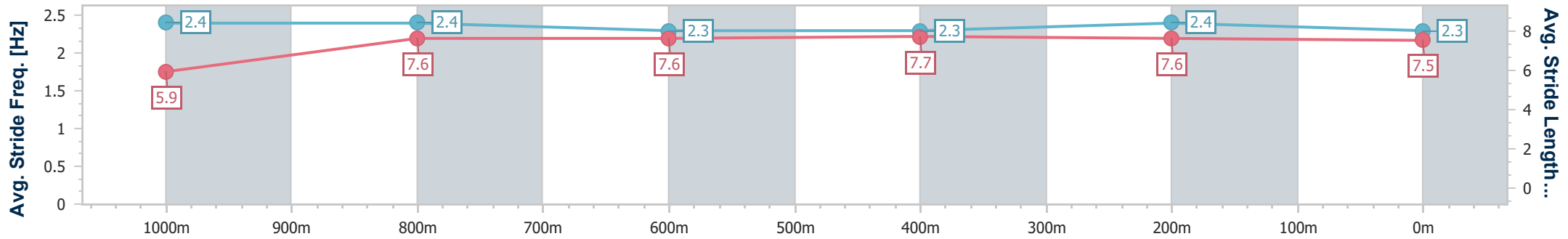
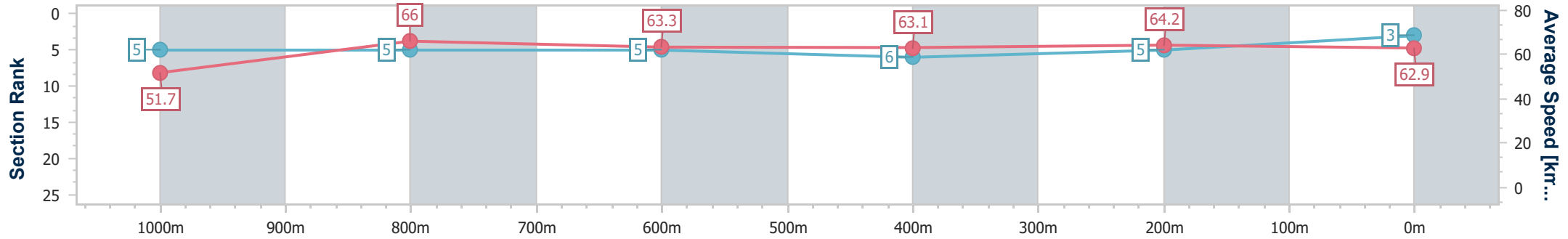
Ipswich QLD Professional  
Race 7: TAB IPSWICH CUP 22 JUNE Class 1 Handicap - 1200m



06 May 2024 - 16:26

Track Rating: Good 4, Weather: Showers, Rail Position: True

Section	Overall	1000m	800m	600m	400m	200m
Section Times	1:10.21 [3] (0:13.96)	0:56.25 [5] (0:10.92)	0:45.33 [5] (0:11.33)	0:34.00 [5] (0:11.35)	0:22.65 [6] (0:11.20)	0:11.45 [5] (0:11.45)
Average Speed [km/h]	51.7	66.0	63.3	63.1	64.2	62.9
Top Speed [km/h]	67.3	67.7	65.4	63.9	65.5	65.3
Avg. Dist. to Rail [m]	5.1	0.9	0.4	1.3	1.4	3.7
Avg. Stride Freq. [Hz]	2.4	2.4	2.3	2.3	2.4	2.3
Avg. Stride Length [m]	5.9	7.6	7.6	7.7	7.6	7.5



- [ ] Ranking at each section and finish
- .-.- No data available at this section
- NA No data available



Horse/Jockey Name	Wahine Galaxy
Final Rank	4
Fastest Section Time (Section)	0:10.97 (1000m)
Top Speed [km/h] (Section)	66.8 (1000m)
Race State	Finished



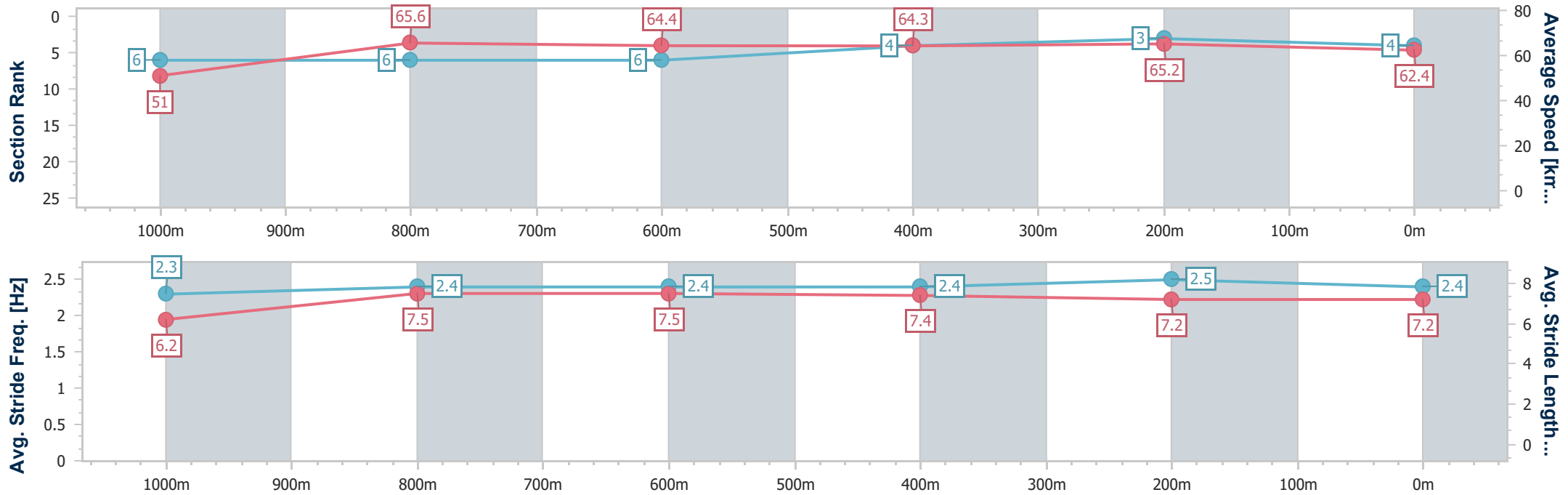
Ipswich QLD Professional  
Race 7: TAB IPSWICH CUP 22 JUNE Class 1 Handicap - 1200m



06 May 2024 - 16:26

Track Rating: Good 4, Weather: Showers, Rail Position: True

Section	Overall	1000m	800m	600m	400m	200m
Section Times	1:10.22 [4] (0:14.12)	0:56.10 [6] (0:10.97)	0:45.13 [6] (0:11.18)	0:33.95 [6] (0:11.21)	0:22.74 [4] (0:11.18)	0:11.56 [3] (0:11.56)
Average Speed [km/h]	51.0	65.6	64.4	64.3	65.2	62.4
Top Speed [km/h]	65.6	66.8	66.2	66.1	65.8	64.7
Avg. Dist. to Rail [m]	4.9	0.8	0.2	0.6	3.5	7.9
Avg. Stride Freq. [Hz]	2.3	2.4	2.4	2.4	2.5	2.4
Avg. Stride Length [m]	6.2	7.5	7.5	7.4	7.2	7.2



- [ ] Ranking at each section and finish
- .-.- No data available at this section
- NA No data available



Horse/Jockey Name	Rich Again
Final Rank	5
Fastest Section Time (Section)	0:10.98 (400m)
Top Speed [km/h] (Section)	66.4 (1000m)
Race State	Finished



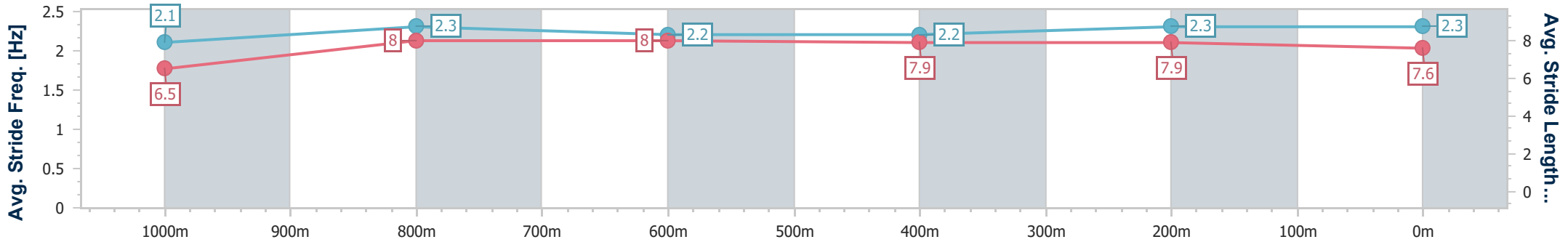
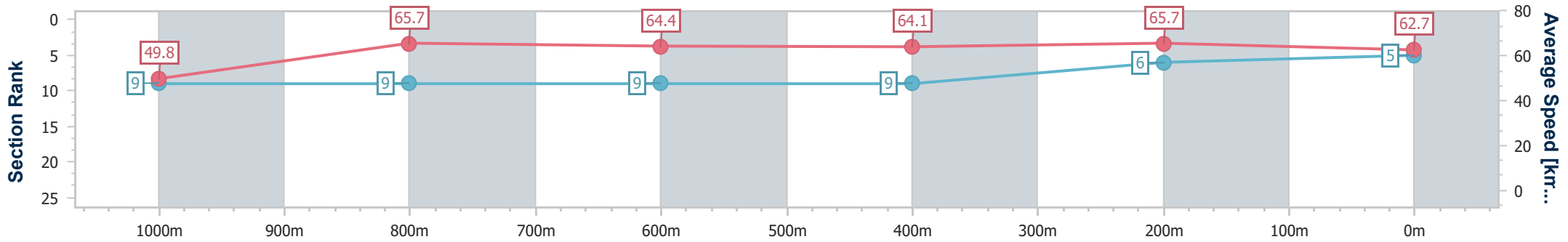
Ipswich QLD Professional  
Race 7: TAB IPSWICH CUP 22 JUNE Class 1 Handicap - 1200m



06 May 2024 - 16:26

Track Rating: Good 4, Weather: Showers, Rail Position: True

Section	Overall	1000m	800m	600m	400m	200m
Section Times	1:10.28 [5] (0:14.49)	0:55.79 [9] (0:10.99)	0:44.80 [9] (0:11.13)	0:33.67 [9] (0:11.24)	0:22.43 [9] (0:10.98)	0:11.45 [6]
Average Speed [km/h]	49.8	65.7	64.4	64.1	65.7	62.7
Top Speed [km/h]	64.3	66.4	65.7	65.2	65.9	65.4
Avg. Dist. to Rail [m]	8.0	0.8	0.3	0.2	0.2	0.4
Avg. Stride Freq. [Hz]	2.1	2.3	2.2	2.2	2.3	2.3
Avg. Stride Length [m]	6.5	8.0	8.0	7.9	7.9	7.6



- [ ] Ranking at each section and finish
- .-.- No data available at this section
- NA No data available



Horse/Jockey Name	Reign Of Power
Final Rank	6
Fastest Section Time (Section)	0:10.94 (1000m)
Top Speed [km/h] (Section)	66.8 (1000m)
Race State	Finished



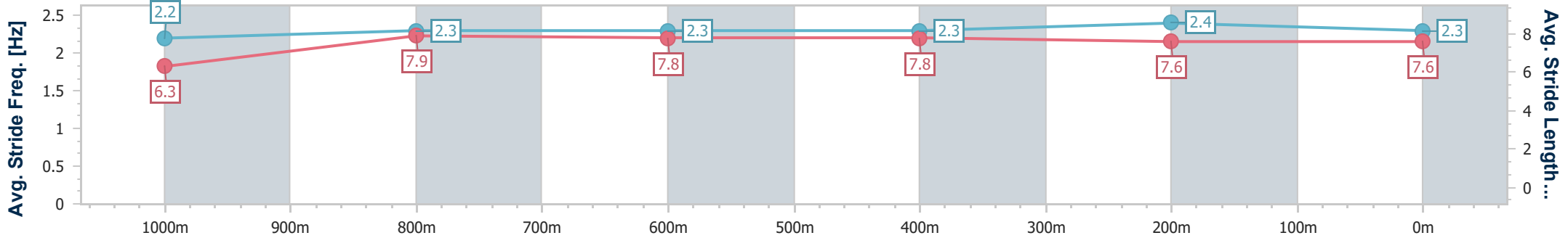
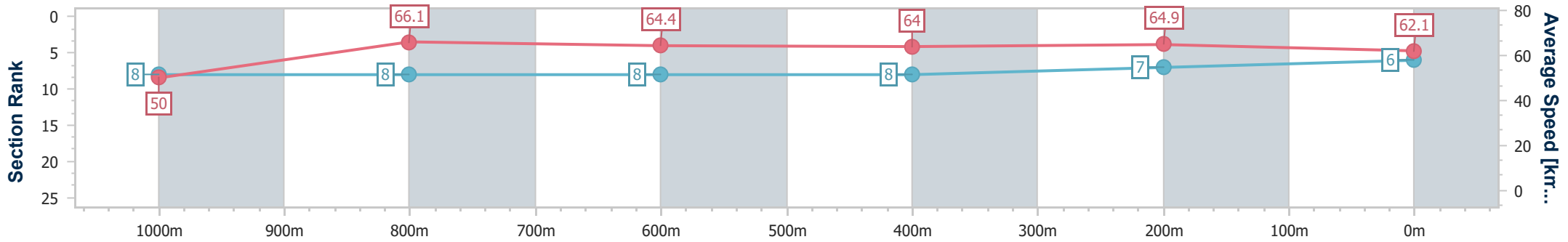
Ipswich QLD Professional  
Race 7: TAB IPSWICH CUP 22 JUNE Class 1 Handicap - 1200m



06 May 2024 - 16:26

Track Rating: Good 4, Weather: Showers, Rail Position: True

Section	Overall	1000m	800m	600m	400m	200m
Section Times	1:10.57 [6] (0:14.40)	0:56.17 [8] (0:10.94)	0:45.23 [8] (0:11.17)	0:34.06 [8] (0:11.28)	0:22.78 [8] (0:11.20)	0:11.58 [7] (0:11.58)
Average Speed [km/h]	50.0	66.1	64.4	64.0	64.9	62.1
Top Speed [km/h]	65.2	66.8	65.1	65.2	65.4	64.3
Avg. Dist. to Rail [m]	7.6	1.6	0.4	0.5	3.4	6.4
Avg. Stride Freq. [Hz]	2.2	2.3	2.3	2.3	2.4	2.3
Avg. Stride Length [m]	6.3	7.9	7.8	7.8	7.6	7.6



- [ ] Ranking at each section and finish
- .-.- No data available at this section
- NA No data available



Horse/Jockey Name	Dayu
Final Rank	7
Fastest Section Time (Section)	0:10.93 (1000m)
Top Speed [km/h] (Section)	66.4 (1000m)
Race State	Finished



### Ipswich QLD Professional

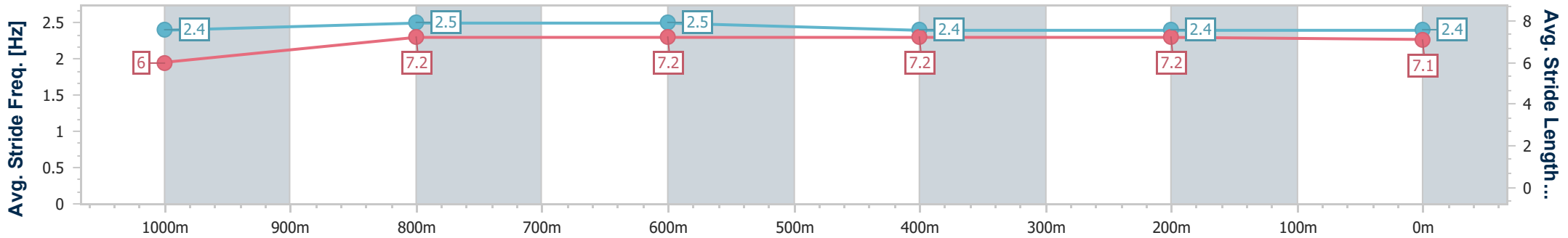
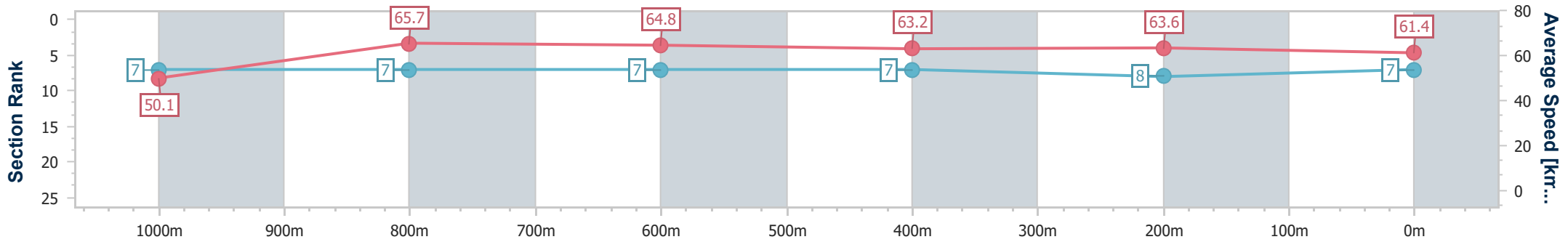
Race 7: TAB IPSWICH CUP 22 JUNE Class 1 Handicap - 1200m



06 May 2024 - 16:26

Track Rating: Good 4, Weather: Showers, Rail Position: True

Section	Overall	1000m	800m	600m	400m	200m
Section Times	1:10.81 [7] (0:14.36)	0:56.45 [7] (0:10.93)	0:45.52 [7] (0:11.09)	0:34.43 [7] (0:11.35)	0:23.08 [7] (0:11.37)	0:11.71 [8] (0:11.71)
Average Speed [km/h]	50.1	65.7	64.8	63.2	63.6	61.4
Top Speed [km/h]	65.2	66.4	65.9	64.5	64.3	63.3
Avg. Dist. to Rail [m]	2.8	0.7	0.9	0.5	0.2	1.8
Avg. Stride Freq. [Hz]	2.4	2.5	2.5	2.4	2.4	2.4
Avg. Stride Length [m]	6.0	7.2	7.2	7.2	7.2	7.1



- [ ] Ranking at each section and finish
- .-.- No data available at this section
- NA No data available





Horse/Jockey Name	Bloodhawke
Final Rank	8
Fastest Section Time (Section)	0:10.93 (1000m)
Top Speed [km/h] (Section)	67.9 (Overall)
Race State	Finished



### Ipswich QLD Professional

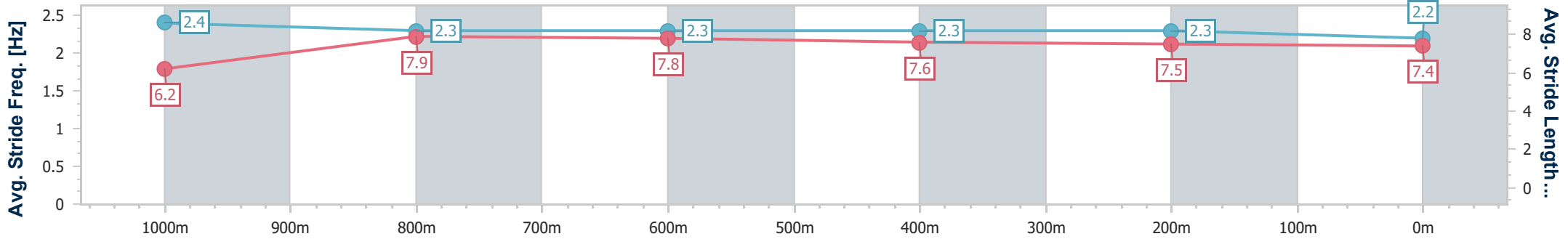
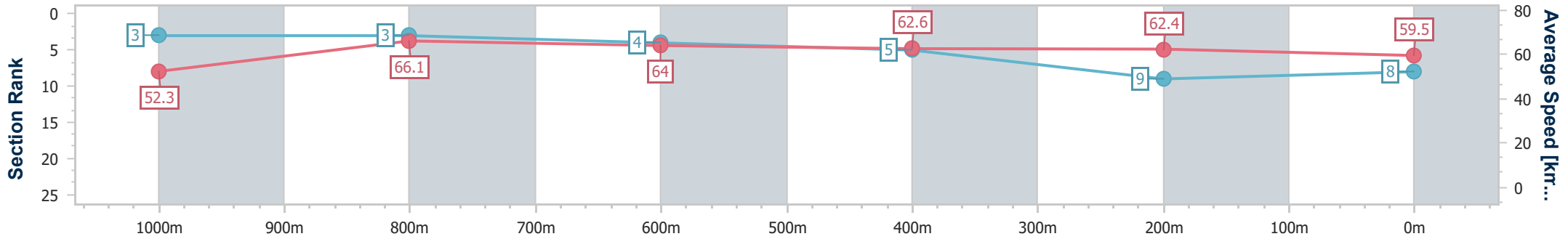
Race 7: TAB IPSWICH CUP 22 JUNE Class 1 Handicap - 1200m



06 May 2024 - 16:26

Track Rating: Good 4, Weather: Showers, Rail Position: True

Section	Overall	1000m	800m	600m	400m	200m
Section Times	1:11.25 [8] (0:13.80)	0:57.45 [3] (0:10.93)	0:46.52 [3] (0:11.26)	0:35.26 [4] (0:11.54)	0:23.72 [5] (0:11.65)	0:12.07 [9]
Average Speed [km/h]	52.3	66.1	64.0	62.6	62.4	59.5
Top Speed [km/h]	67.9	67.0	64.7	63.3	63.6	61.6
Avg. Dist. to Rail [m]	6.6	1.5	0.4	0.7	3.6	4.5
Avg. Stride Freq. [Hz]	2.4	2.3	2.3	2.3	2.3	2.2
Avg. Stride Length [m]	6.2	7.9	7.8	7.6	7.5	7.4



- [ ] Ranking at each section and finish
- .-.- No data available at this section
- NA No data available



Horse/Jockey Name	Captain Artie
Final Rank	9
Fastest Section Time (Section)	0:10.79 (1000m)
Top Speed [km/h] (Section)	67.8 (Overall)
Race State	Finished



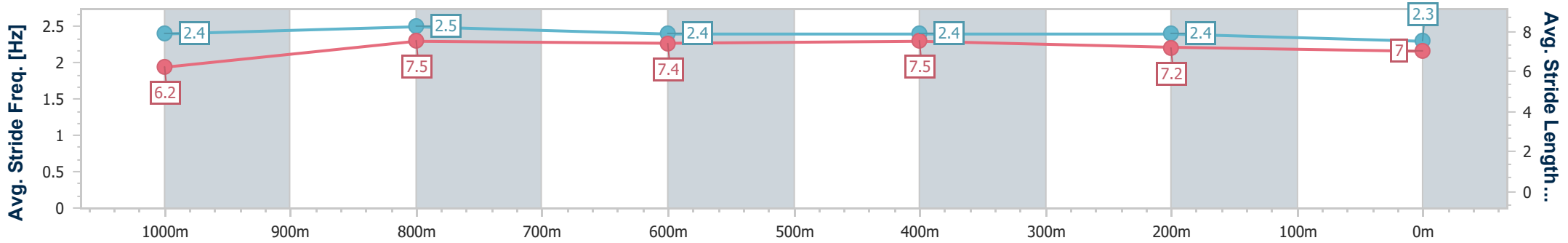
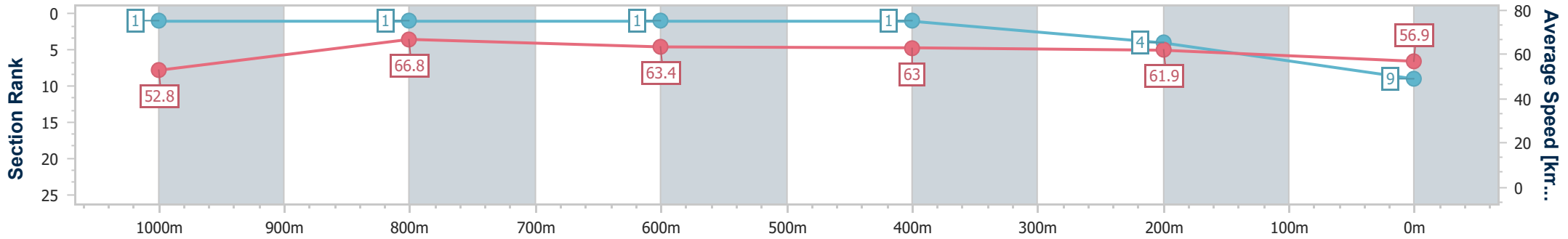
Ipswich QLD Professional  
Race 7: TAB IPSWICH CUP 22 JUNE Class 1 Handicap - 1200m



06 May 2024 - 16:26

Track Rating: Good 4, Weather: Showers, Rail Position: True

Section	Overall	1000m	800m	600m	400m	200m
Section Times	1:11.31 [9] (0:13.65)	0:57.66 [1] (0:10.79)	0:46.87 [1] (0:11.31)	0:35.56 [1] (0:11.38)	0:24.18 [1] (0:11.55)	0:12.63 [4] (0:12.63)
Average Speed [km/h]	52.8	66.8	63.4	63.0	61.9	56.9
Top Speed [km/h]	67.8	67.7	65.2	63.4	63.5	60.1
Avg. Dist. to Rail [m]	2.4	0.2	1.0	1.4	1.4	1.0
Avg. Stride Freq. [Hz]	2.4	2.5	2.4	2.4	2.4	2.3
Avg. Stride Length [m]	6.2	7.5	7.4	7.5	7.2	7.0



- [ ] Ranking at each section and finish
- .-.- No data available at this section
- NA No data available