



Ipswich QLD Professional
Race 1: SEVEN FAMILY RACEDAY QTIS Three-Year-Old Maiden Plate - 800m
06 May 2024 - 12:46



Track Rating: Good 4, Weather: Showers, Rail Position: True

Section										Last 600m		
Field Times		Overall	600m	400m	200m							
		0:45.18 (0:13.14)	0:32.04 (0:10.21)	0:21.83 (0:10.59)	0:11.24 (0:11.24)						0:32.04	
Rank	TAB	Horse/Jockey	Barrier	Top Speed [km/h]	Fastest Section	Overall	600m	400m	200m	Margin	Last 600m	Distance Travelled [m]
1	8	ENCRYPTED ELEGANCE	7	72.1	0:10.15	0:45.18 [1]	0:31.91 [2]	0:21.76 [2]	0:11.16 [2]	0:45.18	0:31.91	
		Emily Lang		600m	600m	(0:13.27)	(0:10.15)	(0:10.60)	(0:11.16)			
2	3	FIND YOUR OWN	1	71.6	0:10.21	0:45.21 [2]	0:32.07 [1]	0:21.86 [1]	0:11.27 [1]	0.16L	0:32.07	-4
		Michael Cahill		600m	600m	(0:13.14)	(0:10.21)	(0:10.59)	(0:11.27)			
3	5	TONATIUH	3	71.9	0:10.06	0:45.48 [3]	0:32.04 [3]	0:21.98 [3]	0:11.35 [3]	1.78L	0:32.04	-2
		Mark Du Plessis		600m	600m	(0:13.44)	(0:10.06)	(0:10.63)	(0:11.35)			
4	6	VIKING VALOUR	8	71.1	0:10.32	0:45.55 [4]	0:32.00 [5]	0:21.68 [5]	0:11.07 [4]	2.17L	0:32.00	+0
		Shania Willis		600m	600m	(0:13.55)	(0:10.32)	(0:10.61)	(0:11.07)			
5	9	HOT FLAMINGO	5	70.1	0:10.28	0:45.74 [5]	0:32.13 [6]	0:21.85 [6]	0:11.21 [5]	3.28L	0:32.13	-3
		Cody Collis		600m	600m	(0:13.61)	(0:10.28)	(0:10.64)	(0:11.21)			
6	11	SUNFYRE	4	71.7	0:10.32	0:45.81 [6]	0:32.33 [4]	0:22.01 [4]	0:11.17 [6]	3.69L	0:32.33	-2
		Jake Molloy		600m	600m	(0:13.48)	(0:10.32)	(0:10.84)	(0:11.17)			

Scratched: Bad Forest (#1), Look It's Lucy (#10), Crypto King (#2), Mieux (#4), Beau's Girl (#7)

[] Ranking at each section and finish
 -:-:- No data available at this section
 NA No data available

SCN Saddle cloth number
 DNF Did not finish
 DNT Did not track



Horse/Jockey Name	Encrypted Elegance
Final Rank	1
Fastest Section Time (Section)	0:10.15 (600m)
Top Speed [km/h] (Section)	72.1 (600m)
Race State	Finished



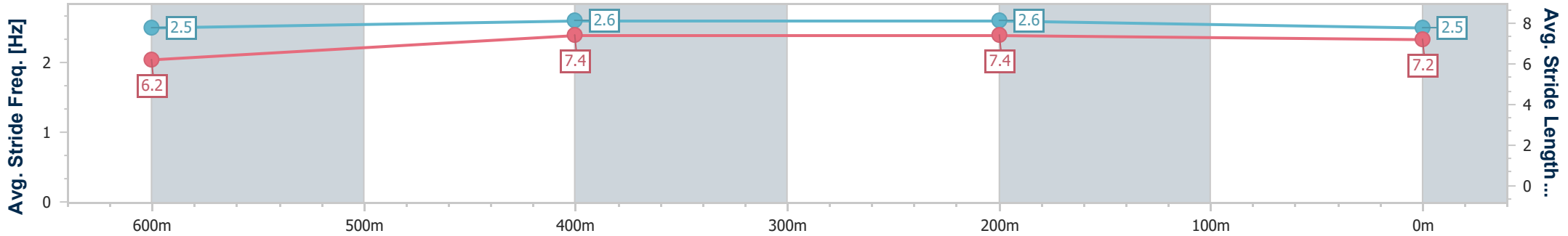
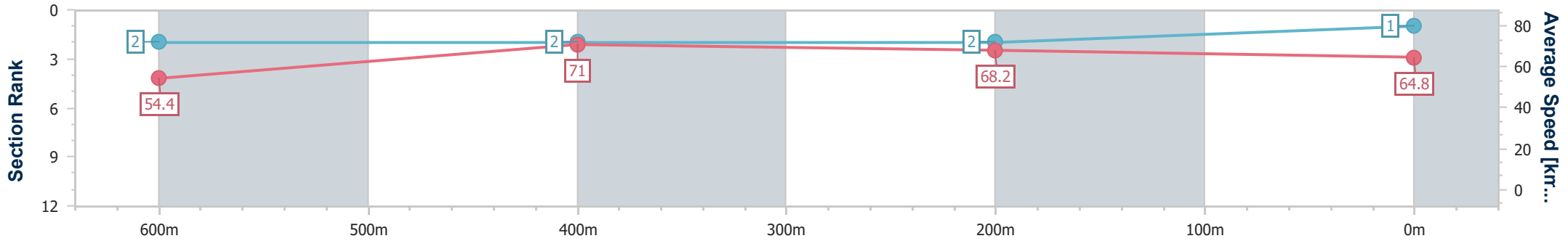
Ipswich QLD Professional
 Race 1: SEVEN FAMILY RACEDAY QTIS Three-Year-Old Maiden
 Plate - 800m



06 May 2024 - 12:46

Track Rating: Good 4, Weather: Showers, Rail Position: True

Section	Overall	600m	400m	200m
Section Times	0:45.18 [1] (0:13.27)	0:31.91 [2] (0:10.15)	0:21.76 [2] (0:10.60)	0:11.16 [2] (0:11.16)
Average Speed [km/h]	54.4	71.0	68.2	64.8
Top Speed [km/h]	71.9	72.1	71.3	67.0
Avg. Dist. to Rail [m]	8.2	1.6	1.6	4.3
Avg. Stride Freq. [Hz]	2.5	2.6	2.6	2.5
Avg. Stride Length [m]	6.2	7.4	7.4	7.2



- [] Ranking at each section and finish
- .-.- No data available at this section
- NA No data available



Horse/Jockey Name	Find Your Own
Final Rank	2
Fastest Section Time (Section)	0:10.21 (600m)
Top Speed [km/h] (Section)	71.6 (600m)
Race State	Finished



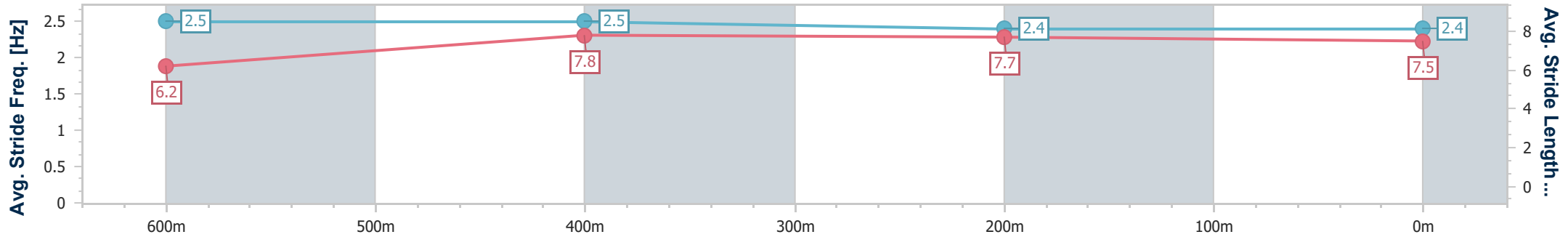
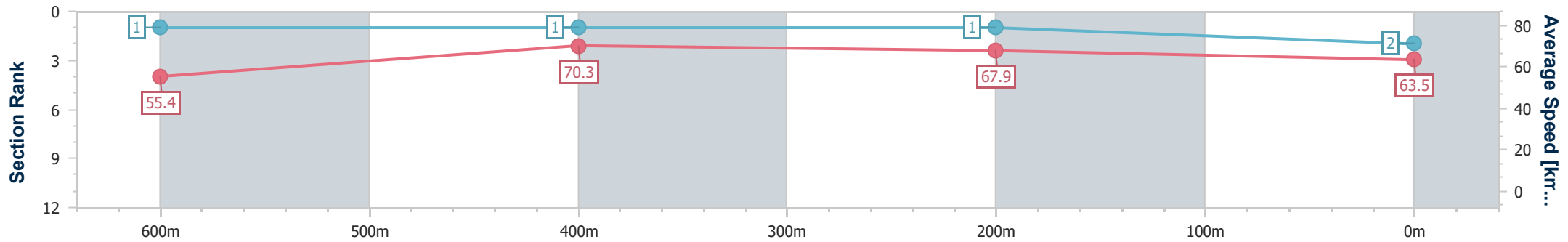
Ipswich QLD Professional
 Race 1: SEVEN FAMILY RACEDAY QTIS Three-Year-Old Maiden
 Plate - 800m



06 May 2024 - 12:46

Track Rating: Good 4, Weather: Showers, Rail Position: True

Section	Overall	600m	400m	200m
Section Times	0:45.21 [2] (0:13.14)	0:32.07 [1] (0:10.21)	0:21.86 [1] (0:10.59)	0:11.27 [1] (0:11.27)
Average Speed [km/h]	55.4	70.3	67.9	63.5
Top Speed [km/h]	65.6	71.6	70.9	68.3
Avg. Dist. to Rail [m]	3.5	1.2	0.9	0.8
Avg. Stride Freq. [Hz]	2.5	2.5	2.4	2.4
Avg. Stride Length [m]	6.2	7.8	7.7	7.5



- [] Ranking at each section and finish
- .-.- No data available at this section
- NA No data available



Horse/Jockey Name	Tonatiuh
Final Rank	3
Fastest Section Time (Section)	0:10.06 (600m)
Top Speed [km/h] (Section)	71.9 (600m)
Race State	Finished



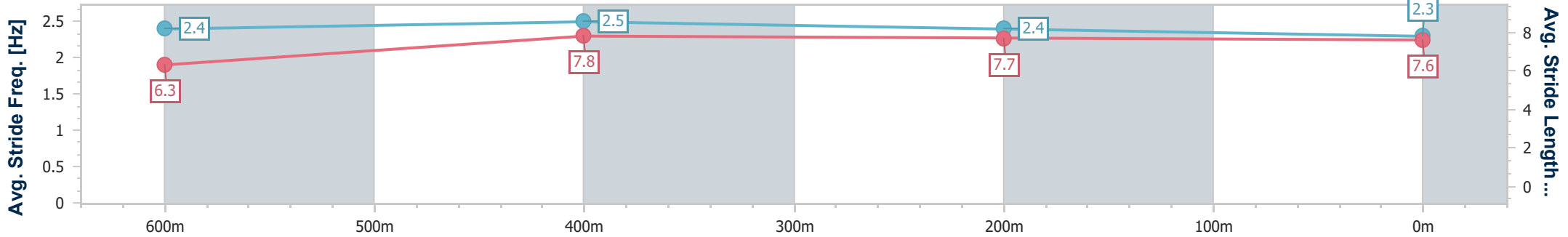
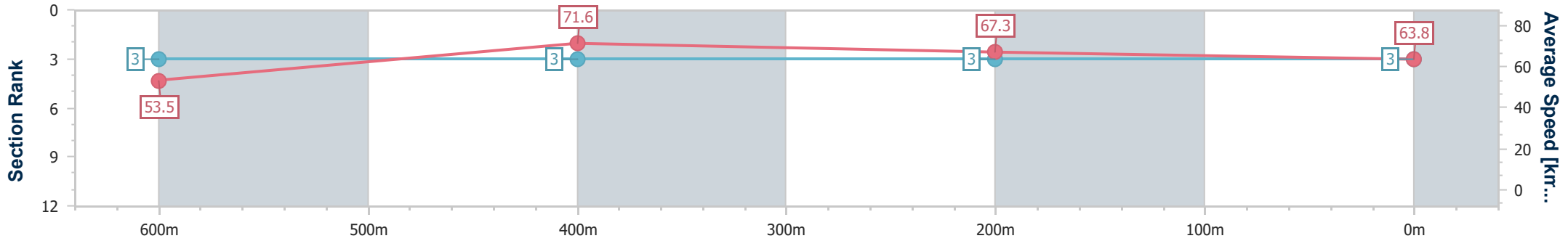
Ipswich QLD Professional
 Race 1: SEVEN FAMILY RACEDAY QTIS Three-Year-Old Maiden
 Plate - 800m



06 May 2024 - 12:46

Track Rating: Good 4, Weather: Showers, Rail Position: True

Section	Overall	600m	400m	200m
Section Times	0:45.48 [3] (0:13.44)	0:32.04 [3] (0:10.06)	0:21.98 [3] (0:10.63)	0:11.35 [3] (0:11.35)
Average Speed [km/h]	53.5	71.6	67.3	63.8
Top Speed [km/h]	71.8	71.9	69.2	65.4
Avg. Dist. to Rail [m]	5.2	1.0	1.1	1.7
Avg. Stride Freq. [Hz]	2.4	2.5	2.4	2.3
Avg. Stride Length [m]	6.3	7.8	7.7	7.6



- [] Ranking at each section and finish
- .-.- No data available at this section
- NA No data available



Horse/Jockey Name	Viking Valour
Final Rank	4
Fastest Section Time (Section)	0:10.32 (600m)
Top Speed [km/h] (Section)	71.1 (600m)
Race State	Finished



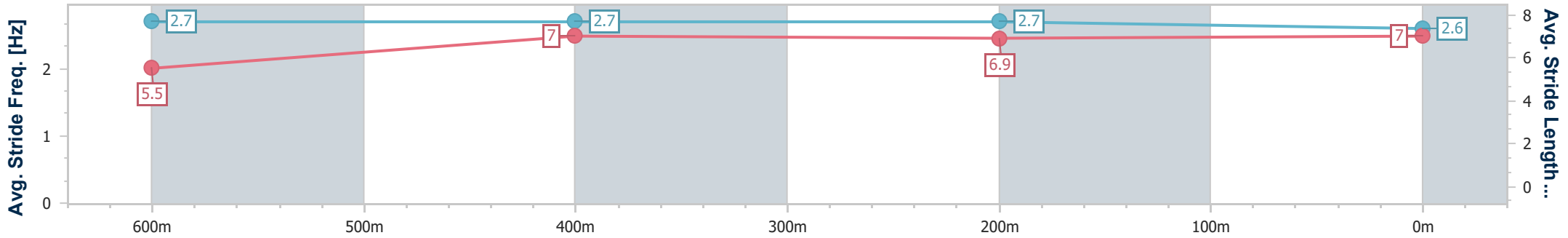
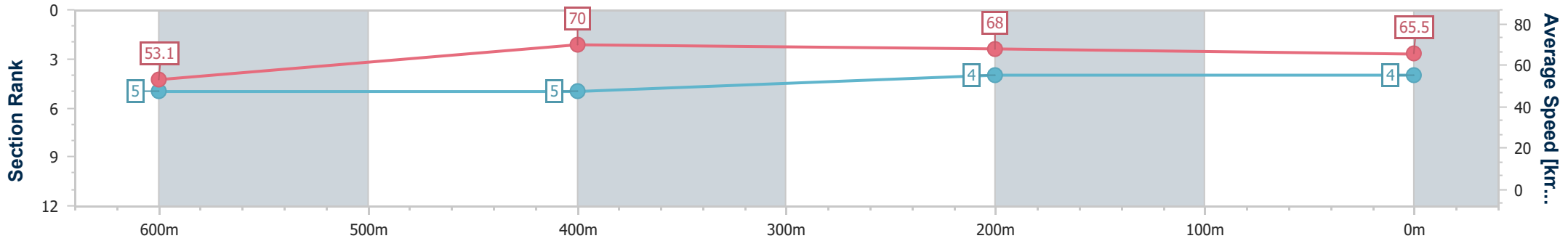
Ipswich QLD Professional
 Race 1: SEVEN FAMILY RACEDAY QTIS Three-Year-Old Maiden
 Plate - 800m



06 May 2024 - 12:46

Track Rating: Good 4, Weather: Showers, Rail Position: True

Section	Overall	600m	400m	200m
Section Times	0:45.55 [4] (0:13.55)	0:32.00 [5] (0:10.32)	0:21.68 [5] (0:10.61)	0:11.07 [4] (0:11.07)
Average Speed [km/h]	53.1	70.0	68.0	65.5
Top Speed [km/h]	70.9	71.1	68.6	68.1
Avg. Dist. to Rail [m]	8.9	2.2	1.6	4.8
Avg. Stride Freq. [Hz]	2.7	2.7	2.7	2.6
Avg. Stride Length [m]	5.5	7.0	6.9	7.0



- [] Ranking at each section and finish
- .-.- No data available at this section
- NA No data available



Horse/Jockey Name	Hot Flamingo
Final Rank	5
Fastest Section Time (Section)	0:10.28 (600m)
Top Speed [km/h] (Section)	70.1 (600m)
Race State	Finished



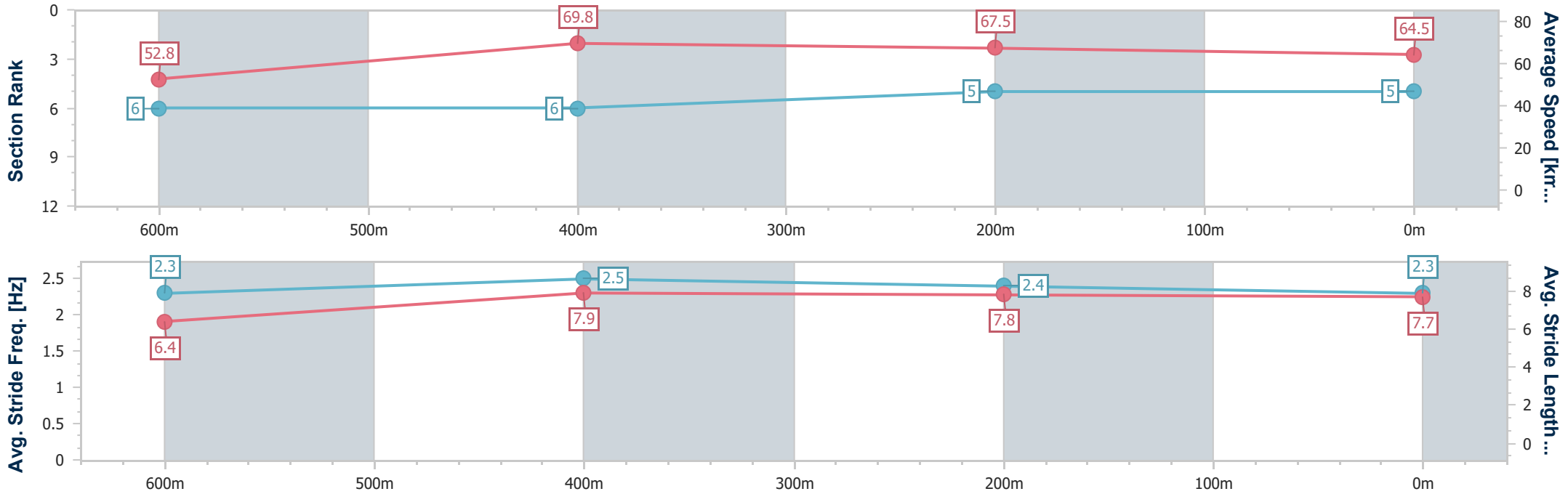
Ipswich QLD Professional
 Race 1: SEVEN FAMILY RACEDAY QTIS Three-Year-Old Maiden
 Plate - 800m



06 May 2024 - 12:46

Track Rating: Good 4, Weather: Showers, Rail Position: True

Section	Overall	600m	400m	200m
Section Times	0:45.74 [5] (0:13.61)	0:32.13 [6] (0:10.28)	0:21.85 [6] (0:10.64)	0:11.21 [5] (0:11.21)
Average Speed [km/h]	52.8	69.8	67.5	64.5
Top Speed [km/h]	69.7	70.1	69.6	66.7
Avg. Dist. to Rail [m]	6.9	1.7	0.7	0.7
Avg. Stride Freq. [Hz]	2.3	2.5	2.4	2.3
Avg. Stride Length [m]	6.4	7.9	7.8	7.7



- [] Ranking at each section and finish
- .-.- No data available at this section
- NA No data available



Horse/Jockey Name	Sunfyre
Final Rank	6
Fastest Section Time (Section)	0:10.32 (600m)
Top Speed [km/h] (Section)	71.7 (600m)
Race State	Finished



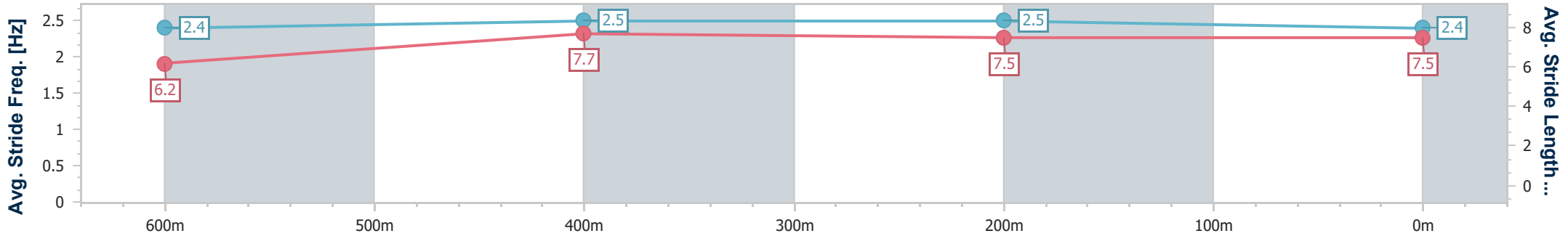
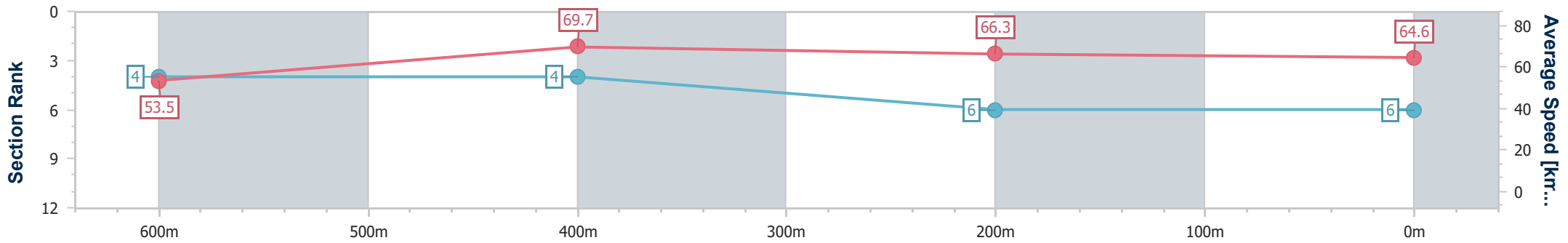
Ipswich QLD Professional
 Race 1: SEVEN FAMILY RACEDAY QTIS Three-Year-Old Maiden
 Plate - 800m



06 May 2024 - 12:46

Track Rating: Good 4, Weather: Showers, Rail Position: True

Section	Overall	600m	400m	200m
Section Times	0:45.81 [6] (0:13.48)	0:32.33 [4] (0:10.32)	0:22.01 [4] (0:10.84)	0:11.17 [6] (0:11.17)
Average Speed [km/h]	53.5	69.7	66.3	64.6
Top Speed [km/h]	70.4	71.7	67.6	66.5
Avg. Dist. to Rail [m]	6.0	1.3	0.8	2.3
Avg. Stride Freq. [Hz]	2.4	2.5	2.5	2.4
Avg. Stride Length [m]	6.2	7.7	7.5	7.5



- [] Ranking at each section and finish
- .-.- No data available at this section
- NA No data available

Track Rating: Good 4, Weather: Showers, Rail Position: True

Section		Field Times												
Overall	1400m	1200m	1000m	800m	600m	400m	Last 600m							
1:41.70 (0:18.69)	1:23.01 (0:12.06)	1:10.95 (0:11.91)	0:59.04 (0:12.25)	0:46.79 (0:12.26)	0:34.53 (0:11.75)	0:22.78 (0:11.20)	0:34.53							
Rank	TAB	Horse/Jockey	Barrier	Top Speed [km/h]	Fastest Section								Distance Travelled [m]	
1	11	AUTUMN MISS Damien Thornton	6	64.7 400m	0:11.19 400m	1:41.70 [1] (0:18.69)	1:23.01 [1] (0:12.06)	1:10.95 [1] (0:11.91)	0:59.04 [1] (0:12.25)	0:46.79 [1] (0:12.26)	0:34.53 [1] (0:11.76)	0:22.77 [2] (0:11.19)	0:34.53	
2	4	SALAMANCAS James Orman	1	64.6 400m	0:11.47 400m	1:42.08 [2] (0:19.05)	1:23.03 [4] (0:11.93)	1:11.10 [5] (0:11.90)	0:59.20 [4] (0:12.23)	0:46.97 [3] (0:12.17)	0:34.80 [2] (0:11.64)	0:23.16 [1] (0:11.47)	0:34.80	+1
3	6	LUISANA Brooke Ainsworth	10	64.4 200m	0:11.33 200m	1:42.30 [3] (0:19.63)	1:22.67 [9] (0:11.98)	1:10.69 [9] (0:11.94)	0:58.75 [9] (0:12.23)	0:46.52 [8] (0:12.01)	0:34.51 [8] (0:11.81)	0:22.70 [5] (0:11.37)	0:34.51	+1
4	1	FRANKEL MOON Michael Cahill	2	63.4 400m	0:11.40 400m	1:42.52 [4] (0:19.43)	1:23.09 [8] (0:11.93)	1:11.16 [7] (0:11.96)	0:59.20 [7] (0:12.22)	0:46.98 [6] (0:12.09)	0:34.89 [6] (0:11.79)	0:23.10 [4] (0:11.40)	0:34.89	+0
5	10	APFEL Michael Rodd	9	64.3 400m	0:11.43 200m	1:42.66 [5] (0:19.40)	1:23.26 [7] (0:12.08)	1:11.18 [8] (0:12.03)	0:59.15 [8] (0:12.46)	0:46.69 [9] (0:11.85)	0:34.84 [9] (0:11.93)	0:22.91 [8] (0:11.48)	0:34.84	+9
6	13	CRIMSON BEAUTY Robbie Dolan	13	63.0 Overall	0:11.65 400m	1:42.75 [6] (0:19.01)	1:23.74 [3] (0:11.82)	1:11.92 [2] (0:11.94)	0:59.98 [3] (0:12.44)	0:47.54 [4] (0:12.19)	0:35.35 [4] (0:11.77)	0:23.58 [3] (0:11.65)	0:35.35	+7
7	8	STORM DREAMER Justin Huxtable	3	64.4 400m	0:11.49 400m	1:42.77 [7] (0:19.17)	1:23.60 [5] (0:12.02)	1:11.58 [6] (0:12.10)	0:59.48 [6] (0:12.46)	0:47.02 [7] (0:11.94)	0:35.08 [7] (0:11.92)	0:23.16 [6] (0:11.49)	0:35.08	+8
8	15	ROSEFINCH Emily Lang	7	64.1 400m	0:11.73 400m	1:43.67 [8] (0:18.84)	1:24.83 [2] (0:12.09)	1:12.74 [4] (0:12.07)	1:00.67 [5] (0:12.45)	0:48.22 [5] (0:12.14)	0:36.08 [5] (0:12.10)	0:23.98 [7] (0:11.73)	0:36.08	+11
9	7	MISS RIBCHESTER Dale Smith	8	63.6 1400m	0:11.56 1400m	1:46.93 [9] (0:19.30)	1:27.63 [6] (0:11.56)	1:16.07 [3] (0:11.90)	1:04.17 [2] (0:12.25)	0:51.92 [2] (0:12.38)	0:39.54 [3] (0:12.48)	0:27.06 [9] (0:12.98)	0:39.54	+9

Scratched: Unusual Melody (#9), Hideyo (#14), United Front (#2), Merchant Flyer (#3), Irene's Best (#5), Bubbles 'N' Speak (#12)

Track Rating: Good 4, Weather: Showers, Rail Position: True

Section				200m				Last 600m	
Field Times				0:11.58				0:34.53	
				(0:11.58)					
Rank	TAB	Horse/Jockey	Barrier	Top Speed [km/h]	Fastest Section	Margin			Distance Travelled [m]
1	11	AUTUMN MISS Damien Thornton	6	64.7 400m	0:11.19 400m	0:11.58 [1] (0:11.58)	1:41.70		0:34.53
2	4	SALAMANCAS James Orman	1	64.6 400m	0:11.47 400m	0:11.69 [2] (0:11.69)	2.23L		0:34.80 +1
3	6	LUISANA Brooke Ainsworth	10	64.4 200m	0:11.33 200m	0:11.33 [5] (0:11.33)	3.52L		0:34.51 +1
4	1	FRANKEL MOON Michael Cahill	2	63.4 400m	0:11.40 400m	0:11.70 [4] (0:11.70)	4.83L		0:34.89 +0
5	10	APFEL Michael Rodd	9	64.3 400m	0:11.43 200m	0:11.43 [7] (0:11.43)	5.65L		0:34.84 +9
6	13	CRIMSON BEAUTY Robbie Dolan	13	63.0 Overall	0:11.65 400m	0:11.93 [3] (0:11.93)	6.18L		0:35.35 +7
7	8	STORM DREAMER Justin Huxtable	3	64.4 400m	0:11.49 400m	0:11.67 [6] (0:11.67)	6.32L		0:35.08 +8
8	15	ROSEFINCH Emily Lang	7	64.1 400m	0:11.73 400m	0:12.25 [8] (0:12.25)	11.6L		0:36.08 +11
9	7	MISS RIBCHESTER Dale Smith	8	63.6 1400m	0:11.56 1400m	0:14.08 [9] (0:14.08)	30.79L		0:39.54 +9

Scratched: Unusual Melody (#9), Hideyo (#14), United Front (#2), Merchant Flyer (#3), Irene's Best (#5), Bubbles 'N' Speak (#12)



Horse/Jockey Name	Autumn Miss
Final Rank	1
Fastest Section Time (Section)	0:11.19 (400m)
Top Speed [km/h] (Section)	64.7 (400m)
Race State	Finished



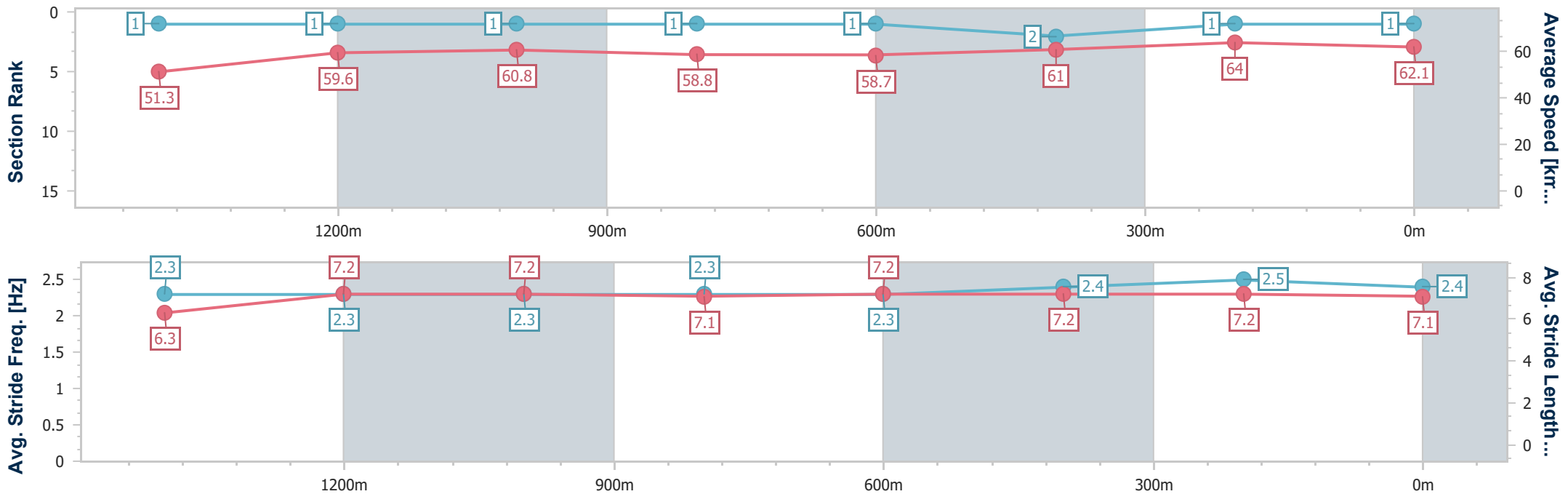
Ipswich QLD Professional
Race 2: SCHWEPPE'S Maiden Plate - 1666m



06 May 2024 - 13:25

Track Rating: Good 4, Weather: Showers, Rail Position: True

Section	Overall	1400m	1200m	1000m	800m	600m	400m	200m
Section Times	1:41.70 [1] (0:18.69)	1:23.01 [1] (0:12.06)	1:10.95 [1] (0:11.91)	0:59.04 [1] (0:12.25)	0:46.79 [1] (0:12.26)	0:34.53 [1] (0:11.76)	0:22.77 [2] (0:11.19)	0:11.58 [1] (0:11.58)
Average Speed [km/h]	51.3	59.6	60.8	58.8	58.7	61.0	64.0	62.1
Top Speed [km/h]	60.0	60.7	61.3	59.6	59.2	63.4	64.7	64.2
Avg. Dist. to Rail [m]	4.9	0.2	0.5	0.5	0.2	0.5	1.0	2.6
Avg. Stride Freq. [Hz]	2.3	2.3	2.3	2.3	2.3	2.4	2.5	2.4
Avg. Stride Length [m]	6.3	7.2	7.2	7.1	7.2	7.2	7.2	7.1



- [] Ranking at each section and finish
- .-.- No data available at this section
- NA No data available



Horse/Jockey Name	Salamancas
Final Rank	2
Fastest Section Time (Section)	0:11.47 (400m)
Top Speed [km/h] (Section)	64.6 (400m)
Race State	Finished



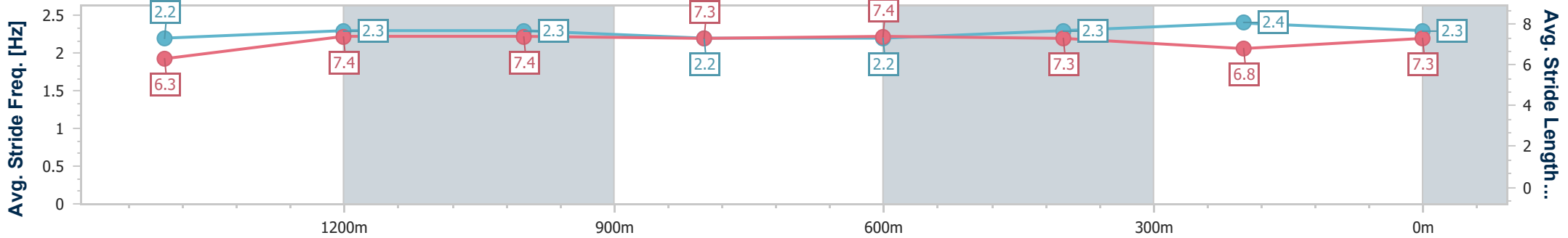
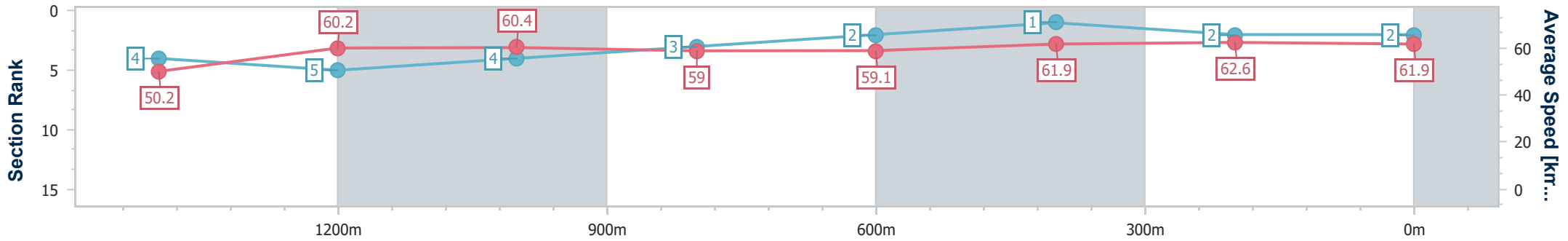
Ipswich QLD Professional
Race 2: SCHWEPPE'S Maiden Plate - 1666m



06 May 2024 - 13:25

Track Rating: Good 4, Weather: Showers, Rail Position: True

Section	Overall	1400m	1200m	1000m	800m	600m	400m	200m
Section Times	1:42.08 [2] (0:19.05)	1:23.03 [4] (0:11.93)	1:11.10 [5] (0:11.90)	0:59.20 [4] (0:12.23)	0:46.97 [3] (0:12.17)	0:34.80 [2] (0:11.64)	0:23.16 [1] (0:11.47)	0:11.69 [2] (0:11.69)
Average Speed [km/h]	50.2	60.2	60.4	59.0	59.1	61.9	62.6	61.9
Top Speed [km/h]	60.6	60.9	61.0	60.1	59.6	64.4	64.6	63.4
Avg. Dist. to Rail [m]	2.5	0.5	0.2	0.1	0.6	0.3	0.5	0.6
Avg. Stride Freq. [Hz]	2.2	2.3	2.3	2.2	2.2	2.3	2.4	2.3
Avg. Stride Length [m]	6.3	7.4	7.4	7.3	7.4	7.3	6.8	7.3



- [] Ranking at each section and finish
- .-.- No data available at this section
- NA No data available



Horse/Jockey Name	Luisana
Final Rank	3
Fastest Section Time (Section)	0:11.33 (200m)
Top Speed [km/h] (Section)	64.4 (200m)
Race State	Finished



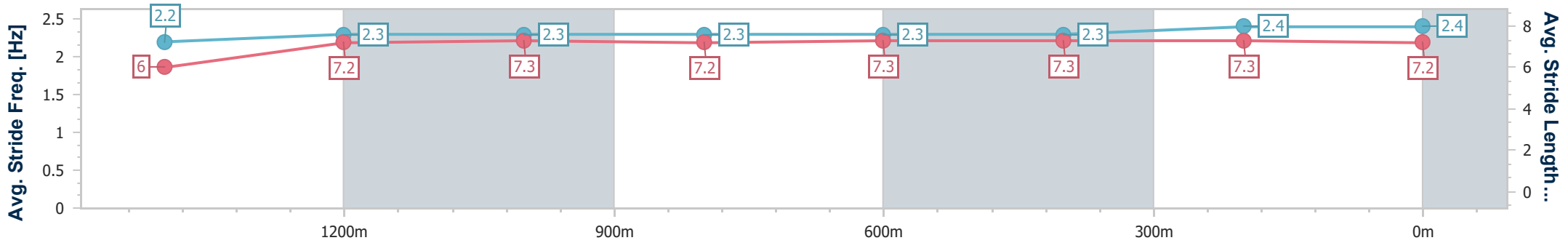
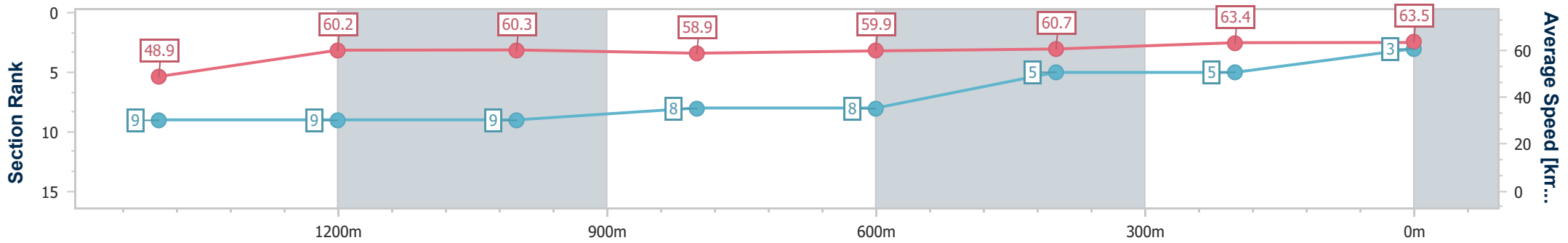
Ipswich QLD Professional
Race 2: SCHWEPPE'S Maiden Plate - 1666m



06 May 2024 - 13:25

Track Rating: Good 4, Weather: Showers, Rail Position: True

Section	Overall	1400m	1200m	1000m	800m	600m	400m	200m
Section Times	1:42.30 [3] (0:19.63)	1:22.67 [9] (0:11.98)	1:10.69 [9] (0:11.94)	0:58.75 [9] (0:12.23)	0:46.52 [8] (0:12.01)	0:34.51 [8] (0:11.81)	0:22.70 [5] (0:11.37)	0:11.33 [5] (0:11.33)
Average Speed [km/h]	48.9	60.2	60.3	58.9	59.9	60.7	63.4	63.5
Top Speed [km/h]	61.8	61.7	61.0	59.7	60.7	63.1	64.3	64.4
Avg. Dist. to Rail [m]	6.7	0.2	0.2	0.1	0.2	0.5	0.4	0.5
Avg. Stride Freq. [Hz]	2.2	2.3	2.3	2.3	2.3	2.3	2.4	2.4
Avg. Stride Length [m]	6.0	7.2	7.3	7.2	7.3	7.3	7.3	7.2



- [] Ranking at each section and finish
- .-.- No data available at this section
- NA No data available



Horse/Jockey Name	Frankel Moon
Final Rank	4
Fastest Section Time (Section)	0:11.40 (400m)
Top Speed [km/h] (Section)	63.4 (400m)
Race State	Finished



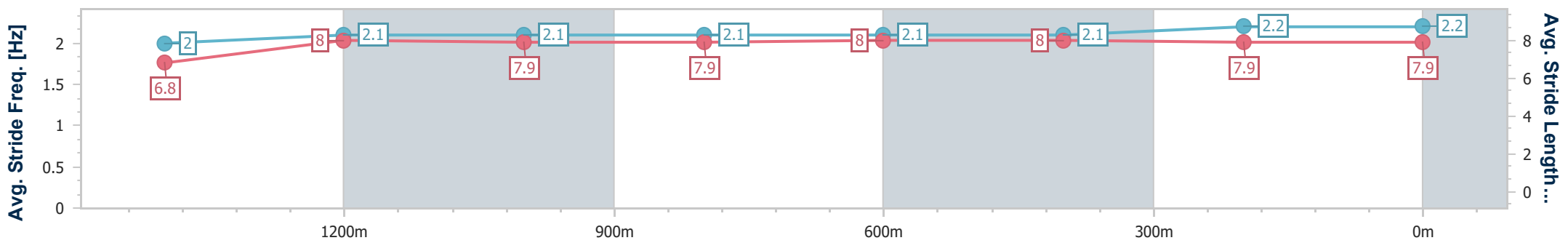
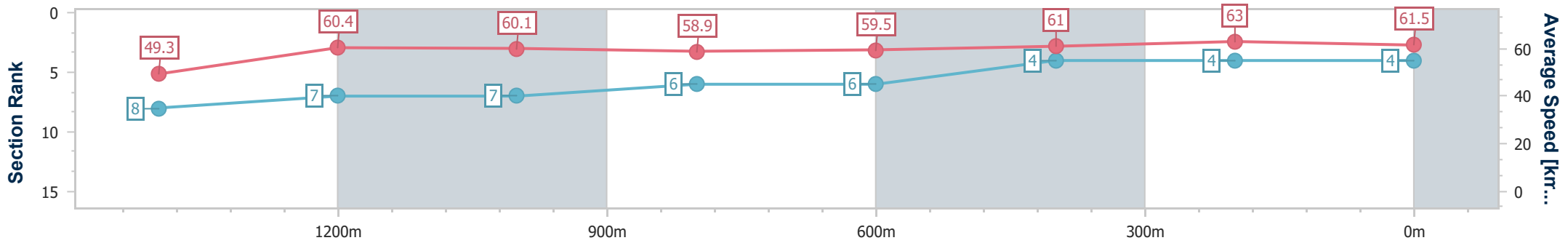
Ipswich QLD Professional
Race 2: SCHWEPPE'S Maiden Plate - 1666m



06 May 2024 - 13:25

Track Rating: Good 4, Weather: Showers, Rail Position: True

Section	Overall	1400m	1200m	1000m	800m	600m	400m	200m					
Section Times	1:42.52 [4] (0:19.43)	1:23.09 [8] (0:11.93)	1:11.16 [7] (0:11.96)	0:59.20 [7] (0:12.22)	0:46.98 [6] (0:12.09)	0:34.89 [6] (0:11.79)	0:23.10 [4] (0:11.40)	0:11.70 [4] (0:11.70)					
Average Speed [km/h]	49.3	60.4	60.1	58.9	59.5	61.0	63.0	61.5					
Top Speed [km/h]	60.0	60.9	61.0	59.7	60.0	62.7	63.4	62.9					
Avg. Dist. to Rail [m]	3.3	0.2	0.1	0.2	0.3	0.5	0.6	1.3					
Avg. Stride Freq. [Hz]	2.0	2.1	2.1	2.1	2.1	2.1	2.2	2.2					
Avg. Stride Length [m]	6.8	8.0	7.9	7.9	8.0	8.0	7.9	7.9					



- [] Ranking at each section and finish
- .-.- No data available at this section
- NA No data available



Horse/Jockey Name	Apfel
Final Rank	5
Fastest Section Time (Section)	0:11.43 (200m)
Top Speed [km/h] (Section)	64.3 (400m)
Race State	Finished



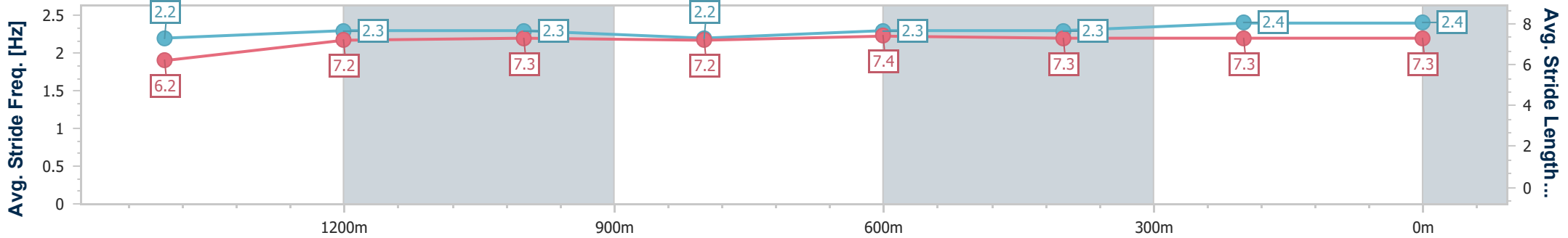
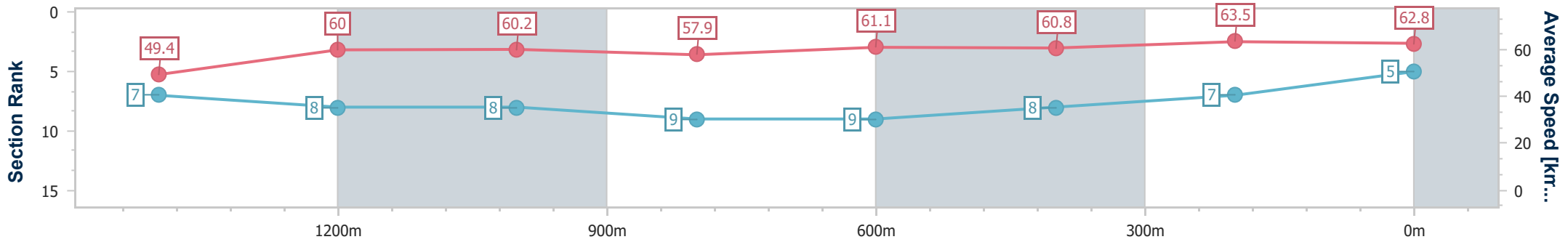
Ipswich QLD Professional
Race 2: SCHWEPPE'S Maiden Plate - 1666m



06 May 2024 - 13:25

Track Rating: Good 4, Weather: Showers, Rail Position: True

Section	Overall	1400m	1200m	1000m	800m	600m	400m	200m
Section Times	1:42.66 [5] (0:19.40)	1:23.26 [7] (0:12.08)	1:11.18 [8] (0:12.03)	0:59.15 [8] (0:12.46)	0:46.69 [9] (0:11.85)	0:34.84 [9] (0:11.93)	0:22.91 [8] (0:11.48)	0:11.43 [7] (0:11.43)
Average Speed [km/h]	49.4	60.0	60.2	57.9	61.1	60.8	63.5	62.8
Top Speed [km/h]	61.6	61.2	60.6	59.4	62.5	63.4	64.3	64.2
Avg. Dist. to Rail [m]	6.2	1.2	1.2	1.3	1.1	2.3	3.2	5.4
Avg. Stride Freq. [Hz]	2.2	2.3	2.3	2.2	2.3	2.3	2.4	2.4
Avg. Stride Length [m]	6.2	7.2	7.3	7.2	7.4	7.3	7.3	7.3



- [] Ranking at each section and finish
- .-.- No data available at this section
- NA No data available



Horse/Jockey Name	Crimson Beauty
Final Rank	6
Fastest Section Time (Section)	0:11.65 (400m)
Top Speed [km/h] (Section)	63.0 (Overall)
Race State	Finished



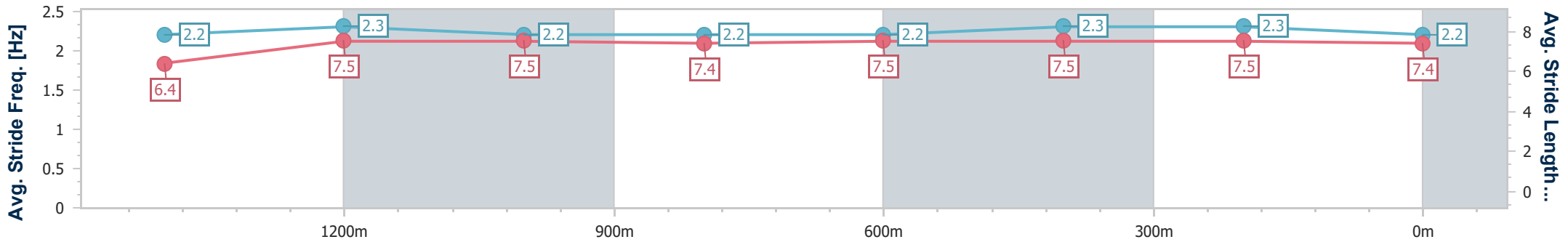
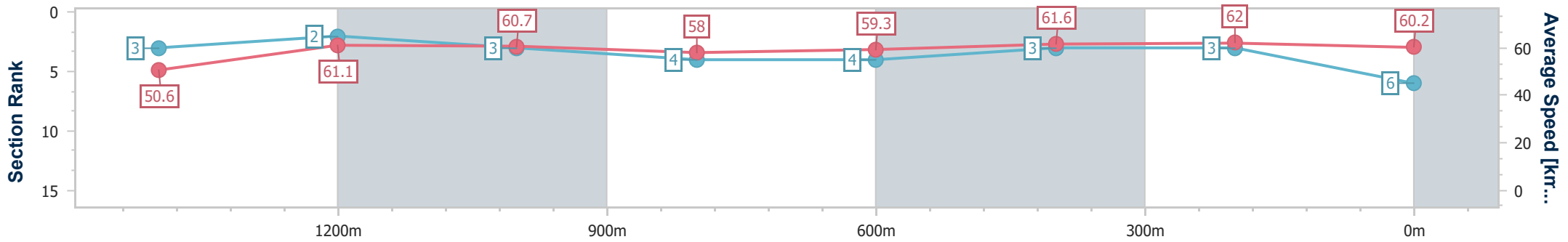
Ipswich QLD Professional
Race 2: SCHWEPPE'S Maiden Plate - 1666m



06 May 2024 - 13:25

Track Rating: Good 4, Weather: Showers, Rail Position: True

Section	Overall	1400m	1200m	1000m	800m	600m	400m	200m
Section Times	1:42.75 [6] (0:19.01)	1:23.74 [3] (0:11.82)	1:11.92 [2] (0:11.94)	0:59.98 [3] (0:12.44)	0:47.54 [4] (0:12.19)	0:35.35 [4] (0:11.77)	0:23.58 [3] (0:11.65)	0:11.93 [3] (0:11.93)
Average Speed [km/h]	50.6	61.1	60.7	58.0	59.3	61.6	62.0	60.2
Top Speed [km/h]	63.0	62.3	62.3	59.0	60.2	62.6	62.8	61.5
Avg. Dist. to Rail [m]	8.9	1.6	1.3	1.1	0.8	1.7	1.0	1.9
Avg. Stride Freq. [Hz]	2.2	2.3	2.2	2.2	2.2	2.3	2.3	2.2
Avg. Stride Length [m]	6.4	7.5	7.5	7.4	7.5	7.5	7.5	7.4



- [] Ranking at each section and finish
- .-.- No data available at this section
- NA No data available



Horse/Jockey Name	Storm Dreamer
Final Rank	7
Fastest Section Time (Section)	0:11.49 (400m)
Top Speed [km/h] (Section)	64.4 (400m)
Race State	Finished



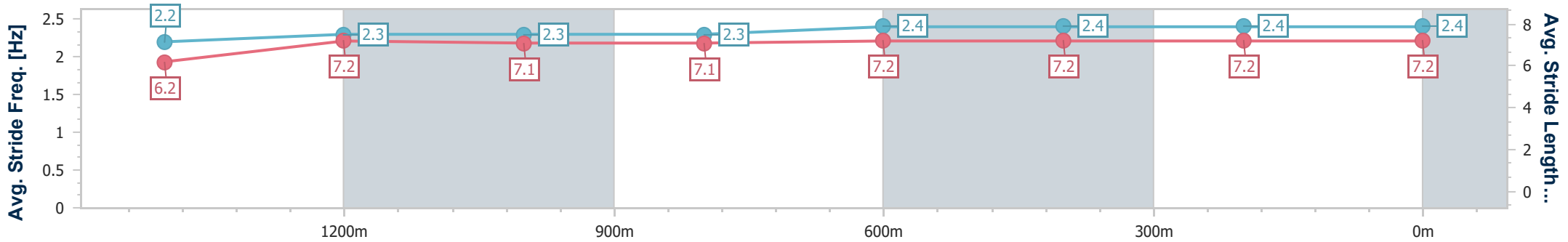
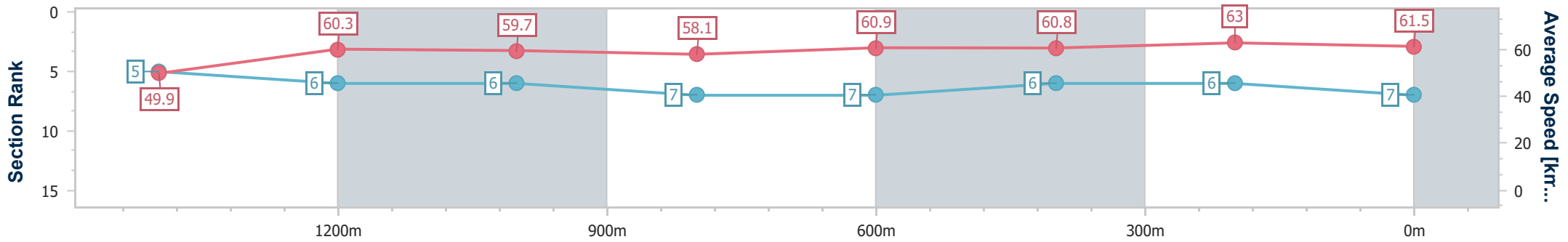
Ipswich QLD Professional
Race 2: SCHWEPPE'S Maiden Plate - 1666m



06 May 2024 - 13:25

Track Rating: Good 4, Weather: Showers, Rail Position: True

Section	Overall	1400m	1200m	1000m	800m	600m	400m	200m
Section Times	1:42.77 [7] (0:19.17)	1:23.60 [5] (0:12.02)	1:11.58 [6] (0:12.10)	0:59.48 [6] (0:12.46)	0:47.02 [7] (0:11.94)	0:35.08 [7] (0:11.92)	0:23.16 [6] (0:11.49)	0:11.67 [6] (0:11.67)
Average Speed [km/h]	49.9	60.3	59.7	58.1	60.9	60.8	63.0	61.5
Top Speed [km/h]	59.6	60.6	60.6	59.3	62.2	62.0	64.4	63.5
Avg. Dist. to Rail [m]	3.8	0.6	1.4	1.7	1.9	2.4	1.3	4.1
Avg. Stride Freq. [Hz]	2.2	2.3	2.3	2.3	2.4	2.4	2.4	2.4
Avg. Stride Length [m]	6.2	7.2	7.1	7.1	7.2	7.2	7.2	7.2



- [] Ranking at each section and finish
- .-.- No data available at this section
- NA No data available



Horse/Jockey Name	Rosefinch
Final Rank	8
Fastest Section Time (Section)	0:11.73 (400m)
Top Speed [km/h] (Section)	64.1 (400m)
Race State	Finished



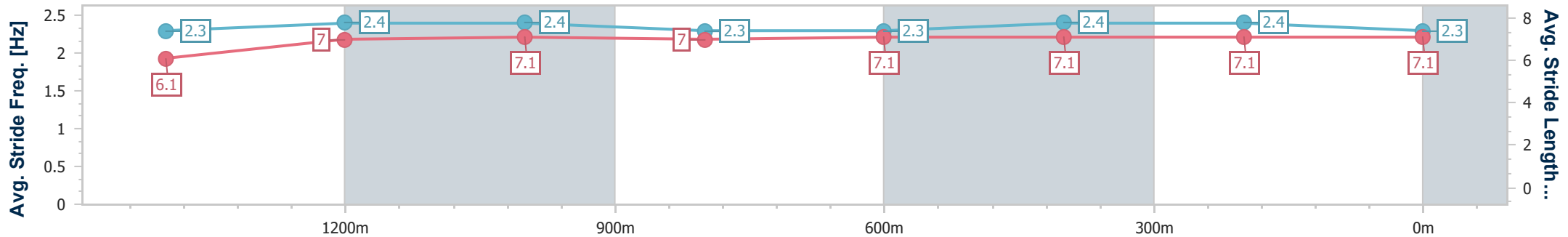
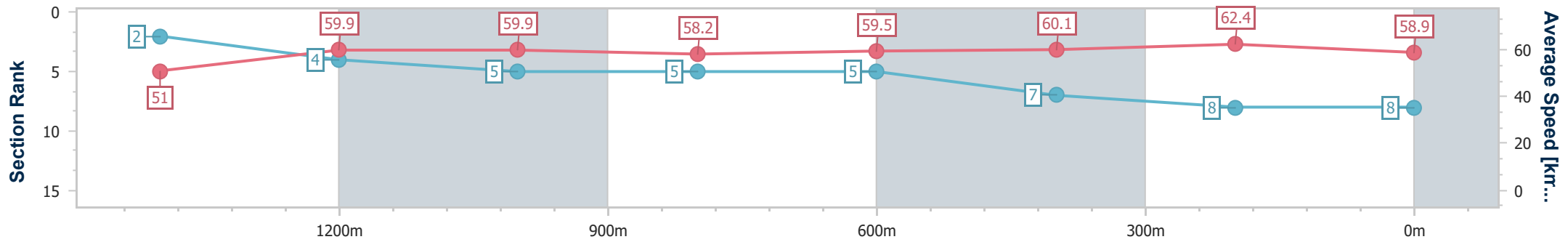
Ipswich QLD Professional
Race 2: SCHWEPPE'S Maiden Plate - 1666m



06 May 2024 - 13:25

Track Rating: Good 4, Weather: Showers, Rail Position: True

Section	Overall	1400m	1200m	1000m	800m	600m	400m	200m
Section Times	1:43.67 [8] (0:18.84)	1:24.83 [2] (0:12.09)	1:12.74 [4] (0:12.07)	1:00.67 [5] (0:12.45)	0:48.22 [5] (0:12.14)	0:36.08 [5] (0:12.10)	0:23.98 [7] (0:11.73)	0:12.25 [8] (0:12.25)
Average Speed [km/h]	51.0	59.9	59.9	58.2	59.5	60.1	62.4	58.9
Top Speed [km/h]	60.8	60.4	60.5	59.0	60.4	62.2	64.1	60.0
Avg. Dist. to Rail [m]	6.2	1.5	1.6	1.3	1.0	2.5	3.4	3.7
Avg. Stride Freq. [Hz]	2.3	2.4	2.4	2.3	2.3	2.4	2.4	2.3
Avg. Stride Length [m]	6.1	7.0	7.1	7.0	7.1	7.1	7.1	7.1



- [] Ranking at each section and finish
- .-.- No data available at this section
- NA No data available



Horse/Jockey Name	Miss Ribchester
Final Rank	9
Fastest Section Time (Section)	0:11.56 (1400m)
Top Speed [km/h] (Section)	63.6 (1400m)
Race State	Finished



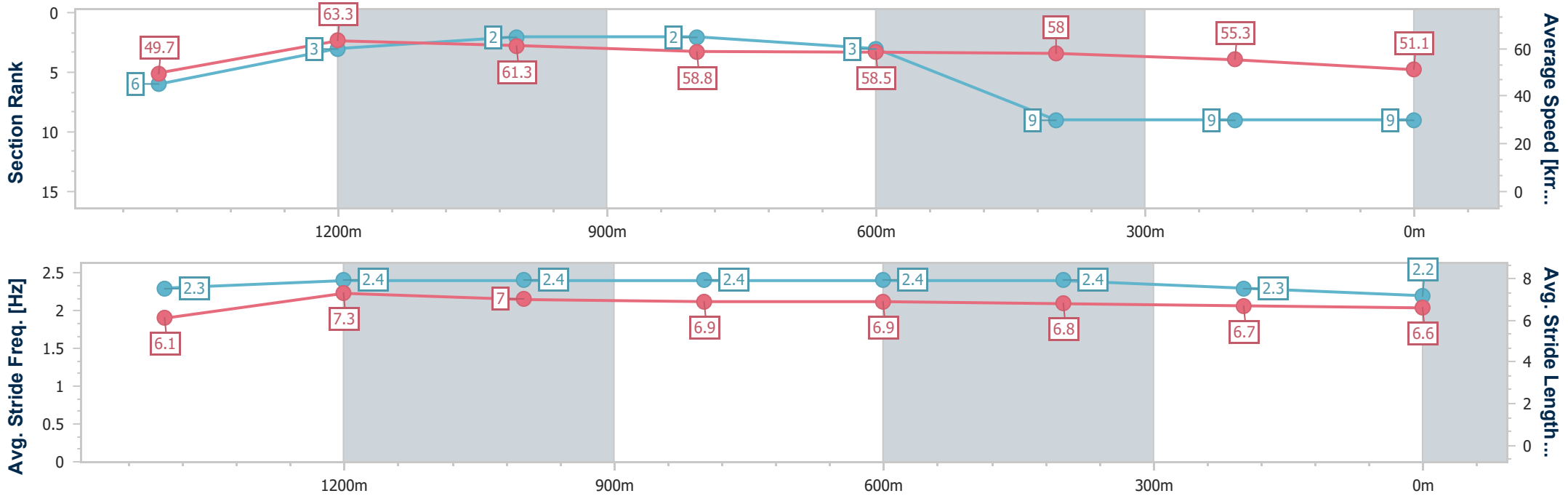
Ipswich QLD Professional
Race 2: SCHWEPPE'S Maiden Plate - 1666m



06 May 2024 - 13:25

Track Rating: Good 4, Weather: Showers, Rail Position: True

Section	Overall	1400m	1200m	1000m	800m	600m	400m	200m
Section Times	1:46.93 [9] (0:19.30)	1:27.63 [6] (0:11.56)	1:16.07 [3] (0:11.90)	1:04.17 [2] (0:12.25)	0:51.92 [2] (0:12.38)	0:39.54 [3] (0:12.48)	0:27.06 [9] (0:12.98)	0:14.08 [9] (0:14.08)
Average Speed [km/h]	49.7	63.3	61.3	58.8	58.5	58.0	55.3	51.1
Top Speed [km/h]	63.2	63.6	62.3	60.1	58.9	58.8	57.9	53.2
Avg. Dist. to Rail [m]	8.1	2.9	3.0	1.9	0.9	1.0	0.4	0.3
Avg. Stride Freq. [Hz]	2.3	2.4	2.4	2.4	2.4	2.4	2.3	2.2
Avg. Stride Length [m]	6.1	7.3	7.0	6.9	6.9	6.8	6.7	6.6



- [] Ranking at each section and finish
- .-.- No data available at this section
- NA No data available



Ipswich QLD Professional

Race 3: RIVER 94.9FM QTIS Two-Year-Old Handicap - 1350m

06 May 2024 - 14:05



Track Rating: Good, Weather: Fine, Rail Position: True

Section		Overall	1200m	1000m	800m	600m	400m	Last 600m				
Field Times		1:21.90 (0:11.35)	1:10.55 (0:11.09)	0:59.46 (0:11.63)	0:47.83 (0:12.25)	0:35.58 (0:12.34)	0:23.24 (0:11.83)	0:35.58				
Rank	TAB Horse/Jockey	Barrier	Top Speed [km/h]	Fastest Section					Distance Travelled [m]			
1	6 WALSH BAY Justin Huxtable	3	65.3 200m	0:11.21 200m	1:21.90 [1] (0:11.35)	1:10.55 [1] (0:11.51)	0:59.04 [4] (0:11.76)	0:47.28 [4] (0:12.12)	0:35.16 [3] (0:12.24)	0:22.92 [4] (0:11.71)	0:35.16	
2	1 AGE OF AQUARIUS Jake Bayliss	9	65.7 1200m	0:11.23 1200m	1:22.19 [2] (0:11.36)	1:10.83 [2] (0:11.23)	0:59.60 [2] (0:11.70)	0:47.90 [2] (0:12.21)	0:35.69 [2] (0:12.23)	0:23.46 [2] (0:11.76)	0:35.69	+2
3	5 STAPLETON Jag Guthmann-Chester	1	64.4 1200m	0:11.48 1200m	1:22.35 [3] (0:11.57)	1:10.78 [6] (0:11.48)	0:59.30 [7] (0:11.79)	0:47.51 [7] (0:12.07)	0:35.44 [7] (0:12.26)	0:23.18 [8] (0:11.59)	0:35.44	-2
4	12 VALLEY OF OWLS Dale Smith	6	64.0 1000m	0:11.48 200m	1:22.57 [4] (0:11.84)	1:10.73 [9] (0:11.59)	0:59.14 [9] (0:11.74)	0:47.40 [9] (0:12.00)	0:35.40 [9] (0:12.10)	0:23.30 [9] (0:11.82)	0:35.40	+1
5	7 ALECIA Damien Thornton	4	64.1 1200m	0:11.52 1200m	1:22.59 [5] (0:11.70)	1:10.89 [8] (0:11.52)	0:59.37 [8] (0:11.77)	0:47.60 [8] (0:12.13)	0:35.47 [8] (0:11.95)	0:23.52 [5] (0:11.85)	0:35.47	+5
6	2 I'M ZAC Kirk Matheson	11	66.5 1200m	0:11.13 1200m	1:22.82 [6] (0:11.48)	1:11.34 [4] (0:11.13)	1:00.21 [3] (0:11.94)	0:48.27 [3] (0:12.21)	0:36.06 [4] (0:12.33)	0:23.73 [6] (0:12.10)	0:36.06	+4
7	9 NEO RAIDER Madeleine Wishart	12	66.2 1200m	0:11.01 1200m	1:22.92 [7] (0:11.43)	1:11.49 [3] (0:11.01)	1:00.48 [1] (0:11.63)	0:48.85 [1] (0:12.25)	0:36.60 [1] (0:12.34)	0:24.26 [1] (0:12.01)	0:36.60	+0
8	3 MISHANI ECLIPSE Robbie Dolan	2	64.3 1200m	0:11.44 1200m	1:23.01 [8] (0:11.48)	1:11.53 [5] (0:11.44)	1:00.09 [5] (0:11.82)	0:48.27 [6] (0:12.13)	0:36.14 [6] (0:12.23)	0:23.91 [7] (0:11.90)	0:36.14	+1
9	11 ROSE OF LIBERTY Jim Byrne	10	64.2 1000m	0:11.67 1200m	1:23.15 [9] (0:12.01)	1:11.14 [11] (0:11.67)	0:59.47 [11] (0:11.71)	0:47.76 [11] (0:11.95)	0:35.81 [10] (0:12.17)	0:23.64 [10] (0:11.72)	0:35.81	+1
10	8 HERE'S TO POWER Matthew Palmer	7	66.5 1200m	0:11.28 1200m	1:23.27 [10] (0:11.66)	1:11.61 [7] (0:11.28)	1:00.33 [6] (0:11.79)	0:48.54 [5] (0:12.08)	0:36.46 [5] (0:12.14)	0:24.32 [3] (0:12.02)	0:36.46	+5

Scratched: Bitten By A Prince (#10)



Ipswich QLD Professional

Race 3: RIVER 94.9FM QTIS Two-Year-Old Handicap - 1350m

06 May 2024 - 14:05



Track Rating: Good, Weather: Fine, Rail Position: True

Section	Overall	1200m	1000m	800m	600m	400m	Last 600m
Field Times	1:21.90 (0:11.35)	1:10.55 (0:11.09)	0:59.46 (0:11.63)	0:47.83 (0:12.25)	0:35.58 (0:12.34)	0:23.24 (0:11.83)	0:35.58

Rank	TAB	Horse/Jockey	Barrier	Top Speed [km/h]	Fastest Section	Distance Travelled [m]
11	4	LIVIN'DADREAM Brendan Ward	8	63.7 1200m	0:11.51 1200m 1:23.78 [11] (0:11.98)	+6

Scratched: Bitten By A Prince (#10)

Track Rating: Good, Weather: Fine, Rail Position: True

Section				200m				Last 600m	
Field Times				0:11.41 (0:11.41)				0:35.58	
Rank	TAB	Horse/Jockey	Barrier	Top Speed [km/h]	Fastest Section	Margin			Distance Travelled [m]
1	6	WALSH BAY Justin Huxtable	3	65.3 200m	0:11.21 200m	0:11.21 [3] (0:11.21)	1:21.90		0:35.16
2	1	AGE OF AQUARIUS Jake Bayliss	9	65.7 1200m	0:11.23 1200m	0:11.70 [1] (0:11.70)	1.7L		0:35.69 +2
3	5	STAPLETON Jag Guthmann-Chester	1	64.4 1200m	0:11.48 1200m	0:11.59 [4] (0:11.59)	2.64L		0:35.44 -2
4	12	VALLEY OF OWLS Dale Smith	6	64.0 1000m	0:11.48 200m	0:11.48 [8] (0:11.48)	3.94L		0:35.40 +1
5	7	ALECIA Damien Thornton	4	64.1 1200m	0:11.52 1200m	0:11.67 [5] (0:11.67)	4.04L		0:35.47 +5
6	2	I'M ZAC Kirk Matheson	11	66.5 1200m	0:11.13 1200m	0:11.63 [9] (0:11.63)	5.41L		0:36.06 +4
7	9	NEO RAIDER Madeleine Wishart	12	66.2 1200m	0:11.01 1200m	0:12.25 [2] (0:12.25)	6L		0:36.60 +0
8	3	MISHANI ECLIPSE Robbie Dolan	2	64.3 1200m	0:11.44 1200m	0:12.01 [7] (0:12.01)	6.56L		0:36.14 +1
9	11	ROSE OF LIBERTY Jim Byrne	10	64.2 1000m	0:11.67 1200m	0:11.92 [10] (0:11.92)	7.33L		0:35.81 +1
10	8	HERE'S TO POWER Matthew Palmer	7	66.5 1200m	0:11.28 1200m	0:12.30 [6] (0:12.30)	8.06L		0:36.46 +5

Scratched: Bitten By A Prince (#10)



Ipswich QLD Professional

Race 3: RIVER 94.9FM QTIS Two-Year-Old Handicap - 1350m

06 May 2024 - 14:05



Track Rating: Good, Weather: Fine, Rail Position: True

Section				200m				Last 600m		
Field Times				0:11.41 (0:11.41)				0:35.58		
Rank	TAB	Horse/Jockey	Barrier	Top Speed [km/h]	Fastest Section	Margin			Distance Travelled [m]	
11	4	LIVIN'DADREAM	8	63.7	0:11.51	0:11.97 [11]	11.04L		0:36.35	+6
		Brendan Ward		1200m	1200m	(0:11.97)				

Scratched: Bitten By A Prince (#10)

[] Ranking at each section and finish
 -:-:- No data available at this section
 NA No data available

SCN Saddle cloth number
 DNF Did not finish
 DNT Did not track



Horse/Jockey Name	Walsh Bay
Final Rank	1
Fastest Section Time (Section)	0:11.21 (200m)
Top Speed [km/h] (Section)	65.3 (200m)
Race State	Finished



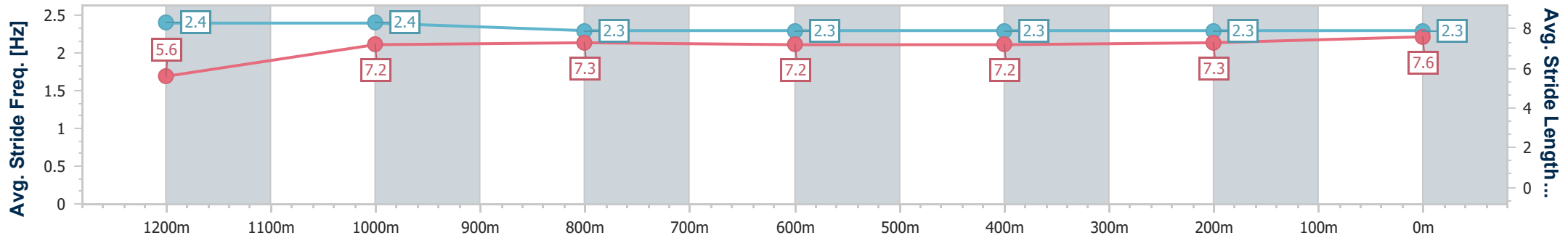
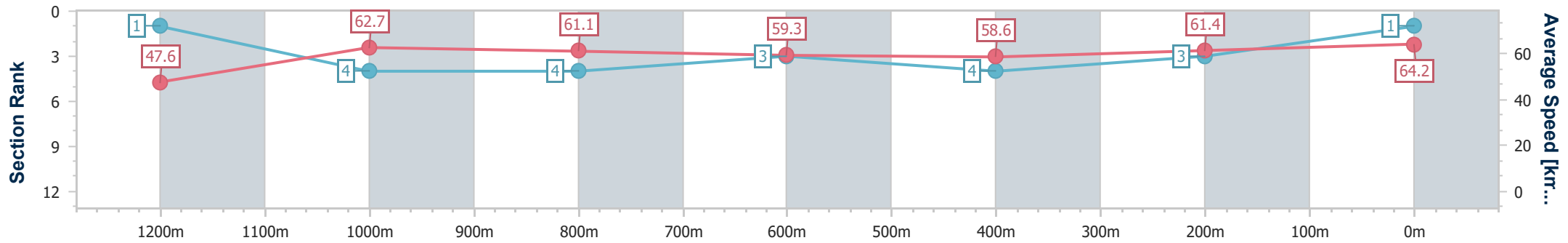
Ipswich QLD Professional
Race 3: RIVER 94.9FM QTIS Two-Year-Old Handicap - 1350m



06 May 2024 - 14:05

Track Rating: Good, Weather: Fine, Rail Position: True

Section	Overall	1200m	1000m	800m	600m	400m	200m
Section Times	1:21.90 [1] (0:11.35)	1:10.55 [1] (0:11.51)	0:59.04 [4] (0:11.76)	0:47.28 [4] (0:12.12)	0:35.16 [3] (0:12.24)	0:22.92 [4] (0:11.71)	0:11.21 [3] (0:11.21)
Average Speed [km/h]	47.6	62.7	61.1	59.3	58.6	61.4	64.2
Top Speed [km/h]	61.8	64.1	63.1	60.7	59.8	64.0	65.3
Avg. Dist. to Rail [m]	3.5	1.1	0.2	0.5	0.6	1.2	3.6
Avg. Stride Freq. [Hz]	2.4	2.4	2.3	2.3	2.3	2.3	2.3
Avg. Stride Length [m]	5.6	7.2	7.3	7.2	7.2	7.3	7.6



- [] Ranking at each section and finish
- .-.- No data available at this section
- NA No data available



Horse/Jockey Name	Age Of Aquarius
Final Rank	2
Fastest Section Time (Section)	0:11.23 (1200m)
Top Speed [km/h] (Section)	65.7 (1200m)
Race State	Finished



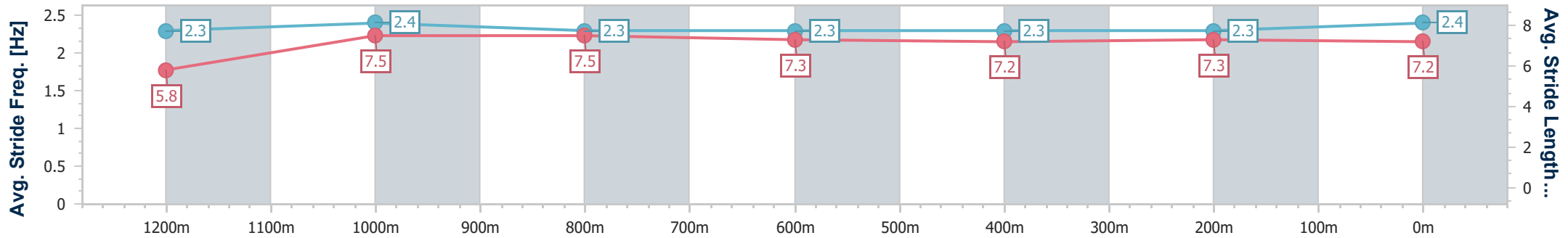
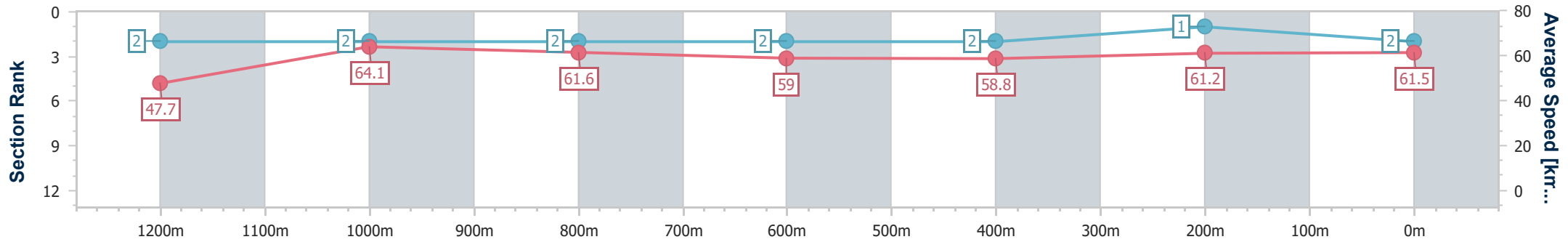
Ipswich QLD Professional
Race 3: RIVER 94.9FM QTIS Two-Year-Old Handicap - 1350m



06 May 2024 - 14:05

Track Rating: Good, Weather: Fine, Rail Position: True

Section	Overall	1200m	1000m	800m	600m	400m	200m
Section Times	1:22.19 [2] (0:11.36)	1:10.83 [2] (0:11.23)	0:59.60 [2] (0:11.70)	0:47.90 [2] (0:12.21)	0:35.69 [2] (0:12.23)	0:23.46 [2] (0:11.76)	0:11.70 [1] (0:11.70)
Average Speed [km/h]	47.7	64.1	61.6	59.0	58.8	61.2	61.5
Top Speed [km/h]	63.7	65.7	64.5	60.0	60.7	62.7	62.5
Avg. Dist. to Rail [m]	7.9	2.5	0.3	0.4	0.1	0.4	0.4
Avg. Stride Freq. [Hz]	2.3	2.4	2.3	2.3	2.3	2.3	2.4
Avg. Stride Length [m]	5.8	7.5	7.5	7.3	7.2	7.3	7.2



- [] Ranking at each section and finish
- .-.- No data available at this section
- NA No data available



Horse/Jockey Name	Stapleton
Final Rank	3
Fastest Section Time (Section)	0:11.48 (1200m)
Top Speed [km/h] (Section)	64.4 (1200m)
Race State	Finished

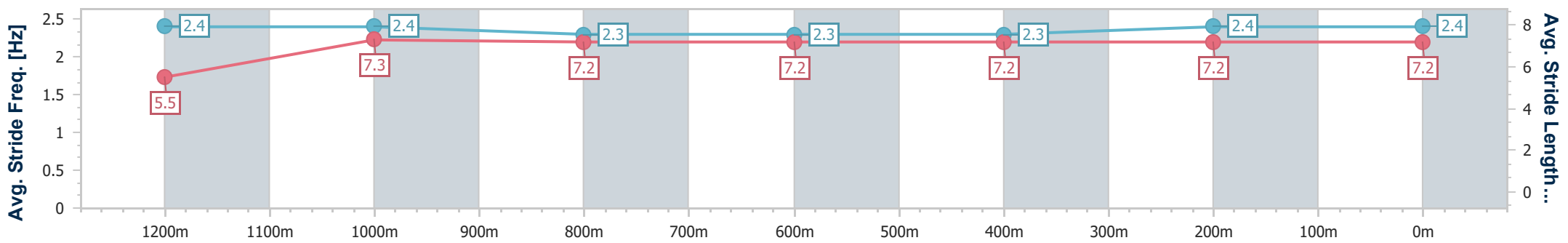
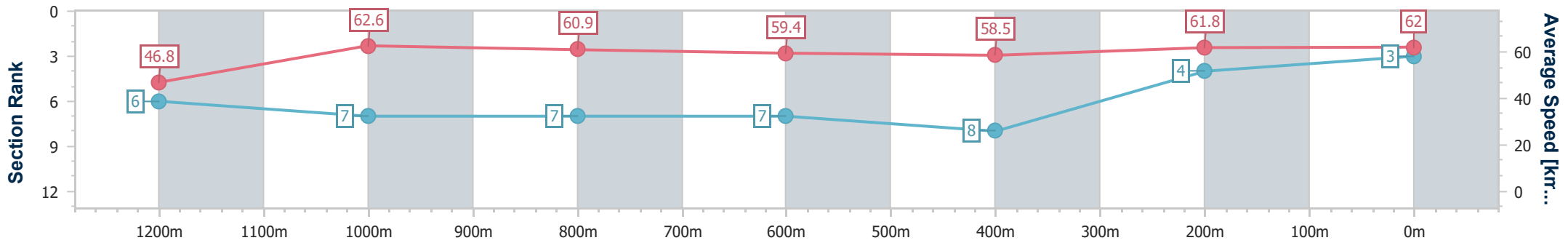


Ipswich QLD Professional
Race 3: RIVER 94.9FM QTIS Two-Year-Old Handicap - 1350m



06 May 2024 - 14:05
Track Rating: Good, Weather: Fine, Rail Position: True

Section	Overall	1200m	1000m	800m	600m	400m	200m
Section Times	1:22.35 [3] (0:11.57)	1:10.78 [6] (0:11.48)	0:59.30 [7] (0:11.79)	0:47.51 [7] (0:12.07)	0:35.44 [7] (0:12.26)	0:23.18 [8] (0:11.59)	0:11.59 [4] (0:11.59)
Average Speed [km/h]	46.8	62.6	60.9	59.4	58.5	61.8	62.0
Top Speed [km/h]	62.8	64.4	64.0	60.6	60.1	63.2	62.3
Avg. Dist. to Rail [m]	1.9	1.1	0.4	0.9	1.0	1.0	2.5
Avg. Stride Freq. [Hz]	2.4	2.4	2.3	2.3	2.3	2.4	2.4
Avg. Stride Length [m]	5.5	7.3	7.2	7.2	7.2	7.2	7.2



- [] Ranking at each section and finish
- .-.- No data available at this section
- NA No data available



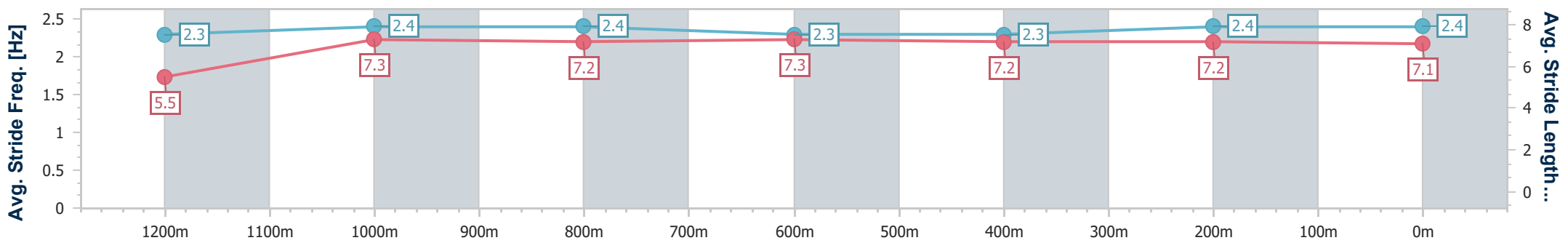
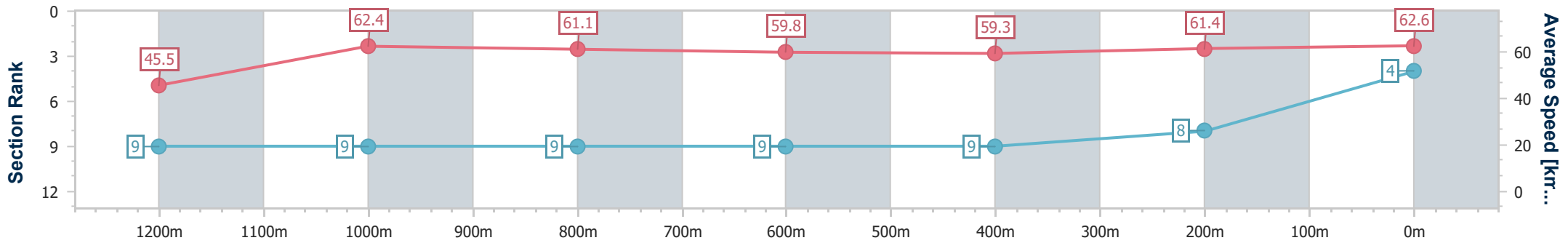
Horse/Jockey Name	Valley Of Owls
Final Rank	4
Fastest Section Time (Section)	0:11.48 (200m)
Top Speed [km/h] (Section)	64.0 (1000m)
Race State	Finished



Ipswich QLD Professional
 Race 3: RIVER 94.9FM QTIS Two-Year-Old Handicap - 1350m
 06 May 2024 - 14:05
 Track Rating: Good, Weather: Fine, Rail Position: True



Section	Overall	1200m	1000m	800m	600m	400m	200m
Section Times	1:22.57 [4] (0:11.84)	1:10.73 [9] (0:11.59)	0:59.14 [9] (0:11.74)	0:47.40 [9] (0:12.00)	0:35.40 [9] (0:12.10)	0:23.30 [9] (0:11.82)	0:11.48 [8] (0:11.48)
Average Speed [km/h]	45.5	62.4	61.1	59.8	59.3	61.4	62.6
Top Speed [km/h]	62.3	63.6	64.0	60.4	60.3	62.9	63.5
Avg. Dist. to Rail [m]	4.5	0.9	0.5	1.1	0.5	2.7	6.1
Avg. Stride Freq. [Hz]	2.3	2.4	2.4	2.3	2.3	2.4	2.4
Avg. Stride Length [m]	5.5	7.3	7.2	7.3	7.2	7.2	7.1



- [] Ranking at each section and finish
- .-.- No data available at this section
- NA No data available



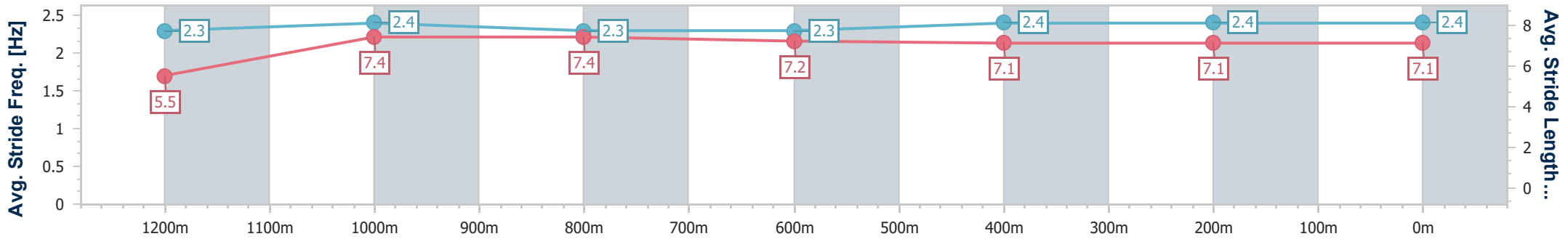
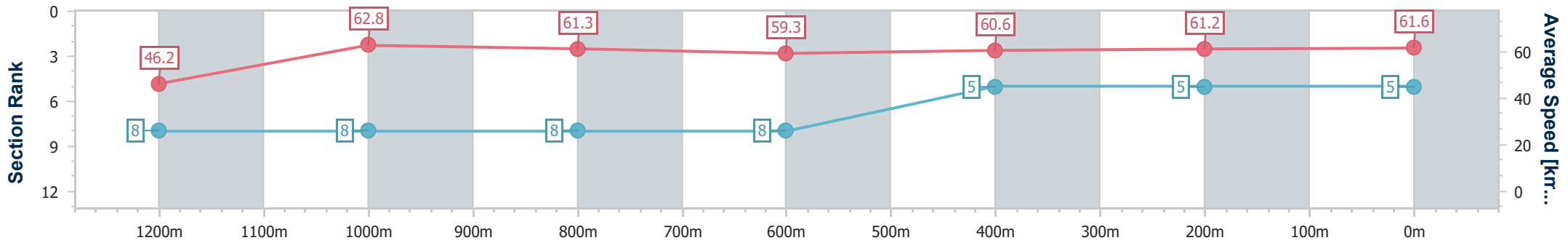
Horse/Jockey Name	Alecia
Final Rank	5
Fastest Section Time (Section)	0:11.52 (1200m)
Top Speed [km/h] (Section)	64.1 (1200m)
Race State	Finished



Ipswich QLD Professional
 Race 3: RIVER 94.9FM QTIS Two-Year-Old Handicap - 1350m
 06 May 2024 - 14:05
 Track Rating: Good, Weather: Fine, Rail Position: True



Section	Overall	1200m	1000m	800m	600m	400m	200m
Section Times	1:22.59 [5] (0:11.70)	1:10.89 [8] (0:11.52)	0:59.37 [8] (0:11.77)	0:47.60 [8] (0:12.13)	0:35.47 [8] (0:11.95)	0:23.52 [5] (0:11.85)	0:11.67 [5] (0:11.67)
Average Speed [km/h]	46.2	62.8	61.3	59.3	60.6	61.2	61.6
Top Speed [km/h]	60.9	64.1	64.1	60.1	62.0	62.8	62.8
Avg. Dist. to Rail [m]	4.6	2.2	1.0	0.2	1.3	2.2	3.5
Avg. Stride Freq. [Hz]	2.3	2.4	2.3	2.3	2.4	2.4	2.4
Avg. Stride Length [m]	5.5	7.4	7.4	7.2	7.1	7.1	7.1



- [] Ranking at each section and finish
- .-.- No data available at this section
- NA No data available



Horse/Jockey Name	I'm Zac
Final Rank	6
Fastest Section Time (Section)	0:11.13 (1200m)
Top Speed [km/h] (Section)	66.5 (1200m)
Race State	Finished

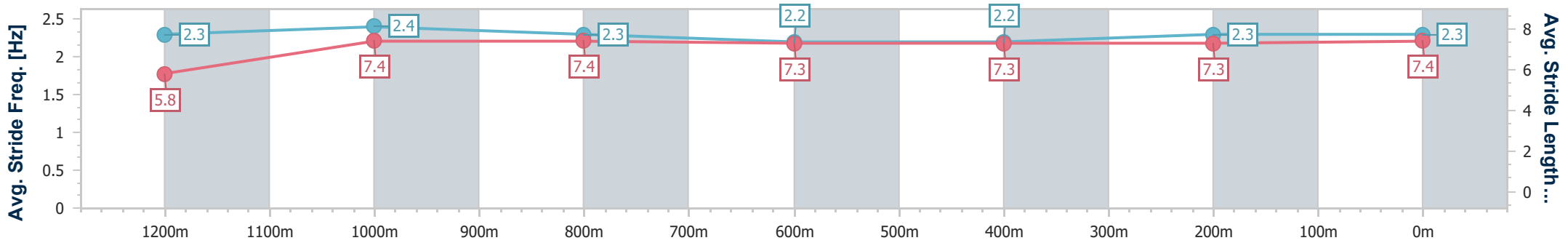
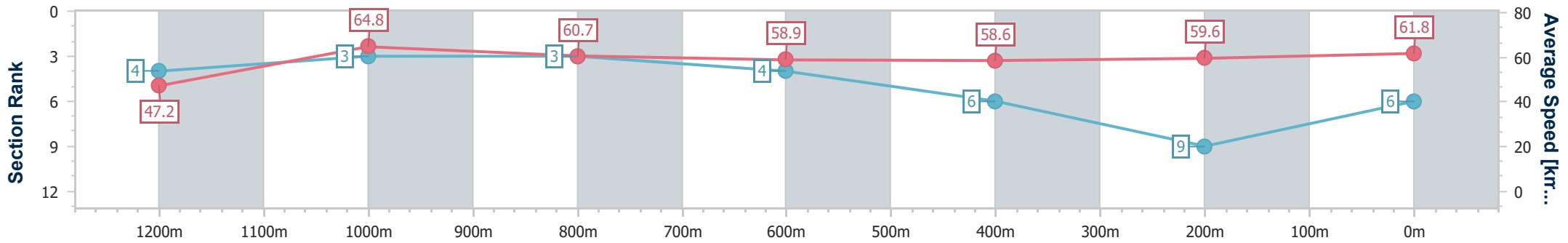


Ipswich QLD Professional
Race 3: RIVER 94.9FM QTIS Two-Year-Old Handicap - 1350m



06 May 2024 - 14:05
Track Rating: Good, Weather: Fine, Rail Position: True

Section	Overall	1200m	1000m	800m	600m	400m	200m
Section Times	1:22.82 [6] (0:11.48)	1:11.34 [4] (0:11.13)	1:00.21 [3] (0:11.94)	0:48.27 [3] (0:12.21)	0:36.06 [4] (0:12.33)	0:23.73 [6] (0:12.10)	0:11.63 [9] (0:11.63)
Average Speed [km/h]	47.2	64.8	60.7	58.9	58.6	59.6	61.8
Top Speed [km/h]	64.6	66.5	62.7	60.3	59.6	61.6	63.0
Avg. Dist. to Rail [m]	9.2	3.8	1.5	0.7	0.4	1.2	3.0
Avg. Stride Freq. [Hz]	2.3	2.4	2.3	2.2	2.2	2.3	2.3
Avg. Stride Length [m]	5.8	7.4	7.4	7.3	7.3	7.3	7.4



- [] Ranking at each section and finish
- .-.- No data available at this section
- NA No data available



Horse/Jockey Name	Neo Raider
Final Rank	7
Fastest Section Time (Section)	0:11.01 (1200m)
Top Speed [km/h] (Section)	66.2 (1200m)
Race State	Finished



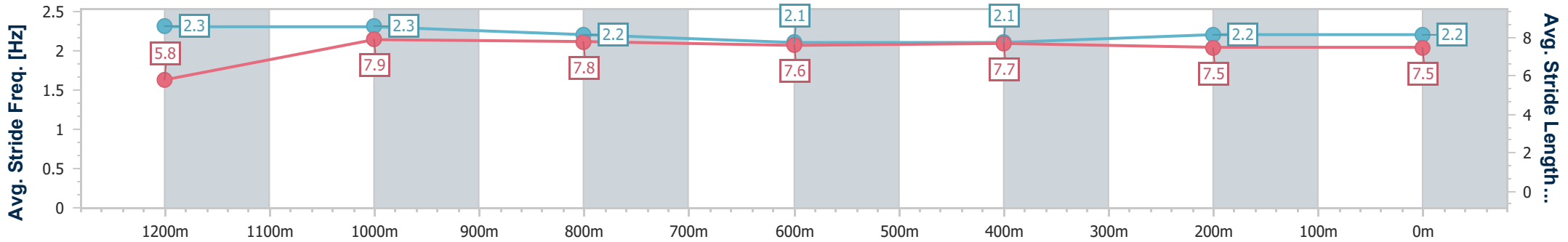
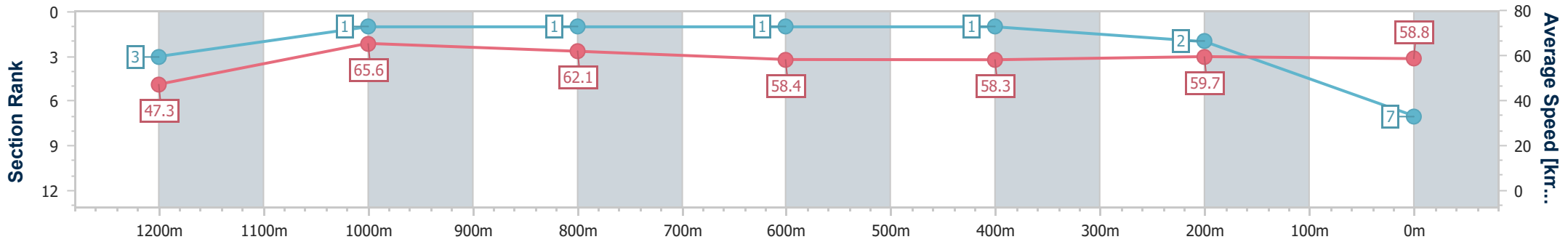
Ipswich QLD Professional
Race 3: RIVER 94.9FM QTIS Two-Year-Old Handicap - 1350m



06 May 2024 - 14:05

Track Rating: Good, Weather: Fine, Rail Position: True

Section	Overall	1200m	1000m	800m	600m	400m	200m
Section Times	1:22.92 [7] (0:11.43)	1:11.49 [3] (0:11.01)	1:00.48 [1] (0:11.63)	0:48.85 [1] (0:12.25)	0:36.60 [1] (0:12.34)	0:24.26 [1] (0:12.01)	0:12.25 [2] (0:12.25)
Average Speed [km/h]	47.3	65.6	62.1	58.4	58.3	59.7	58.8
Top Speed [km/h]	64.6	66.2	65.2	59.7	59.3	60.2	60.0
Avg. Dist. to Rail [m]	10.6	4.8	0.5	0.6	0.7	0.9	0.7
Avg. Stride Freq. [Hz]	2.3	2.3	2.2	2.1	2.1	2.2	2.2
Avg. Stride Length [m]	5.8	7.9	7.8	7.6	7.7	7.5	7.5



- [] Ranking at each section and finish
- .-.- No data available at this section
- NA No data available



Horse/Jockey Name	Mishani Eclipse
Final Rank	8
Fastest Section Time (Section)	0:11.44 (1200m)
Top Speed [km/h] (Section)	64.3 (1200m)
Race State	Finished

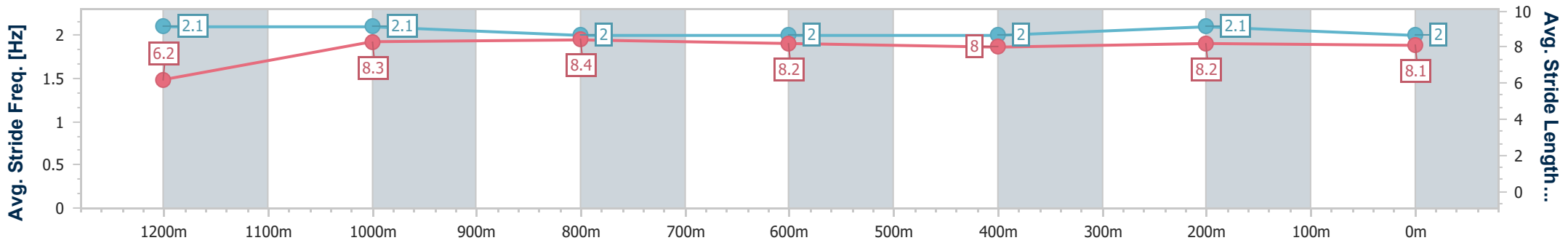
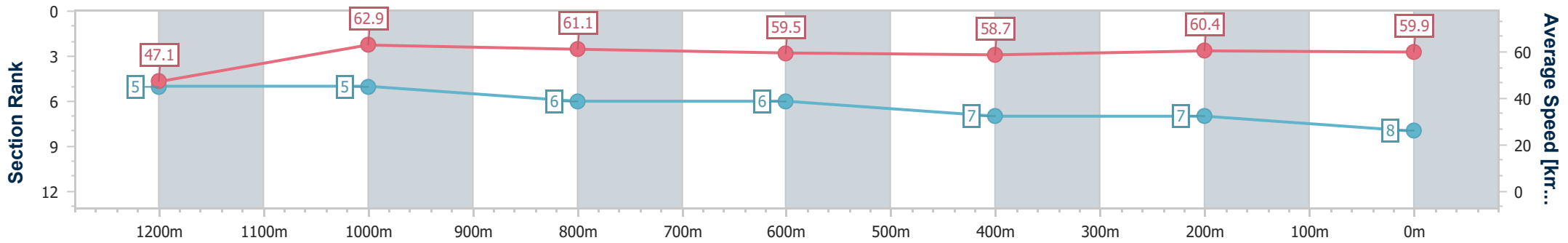


Ipswich QLD Professional
Race 3: RIVER 94.9FM QTIS Two-Year-Old Handicap - 1350m



06 May 2024 - 14:05
Track Rating: Good, Weather: Fine, Rail Position: True

Section	Overall	1200m	1000m	800m	600m	400m	200m
Section Times	1:23.01 [8] (0:11.48)	1:11.53 [5] (0:11.44)	1:00.09 [5] (0:11.82)	0:48.27 [6] (0:12.13)	0:36.14 [6] (0:12.23)	0:23.91 [7] (0:11.90)	0:12.01 [7] (0:12.01)
Average Speed [km/h]	47.1	62.9	61.1	59.5	58.7	60.4	59.9
Top Speed [km/h]	62.5	64.3	63.7	60.4	60.3	61.8	61.9
Avg. Dist. to Rail [m]	2.5	1.9	0.6	0.2	0.4	0.7	1.0
Avg. Stride Freq. [Hz]	2.1	2.1	2.0	2.0	2.0	2.1	2.0
Avg. Stride Length [m]	6.2	8.3	8.4	8.2	8.0	8.2	8.1



- [] Ranking at each section and finish
- .-.- No data available at this section
- NA No data available



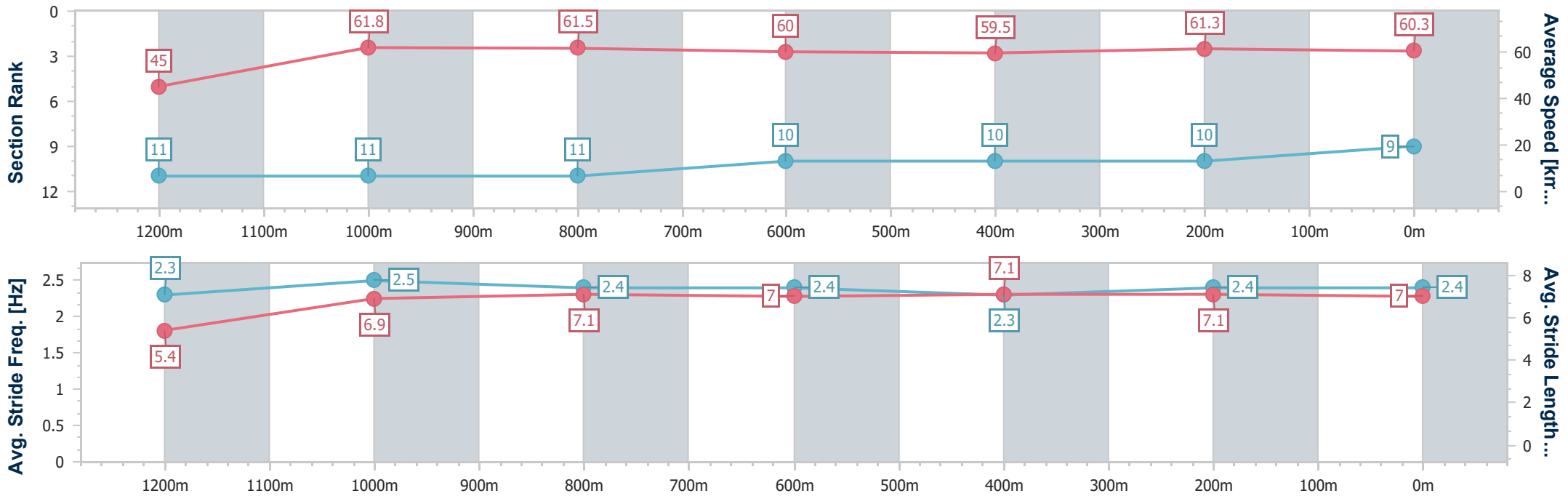
Horse/Jockey Name	Rose Of Liberty
Final Rank	9
Fastest Section Time (Section)	0:11.67 (1200m)
Top Speed [km/h] (Section)	64.2 (1000m)
Race State	Finished



Ipswich QLD Professional
 Race 3: RIVER 94.9FM QTIS Two-Year-Old Handicap - 1350m
 06 May 2024 - 14:05
 Track Rating: Good, Weather: Fine, Rail Position: True



Section	Overall	1200m	1000m	800m	600m	400m	200m
Section Times	1:23.15 [9] (0:12.01)	1:11.14 [11] (0:11.67)	0:59.47 [11] (0:11.71)	0:47.76 [11] (0:11.95)	0:35.81 [10] (0:12.17)	0:23.64 [10] (0:11.72)	0:11.92 [10] (0:11.92)
Average Speed [km/h]	45.0	61.8	61.5	60.0	59.5	61.3	60.3
Top Speed [km/h]	61.3	63.3	64.2	61.7	60.5	62.4	61.9
Avg. Dist. to Rail [m]	8.1	3.1	0.5	0.3	0.5	0.5	0.9
Avg. Stride Freq. [Hz]	2.3	2.5	2.4	2.4	2.3	2.4	2.4
Avg. Stride Length [m]	5.4	6.9	7.1	7.0	7.1	7.1	7.0



- [] Ranking at each section and finish
- .-.- No data available at this section
- NA No data available



Horse/Jockey Name	Here's To Power
Final Rank	10
Fastest Section Time (Section)	0:11.28 (1200m)
Top Speed [km/h] (Section)	66.5 (1200m)
Race State	Finished



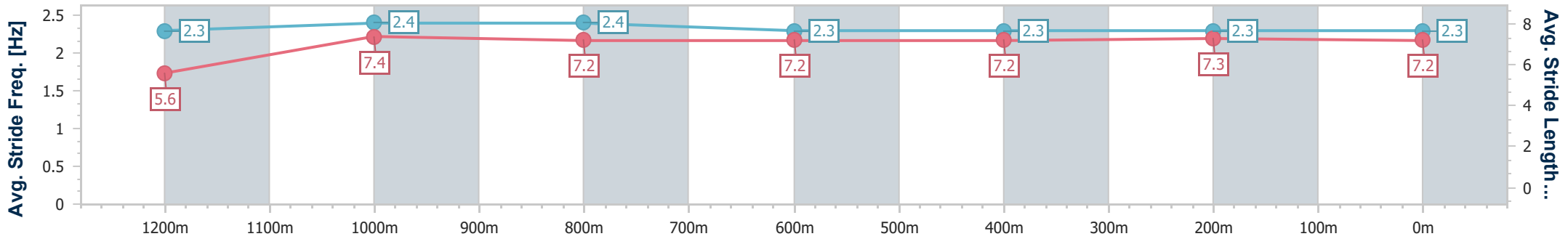
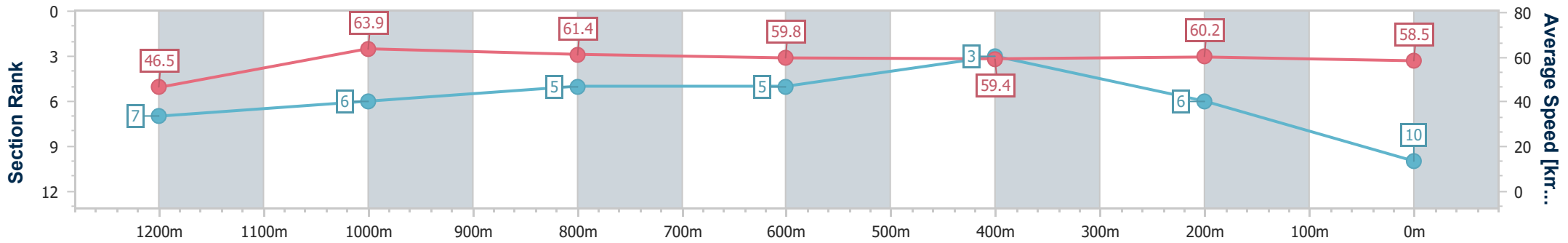
Ipswich QLD Professional
Race 3: RIVER 94.9FM QTIS Two-Year-Old Handicap - 1350m



06 May 2024 - 14:05

Track Rating: Good, Weather: Fine, Rail Position: True

Section	Overall	1200m	1000m	800m	600m	400m	200m
Section Times	1:23.27 [10] (0:11.66)	1:11.61 [7] (0:11.28)	1:00.33 [6] (0:11.79)	0:48.54 [5] (0:12.08)	0:36.46 [5] (0:12.14)	0:24.32 [3] (0:12.02)	0:12.30 [6] (0:12.30)
Average Speed [km/h]	46.5	63.9	61.4	59.8	59.4	60.2	58.5
Top Speed [km/h]	62.4	66.5	65.4	61.0	60.9	60.5	60.5
Avg. Dist. to Rail [m]	6.3	3.0	1.4	1.0	1.0	1.4	2.3
Avg. Stride Freq. [Hz]	2.3	2.4	2.4	2.3	2.3	2.3	2.3
Avg. Stride Length [m]	5.6	7.4	7.2	7.2	7.2	7.3	7.2



- [] Ranking at each section and finish
- .-.- No data available at this section
- NA No data available



Horse/Jockey Name	Livin'dadream
Final Rank	11
Fastest Section Time (Section)	0:11.51 (1200m)
Top Speed [km/h] (Section)	63.7 (1200m)
Race State	Finished



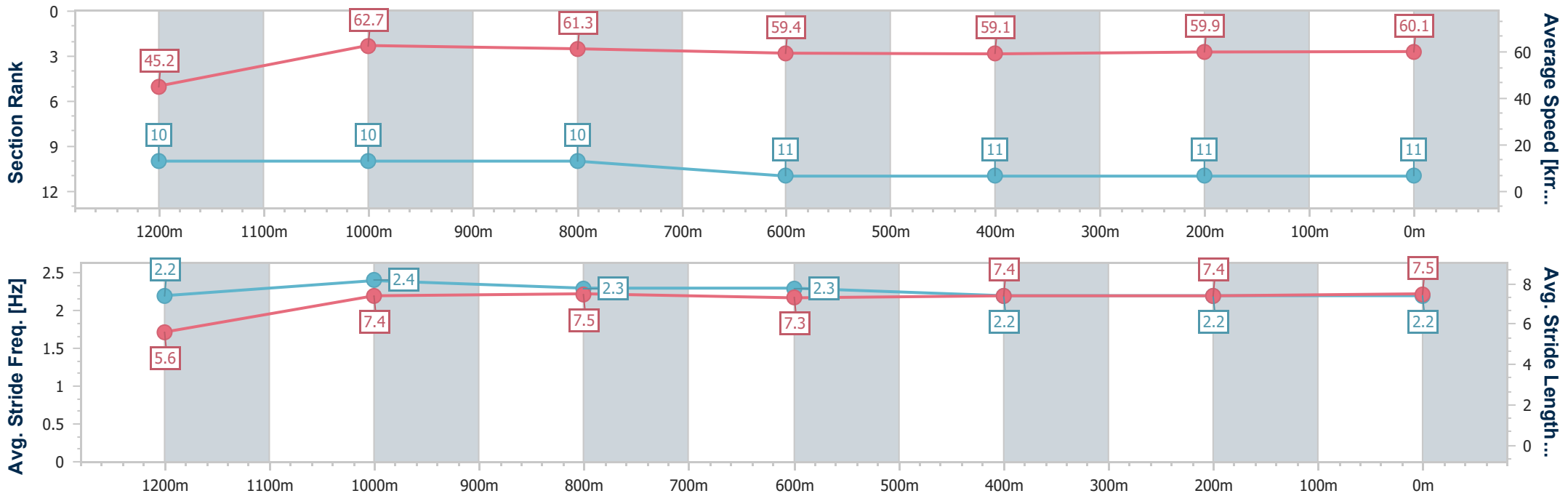
Ipswich QLD Professional
Race 3: RIVER 94.9FM QTIS Two-Year-Old Handicap - 1350m



06 May 2024 - 14:05

Track Rating: Good, Weather: Fine, Rail Position: True

Section	Overall	1200m	1000m	800m	600m	400m	200m
Section Times	1:23.78 [11] (0:11.98)	1:11.80 [10] (0:11.51)	1:00.29 [10] (0:11.80)	0:48.49 [10] (0:12.14)	0:36.35 [11] (0:12.30)	0:24.05 [11] (0:12.08)	0:11.97 [11] (0:11.97)
Average Speed [km/h]	45.2	62.7	61.3	59.4	59.1	59.9	60.1
Top Speed [km/h]	61.1	63.7	62.9	60.4	59.9	61.0	61.0
Avg. Dist. to Rail [m]	6.2	2.4	1.2	1.1	1.8	1.5	4.0
Avg. Stride Freq. [Hz]	2.2	2.4	2.3	2.3	2.2	2.2	2.2
Avg. Stride Length [m]	5.6	7.4	7.5	7.3	7.4	7.4	7.5



- [] Ranking at each section and finish
- .-.- No data available at this section
- NA No data available

Track Rating: Good 4, Weather: Showers, Rail Position: True

Section		Overall	2000m	1800m	1600m	1400m	1200m	1000m	Last 600m					
Field Times		2:12.08 (0:11.51)	2:00.57 (0:10.77)	1:49.80 (0:11.27)	1:38.53 (0:12.21)	1:26.32 (0:12.48)	1:13.84 (0:12.93)	1:00.91 (0:12.70)	0:36.12					
Rank	TAB	Horse/Jockey	Barrier	Top Speed [km/h]	Fastest Section							Distance Travelled [m]		
1	2	SHEZADANDI Kyle Wilson-Taylor	10	67.4 2000m	0:11.04 2000m	2:12.08 [1] (0:11.66)	2:00.42 [5] (0:11.04)	1:49.38 [7] (0:11.59)	1:37.79 [8] (0:12.49)	1:25.30 [8] (0:12.43)	1:12.87 [8] (0:12.60)	1:00.27 [7] (0:12.64)	0:35.60	
2	5	NO MORE RED Damien Thornton	12	67.1 2000m	0:10.98 2000m	2:12.16 [2] (0:12.09)	2:00.07 [9] (0:10.98)	1:49.09 [10] (0:11.55)	1:37.54 [10] (0:12.48)	1:25.06 [10] (0:12.51)	1:12.55 [10] (0:12.65)	0:59.90 [10] (0:12.55)	0:35.23	+1
3	1	PRIME IMPACT Andrew Mallyon	4	67.1 1800m	0:10.84 2000m	2:12.46 [3] (0:11.58)	2:00.88 [3] (0:10.84)	1:50.04 [3] (0:11.22)	1:38.82 [2] (0:12.27)	1:26.55 [2] (0:12.45)	1:14.10 [2] (0:12.93)	1:01.17 [2] (0:12.66)	0:36.41	-3
4	9	CLASSIQUE GAL Angela Jones	2	68.2 2000m	0:10.74 2000m	2:12.52 [4] (0:11.84)	2:00.68 [8] (0:10.74)	1:49.94 [6] (0:11.60)	1:38.34 [6] (0:12.45)	1:25.89 [7] (0:12.41)	1:13.48 [7] (0:12.89)	1:00.59 [8] (0:12.73)	0:35.73	-10
5	17	HELEVA DEEL Cody Collis	3	68.0 2000m	0:10.74 2000m	2:12.56 [5] (0:11.69)	2:00.87 [6] (0:10.74)	1:50.13 [4] (0:11.60)	1:38.53 [5] (0:12.47)	1:26.06 [6] (0:12.41)	1:13.65 [6] (0:12.89)	1:00.76 [6] (0:12.74)	0:35.99	-2
6	14	BUMP'N'RUN Madeleine Wishart	5	66.2 2000m	0:11.06 2000m	2:12.96 [6] (0:11.64)	2:01.32 [4] (0:11.06)	1:50.26 [8] (0:11.49)	1:38.77 [7] (0:11.85)	1:26.92 [3] (0:12.50)	1:14.42 [3] (0:12.90)	1:01.52 [3] (0:12.65)	0:36.81	+2
7	7	BRINGME Karl Zechner	1	67.7 2000m	0:10.76 2000m	2:12.99 [7] (0:11.69)	2:01.30 [7] (0:10.76)	1:50.54 [5] (0:11.50)	1:39.04 [4] (0:12.36)	1:26.68 [5] (0:12.37)	1:14.31 [5] (0:12.93)	1:01.38 [5] (0:12.60)	0:36.67	-10
8	6	SKYLON Mark Du Plessis	18	67.1 2000m	0:10.85 2000m	2:13.09 [8] (0:11.51)	2:01.58 [1] (0:10.85)	1:50.73 [2] (0:11.39)	1:39.34 [3] (0:12.39)	1:26.95 [4] (0:12.45)	1:14.50 [4] (0:12.97)	1:01.53 [4] (0:12.68)	0:36.76	-3
9	13	IRIDESSA Trudy Thornton	6	67.9 2000m	0:10.75 2000m	2:13.36 [9] (0:12.11)	2:01.25 [10] (0:10.75)	1:50.50 [9] (0:11.71)	1:38.79 [9] (0:12.46)	1:26.33 [9] (0:12.40)	1:13.93 [9] (0:12.75)	1:01.18 [9] (0:12.74)	0:36.33	-8
10	11	SIR ZINO Jake Bayliss	15	68.8 2000m	0:10.72 2000m	2:14.61 [10] (0:11.56)	2:03.05 [2] (0:10.72)	1:52.33 [1] (0:11.27)	1:41.06 [1] (0:12.21)	1:28.85 [1] (0:12.48)	1:16.37 [1] (0:12.93)	1:03.44 [1] (0:12.70)	0:38.65	-5

Scratched: Tropic Sands (#3), Enterprise Lassie (#18), Turn Table (#15), Royal George (#12), Vain Luke (#16), Drops From The Sky (#10), Viadelamore (#4), Willnotquit (#8)



Ipswich QLD Professional

Race 4: IMPERIAL RACING BENCHMARK 72 Handicap - 2150m



06 May 2024 - 14:40

Track Rating: Good 4, Weather: Showers, Rail Position: True

Section										Last 600m		
Field Times		800m	600m	400m	200m							
		0:48.21 (0:12.09)	0:36.12 (0:12.14)	0:23.98 (0:12.19)	0:11.79 (0:11.79)							0:36.12
Rank	TAB	Horse/Jockey	Barrier	Top Speed [km/h]	Fastest Section					Margin	Distance Travelled [m]	
1	2	SHEZADANDI Kyle Wilson-Taylor	10	67.4 2000m	0:11.04 2000m	0:47.63 [6] (0:12.03)	0:35.60 [6] (0:11.94)	0:23.66 [5] (0:11.87)	0:11.79 [1] (0:11.79)	2:12.08	0:35.60	
2	5	NO MORE RED Damien Thornton	12	67.1 2000m	0:10.98 2000m	0:47.35 [9] (0:12.12)	0:35.23 [9] (0:11.97)	0:23.26 [8] (0:11.74)	0:11.52 [6] (0:11.52)	0.48L	0:35.23	+1
3	1	PRIME IMPACT Andrew Mallyon	4	67.1 1800m	0:10.84 2000m	0:48.51 [2] (0:12.10)	0:36.41 [2] (0:12.05)	0:24.36 [1] (0:12.22)	0:12.14 [2] (0:12.14)	2.23L	0:36.41	-3
4	9	CLASSIQUE GAL Angela Jones	2	68.2 2000m	0:10.74 2000m	0:47.86 [8] (0:12.13)	0:35.73 [8] (0:12.13)	0:23.60 [9] (0:12.00)	0:11.60 [8] (0:11.60)	2.56L	0:35.73	-10
5	17	HELEVA DEEL Cody Collis	3	68.0 2000m	0:10.74 2000m	0:48.02 [7] (0:12.03)	0:35.99 [7] (0:12.02)	0:23.97 [7] (0:11.99)	0:11.98 [5] (0:11.98)	2.79L	0:35.99	-2
6	14	BUMP'N'RUN Madeleine Wishart	5	66.2 2000m	0:11.06 2000m	0:48.87 [3] (0:12.06)	0:36.81 [3] (0:12.11)	0:24.70 [3] (0:12.28)	0:12.42 [4] (0:12.42)	5.18L	0:36.81	+2
7	7	BRINGME Karl Zechner	1	67.7 2000m	0:10.76 2000m	0:48.78 [4] (0:12.11)	0:36.67 [4] (0:12.13)	0:24.54 [6] (0:12.31)	0:12.23 [7] (0:12.23)	5.36L	0:36.67	-10
8	6	SKYLON Mark Du Plessis	18	67.1 2000m	0:10.85 2000m	0:48.85 [5] (0:12.09)	0:36.76 [5] (0:12.06)	0:24.70 [4] (0:12.13)	0:12.57 [3] (0:12.57)	5.91L	0:36.76	-3
9	13	IRIDESSA Trudy Thornton	6	67.9 2000m	0:10.75 2000m	0:48.44 [10] (0:12.11)	0:36.33 [10] (0:12.07)	0:24.26 [10] (0:12.11)	0:12.15 [10] (0:12.15)	7.54L	0:36.33	-8
10	11	SIR ZINO Jake Bayliss	15	68.8 2000m	0:10.72 2000m	0:50.74 [1] (0:12.09)	0:38.65 [1] (0:12.24)	0:26.41 [2] (0:12.85)	0:13.56 [9] (0:13.56)	14.87L	0:38.65	-5

Scratched: Tropic Sands (#3), Enterprise Lassie (#18), Turn Table (#15), Royal George (#12), Vain Luke (#16), Drops From The Sky (#10), Viadelamore (#4), Willnotquit (#8)

[] Ranking at each section and finish
 -:-:- No data available at this section
 NA No data available

SCN Saddle cloth number
 DNF Did not finish
 DNT Did not track



Horse/Jockey Name	Shezadandi
Final Rank	1
Fastest Section Time (Section)	0:11.04 (2000m)
Top Speed [km/h] (Section)	67.4 (2000m)
Race State	Finished



Ipswich QLD Professional

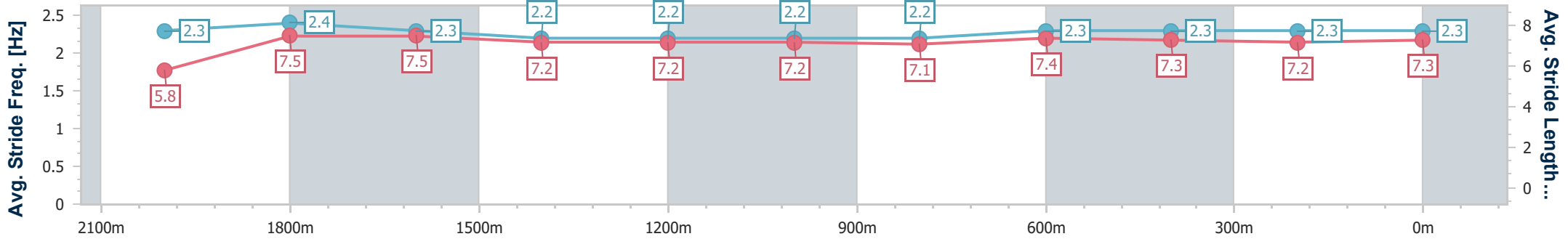
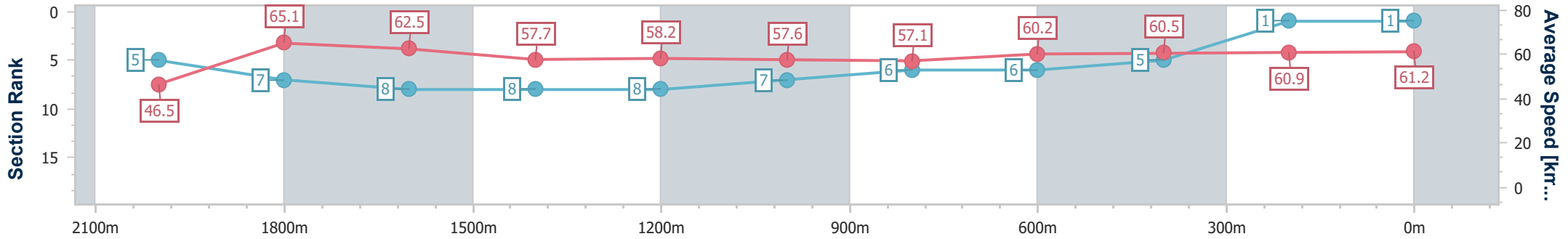
Race 4: IMPERIAL RACING BENCHMARK 72 Handicap - 2150m



06 May 2024 - 14:40

Track Rating: Good 4, Weather: Showers, Rail Position: True

Section	Overall	2000m	1800m	1600m	1400m	1200m	1000m	800m	600m	400m	200m
Section Times	2:12.08 [1] (0:11.66)	2:00.42 [5] (0:11.04)	1:49.38 [7] (0:11.59)	1:37.79 [8] (0:12.49)	1:25.30 [8] (0:12.43)	1:12.87 [8] (0:12.60)	1:00.27 [7] (0:12.64)	0:47.63 [6] (0:12.03)	0:35.60 [6] (0:11.94)	0:23.66 [5] (0:11.87)	0:11.79 [1] (0:11.79)
Average Speed [km/h]	46.5	65.1	62.5	57.7	58.2	57.6	57.1	60.2	60.5	60.9	61.2
Top Speed [km/h]	63.4	67.4	65.8	60.4	59.6	58.9	59.1	61.4	61.1	61.7	61.7
Avg. Dist. to Rail [m]	8.9	4.8	0.7	1.1	0.9	1.7	2.1	1.2	0.9	2.6	4.6
Avg. Stride Freq. [Hz]	2.3	2.4	2.3	2.2	2.2	2.2	2.2	2.3	2.3	2.3	2.3
Avg. Stride Length [m]	5.8	7.5	7.5	7.2	7.2	7.2	7.1	7.4	7.3	7.2	7.3



- [] Ranking at each section and finish
- .-.- No data available at this section
- NA No data available



Horse/Jockey Name	No More Red
Final Rank	2
Fastest Section Time (Section)	0:10.98 (2000m)
Top Speed [km/h] (Section)	67.1 (2000m)
Race State	Finished



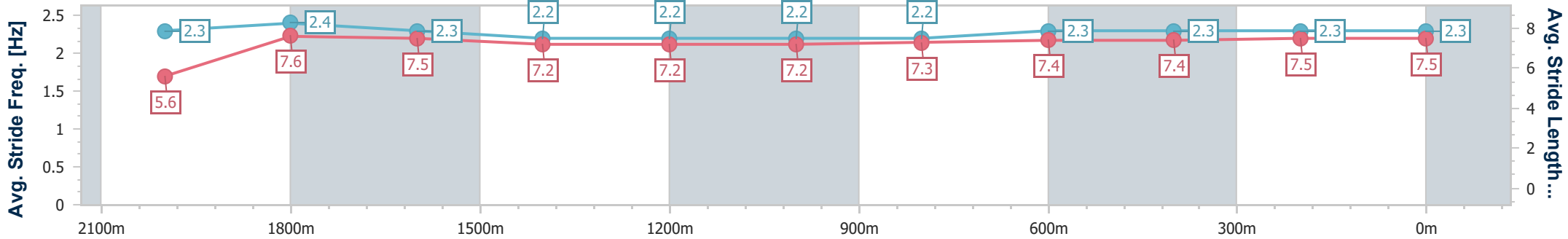
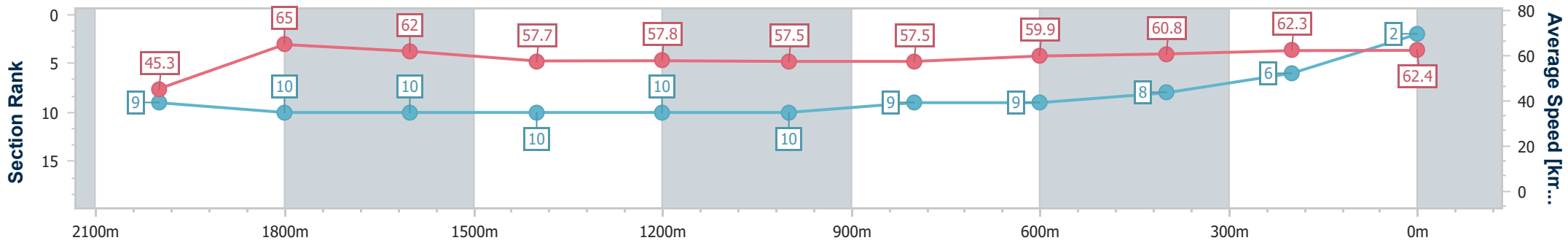
Ipswich QLD Professional
Race 4: IMPERIAL RACING BENCHMARK 72 Handicap - 2150m



06 May 2024 - 14:40

Track Rating: Good 4, Weather: Showers, Rail Position: True

Section	Overall	2000m	1800m	1600m	1400m	1200m	1000m	800m	600m	400m	200m
Section Times	2:12.16 [2] (0:12.09)	2:00.07 [9] (0:10.98)	1:49.09 [10] (0:11.55)	1:37.54 [10] (0:12.48)	1:25.06 [10] (0:12.51)	1:12.55 [10] (0:12.65)	0:59.90 [10] (0:12.55)	0:47.35 [9] (0:12.12)	0:35.23 [9] (0:11.97)	0:23.26 [8] (0:11.74)	0:11.52 [6] (0:11.52)
Average Speed [km/h]	45.3	65.0	62.0	57.7	57.8	57.5	57.5	59.9	60.8	62.3	62.4
Top Speed [km/h]	63.2	67.1	65.1	59.3	59.5	59.0	59.6	61.2	61.5	64.6	64.2
Avg. Dist. to Rail [m]	10.8	5.9	0.8	0.7	0.6	1.5	2.3	1.7	2.6	5.2	7.5
Avg. Stride Freq. [Hz]	2.3	2.4	2.3	2.2	2.2	2.2	2.2	2.3	2.3	2.3	2.3
Avg. Stride Length [m]	5.6	7.6	7.5	7.2	7.2	7.2	7.3	7.4	7.4	7.5	7.5



- [] Ranking at each section and finish
- .-.- No data available at this section
- NA No data available



Horse/Jockey Name	Prime Impact
Final Rank	3
Fastest Section Time (Section)	0:10.84 (2000m)
Top Speed [km/h] (Section)	67.1 (1800m)
Race State	Finished



Ipswich QLD Professional

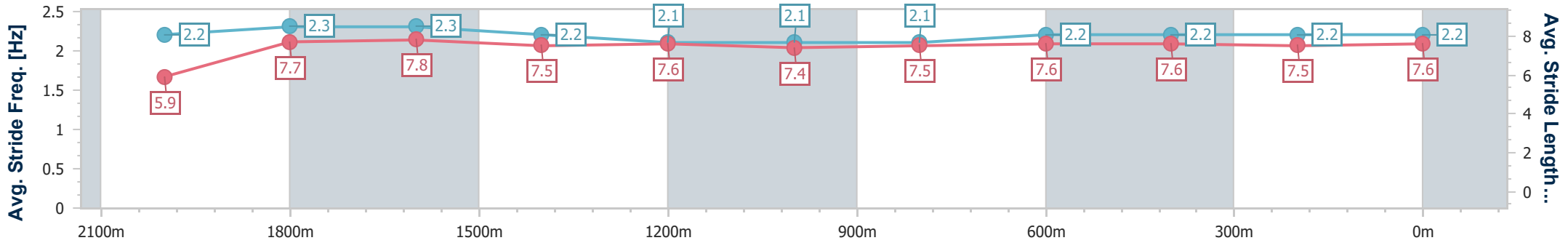
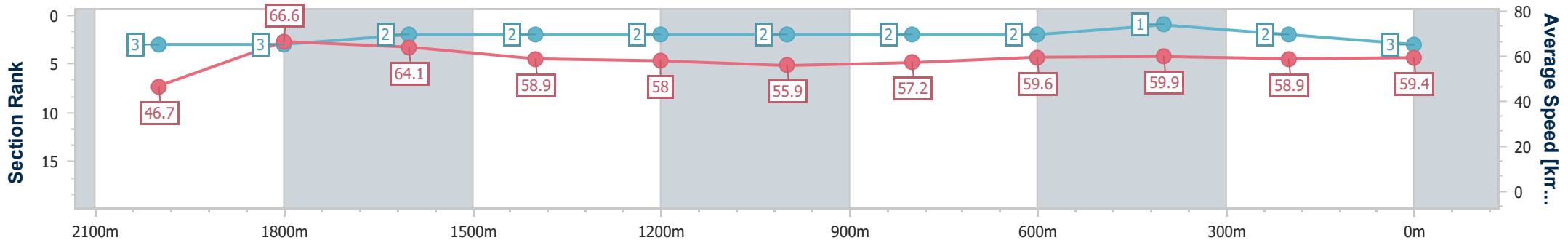
Race 4: IMPERIAL RACING BENCHMARK 72 Handicap - 2150m



06 May 2024 - 14:40

Track Rating: Good 4, Weather: Showers, Rail Position: True

Section	Overall	2000m	1800m	1600m	1400m	1200m	1000m	800m	600m	400m	200m
Section Times	2:12.46 [3] (0:11.58)	2:00.88 [3] (0:10.84)	1:50.04 [3] (0:11.22)	1:38.82 [2] (0:12.27)	1:26.55 [2] (0:12.45)	1:14.10 [2] (0:12.93)	1:01.17 [2] (0:12.66)	0:48.51 [2] (0:12.10)	0:36.41 [2] (0:12.05)	0:24.36 [1] (0:12.22)	0:12.14 [2] (0:12.14)
Average Speed [km/h]	46.7	66.6	64.1	58.9	58.0	55.9	57.2	59.6	59.9	58.9	59.4
Top Speed [km/h]	64.3	67.0	67.1	61.0	59.1	57.0	58.8	60.6	60.4	59.7	60.0
Avg. Dist. to Rail [m]	6.5	4.1	0.8	0.6	0.9	1.3	1.4	1.0	0.5	1.0	4.6
Avg. Stride Freq. [Hz]	2.2	2.3	2.3	2.2	2.1	2.1	2.1	2.2	2.2	2.2	2.2
Avg. Stride Length [m]	5.9	7.7	7.8	7.5	7.6	7.4	7.5	7.6	7.6	7.5	7.6



- [] Ranking at each section and finish
- .-.- No data available at this section
- NA No data available



Horse/Jockey Name	Classique Gal
Final Rank	4
Fastest Section Time (Section)	0:10.74 (2000m)
Top Speed [km/h] (Section)	68.2 (2000m)
Race State	Finished



Ipswich QLD Professional

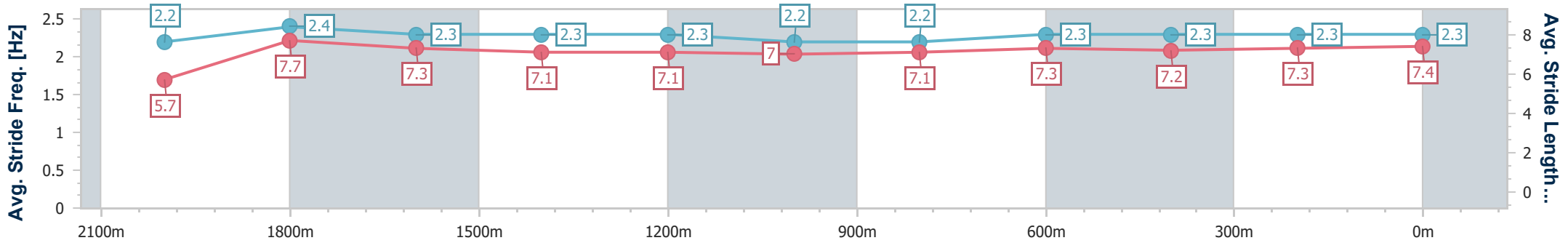
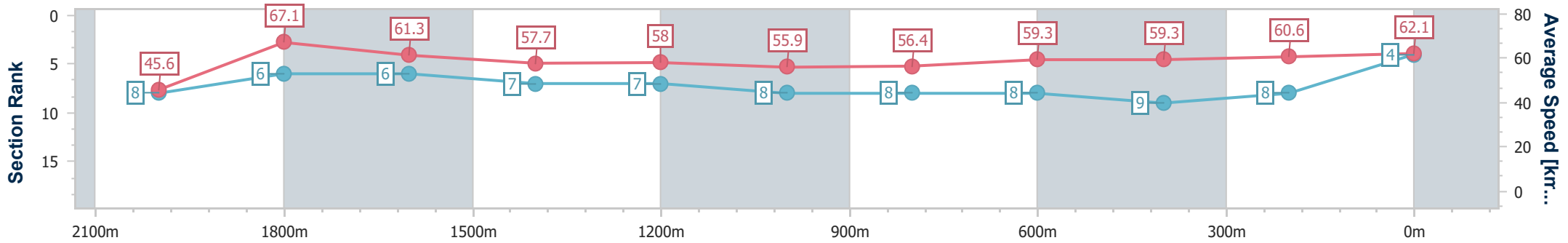
Race 4: IMPERIAL RACING BENCHMARK 72 Handicap - 2150m



06 May 2024 - 14:40

Track Rating: Good 4, Weather: Showers, Rail Position: True

Section	Overall	2000m	1800m	1600m	1400m	1200m	1000m	800m	600m	400m	200m
Section Times	2:12.52 [4] (0:11.84)	2:00.68 [8] (0:10.74)	1:49.94 [6] (0:11.60)	1:38.34 [6] (0:12.45)	1:25.89 [7] (0:12.41)	1:13.48 [7] (0:12.89)	1:00.59 [8] (0:12.73)	0:47.86 [8] (0:12.13)	0:35.73 [8] (0:12.13)	0:23.60 [9] (0:12.00)	0:11.60 [8] (0:11.60)
Average Speed [km/h]	45.6	67.1	61.3	57.7	58.0	55.9	56.4	59.3	59.3	60.6	62.1
Top Speed [km/h]	63.9	68.2	66.3	58.6	59.3	56.6	58.5	59.5	60.8	62.6	62.6
Avg. Dist. to Rail [m]	3.3	0.8	1.6	0.9	0.4	0.2	0.3	0.6	0.3	3.8	8.1
Avg. Stride Freq. [Hz]	2.2	2.4	2.3	2.3	2.3	2.2	2.2	2.3	2.3	2.3	2.3
Avg. Stride Length [m]	5.7	7.7	7.3	7.1	7.1	7.0	7.1	7.3	7.2	7.3	7.4



- [] Ranking at each section and finish
- .-.- No data available at this section
- NA No data available



Horse/Jockey Name	Heleva Deel
Final Rank	5
Fastest Section Time (Section)	0:10.74 (2000m)
Top Speed [km/h] (Section)	68.0 (2000m)
Race State	Finished



Ipswich QLD Professional

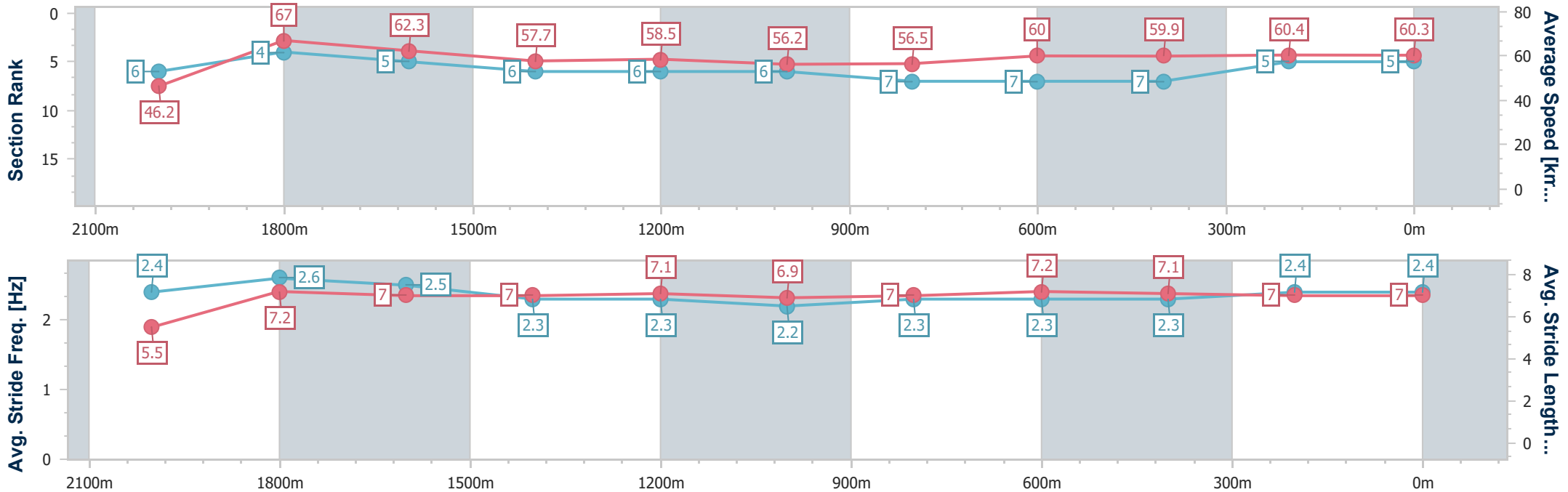
Race 4: IMPERIAL RACING BENCHMARK 72 Handicap - 2150m



06 May 2024 - 14:40

Track Rating: Good 4, Weather: Showers, Rail Position: True

Section	Overall	2000m	1800m	1600m	1400m	1200m	1000m	800m	600m	400m	200m
Section Times	2:12.56 [5] (0:11.69)	2:00.87 [6] (0:10.74)	1:50.13 [4] (0:11.60)	1:38.53 [5] (0:12.47)	1:26.06 [6] (0:12.41)	1:13.65 [6] (0:12.89)	1:00.76 [6] (0:12.74)	0:48.02 [7] (0:12.03)	0:35.99 [7] (0:12.02)	0:23.97 [7] (0:11.99)	0:11.98 [5]
Average Speed [km/h]	46.2	67.0	62.3	57.7	58.5	56.2	56.5	60.0	59.9	60.4	60.3
Top Speed [km/h]	64.8	68.0	65.8	60.1	59.3	57.1	59.0	60.6	61.1	61.4	61.4
Avg. Dist. to Rail [m]	5.0	2.9	0.6	1.2	1.0	1.3	1.2	0.3	0.5	2.4	5.8
Avg. Stride Freq. [Hz]	2.4	2.6	2.5	2.3	2.3	2.2	2.3	2.3	2.3	2.4	2.4
Avg. Stride Length [m]	5.5	7.2	7.0	7.0	7.1	6.9	7.0	7.2	7.1	7.0	7.0



- [] Ranking at each section and finish
- .-.- No data available at this section
- NA No data available



Horse/Jockey Name	Bump'n'run
Final Rank	6
Fastest Section Time (Section)	0:11.06 (2000m)
Top Speed [km/h] (Section)	66.2 (2000m)
Race State	Finished



Ipswich QLD Professional

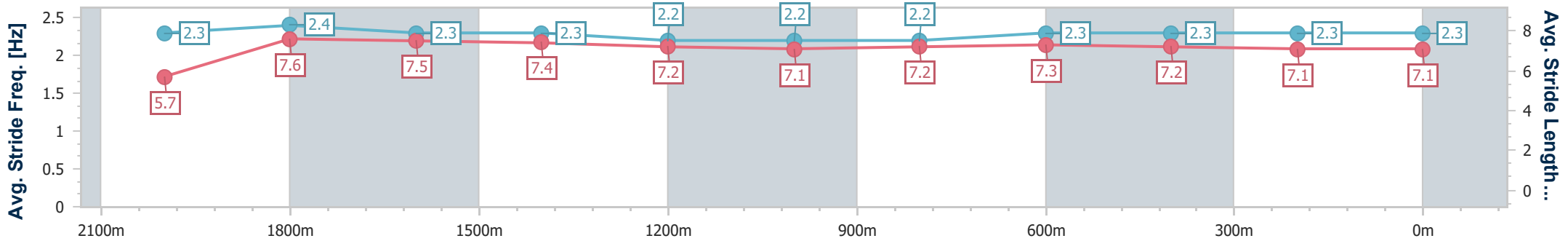
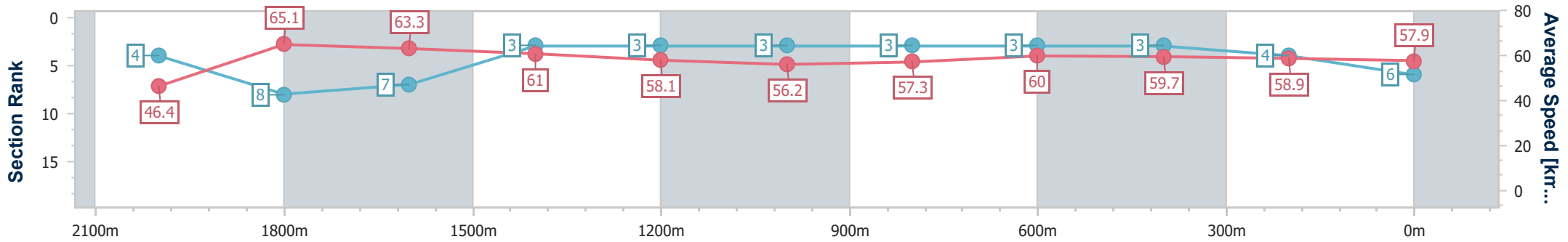
Race 4: IMPERIAL RACING BENCHMARK 72 Handicap - 2150m



06 May 2024 - 14:40

Track Rating: Good 4, Weather: Showers, Rail Position: True

Section	Overall	2000m	1800m	1600m	1400m	1200m	1000m	800m	600m	400m	200m
Section Times	2:12.96 [6] (0:11.64)	2:01.32 [4] (0:11.06)	1:50.26 [8] (0:11.49)	1:38.77 [7] (0:11.85)	1:26.92 [3] (0:12.50)	1:14.42 [3] (0:12.90)	1:01.52 [3] (0:12.65)	0:48.87 [3] (0:12.06)	0:36.81 [3] (0:12.11)	0:24.70 [3] (0:12.28)	0:12.42 [4] (0:12.42)
Average Speed [km/h]	46.4	65.1	63.3	61.0	58.1	56.2	57.3	60.0	59.7	58.9	57.9
Top Speed [km/h]	64.4	66.2	64.1	61.9	59.4	56.9	59.4	60.5	60.3	59.2	59.0
Avg. Dist. to Rail [m]	7.0	4.5	1.7	2.2	1.9	2.1	2.2	1.7	1.3	1.8	3.6
Avg. Stride Freq. [Hz]	2.3	2.4	2.3	2.3	2.2	2.2	2.2	2.3	2.3	2.3	2.3
Avg. Stride Length [m]	5.7	7.6	7.5	7.4	7.2	7.1	7.2	7.3	7.2	7.1	7.1



- [] Ranking at each section and finish
- .-.- No data available at this section
- NA No data available



Horse/Jockey Name	Bringme
Final Rank	7
Fastest Section Time (Section)	0:10.76 (2000m)
Top Speed [km/h] (Section)	67.7 (2000m)
Race State	Finished



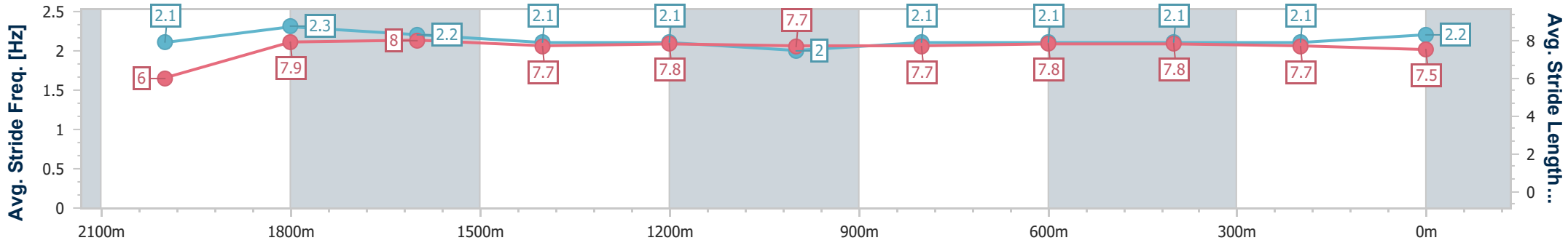
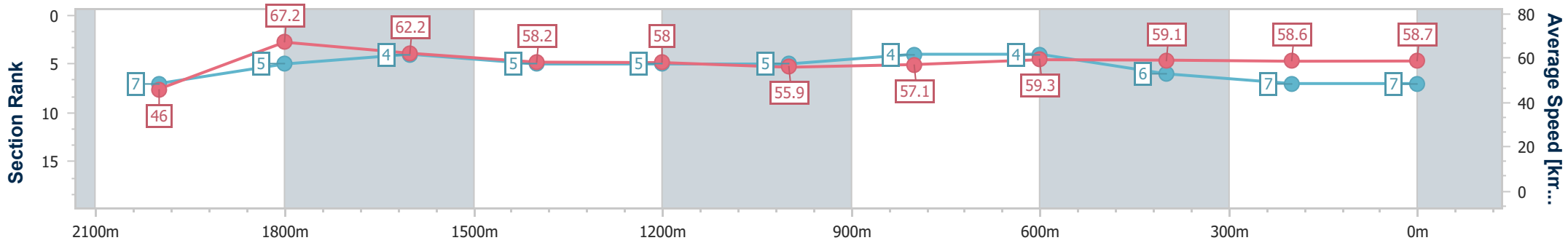
Ipswich QLD Professional
Race 4: IMPERIAL RACING BENCHMARK 72 Handicap - 2150m



06 May 2024 - 14:40

Track Rating: Good 4, Weather: Showers, Rail Position: True

Section	Overall	2000m	1800m	1600m	1400m	1200m	1000m	800m	600m	400m	200m
Section Times	2:12.99 [7] (0:11.69)	2:01.30 [7] (0:10.76)	1:50.54 [5] (0:11.50)	1:39.04 [4] (0:12.36)	1:26.68 [5] (0:12.37)	1:14.31 [5] (0:12.93)	1:01.38 [5] (0:12.60)	0:48.78 [4] (0:12.11)	0:36.67 [4] (0:12.13)	0:24.54 [6] (0:12.31)	0:12.23 [7] (0:12.23)
Average Speed [km/h]	46.0	67.2	62.2	58.2	58.0	55.9	57.1	59.3	59.1	58.6	58.7
Top Speed [km/h]	64.4	67.7	66.1	59.4	59.2	57.2	60.0	60.0	60.5	60.1	59.9
Avg. Dist. to Rail [m]	2.9	0.6	0.7	0.3	0.1	0.4	0.4	0.5	0.5	1.0	2.5
Avg. Stride Freq. [Hz]	2.1	2.3	2.2	2.1	2.1	2.0	2.1	2.1	2.1	2.1	2.2
Avg. Stride Length [m]	6.0	7.9	8.0	7.7	7.8	7.7	7.7	7.8	7.8	7.7	7.5



- [] Ranking at each section and finish
- .-.- No data available at this section
- NA No data available



Horse/Jockey Name	Sylon
Final Rank	8
Fastest Section Time (Section)	0:10.85 (2000m)
Top Speed [km/h] (Section)	67.1 (2000m)
Race State	Finished



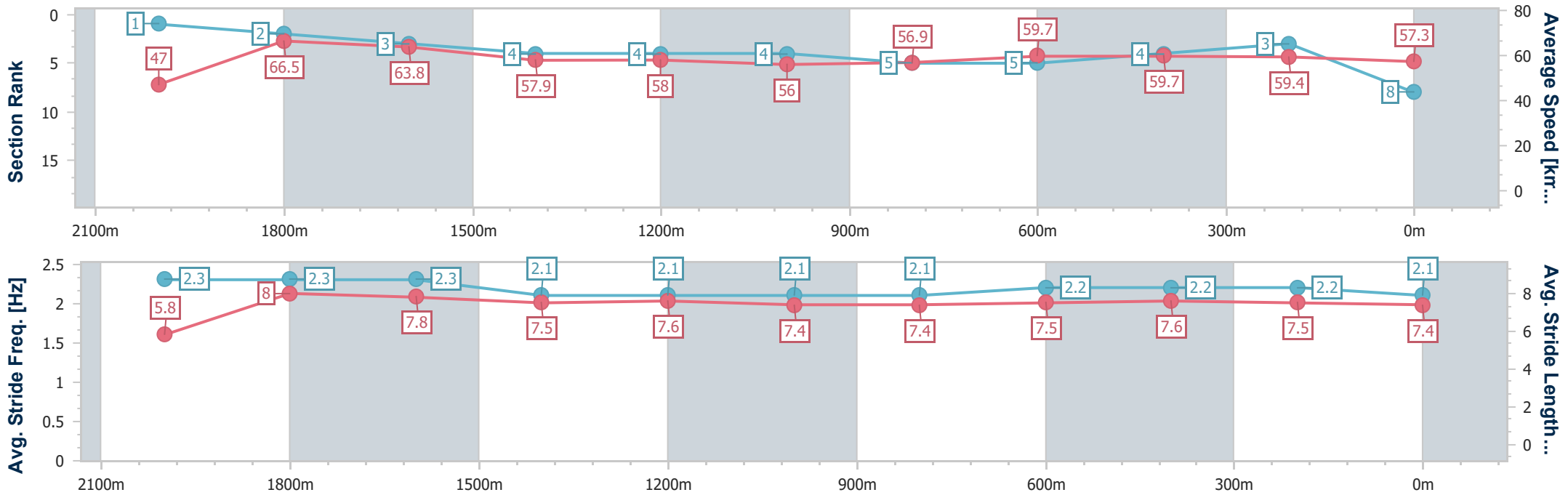
Ipswich QLD Professional
Race 4: IMPERIAL RACING BENCHMARK 72 Handicap - 2150m



06 May 2024 - 14:40

Track Rating: Good 4, Weather: Showers, Rail Position: True

Section	Overall	2000m	1800m	1600m	1400m	1200m	1000m	800m	600m	400m	200m
Section Times	2:13.09 [8] (0:11.51)	2:01.58 [1] (0:10.85)	1:50.73 [2] (0:11.39)	1:39.34 [3] (0:12.39)	1:26.95 [4] (0:12.45)	1:14.50 [4] (0:12.97)	1:01.53 [4] (0:12.68)	0:48.85 [5] (0:12.09)	0:36.76 [5] (0:12.06)	0:24.70 [4] (0:12.13)	0:12.57 [3] (0:12.57)
Average Speed [km/h]	47.0	66.5	63.8	57.9	58.0	56.0	56.9	59.7	59.7	59.4	57.3
Top Speed [km/h]	66.5	67.1	67.1	60.1	59.1	56.6	59.7	60.6	60.7	60.0	58.9
Avg. Dist. to Rail [m]	12.9	6.2	1.4	1.0	0.6	1.5	1.5	0.7	0.4	0.2	1.2
Avg. Stride Freq. [Hz]	2.3	2.3	2.3	2.1	2.1	2.1	2.1	2.2	2.2	2.2	2.1
Avg. Stride Length [m]	5.8	8.0	7.8	7.5	7.6	7.4	7.4	7.5	7.6	7.5	7.4



- [] Ranking at each section and finish
- .-.- No data available at this section
- NA No data available



Horse/Jockey Name	Iridessa
Final Rank	9
Fastest Section Time (Section)	0:10.75 (2000m)
Top Speed [km/h] (Section)	67.9 (2000m)
Race State	Finished



Ipswich QLD Professional

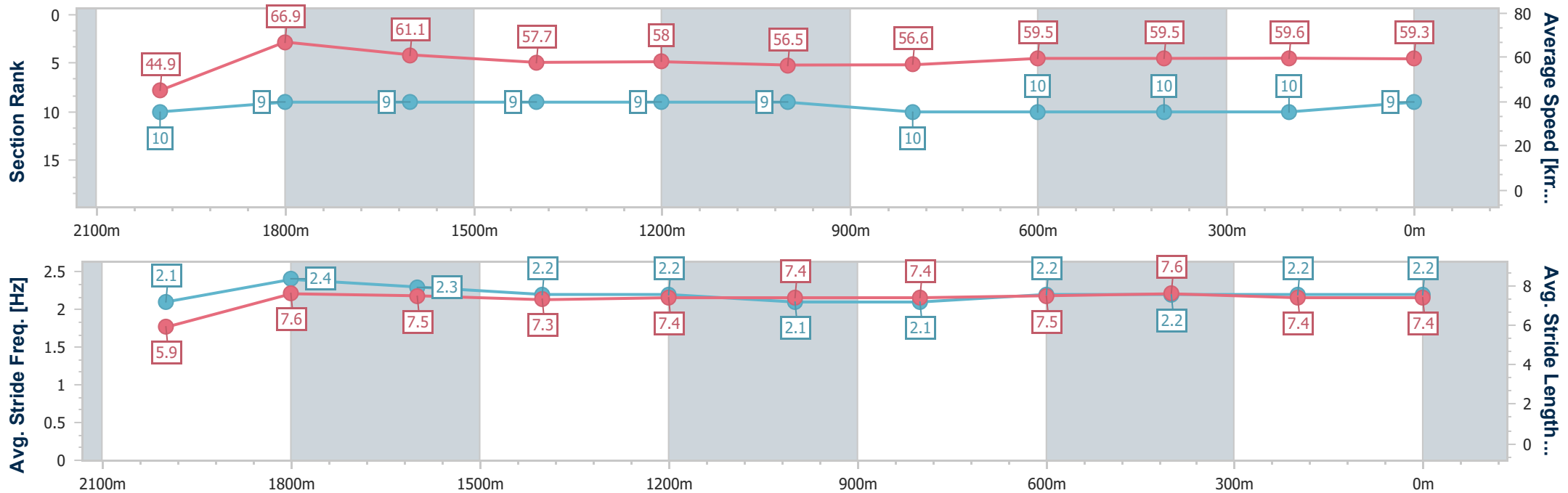
Race 4: IMPERIAL RACING BENCHMARK 72 Handicap - 2150m



06 May 2024 - 14:40

Track Rating: Good 4, Weather: Showers, Rail Position: True

Section	Overall	2000m	1800m	1600m	1400m	1200m	1000m	800m	600m	400m	200m
Section Times	2:13.36 [9] (0:12.11)	2:01.25 [10] (0:10.75)	1:50.50 [9] (0:11.71)	1:38.79 [9] (0:12.46)	1:26.33 [9] (0:12.40)	1:13.93 [9] (0:12.75)	1:01.18 [9] (0:12.74)	0:48.44 [10] (0:12.11)	0:36.33 [10] (0:12.07)	0:24.26 [10] (0:12.11)	0:12.15 [10] (0:12.15)
Average Speed [km/h]	44.9	66.9	61.1	57.7	58.0	56.5	56.6	59.5	59.5	59.6	59.3
Top Speed [km/h]	64.5	67.9	66.5	58.5	59.3	57.6	58.3	60.0	60.6	60.2	60.2
Avg. Dist. to Rail [m]	4.7	0.7	0.8	0.3	0.2	0.2	0.7	0.2	0.7	1.6	4.9
Avg. Stride Freq. [Hz]	2.1	2.4	2.3	2.2	2.2	2.1	2.1	2.2	2.2	2.2	2.2
Avg. Stride Length [m]	5.9	7.6	7.5	7.3	7.4	7.4	7.4	7.5	7.6	7.4	7.4



- [] Ranking at each section and finish
- .-.- No data available at this section
- NA No data available



Horse/Jockey Name	Sir Zino
Final Rank	10
Fastest Section Time (Section)	0:10.72 (2000m)
Top Speed [km/h] (Section)	68.8 (2000m)
Race State	Finished



Ipswich QLD Professional

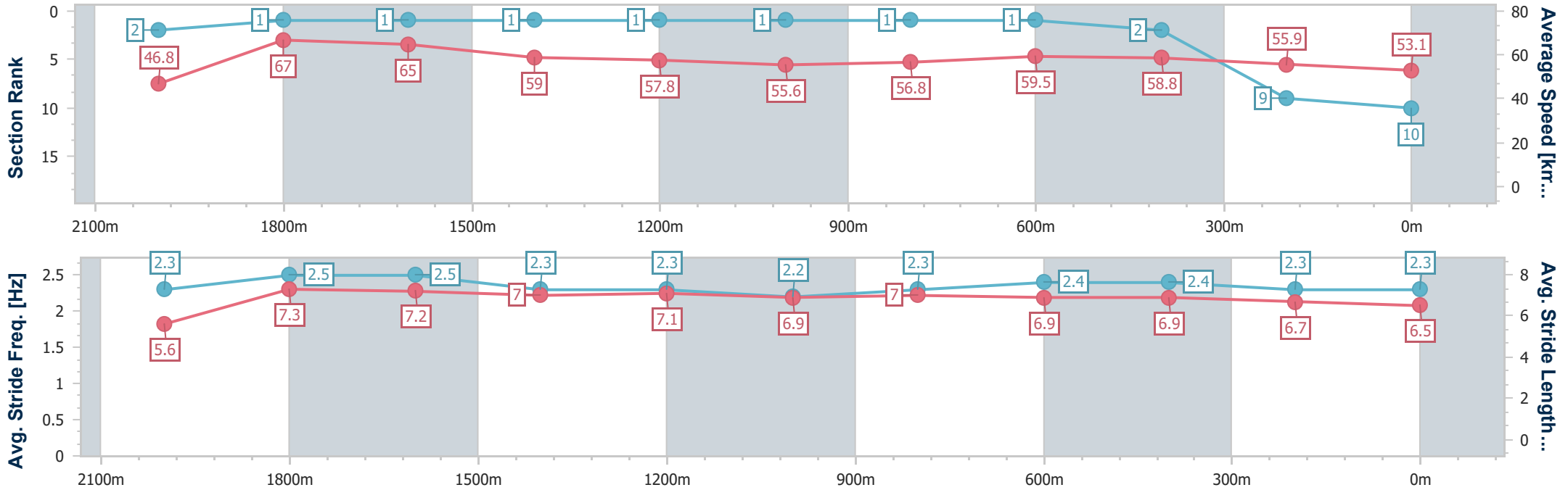
Race 4: IMPERIAL RACING BENCHMARK 72 Handicap - 2150m



06 May 2024 - 14:40

Track Rating: Good 4, Weather: Showers, Rail Position: True

Section	Overall	2000m	1800m	1600m	1400m	1200m	1000m	800m	600m	400m	200m
Section Times	2:14.61 [10] (0:11.56)	2:03.05 [2] (0:10.72)	1:52.33 [1] (0:11.27)	1:41.06 [1] (0:12.21)	1:28.85 [1] (0:12.48)	1:16.37 [1] (0:12.93)	1:03.44 [1] (0:12.70)	0:50.74 [1] (0:12.09)	0:38.65 [1] (0:12.24)	0:26.41 [2] (0:12.85)	0:13.56 [9] (0:13.56)
Average Speed [km/h]	46.8	67.0	65.0	59.0	57.8	55.6	56.8	59.5	58.8	55.9	53.1
Top Speed [km/h]	66.3	68.8	67.3	61.4	58.8	56.5	57.7	60.4	60.3	57.8	54.2
Avg. Dist. to Rail [m]	11.5	5.9	2.1	0.8	0.1	0.4	0.4	0.2	0.6	0.5	0.4
Avg. Stride Freq. [Hz]	2.3	2.5	2.5	2.3	2.3	2.2	2.3	2.4	2.4	2.3	2.3
Avg. Stride Length [m]	5.6	7.3	7.2	7.0	7.1	6.9	7.0	6.9	6.9	6.7	6.5



- [] Ranking at each section and finish
- .-.- No data available at this section
- NA No data available

Track Rating: Good 4, Weather: Showers, Rail Position: True

Section		Overall										Last 600m	
Field Times		1:03.29										0:32.93	
		(0:08.28)											
		1000m											
		0:55.01											
		(0:11.04)											
		800m											
		0:43.97											
		(0:11.04)											
		600m											
		0:32.93											
		(0:10.83)											
		400m											
		0:22.10											
		(0:10.86)											
		200m											
		0:11.24											
		(0:11.24)											
Rank	TAB	Horse/Jockey	Barrier	Top Speed [km/h]	Fastest Section	Overall	1000m	800m	600m	400m	200m	Margin	Distance Travelled [m]
1	3	XPRESSO Ryan Maloney	9	67.3	0:08.38	1:03.29 [1] (0:08.38)	0:54.91 [2] (0:11.09)	0:43.82 [2] (0:10.99)	0:32.83 [2] (0:10.85)	0:21.98 [2] (0:10.79)	0:11.19 [2] (0:11.19)	1:03.29	0:32.83
2	6	DASHING GEE GEE Dale Smith	10	67.3	0:08.40	1:03.43 [2] (0:08.40)	0:55.03 [3] (0:10.92)	0:44.11 [1] (0:11.04)	0:33.07 [1] (0:10.83)	0:22.24 [1] (0:10.86)	0:11.38 [1] (0:11.38)	0.83L	0:33.07 -2
3	5	ROLL UP James Orman	4	67.9	0:08.67	1:03.69 [3] (0:08.67)	0:55.02 [5] (0:11.06)	0:43.96 [5] (0:10.96)	0:33.00 [4] (0:10.92)	0:22.08 [4] (0:10.77)	0:11.31 [3] (0:11.31)	2.36L	0:33.00 +1
4	1	GEMELON BOLT Martin Harley	8	66.8	0:08.28	1:03.95 [4] (0:08.28)	0:55.67 [1] (0:11.25)	0:44.42 [3] (0:11.02)	0:33.40 [3] (0:10.92)	0:22.48 [3] (0:10.98)	0:11.50 [4] (0:11.50)	3.91L	0:33.40 -2
5	11	I AM VOODOO Andrew Mallyon	3	67.1	0:08.43	1:04.00 [5] (0:08.43)	0:55.57 [4] (0:11.28)	0:44.29 [4] (0:11.10)	0:33.19 [5] (0:10.93)	0:22.26 [5] (0:10.90)	0:11.36 [5] (0:11.36)	4.2L	0:33.19 -1
6	9	HARLEQUIN FIELD Kyle Wilson-Taylor	14	67.2	0:08.74	1:04.11 [6] (0:08.74)	0:55.37 [7] (0:11.49)	0:43.88 [8] (0:10.99)	0:32.89 [8] (0:10.76)	0:22.13 [8] (0:10.86)	0:11.27 [6] (0:11.27)	4.83L	0:32.89 +0
7	12	VETTA VELOCITA Cody Collis	1	67.0	0:08.69	1:04.27 [7] (0:08.69)	0:55.58 [6] (0:11.34)	0:44.24 [6] (0:10.97)	0:33.27 [6] (0:10.93)	0:22.34 [7] (0:10.93)	0:11.41 [7] (0:11.41)	5.79L	0:33.27 +0
8	4	BITCOIN BABY Tahlia Fenlon	7	66.7	0:08.89	1:04.79 [8] (0:08.89)	0:55.90 [8] (0:11.29)	0:44.61 [7] (0:10.87)	0:33.74 [7] (0:10.86)	0:22.88 [6] (0:11.08)	0:11.80 [8] (0:11.80)	8.86L	0:33.74 +0

Scratched: Mr Encore (#14), The Billionaire (#8), Tanker (#10), Easy Single (#2), Maximum Vortex (#7), Son Of Sampson (#13)



Horse/Jockey Name	Xpresso
Final Rank	1
Fastest Section Time (Section)	0:08.38 (Overall)
Top Speed [km/h] (Section)	67.3 (400m)
Race State	Finished



Ipswich QLD Professional

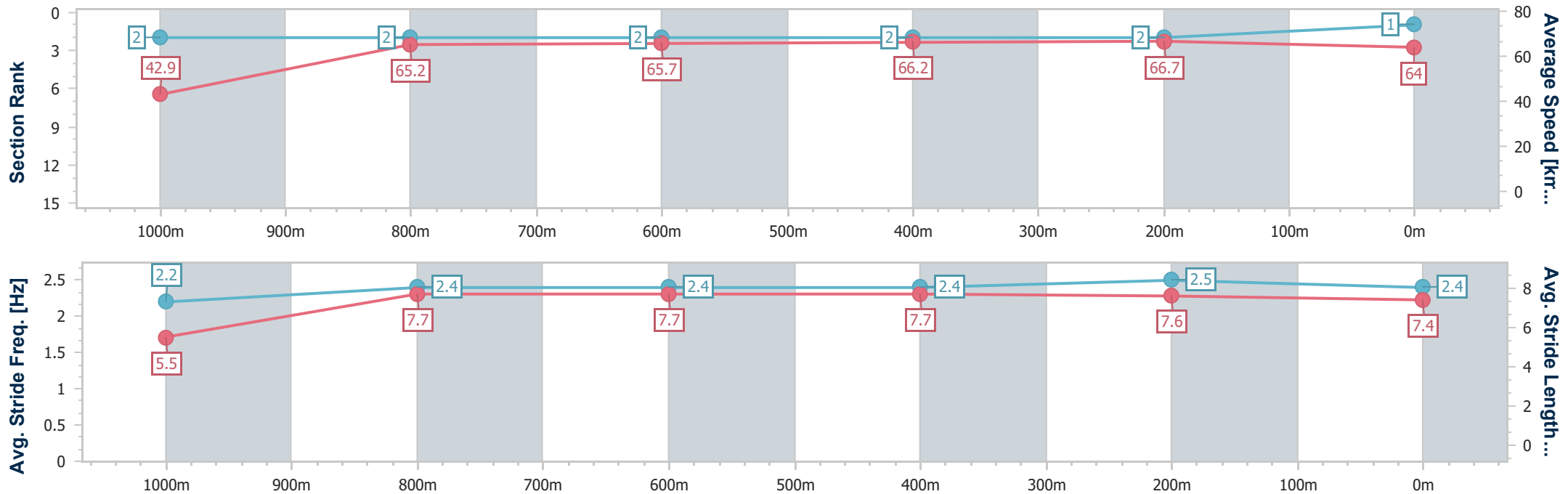
Race 5: TAB Class 6 Handicap - 1100m

06 May 2024 - 15:15



Track Rating: Good 4, Weather: Showers, Rail Position: True

Section	Overall	1000m	800m	600m	400m	200m
Section Times	1:03.29 [1] (0:08.38)	0:54.91 [2] (0:11.09)	0:43.82 [2] (0:10.99)	0:32.83 [2] (0:10.85)	0:21.98 [2] (0:10.79)	0:11.19 [2] (0:11.19)
Average Speed [km/h]	42.9	65.2	65.7	66.2	66.7	64.0
Top Speed [km/h]	63.6	66.0	66.0	67.2	67.3	66.6
Avg. Dist. to Rail [m]	8.4	1.8	0.6	0.5	0.8	1.7
Avg. Stride Freq. [Hz]	2.2	2.4	2.4	2.4	2.5	2.4
Avg. Stride Length [m]	5.5	7.7	7.7	7.7	7.6	7.4



- [] Ranking at each section and finish
- .-.- No data available at this section
- NA No data available



Horse/Jockey Name	Dashing Gee Gee
Final Rank	2
Fastest Section Time (Section)	0:08.40 (Overall)
Top Speed [km/h] (Section)	67.3 (600m)
Race State	Finished



Ipswich QLD Professional

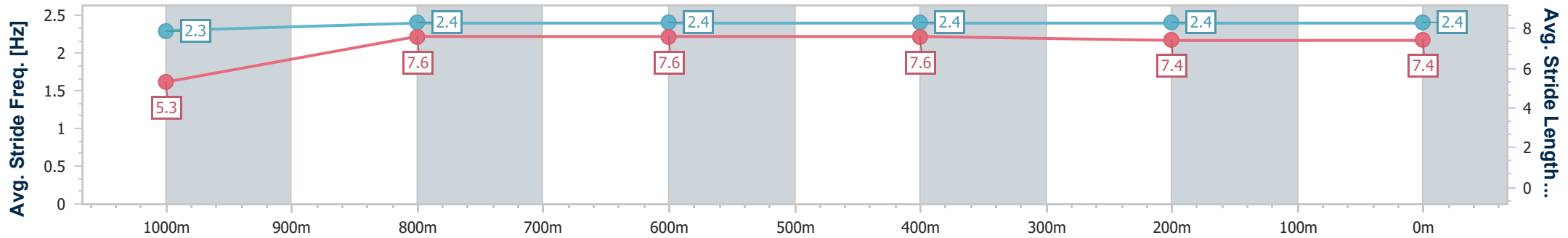
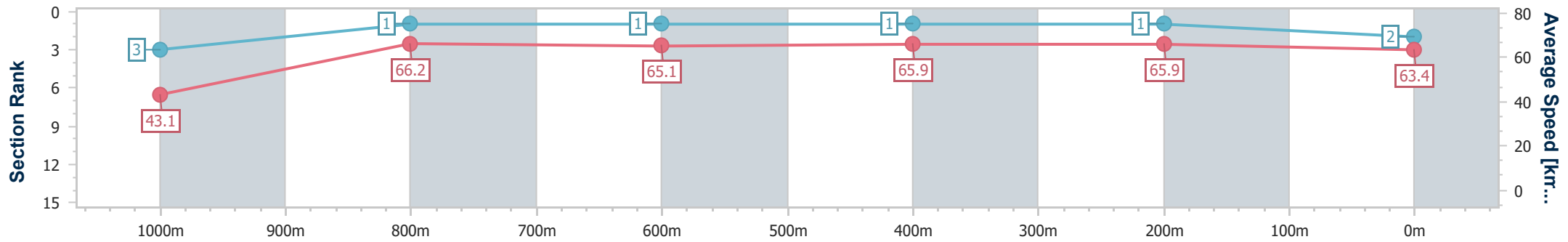
Race 5: TAB Class 6 Handicap - 1100m

06 May 2024 - 15:15



Track Rating: Good 4, Weather: Showers, Rail Position: True

Section	Overall	1000m	800m	600m	400m	200m
Section Times	1:03.43 [2] (0:08.40)	0:55.03 [3] (0:10.92)	0:44.11 [1] (0:11.04)	0:33.07 [1] (0:10.83)	0:22.24 [1] (0:10.86)	0:11.38 [1] (0:11.38)
Average Speed [km/h]	43.1	66.2	65.1	65.9	65.9	63.4
Top Speed [km/h]	66.4	67.2	65.5	67.3	67.3	66.0
Avg. Dist. to Rail [m]	9.9	2.0	0.6	1.7	1.2	0.6
Avg. Stride Freq. [Hz]	2.3	2.4	2.4	2.4	2.4	2.4
Avg. Stride Length [m]	5.3	7.6	7.6	7.6	7.4	7.4



- [] Ranking at each section and finish
- .-.- No data available at this section
- NA No data available



Horse/Jockey Name	Roll Up
Final Rank	3
Fastest Section Time (Section)	0:08.67 (Overall)
Top Speed [km/h] (Section)	67.9 (400m)
Race State	Finished

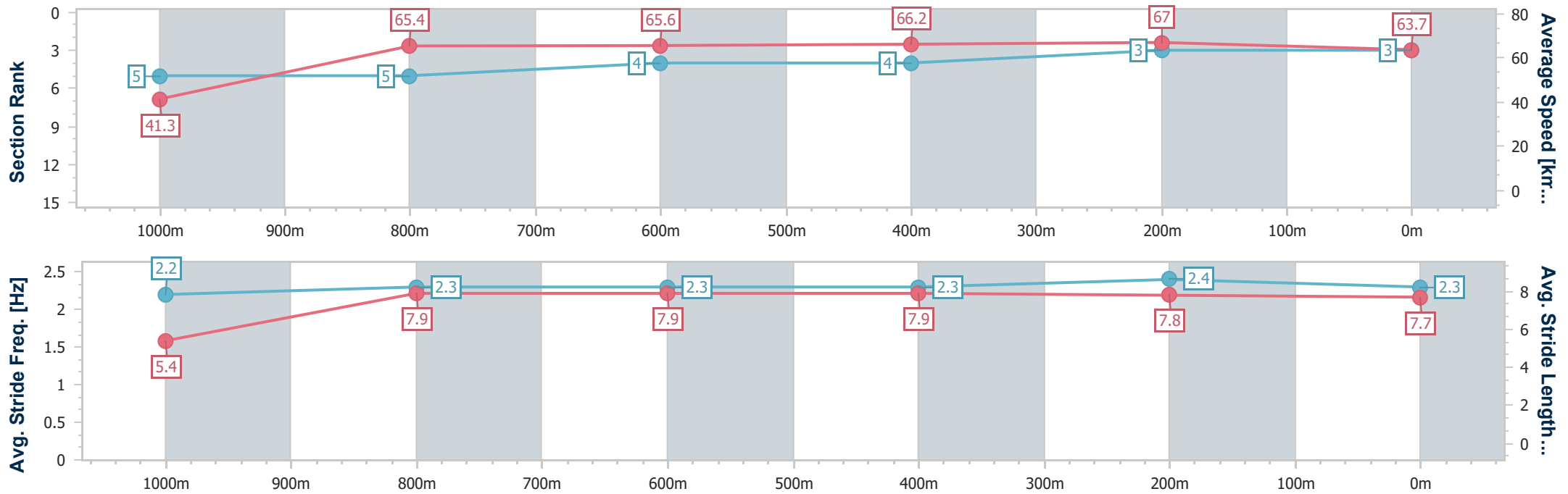


Ipswich QLD Professional
 Race 5: TAB Class 6 Handicap - 1100m
 06 May 2024 - 15:15



Track Rating: Good 4, Weather: Showers, Rail Position: True

Section	Overall	1000m	800m	600m	400m	200m
Section Times	1:03.69 [3] (0:08.67)	0:55.02 [5] (0:11.06)	0:43.96 [5] (0:10.96)	0:33.00 [4] (0:10.92)	0:22.08 [4] (0:10.77)	0:11.31 [3] (0:11.31)
Average Speed [km/h]	41.3	65.4	65.6	66.2	67.0	63.7
Top Speed [km/h]	62.2	67.7	67.1	67.1	67.9	67.2
Avg. Dist. to Rail [m]	5.6	1.4	0.4	0.4	1.5	2.0
Avg. Stride Freq. [Hz]	2.2	2.3	2.3	2.3	2.4	2.3
Avg. Stride Length [m]	5.4	7.9	7.9	7.9	7.8	7.7



- [] Ranking at each section and finish
- .-.- No data available at this section
- NA No data available



Horse/Jockey Name	Gemelon Bolt
Final Rank	4
Fastest Section Time (Section)	0:08.28 (Overall)
Top Speed [km/h] (Section)	66.8 (800m)
Race State	Finished



Ipswich QLD Professional

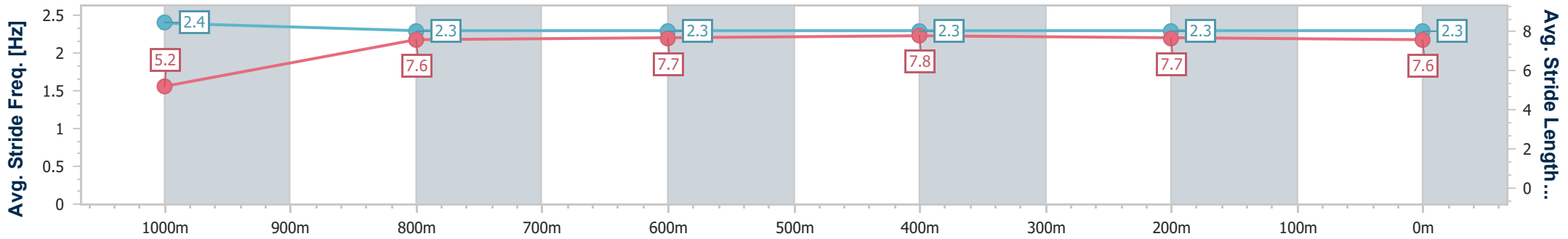
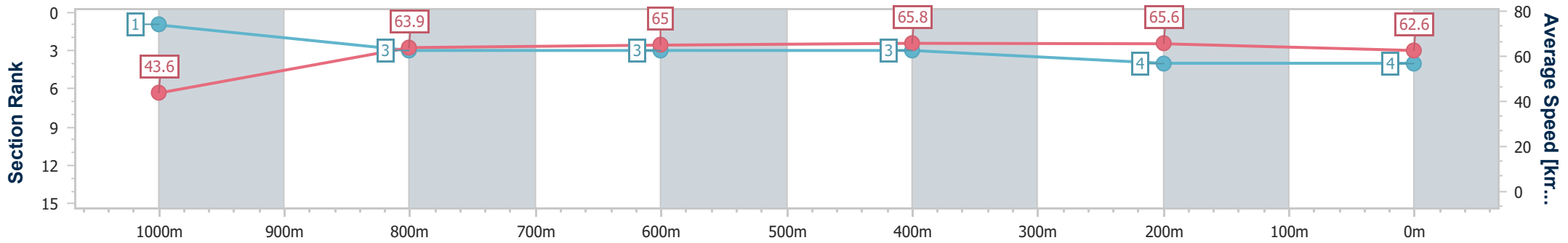
Race 5: TAB Class 6 Handicap - 1100m

06 May 2024 - 15:15



Track Rating: Good 4, Weather: Showers, Rail Position: True

Section	Overall	1000m	800m	600m	400m	200m
Section Times	1:03.95 [4] (0:08.28)	0:55.67 [1] (0:11.25)	0:44.42 [3] (0:11.02)	0:33.40 [3] (0:10.92)	0:22.48 [3] (0:10.98)	0:11.50 [4] (0:11.50)
Average Speed [km/h]	43.6	63.9	65.0	65.8	65.6	62.6
Top Speed [km/h]	63.3	64.5	66.8	66.0	66.1	65.1
Avg. Dist. to Rail [m]	6.6	0.8	0.6	0.6	0.8	1.2
Avg. Stride Freq. [Hz]	2.4	2.3	2.3	2.3	2.3	2.3
Avg. Stride Length [m]	5.2	7.6	7.7	7.8	7.7	7.6



- [] Ranking at each section and finish
- .-.- No data available at this section
- NA No data available



Horse/Jockey Name	I Am Voodoo
Final Rank	5
Fastest Section Time (Section)	0:08.43 (Overall)
Top Speed [km/h] (Section)	67.1 (400m)
Race State	Finished



Ipswich QLD Professional

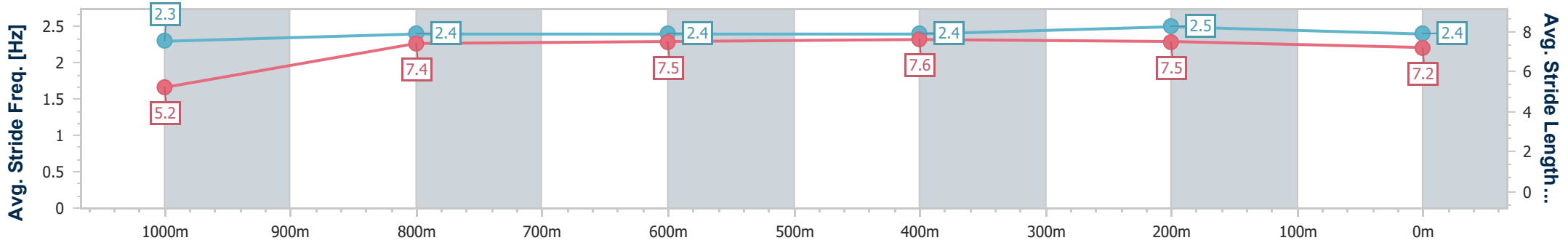
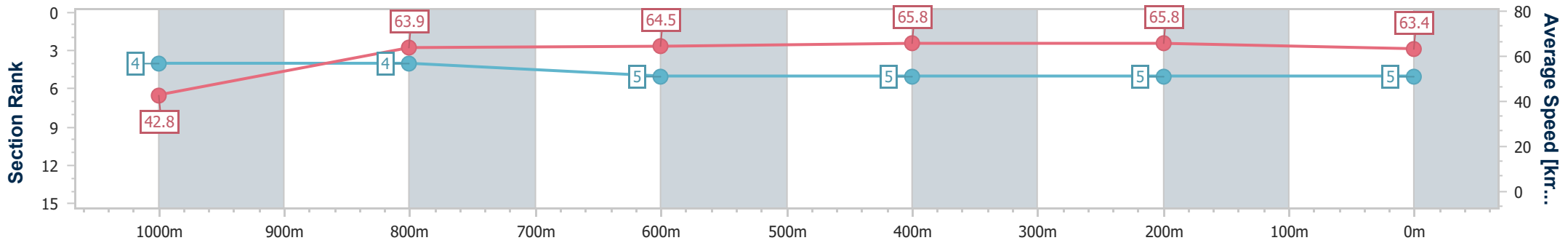
Race 5: TAB Class 6 Handicap - 1100m

06 May 2024 - 15:15



Track Rating: Good 4, Weather: Showers, Rail Position: True

Section	Overall	1000m	800m	600m	400m	200m
Section Times	1:04.00 [5] (0:08.43)	0:55.57 [4] (0:11.28)	0:44.29 [4] (0:11.10)	0:33.19 [5] (0:10.93)	0:22.26 [5] (0:10.90)	0:11.36 [5] (0:11.36)
Average Speed [km/h]	42.8	63.9	64.5	65.8	65.8	63.4
Top Speed [km/h]	60.7	66.0	65.9	66.9	67.1	65.7
Avg. Dist. to Rail [m]	4.3	0.5	0.6	0.8	0.4	0.5
Avg. Stride Freq. [Hz]	2.3	2.4	2.4	2.4	2.5	2.4
Avg. Stride Length [m]	5.2	7.4	7.5	7.6	7.5	7.2



- [] Ranking at each section and finish
- .-.- No data available at this section
- NA No data available



Horse/Jockey Name	Harlequin Field
Final Rank	6
Fastest Section Time (Section)	0:08.74 (Overall)
Top Speed [km/h] (Section)	67.2 (600m)
Race State	Finished

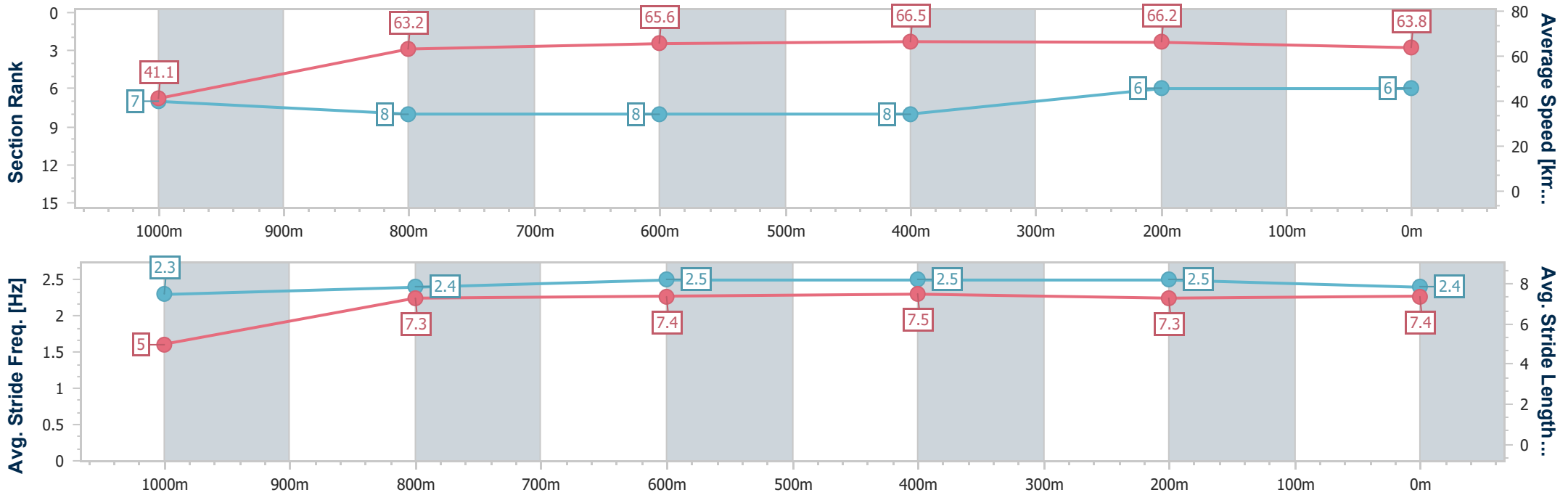


Ipswich QLD Professional
 Race 5: TAB Class 6 Handicap - 1100m
 06 May 2024 - 15:15



Track Rating: Good 4, Weather: Showers, Rail Position: True

Section	Overall	1000m	800m	600m	400m	200m
Section Times	1:04.11 [6] (0:08.74)	0:55.37 [7] (0:11.49)	0:43.88 [8] (0:10.99)	0:32.89 [8] (0:10.76)	0:22.13 [8] (0:10.86)	0:11.27 [6] (0:11.27)
Average Speed [km/h]	41.1	63.2	65.6	66.5	66.2	63.8
Top Speed [km/h]	61.3	64.3	67.0	67.2	67.1	66.2
Avg. Dist. to Rail [m]	11.3	3.0	0.9	1.1	0.8	1.7
Avg. Stride Freq. [Hz]	2.3	2.4	2.5	2.5	2.5	2.4
Avg. Stride Length [m]	5.0	7.3	7.4	7.5	7.3	7.4



- [] Ranking at each section and finish
- .-.- No data available at this section
- NA No data available



Horse/Jockey Name	Vetta Velocita
Final Rank	7
Fastest Section Time (Section)	0:08.69 (Overall)
Top Speed [km/h] (Section)	67.0 (600m)
Race State	Finished



Ipswich QLD Professional

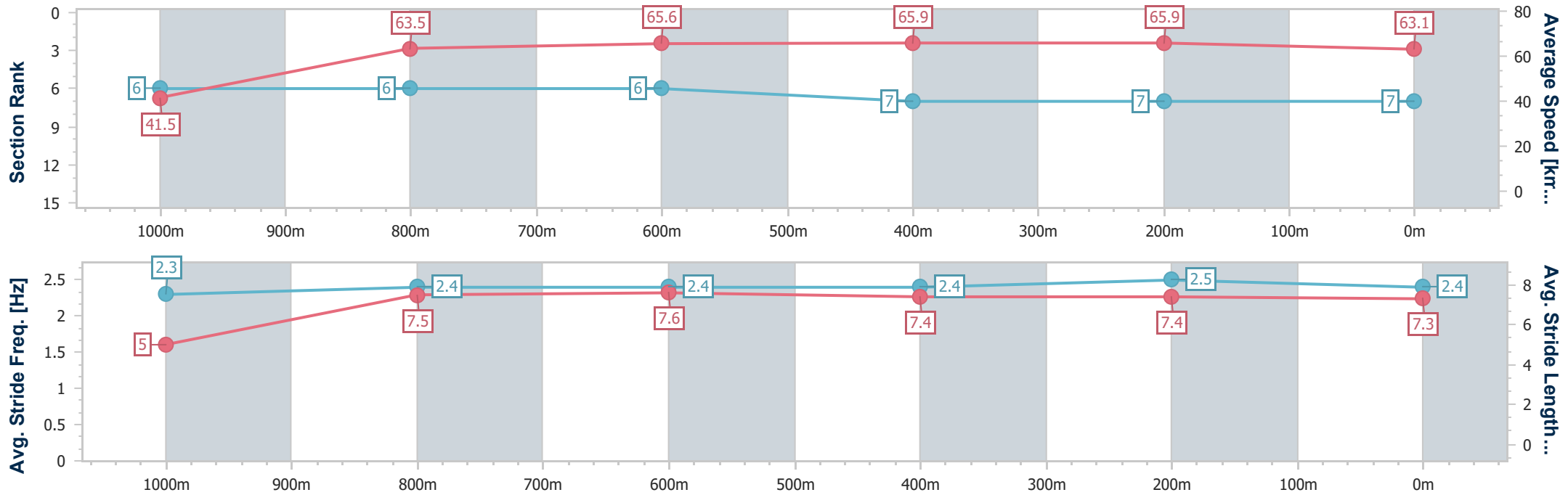
Race 5: TAB Class 6 Handicap - 1100m

06 May 2024 - 15:15



Track Rating: Good 4, Weather: Showers, Rail Position: True

Section	Overall	1000m	800m	600m	400m	200m
Section Times	1:04.27 [7] (0:08.69)	0:55.58 [6] (0:11.34)	0:44.24 [6] (0:10.97)	0:33.27 [6] (0:10.93)	0:22.34 [7] (0:10.93)	0:11.41 [7] (0:11.41)
Average Speed [km/h]	41.5	63.5	65.6	65.9	65.9	63.1
Top Speed [km/h]	61.7	65.4	66.3	67.0	66.6	66.1
Avg. Dist. to Rail [m]	3.2	0.3	0.4	0.3	1.7	3.8
Avg. Stride Freq. [Hz]	2.3	2.4	2.4	2.4	2.5	2.4
Avg. Stride Length [m]	5.0	7.5	7.6	7.4	7.4	7.3



- [] Ranking at each section and finish
- .-.- No data available at this section
- NA No data available



Horse/Jockey Name	Bitcoin Baby
Final Rank	8
Fastest Section Time (Section)	0:08.89 (Overall)
Top Speed [km/h] (Section)	66.7 (600m)
Race State	Finished



Ipswich QLD Professional

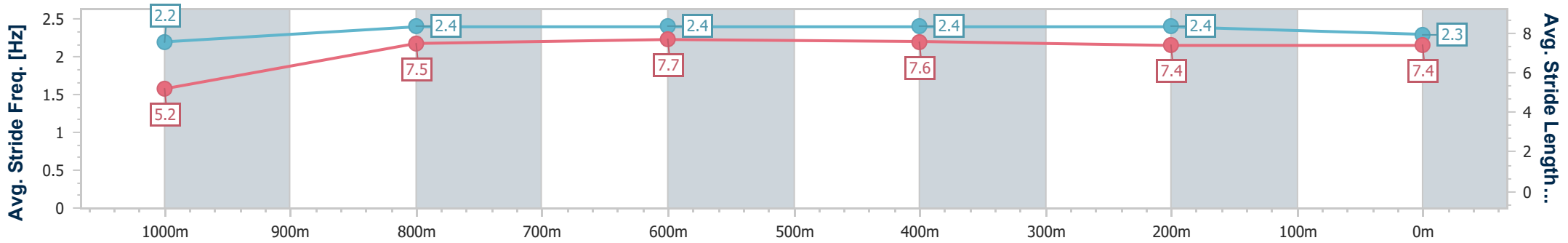
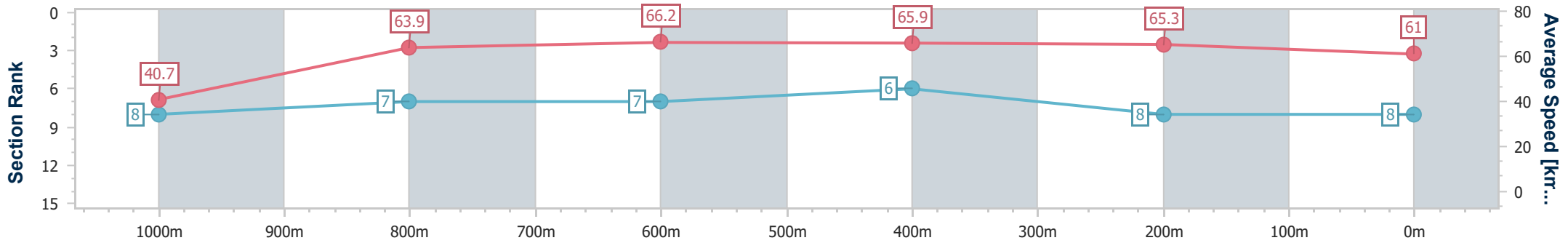
Race 5: TAB Class 6 Handicap - 1100m

06 May 2024 - 15:15



Track Rating: Good 4, Weather: Showers, Rail Position: True

Section	Overall	1000m	800m	600m	400m	200m
Section Times	1:04.79 [8] (0:08.89)	0:55.90 [8] (0:11.29)	0:44.61 [7] (0:10.87)	0:33.74 [7] (0:10.86)	0:22.88 [6] (0:11.08)	0:11.80 [8] (0:11.80)
Average Speed [km/h]	40.7	63.9	66.2	65.9	65.3	61.0
Top Speed [km/h]	59.3	66.5	66.7	66.7	66.2	64.9
Avg. Dist. to Rail [m]	6.1	1.2	0.6	0.7	2.0	5.2
Avg. Stride Freq. [Hz]	2.2	2.4	2.4	2.4	2.4	2.3
Avg. Stride Length [m]	5.2	7.5	7.7	7.6	7.4	7.4



- [] Ranking at each section and finish
- .-.-.- No data available at this section
- NA No data available

Track Rating: Good, Weather: Fine, Rail Position: True

Section		Field Times												
Overall	1400m	1200m	1000m	800m	600m	400m	Last 600m							
1:40.91 (0:17.86)	1:23.05 (0:11.27)	1:11.78 (0:12.20)	0:59.58 (0:12.32)	0:47.26 (0:11.89)	0:35.37 (0:11.80)	0:23.57 (0:11.93)	0:35.37							
Rank	TAB	Horse/Jockey	Barrier	Top Speed [km/h]	Fastest Section								Distance Travelled [m]	
1	5	DULCET James Orman	2	66.5 1400m	0:11.29 1400m	1:40.91 [1] (0:18.28)	1:22.63 [5] (0:11.29)	1:11.34 [5] (0:12.29)	0:59.05 [5] (0:12.36)	0:46.69 [5] (0:11.86)	0:34.83 [5] (0:11.66)	0:23.17 [5] (0:11.57)	0:34.83	
2	15	BID FOR FAME Damien Thornton	6	66.2 Overall	0:11.48 1400m	1:40.99 [2] (0:18.02)	1:22.97 [4] (0:11.48)	1:11.49 [4] (0:12.20)	0:59.29 [4] (0:12.36)	0:46.93 [4] (0:11.86)	0:35.07 [4] (0:11.64)	0:23.43 [3] (0:11.71)	0:35.07	+6
3	4	TAMBOURINE MAN Melea Castle	1	66.8 Overall	0:11.44 1400m	1:41.41 [3] (0:17.86)	1:23.55 [1] (0:11.44)	1:12.11 [3] (0:12.30)	0:59.81 [3] (0:12.32)	0:47.49 [3] (0:11.84)	0:35.65 [3] (0:11.88)	0:23.77 [4] (0:11.71)	0:35.65	-1
4	14	AU REVOIR Robbie Dolan	4	64.6 Overall	0:11.46 1400m	1:41.46 [4] (0:18.30)	1:23.16 [6] (0:11.46)	1:11.70 [6] (0:12.26)	0:59.44 [6] (0:12.32)	0:47.12 [6] (0:11.89)	0:35.23 [6] (0:11.63)	0:23.60 [6] (0:11.73)	0:35.23	+4
5	7	AROUND THE BUOY Tahlia Fenlon	3	63.8 Overall	0:11.45 600m	1:41.54 [5] (0:18.67)	1:22.87 [10] (0:11.52)	1:11.35 [11] (0:12.31)	0:59.04 [11] (0:12.35)	0:46.69 [12] (0:11.92)	0:34.77 [12] (0:11.45)	0:23.32 [12] (0:11.55)	0:34.77	-1
6	17	ROCKED Mark Du Plessis	11	64.2 Overall	0:11.52 1400m	1:41.83 [6] (0:18.88)	1:22.95 [12] (0:11.52)	1:11.43 [12] (0:12.12)	0:59.31 [12] (0:12.21)	0:47.10 [10] (0:11.89)	0:35.21 [10] (0:11.56)	0:23.65 [11] (0:11.73)	0:35.21	+4
7	11	RED VICAR Ryan Maloney	5	65.4 Overall	0:11.40 1400m	1:41.84 [7] (0:18.45)	1:23.39 [9] (0:11.40)	1:11.99 [8] (0:12.35)	0:59.64 [8] (0:12.33)	0:47.31 [8] (0:11.89)	0:35.42 [9] (0:11.60)	0:23.82 [7] (0:11.82)	0:35.42	+1
8	22	DEAL AN ACE Kyle Wilson-Taylor	12	64.9 600m	0:11.43 600m	1:41.88 [8] (0:18.70)	1:23.18 [11] (0:11.46)	1:11.72 [10] (0:12.23)	0:59.49 [10] (0:12.37)	0:47.12 [11] (0:11.90)	0:35.22 [11] (0:11.43)	0:23.79 [9] (0:11.81)	0:35.22	+11
9	3	GREEK STAR Dan McGillivray	8	66.5 1400m	0:11.25 1400m	1:41.92 [9] (0:17.88)	1:24.04 [2] (0:11.25)	1:12.79 [1] (0:12.20)	1:00.59 [1] (0:12.32)	0:48.27 [1] (0:11.89)	0:36.38 [1] (0:11.80)	0:24.58 [1] (0:12.04)	0:36.38	-1
10	16	PLAIMONT Andrew Mallyon	16	64.3 1400m	0:11.43 1400m	1:42.06 [10] (0:19.01)	1:23.05 [13] (0:11.43)	1:11.62 [13] (0:12.32)	0:59.30 [13] (0:12.32)	0:46.98 [14] (0:11.95)	0:35.03 [14] (0:11.56)	0:23.47 [14] (0:11.62)	0:35.03	+0

Scratched: All's Fair (#2), Jac The Great (#12), Scottish Prince (#6), Kerchak (#1), Termite (#24), Yukanuma (#9), Alpha Jane (#19), Classique Gal (#21)

06 May 2024 - 15:50

Track Rating: Good, Weather: Fine, Rail Position: True

Section		Overall	1400m	1200m	1000m	800m	600m	400m	Last 600m				
Field Times		1:40.91 (0:17.86)	1:23.05 (0:11.27)	1:11.78 (0:12.20)	0:59.58 (0:12.32)	0:47.26 (0:11.89)	0:35.37 (0:11.80)	0:23.57 (0:11.93)	0:35.37				
Rank	TAB Horse/Jockey	Barrier	Top Speed [km/h]	Fastest Section	Distance Travelled [m]								
11	8 THE GOLDEN SOUL Brooke Ainsworth	15	66.3 Overall	0:11.41 1400m	1:42.22 [11] (0:18.39)	1:23.83 [8] (0:11.41)	1:12.42 [7] (0:12.33)	1:00.09 [7] (0:12.32)	0:47.77 [7] (0:11.95)	0:35.82 [7] (0:11.73)	0:24.09 [10] (0:12.05)	0:35.82	+10
12	13 ADELAIDE'S LACE Jag Guthmann-Chester	13	65.7 Overall	0:11.61 1400m	1:42.40 [12] (0:18.38)	1:24.02 [7] (0:11.61)	1:12.41 [9] (0:12.31)	1:00.10 [9] (0:12.24)	0:47.86 [9] (0:11.87)	0:35.99 [8] (0:11.62)	0:24.37 [8] (0:11.90)	0:35.99	+6
13	20 THE SEEKER Michael Cahill	23	64.5 1400m	0:11.34 1400m	1:42.55 [13] (0:19.86)	1:22.69 [16] (0:11.34)	1:11.35 [16] (0:11.99)	0:59.36 [16] (0:12.12)	0:47.24 [15] (0:11.84)	0:35.40 [15] (0:11.53)	0:23.87 [15] (0:11.71)	0:35.40	+9
14	23 SAYS WHO Karl Zechner	19	66.8 Overall	0:11.47 1400m	1:42.70 [14] (0:19.12)	1:23.58 [14] (0:11.47)	1:12.11 [14] (0:12.28)	0:59.83 [14] (0:12.19)	0:47.64 [13] (0:11.89)	0:35.75 [13] (0:11.60)	0:24.15 [13] (0:11.92)	0:35.75	+6
15	10 AMADI Martin Harley	21	64.3 1400m	0:11.37 1400m	1:43.04 [15] (0:19.39)	1:23.65 [15] (0:11.37)	1:12.28 [15] (0:12.29)	0:59.99 [15] (0:12.34)	0:47.65 [16] (0:11.94)	0:35.71 [16] (0:11.41)	0:24.30 [16] (0:11.69)	0:35.71	+3
16	18 HOT BANANAS Emily Lang	7	66.0 Overall	0:11.31 1400m	1:43.49 [16] (0:17.99)	1:25.50 [3] (0:11.31)	1:14.19 [2] (0:12.10)	1:02.09 [2] (0:12.35)	0:49.74 [2] (0:11.84)	0:37.90 [2] (0:11.93)	0:25.97 [2] (0:12.38)	0:37.90	+5

Scratched: All's Fair (#2), Jac The Great (#12), Scottish Prince (#6), Kerchak (#1), Termite (#24), Yukanuma (#9), Alpha Jane (#19), Classique Gal (#21)



Ipswich QLD Professional
 Race 6: SEVEN NEWS BENCHMARK 62 Handicap - 1666m
 06 May 2024 - 15:50



Track Rating: Good, Weather: Fine, Rail Position: True

Section							200m			Last 600m
Field Times							0:11.64			0:35.37
							(0:11.64)			
Rank	TAB	Horse/Jockey	Barrier	Top Speed [km/h]	Fastest Section	Margin			Distance Travelled [m]	
1	5	DULCET James Orman	2	66.5 1400m	0:11.29 1400m	0:11.60 [2] (0:11.60)	1:40.91		0:34.83	
2	15	BID FOR FAME Damien Thornton	6	66.2 Overall	0:11.48 1400m	0:11.72 [1] (0:11.72)	0.48L		0:35.07 +6	
3	4	TAMBOURINE MAN Melea Castle	1	66.8 Overall	0:11.44 1400m	0:12.06 [3] (0:12.06)	2.94L		0:35.65 -1	
4	14	AU REVOIR Robbie Dolan	4	64.6 Overall	0:11.46 1400m	0:11.87 [5] (0:11.87)	3.21L		0:35.23 +4	
5	7	AROUND THE BUOY Tahlia Fenlon	3	63.8 Overall	0:11.45 600m	0:11.77 [6] (0:11.77)	3.68L		0:34.77 -1	
6	17	ROCKED Mark Du Plessis	11	64.2 Overall	0:11.52 1400m	0:11.92 [10] (0:11.92)	5.4L		0:35.21 +4	
7	11	RED VICAR Ryan Maloney	5	65.4 Overall	0:11.40 1400m	0:12.00 [7] (0:12.00)	5.47L		0:35.42 +1	
8	22	DEAL AN ACE Kyle Wilson-Taylor	12	64.9 600m	0:11.43 600m	0:11.98 [9] (0:11.98)	5.72L		0:35.22 +11	
9	3	GREEK STAR Dan McGillivray	8	66.5 1400m	0:11.25 1400m	0:12.54 [4] (0:12.54)	5.96L		0:36.38 -1	
10	16	PLAIMONT Andrew Mallyon	16	64.3 1400m	0:11.43 1400m	0:11.85 [13] (0:11.85)	6.77L		0:35.03 +0	

Scratched: All's Fair (#2), Jac The Great (#12), Scottish Prince (#6), Kerchak (#1), Termite (#24), Yukanuma (#9), Alpha Jane (#19), Classique Gal (#21)

[] Ranking at each section and finish
 -:-:- No data available at this section
 NA No data available

SCN Saddle cloth number
 DNF Did not finish
 DNT Did not track

Track Rating: Good, Weather: Fine, Rail Position: True

Section				200m				Last 600m	
Field Times				0:11.64 (0:11.64)				0:35.37	
Rank	TAB	Horse/Jockey	Barrier	Top Speed [km/h]	Fastest Section	Margin			Distance Travelled [m]
11	8	THE GOLDEN SOUL Brooke Ainsworth	15	66.3 Overall	0:11.41 1400m	0:12.04 [12] (0:12.04)	7.7L		0:35.82 +10
12	13	ADELAIDE'S LACE Jag Guthmann-Chester	13	65.7 Overall	0:11.61 1400m	0:12.47 [11] (0:12.47)	8.79L		0:35.99 +6
13	20	THE SEEKER Michael Cahill	23	64.5 1400m	0:11.34 1400m	0:12.16 [14] (0:12.16)	9.64L		0:35.40 +9
14	23	SAYS WHO Karl Zechner	19	66.8 Overall	0:11.47 1400m	0:12.23 [16] (0:12.23)	10.5L		0:35.75 +6
15	10	AMADI Martin Harley	21	64.3 1400m	0:11.37 1400m	0:12.61 [15] (0:12.61)	12.53L		0:35.71 +3
16	18	HOT BANANAS Emily Lang	7	66.0 Overall	0:11.31 1400m	0:13.59 [8] (0:13.59)	15.17L		0:37.90 +5

Scratched: All's Fair (#2), Jac The Great (#12), Scottish Prince (#6), Kerchak (#1), Termite (#24), Yukanuma (#9), Alpha Jane (#19), Classique Gal (#21)



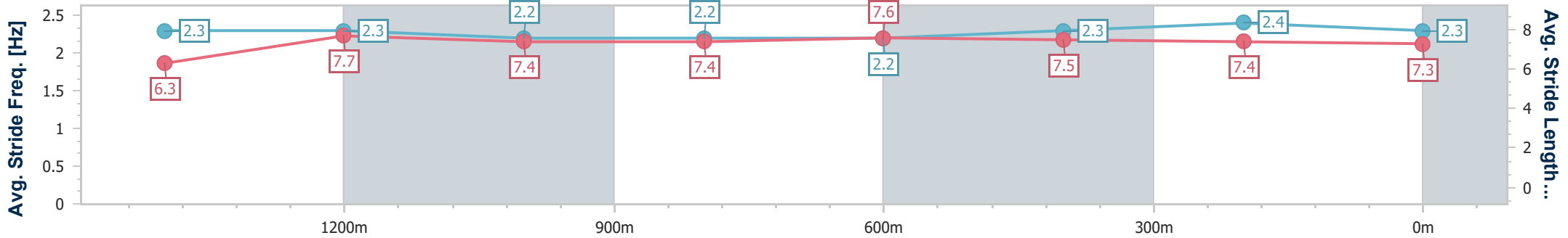
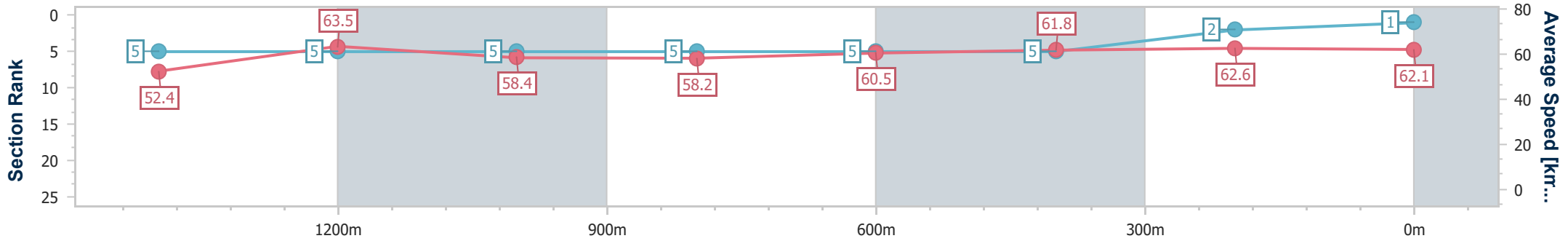
Horse/Jockey Name	Dulcet
Final Rank	1
Fastest Section Time (Section)	0:11.29 (1400m)
Top Speed [km/h] (Section)	66.5 (1400m)
Race State	Finished



Ipswich QLD Professional
 Race 6: SEVEN NEWS BENCHMARK 62 Handicap - 1666m
 06 May 2024 - 15:50
 Track Rating: Good, Weather: Fine, Rail Position: True



Section	Overall	1400m	1200m	1000m	800m	600m	400m	200m
Section Times	1:40.91 [1] (0:18.28)	1:22.63 [5] (0:11.29)	1:11.34 [5] (0:12.29)	0:59.05 [5] (0:12.36)	0:46.69 [5] (0:11.86)	0:34.83 [5] (0:11.66)	0:23.17 [5] (0:11.57)	0:11.60 [2] (0:11.60)
Average Speed [km/h]	52.4	63.5	58.4	58.2	60.5	61.8	62.6	62.1
Top Speed [km/h]	66.2	66.5	60.5	59.6	63.9	64.3	64.3	63.9
Avg. Dist. to Rail [m]	3.3	1.2	0.8	0.4	0.4	0.4	1.5	2.4
Avg. Stride Freq. [Hz]	2.3	2.3	2.2	2.2	2.2	2.3	2.4	2.3
Avg. Stride Length [m]	6.3	7.7	7.4	7.4	7.6	7.5	7.4	7.3



- [] Ranking at each section and finish
- .-.- No data available at this section
- NA No data available



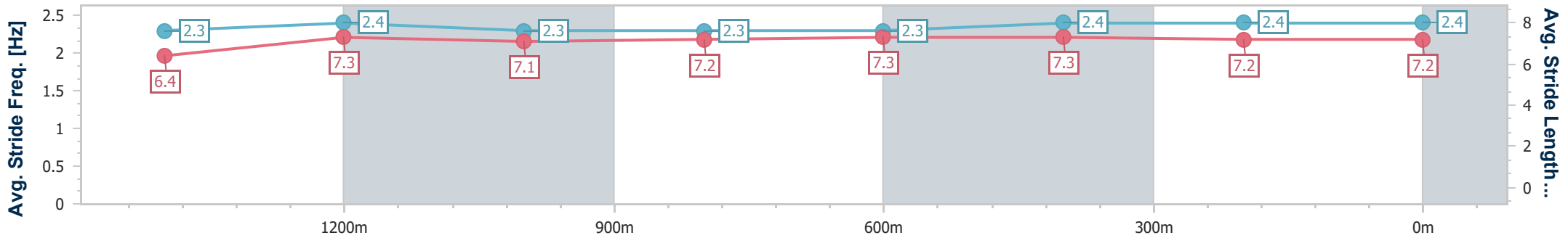
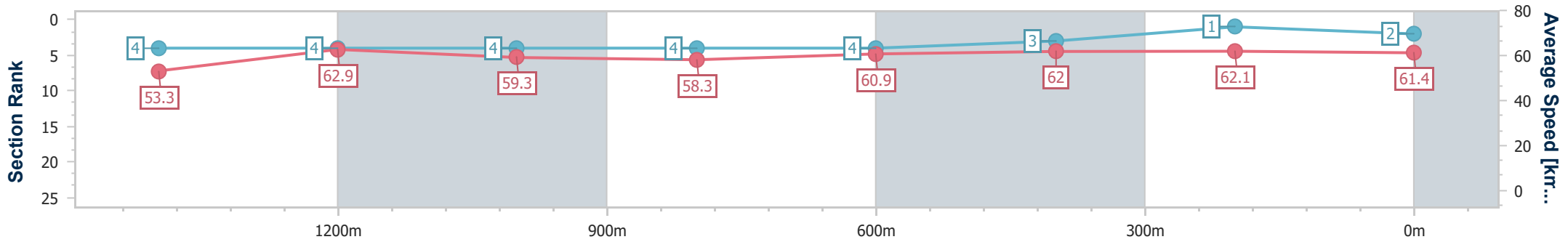
Horse/Jockey Name	Bid For Fame
Final Rank	2
Fastest Section Time (Section)	0:11.48 (1400m)
Top Speed [km/h] (Section)	66.2 (Overall)
Race State	Finished



Ipswich QLD Professional
 Race 6: SEVEN NEWS BENCHMARK 62 Handicap - 1666m
 06 May 2024 - 15:50
 Track Rating: Good, Weather: Fine, Rail Position: True



Section	Overall	1400m	1200m	1000m	800m	600m	400m	200m
Section Times	1:40.99 [2] (0:18.02)	1:22.97 [4] (0:11.48)	1:11.49 [4] (0:12.20)	0:59.29 [4] (0:12.36)	0:46.93 [4] (0:11.86)	0:35.07 [4] (0:11.64)	0:23.43 [3] (0:11.71)	0:11.72 [1] (0:11.72)
Average Speed [km/h]	53.3	62.9	59.3	58.3	60.9	62.0	62.1	61.4
Top Speed [km/h]	66.2	64.2	61.2	59.1	62.3	62.7	62.8	62.4
Avg. Dist. to Rail [m]	5.7	0.6	1.0	0.9	0.3	0.6	3.3	4.1
Avg. Stride Freq. [Hz]	2.3	2.4	2.3	2.3	2.3	2.4	2.4	2.4
Avg. Stride Length [m]	6.4	7.3	7.1	7.2	7.3	7.3	7.2	7.2



- [] Ranking at each section and finish
- .-.- No data available at this section
- NA No data available



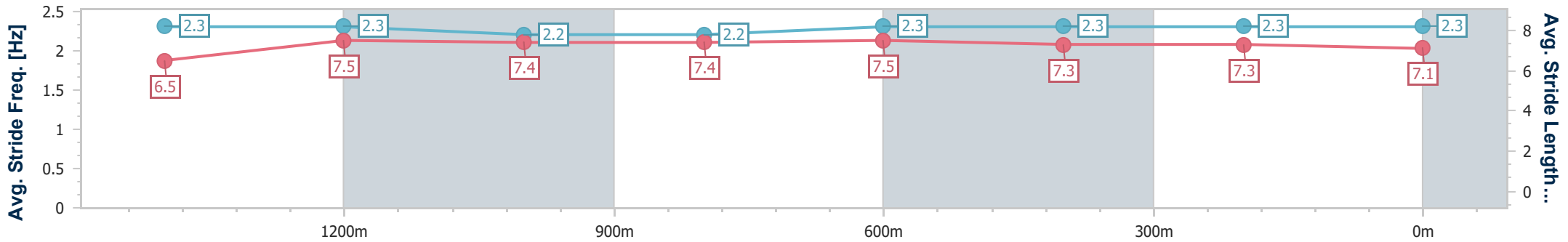
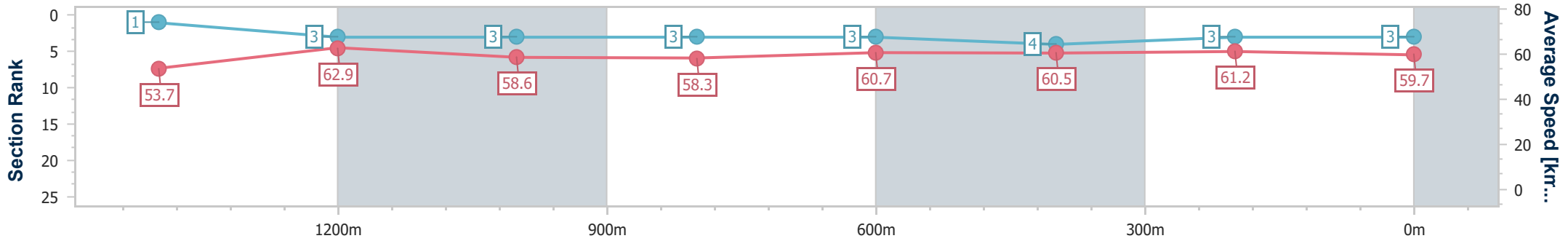
Horse/Jockey Name	Tambourine Man
Final Rank	3
Fastest Section Time (Section)	0:11.44 (1400m)
Top Speed [km/h] (Section)	66.8 (Overall)
Race State	Finished



Ipswich QLD Professional
 Race 6: SEVEN NEWS BENCHMARK 62 Handicap - 1666m
 06 May 2024 - 15:50
 Track Rating: Good, Weather: Fine, Rail Position: True



Section	Overall	1400m	1200m	1000m	800m	600m	400m	200m
Section Times	1:41.41 [3] (0:17.86)	1:23.55 [1] (0:11.44)	1:12.11 [3] (0:12.30)	0:59.81 [3] (0:12.32)	0:47.49 [3] (0:11.84)	0:35.65 [3] (0:11.88)	0:23.77 [4] (0:11.71)	0:12.06 [3] (0:12.06)
Average Speed [km/h]	53.7	62.9	58.6	58.3	60.7	60.5	61.2	59.7
Top Speed [km/h]	66.8	66.1	60.9	59.6	61.8	61.8	62.1	61.7
Avg. Dist. to Rail [m]	2.2	0.1	0.2	0.1	0.4	0.8	0.7	0.6
Avg. Stride Freq. [Hz]	2.3	2.3	2.2	2.2	2.3	2.3	2.3	2.3
Avg. Stride Length [m]	6.5	7.5	7.4	7.4	7.5	7.3	7.3	7.1



- [] Ranking at each section and finish
- .-.- No data available at this section
- NA No data available



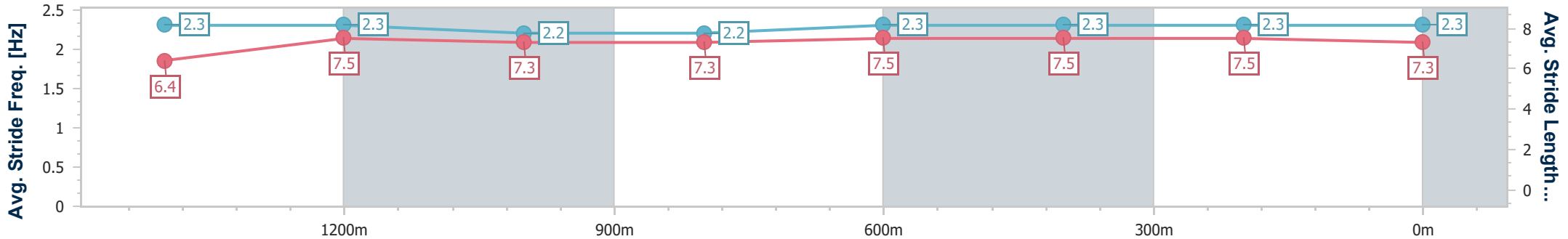
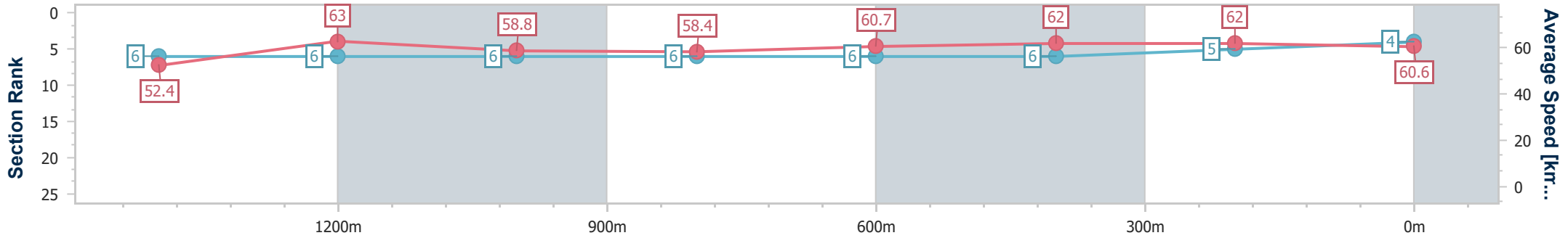
Horse/Jockey Name	Au Revoir
Final Rank	4
Fastest Section Time (Section)	0:11.46 (1400m)
Top Speed [km/h] (Section)	64.6 (Overall)
Race State	Finished



Ipswich QLD Professional
 Race 6: SEVEN NEWS BENCHMARK 62 Handicap - 1666m
 06 May 2024 - 15:50
 Track Rating: Good, Weather: Fine, Rail Position: True



Section	Overall	1400m	1200m	1000m	800m	600m	400m	200m					
Section Times	1:41.46 [4] (0:18.30)	1:23.16 [6] (0:11.46)	1:11.70 [6] (0:12.26)	0:59.44 [6] (0:12.32)	0:47.12 [6] (0:11.89)	0:35.23 [6] (0:11.63)	0:23.60 [6] (0:11.73)	0:11.87 [5] (0:11.87)					
Average Speed [km/h]	52.4	63.0	58.8	58.4	60.7	62.0	62.0	60.6					
Top Speed [km/h]	64.6	64.1	61.0	58.7	62.3	63.4	62.8	62.8					
Avg. Dist. to Rail [m]	4.6	0.3	0.3	0.3	0.2	0.7	3.3	5.1					
Avg. Stride Freq. [Hz]	2.3	2.3	2.2	2.2	2.3	2.3	2.3	2.3					
Avg. Stride Length [m]	6.4	7.5	7.3	7.3	7.5	7.5	7.5	7.3					



- [] Ranking at each section and finish
- .-.- No data available at this section
- NA No data available



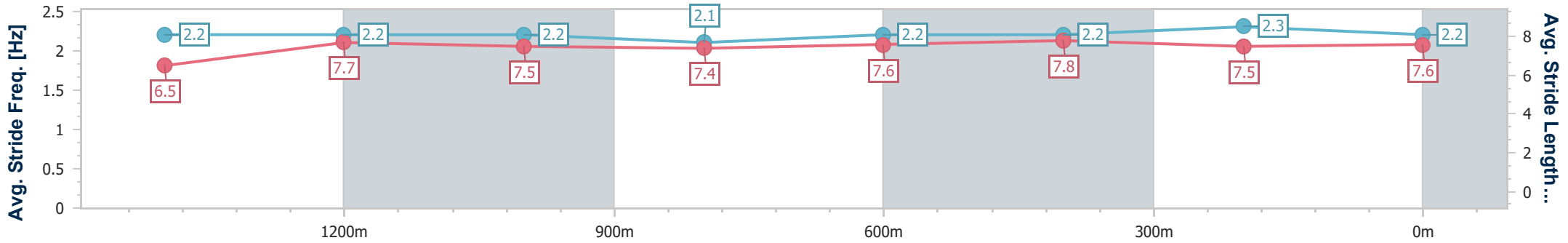
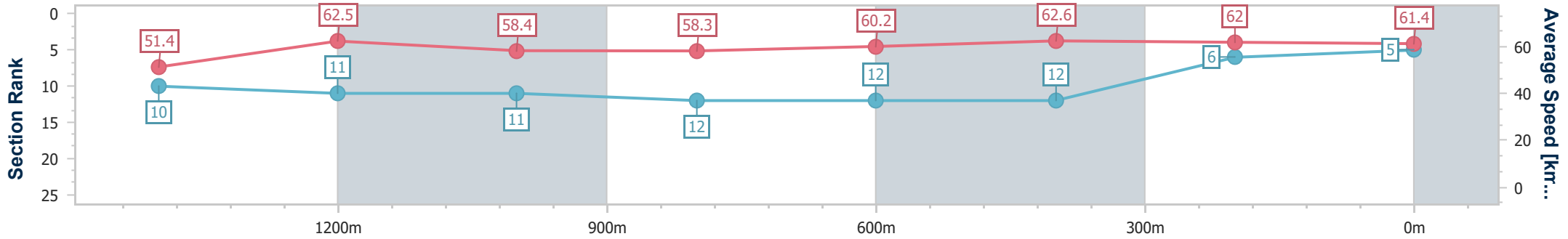
Horse/Jockey Name	Around The Buoy
Final Rank	5
Fastest Section Time (Section)	0:11.45 (600m)
Top Speed [km/h] (Section)	63.8 (Overall)
Race State	Finished



Ipswich QLD Professional
 Race 6: SEVEN NEWS BENCHMARK 62 Handicap - 1666m
 06 May 2024 - 15:50
 Track Rating: Good, Weather: Fine, Rail Position: True



Section	Overall	1400m	1200m	1000m	800m	600m	400m	200m					
Section Times	1:41.54 [5] (0:18.67)	1:22.87 [10] (0:11.52)	1:11.35 [11] (0:12.31)	0:59.04 [11] (0:12.35)	0:46.69 [12] (0:11.92)	0:34.77 [12] (0:11.45)	0:23.32 [12] (0:11.55)	0:11.77 [6]					
Average Speed [km/h]	51.4	62.5	58.4	58.3	60.2	62.6	62.0	61.4					
Top Speed [km/h]	63.8	63.5	60.7	59.1	62.5	63.4	62.6	62.5					
Avg. Dist. to Rail [m]	3.5	0.2	0.2	0.1	0.5	0.7	0.8	1.2					
Avg. Stride Freq. [Hz]	2.2	2.2	2.2	2.1	2.2	2.2	2.3	2.2					
Avg. Stride Length [m]	6.5	7.7	7.5	7.4	7.6	7.8	7.5	7.6					



- [] Ranking at each section and finish
- .-.- No data available at this section
- NA No data available



Horse/Jockey Name	Rocked
Final Rank	6
Fastest Section Time (Section)	0:11.52 (1400m)
Top Speed [km/h] (Section)	64.2 (Overall)
Race State	Finished



Ipswich QLD Professional

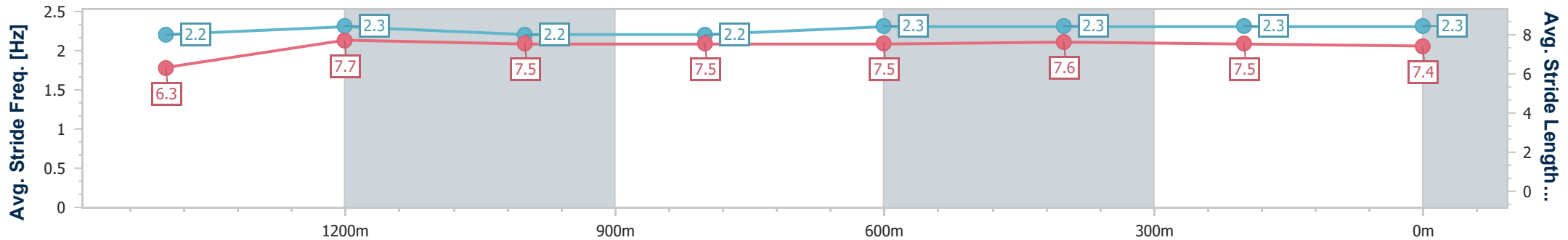
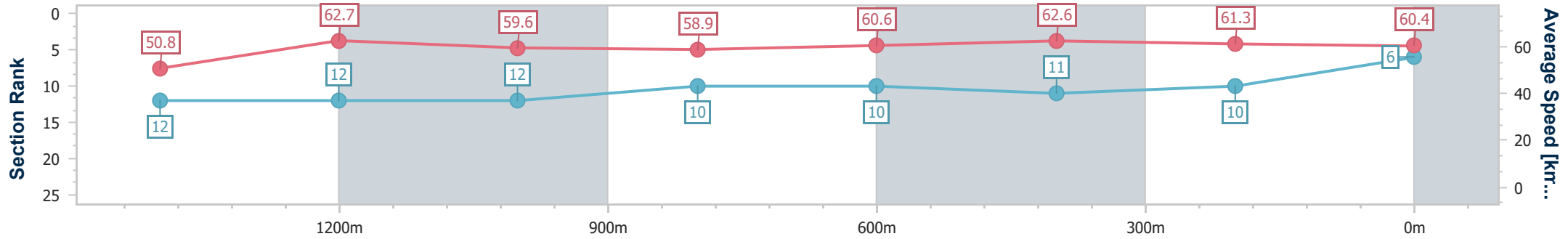
Race 6: SEVEN NEWS BENCHMARK 62 Handicap - 1666m

06 May 2024 - 15:50



Track Rating: Good, Weather: Fine, Rail Position: True

Section	Overall	1400m	1200m	1000m	800m	600m	400m	200m
Section Times	1:41.83 [6] (0:18.88)	1:22.95 [12] (0:11.52)	1:11.43 [12] (0:12.12)	0:59.31 [12] (0:12.21)	0:47.10 [10] (0:11.89)	0:35.21 [10] (0:11.56)	0:23.65 [11] (0:11.73)	0:11.92 [10] (0:11.92)
Average Speed [km/h]	50.8	62.7	59.6	58.9	60.6	62.6	61.3	60.4
Top Speed [km/h]	64.2	63.5	61.4	59.6	62.9	63.0	62.5	61.7
Avg. Dist. to Rail [m]	6.4	0.4	0.4	0.4	0.2	0.8	1.4	4.1
Avg. Stride Freq. [Hz]	2.2	2.3	2.2	2.2	2.3	2.3	2.3	2.3
Avg. Stride Length [m]	6.3	7.7	7.5	7.5	7.5	7.6	7.5	7.4



- [] Ranking at each section and finish
- .-.- No data available at this section
- NA No data available



Horse/Jockey Name	Red Vicar
Final Rank	7
Fastest Section Time (Section)	0:11.40 (1400m)
Top Speed [km/h] (Section)	65.4 (Overall)
Race State	Finished



Ipswich QLD Professional

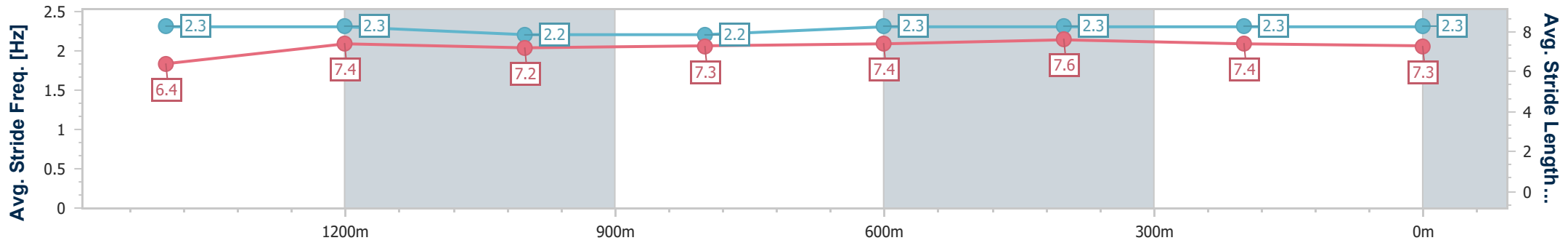
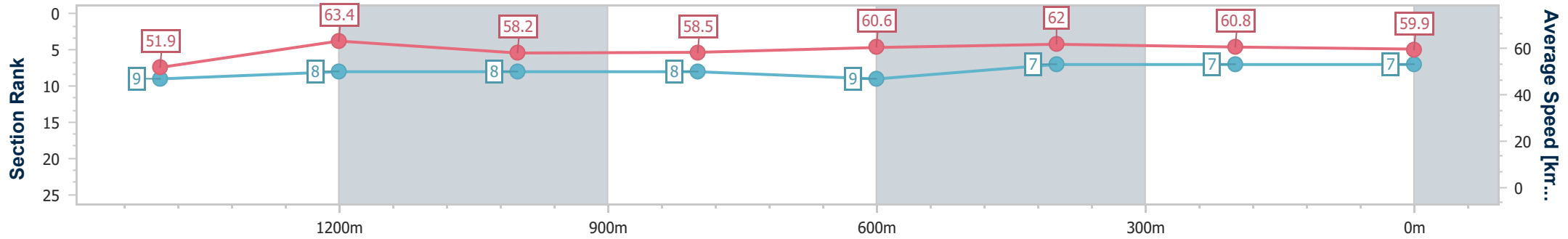
Race 6: SEVEN NEWS BENCHMARK 62 Handicap - 1666m

06 May 2024 - 15:50



Track Rating: Good, Weather: Fine, Rail Position: True

Section	Overall	1400m	1200m	1000m	800m	600m	400m	200m
Section Times	1:41.84 [7] (0:18.45)	1:23.39 [9] (0:11.40)	1:11.99 [8] (0:12.35)	0:59.64 [8] (0:12.33)	0:47.31 [8] (0:11.89)	0:35.42 [9] (0:11.60)	0:23.82 [7] (0:11.82)	0:12.00 [7] (0:12.00)
Average Speed [km/h]	51.9	63.4	58.2	58.5	60.6	62.0	60.8	59.9
Top Speed [km/h]	65.4	65.2	60.3	59.6	62.2	63.6	61.5	61.9
Avg. Dist. to Rail [m]	5.1	0.1	0.2	0.3	0.2	0.2	0.3	2.2
Avg. Stride Freq. [Hz]	2.3	2.3	2.2	2.2	2.3	2.3	2.3	2.3
Avg. Stride Length [m]	6.4	7.4	7.2	7.3	7.4	7.6	7.4	7.3



- [] Ranking at each section and finish
- .-.- No data available at this section
- NA No data available



Horse/Jockey Name	Deal An Ace
Final Rank	8
Fastest Section Time (Section)	0:11.43 (600m)
Top Speed [km/h] (Section)	64.9 (600m)
Race State	Finished



Ipswich QLD Professional

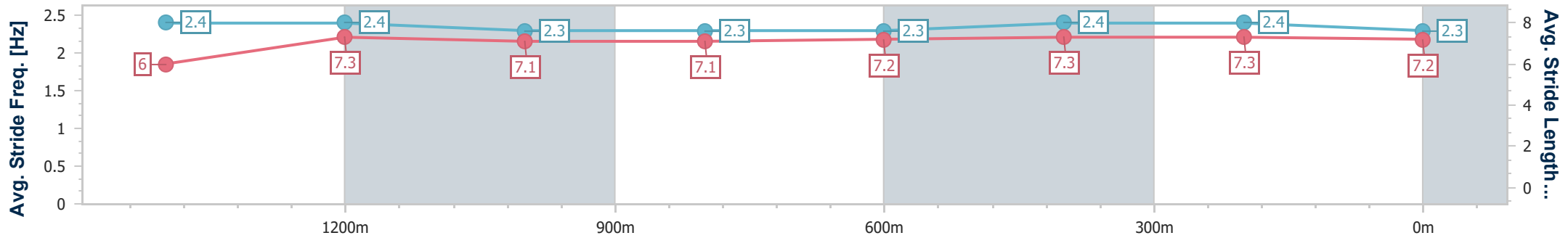
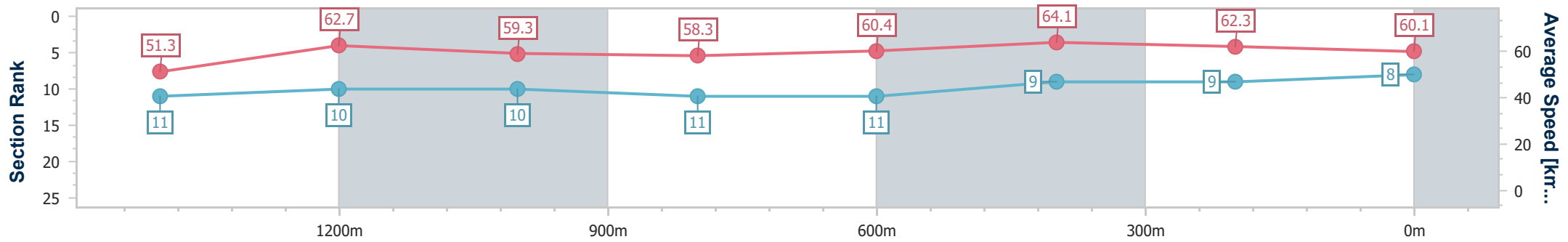
Race 6: SEVEN NEWS BENCHMARK 62 Handicap - 1666m

06 May 2024 - 15:50



Track Rating: Good, Weather: Fine, Rail Position: True

Section	Overall	1400m	1200m	1000m	800m	600m	400m	200m
Section Times	1:41.88 [8] (0:18.70)	1:23.18 [11] (0:11.46)	1:11.72 [10] (0:12.23)	0:59.49 [10] (0:12.37)	0:47.12 [11] (0:11.90)	0:35.22 [11] (0:11.43)	0:23.79 [9] (0:11.81)	0:11.98 [9]
Average Speed [km/h]	51.3	62.7	59.3	58.3	60.4	64.1	62.3	60.1
Top Speed [km/h]	63.6	64.1	61.2	59.1	63.0	64.9	63.5	61.3
Avg. Dist. to Rail [m]	7.1	0.3	0.8	1.1	0.7	2.8	6.6	8.1
Avg. Stride Freq. [Hz]	2.4	2.4	2.3	2.3	2.3	2.4	2.4	2.3
Avg. Stride Length [m]	6.0	7.3	7.1	7.1	7.2	7.3	7.3	7.2



- [] Ranking at each section and finish
- .-.- No data available at this section
- NA No data available



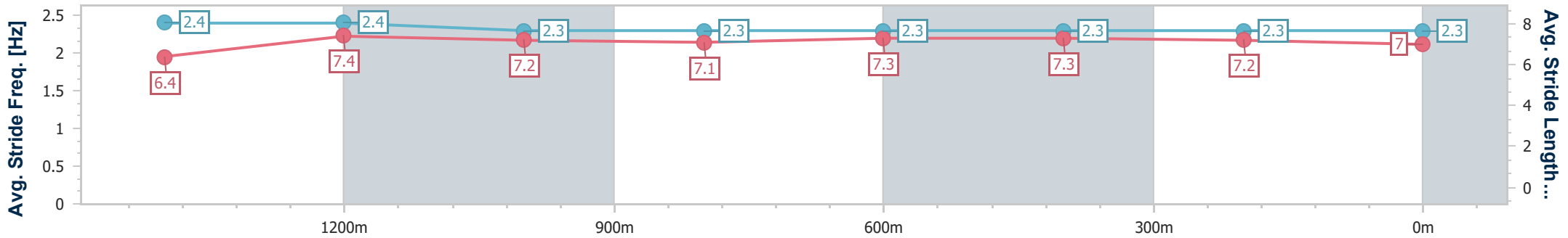
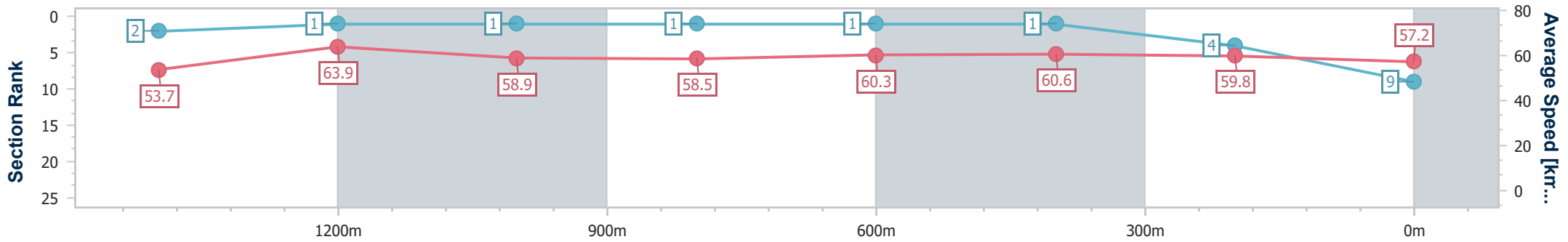
Horse/Jockey Name	Greek Star
Final Rank	9
Fastest Section Time (Section)	0:11.25 (1400m)
Top Speed [km/h] (Section)	66.5 (1400m)
Race State	Finished



Ipswich QLD Professional
 Race 6: SEVEN NEWS BENCHMARK 62 Handicap - 1666m
 06 May 2024 - 15:50
 Track Rating: Good, Weather: Fine, Rail Position: True



Section	Overall	1400m	1200m	1000m	800m	600m	400m	200m					
Section Times	1:41.92 [9] (0:17.88)	1:24.04 [2] (0:11.25)	1:12.79 [1] (0:12.20)	1:00.59 [1] (0:12.32)	0:48.27 [1] (0:11.89)	0:36.38 [1] (0:11.80)	0:24.58 [1] (0:12.04)	0:12.54 [4] (0:12.54)					
Average Speed [km/h]	53.7	63.9	58.9	58.5	60.3	60.6	59.8	57.2					
Top Speed [km/h]	66.3	66.5	60.4	60.1	61.9	61.5	60.4	59.1					
Avg. Dist. to Rail [m]	8.5	0.6	0.7	0.3	1.2	1.2	1.2	3.3					
Avg. Stride Freq. [Hz]	2.4	2.4	2.3	2.3	2.3	2.3	2.3	2.3					
Avg. Stride Length [m]	6.4	7.4	7.2	7.1	7.3	7.3	7.2	7.0					



- [] Ranking at each section and finish
- .-.- No data available at this section
- NA No data available



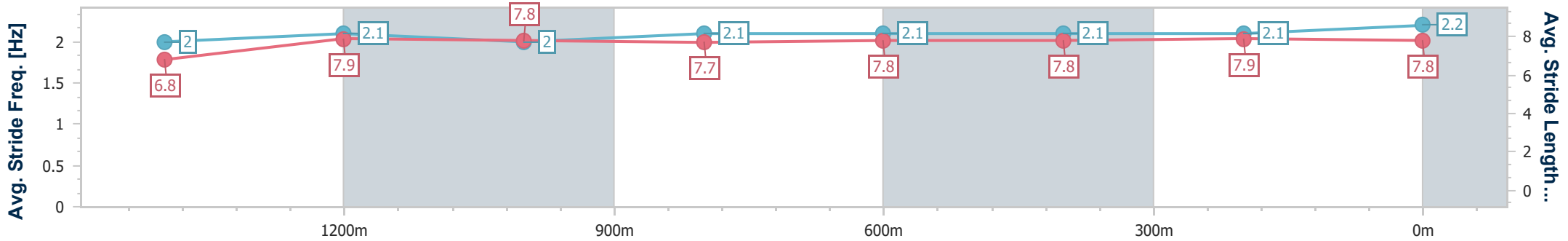
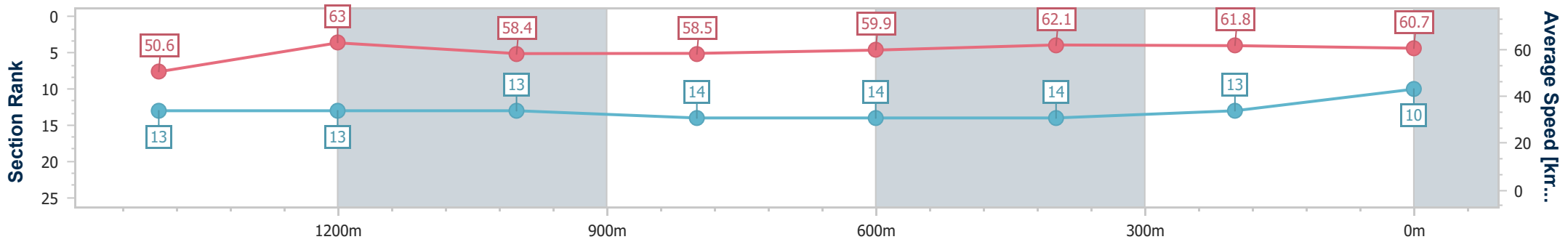
Horse/Jockey Name	Plaimont
Final Rank	10
Fastest Section Time (Section)	0:11.43 (1400m)
Top Speed [km/h] (Section)	64.3 (1400m)
Race State	Finished



Ipswich QLD Professional
 Race 6: SEVEN NEWS BENCHMARK 62 Handicap - 1666m
 06 May 2024 - 15:50
 Track Rating: Good, Weather: Fine, Rail Position: True



Section	Overall	1400m	1200m	1000m	800m	600m	400m	200m
Section Times	1:42.06 [10] (0:19.01)	1:23.05 [13] (0:11.43)	1:11.62 [13] (0:12.32)	0:59.30 [13] (0:12.32)	0:46.98 [14] (0:11.95)	0:35.03 [14] (0:11.56)	0:23.47 [14] (0:11.62)	0:11.85 [13] (0:11.85)
Average Speed [km/h]	50.6	63.0	58.4	58.5	59.9	62.1	61.8	60.7
Top Speed [km/h]	63.8	64.3	61.0	59.0	62.1	62.8	62.1	61.5
Avg. Dist. to Rail [m]	7.3	0.2	0.1	0.2	0.5	0.8	1.0	0.5
Avg. Stride Freq. [Hz]	2.0	2.1	2.0	2.1	2.1	2.1	2.1	2.2
Avg. Stride Length [m]	6.8	7.9	7.8	7.7	7.8	7.8	7.9	7.8



- [] Ranking at each section and finish
- .-.- No data available at this section
- NA No data available



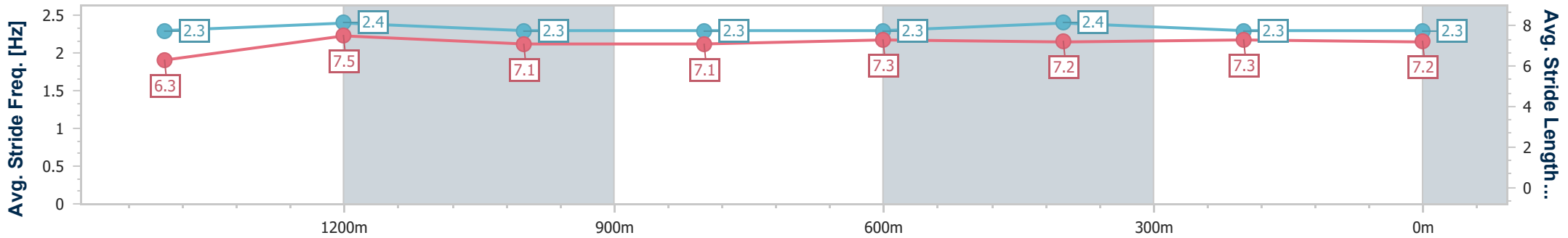
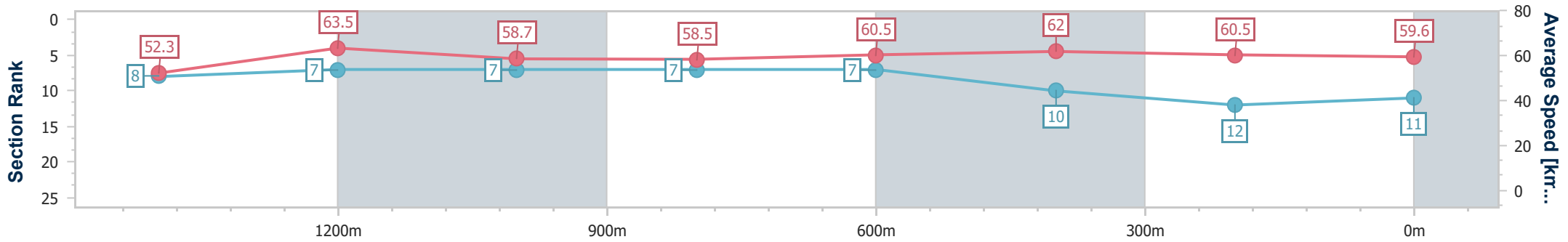
Horse/Jockey Name	The Golden Soul
Final Rank	11
Fastest Section Time (Section)	0:11.41 (1400m)
Top Speed [km/h] (Section)	66.3 (Overall)
Race State	Finished



Ipswich QLD Professional
 Race 6: SEVEN NEWS BENCHMARK 62 Handicap - 1666m
 06 May 2024 - 15:50
 Track Rating: Good, Weather: Fine, Rail Position: True



Section	Overall	1400m	1200m	1000m	800m	600m	400m	200m
Section Times	1:42.22 [11] (0:18.39)	1:23.83 [8] (0:11.41)	1:12.42 [7] (0:12.33)	1:00.09 [7] (0:12.32)	0:47.77 [7] (0:11.95)	0:35.82 [7] (0:11.73)	0:24.09 [10] (0:12.05)	0:12.04 [12] (0:12.04)
Average Speed [km/h]	52.3	63.5	58.7	58.5	60.5	62.0	60.5	59.6
Top Speed [km/h]	66.3	65.1	61.5	59.8	62.2	63.2	62.6	62.7
Avg. Dist. to Rail [m]	9.9	1.8	1.0	1.2	1.0	2.0	3.7	6.6
Avg. Stride Freq. [Hz]	2.3	2.4	2.3	2.3	2.3	2.4	2.3	2.3
Avg. Stride Length [m]	6.3	7.5	7.1	7.1	7.3	7.2	7.3	7.2



- [] Ranking at each section and finish
- .-.- No data available at this section
- NA No data available



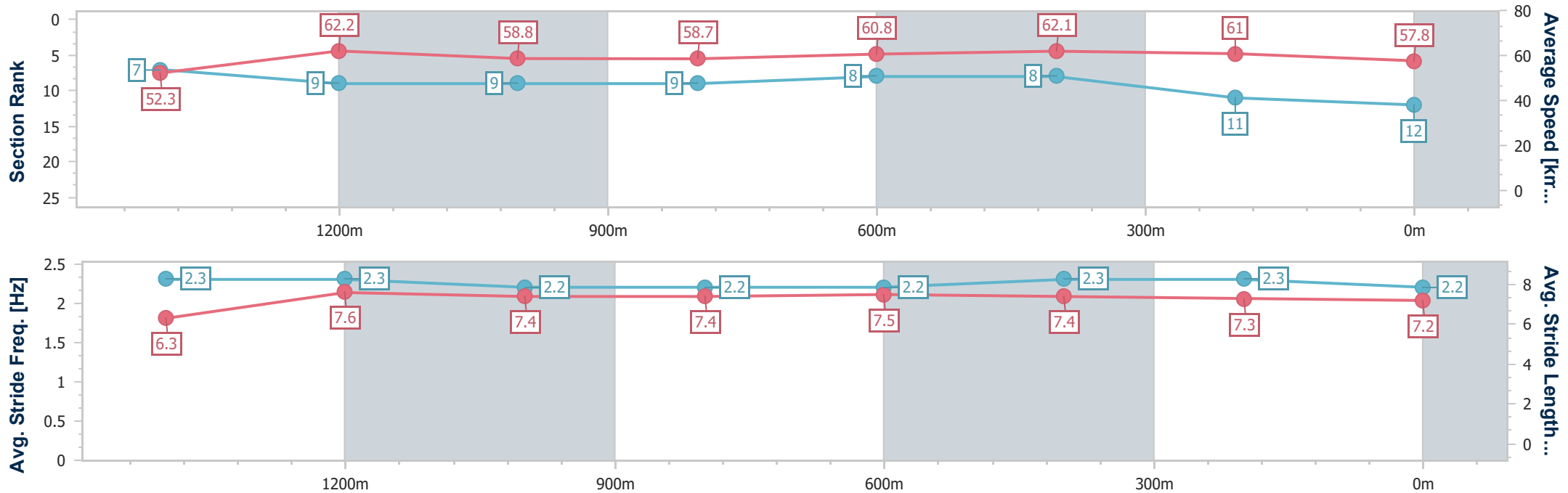
Horse/Jockey Name	Adelaide's Lace
Final Rank	12
Fastest Section Time (Section)	0:11.61 (1400m)
Top Speed [km/h] (Section)	65.7 (Overall)
Race State	Finished



Ipswich QLD Professional
 Race 6: SEVEN NEWS BENCHMARK 62 Handicap - 1666m
 06 May 2024 - 15:50
 Track Rating: Good, Weather: Fine, Rail Position: True



Section	Overall	1400m	1200m	1000m	800m	600m	400m	200m
Section Times	1:42.40 [12] (0:18.38)	1:24.02 [7] (0:11.61)	1:12.41 [9] (0:12.31)	1:00.10 [9] (0:12.24)	0:47.86 [9] (0:11.87)	0:35.99 [8] (0:11.62)	0:24.37 [8] (0:11.90)	0:12.47 [11] (0:12.47)
Average Speed [km/h]	52.3	62.2	58.8	58.7	60.8	62.1	61.0	57.8
Top Speed [km/h]	65.7	64.7	60.9	59.2	61.9	63.1	62.0	61.0
Avg. Dist. to Rail [m]	8.4	0.9	0.5	0.5	0.2	0.6	3.2	4.7
Avg. Stride Freq. [Hz]	2.3	2.3	2.2	2.2	2.2	2.3	2.3	2.2
Avg. Stride Length [m]	6.3	7.6	7.4	7.4	7.5	7.4	7.3	7.2



- [] Ranking at each section and finish
- .-.- No data available at this section
- NA No data available



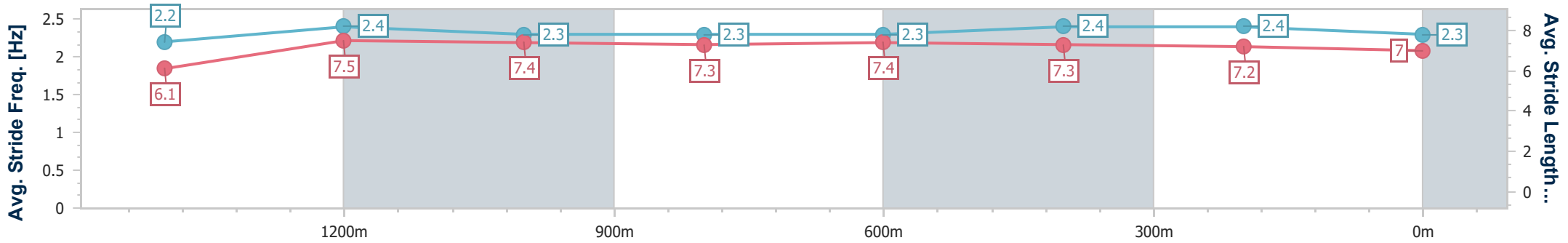
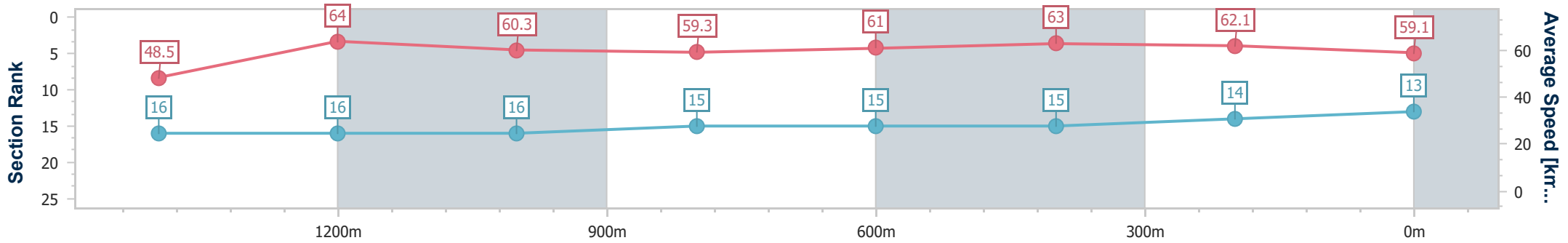
Horse/Jockey Name	The Seeker
Final Rank	13
Fastest Section Time (Section)	0:11.34 (1400m)
Top Speed [km/h] (Section)	64.5 (1400m)
Race State	Finished



Ipswich QLD Professional
 Race 6: SEVEN NEWS BENCHMARK 62 Handicap - 1666m
 06 May 2024 - 15:50
 Track Rating: Good, Weather: Fine, Rail Position: True



Section	Overall	1400m	1200m	1000m	800m	600m	400m	200m
Section Times	1:42.55 [13] (0:19.86)	1:22.69 [16] (0:11.34)	1:11.35 [16] (0:11.99)	0:59.36 [16] (0:12.12)	0:47.24 [15] (0:11.84)	0:35.40 [15] (0:11.53)	0:23.87 [15] (0:11.71)	0:12.16 [14] (0:12.16)
Average Speed [km/h]	48.5	64.0	60.3	59.3	61.0	63.0	62.1	59.1
Top Speed [km/h]	63.0	64.5	63.8	60.4	62.9	64.0	62.7	61.5
Avg. Dist. to Rail [m]	12.0	1.8	0.9	0.5	0.5	1.8	3.9	7.5
Avg. Stride Freq. [Hz]	2.2	2.4	2.3	2.3	2.3	2.4	2.4	2.3
Avg. Stride Length [m]	6.1	7.5	7.4	7.3	7.4	7.3	7.2	7.0



- [] Ranking at each section and finish
- .-.- No data available at this section
- NA No data available



Horse/Jockey Name	Says Who
Final Rank	14
Fastest Section Time (Section)	0:11.47 (1400m)
Top Speed [km/h] (Section)	66.8 (Overall)
Race State	Finished



Ipswich QLD Professional

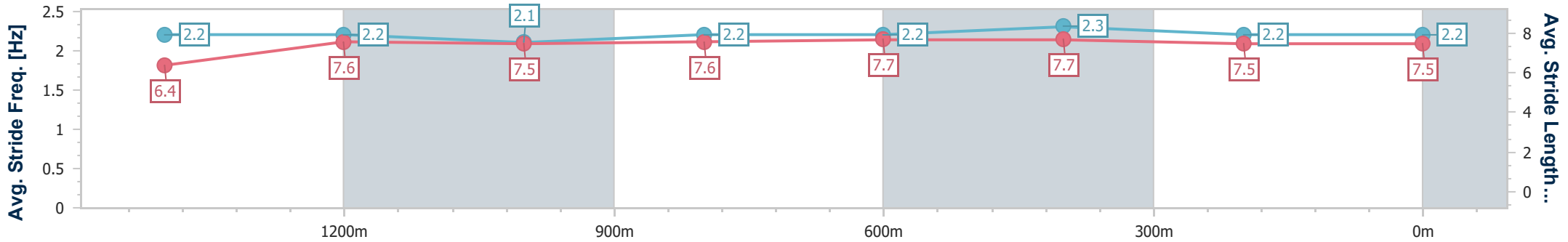
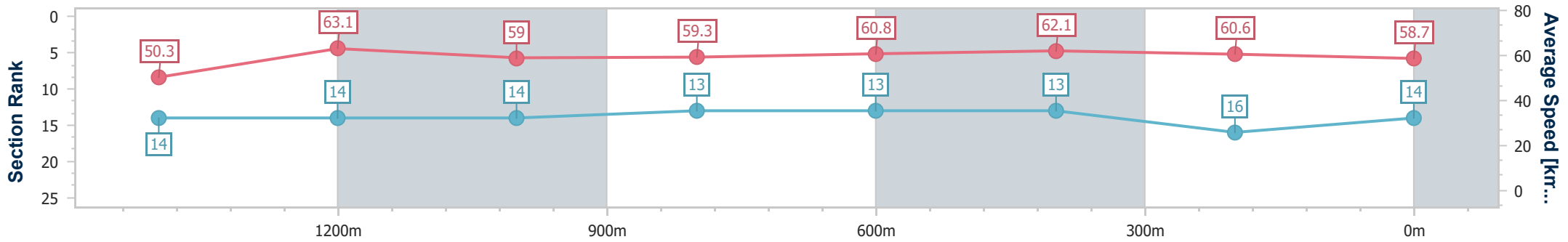
Race 6: SEVEN NEWS BENCHMARK 62 Handicap - 1666m



06 May 2024 - 15:50

Track Rating: Good, Weather: Fine, Rail Position: True

Section	Overall	1400m	1200m	1000m	800m	600m	400m	200m
Section Times	1:42.70 [14] (0:19.12)	1:23.58 [14] (0:11.47)	1:12.11 [14] (0:12.28)	0:59.83 [14] (0:12.19)	0:47.64 [13] (0:11.89)	0:35.75 [13] (0:11.60)	0:24.15 [13] (0:11.92)	0:12.23 [16] (0:12.23)
Average Speed [km/h]	50.3	63.1	59.0	59.3	60.8	62.1	60.6	58.7
Top Speed [km/h]	66.8	64.1	61.1	60.0	63.2	63.1	61.5	60.5
Avg. Dist. to Rail [m]	8.9	1.2	1.5	1.1	0.7	0.4	2.6	5.4
Avg. Stride Freq. [Hz]	2.2	2.2	2.1	2.2	2.2	2.3	2.2	2.2
Avg. Stride Length [m]	6.4	7.6	7.5	7.6	7.7	7.7	7.5	7.5



- [] Ranking at each section and finish
- .-.- No data available at this section
- NA No data available



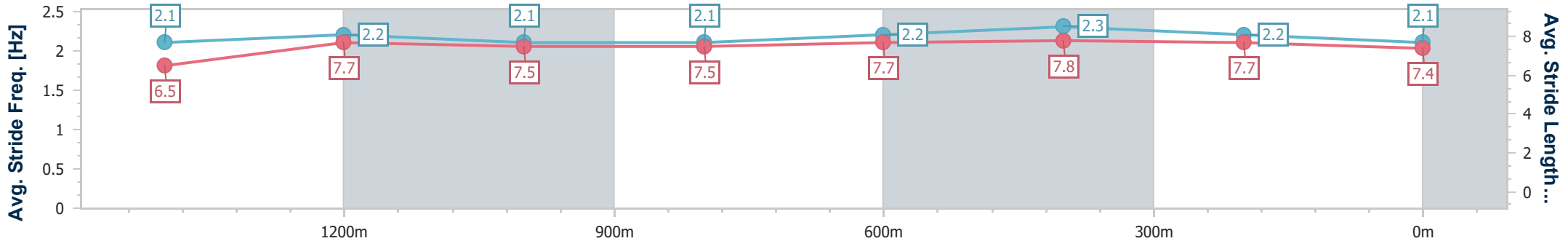
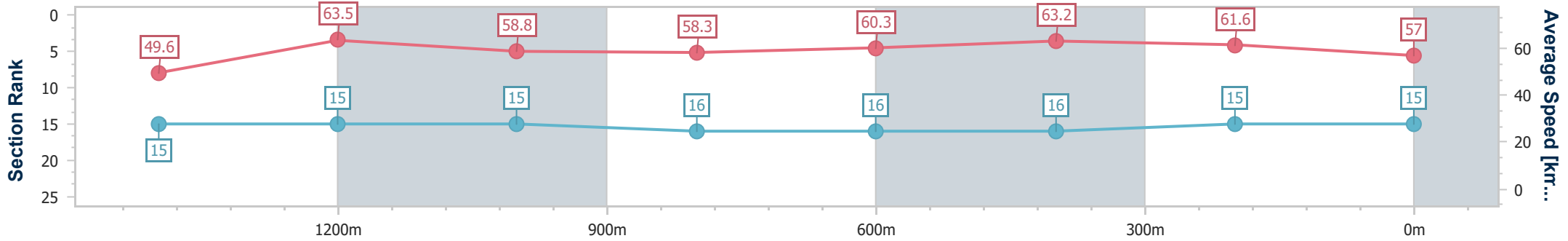
Horse/Jockey Name	Amadi
Final Rank	15
Fastest Section Time (Section)	0:11.37 (1400m)
Top Speed [km/h] (Section)	64.3 (1400m)
Race State	Finished



Ipswich QLD Professional
 Race 6: SEVEN NEWS BENCHMARK 62 Handicap - 1666m
 06 May 2024 - 15:50
 Track Rating: Good, Weather: Fine, Rail Position: True



Section	Overall	1400m	1200m	1000m	800m	600m	400m	200m
Section Times	1:43.04 [15] (0:19.39)	1:23.65 [15] (0:11.37)	1:12.28 [15] (0:12.29)	0:59.99 [15] (0:12.34)	0:47.65 [16] (0:11.94)	0:35.71 [16] (0:11.41)	0:24.30 [16] (0:11.69)	0:12.61 [15] (0:12.61)
Average Speed [km/h]	49.6	63.5	58.8	58.3	60.3	63.2	61.6	57.0
Top Speed [km/h]	63.4	64.3	61.4	59.8	63.1	63.6	63.2	60.4
Avg. Dist. to Rail [m]	10.3	0.4	0.4	0.6	0.2	0.4	0.8	1.5
Avg. Stride Freq. [Hz]	2.1	2.2	2.1	2.1	2.2	2.3	2.2	2.1
Avg. Stride Length [m]	6.5	7.7	7.5	7.5	7.7	7.8	7.7	7.4



- [] Ranking at each section and finish
- .-.- No data available at this section
- NA No data available



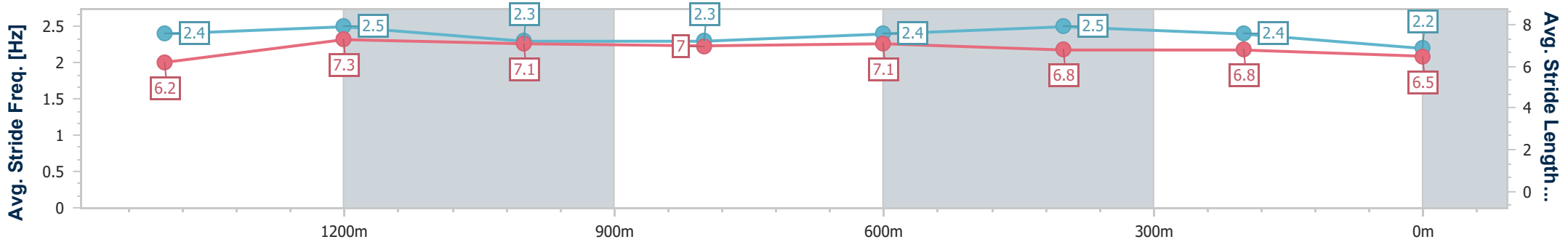
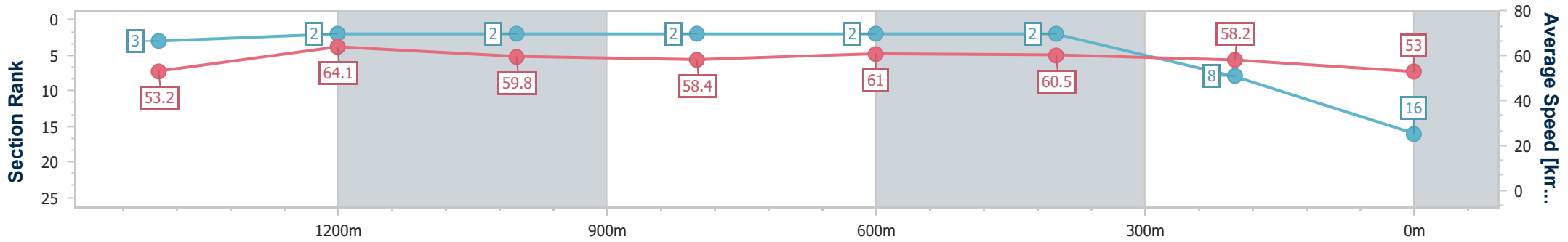
Horse/Jockey Name	Hot Bananas
Final Rank	16
Fastest Section Time (Section)	0:11.31 (1400m)
Top Speed [km/h] (Section)	66.0 (Overall)
Race State	Finished



Ipswich QLD Professional
 Race 6: SEVEN NEWS BENCHMARK 62 Handicap - 1666m
 06 May 2024 - 15:50
 Track Rating: Good, Weather: Fine, Rail Position: True



Section	Overall	1400m	1200m	1000m	800m	600m	400m	200m
Section Times	1:43.49 [16] (0:17.99)	1:25.50 [3] (0:11.31)	1:14.19 [2] (0:12.10)	1:02.09 [2] (0:12.35)	0:49.74 [2] (0:11.84)	0:37.90 [2] (0:11.93)	0:25.97 [2] (0:12.38)	0:13.59 [8] (0:13.59)
Average Speed [km/h]	53.2	64.1	59.8	58.4	61.0	60.5	58.2	53.0
Top Speed [km/h]	66.0	65.5	63.0	60.6	62.3	60.9	59.6	57.4
Avg. Dist. to Rail [m]	7.0	1.1	1.1	1.1	0.9	0.4	1.6	3.5
Avg. Stride Freq. [Hz]	2.4	2.5	2.3	2.3	2.4	2.5	2.4	2.2
Avg. Stride Length [m]	6.2	7.3	7.1	7.0	7.1	6.8	6.8	6.5



- [] Ranking at each section and finish
- .-.- No data available at this section
- NA No data available



Ipswich QLD Professional

Race 7: TAB IPSWICH CUP 22 JUNE Class 1 Handicap - 1200m

06 May 2024 - 16:26



Track Rating: Good 4, Weather: Showers, Rail Position: True

Section		Field Times										Last 600m	
		Overall	1000m	800m	600m	400m	200m						0:34.24
		1:09.99 (0:13.65)	0:56.34 (0:10.79)	0:45.55 (0:11.31)	0:34.24 (0:11.38)	0:22.86 (0:11.23)	0:11.63 (0:11.63)						
Rank	TAB Horse/Jockey	Barrier	Top Speed [km/h]	Fastest Section								Margin	Distance Travelled [m]
1	1 RUSSIAN SUB Boris Thornton	12	67.5 1000m	0:10.93 1000m	1:09.99 [1] (0:13.67)	0:56.32 [2] (0:10.93)	0:45.39 [2] (0:11.28)	0:34.11 [2] (0:11.34)	0:22.77 [3] (0:11.14)	0:11.63 [1] (0:11.63)	1:09.99	0:34.11	
2	9 WITHIN REASON James Orman	6	67.4 Overall	0:10.84 1000m	1:10.19 [2] (0:13.89)	0:56.30 [4] (0:10.84)	0:45.46 [4] (0:11.19)	0:34.27 [3] (0:11.26)	0:23.01 [2] (0:11.41)	0:11.60 [2] (0:11.60)	1.13L	0:34.27	-1
3	3 ADRANOS Ryan Maloney	13	67.7 1000m	0:10.92 1000m	1:10.21 [3] (0:13.96)	0:56.25 [5] (0:10.92)	0:45.33 [5] (0:11.33)	0:34.00 [5] (0:11.35)	0:22.65 [6] (0:11.20)	0:11.45 [5] (0:11.45)	1.25L	0:34.00	+0
4	16 WAHINE GALAXY Sean Cormack	11	66.8 1000m	0:10.97 1000m	1:10.22 [4] (0:14.12)	0:56.10 [6] (0:10.97)	0:45.13 [6] (0:11.18)	0:33.95 [6] (0:11.21)	0:22.74 [4] (0:11.18)	0:11.56 [3] (0:11.56)	1.32L	0:33.95	+4
5	7 RICH AGAIN Kyle Wilson-Taylor	20	66.4 1000m	0:10.98 400m	1:10.28 [5] (0:14.49)	0:55.79 [9] (0:10.99)	0:44.80 [9] (0:11.13)	0:33.67 [9] (0:11.24)	0:22.43 [9] (0:10.98)	0:11.45 [6] (0:11.45)	1.66L	0:33.67	+1
6	6 REIGN OF POWER Damien Thornton	17	66.8 1000m	0:10.94 1000m	1:10.57 [6] (0:14.40)	0:56.17 [8] (0:10.94)	0:45.23 [8] (0:11.17)	0:34.06 [8] (0:11.28)	0:22.78 [8] (0:11.20)	0:11.58 [7] (0:11.58)	3.38L	0:34.06	+4
7	10 DAYU Michael Rodd	7	66.4 1000m	0:10.93 1000m	1:10.81 [7] (0:14.36)	0:56.45 [7] (0:10.93)	0:45.52 [7] (0:11.09)	0:34.43 [7] (0:11.35)	0:23.08 [7] (0:11.37)	0:11.71 [8] (0:11.71)	4.78L	0:34.43	+0
8	4 BLOODHAWKE Martin Harley	14	67.9 Overall	0:10.93 1000m	1:11.25 [8] (0:13.80)	0:57.45 [3] (0:10.93)	0:46.52 [3] (0:11.26)	0:35.26 [4] (0:11.54)	0:23.72 [5] (0:11.65)	0:12.07 [9] (0:12.07)	7.39L	0:35.26	+4
9	24 CAPTAIN ARTIE Emily Lang	2	67.8 Overall	0:10.79 1000m	1:11.31 [9] (0:13.65)	0:57.66 [1] (0:10.79)	0:46.87 [1] (0:11.31)	0:35.56 [1] (0:11.38)	0:24.18 [1] (0:11.55)	0:12.63 [4] (0:12.63)	7.75L	0:35.56	-2

Scratched: Don Quixote (#17), Ariat (#19), Prince Of Sooview (#21), Ready To Boom (#18), Sono Pronto (#20), Drialle (#2), I Stole It (#22), Chisum (#5), Cattrall (#12), Wind Rush Farm (#15), Rainewater (#23),



Horse/Jockey Name	Russian Sub
Final Rank	1
Fastest Section Time (Section)	0:10.93 (1000m)
Top Speed [km/h] (Section)	67.5 (1000m)
Race State	Finished



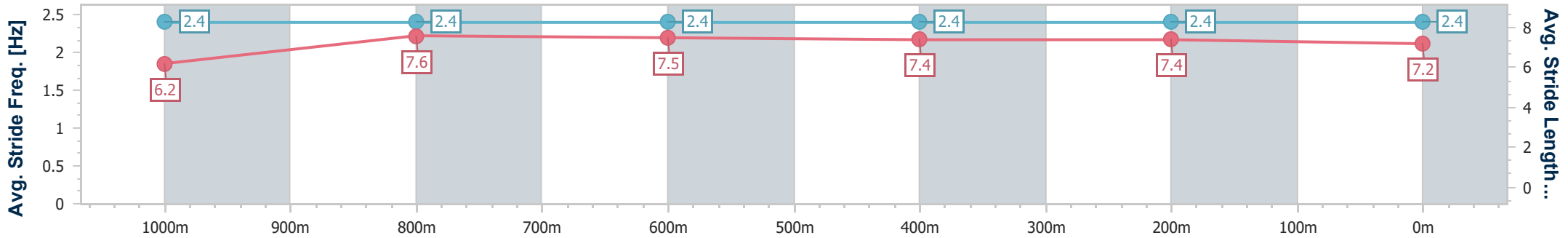
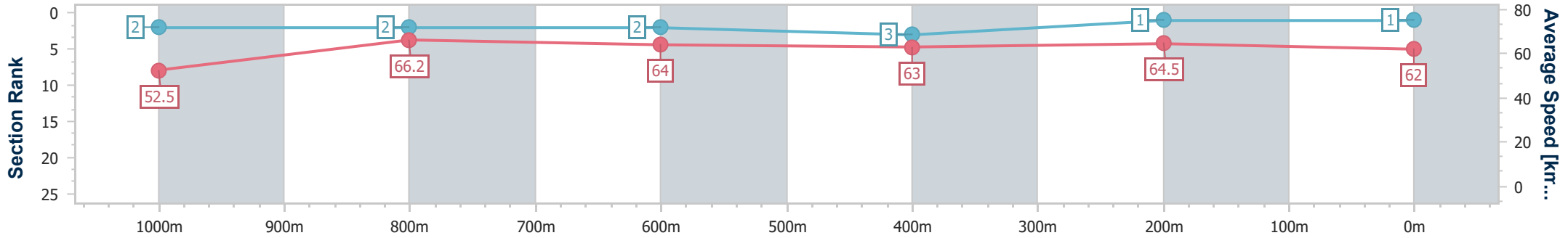
Ipswich QLD Professional
Race 7: TAB IPSWICH CUP 22 JUNE Class 1 Handicap - 1200m



06 May 2024 - 16:26

Track Rating: Good 4, Weather: Showers, Rail Position: True

Section	Overall	1000m	800m	600m	400m	200m
Section Times	1:09.99 [1] (0:13.67)	0:56.32 [2] (0:10.93)	0:45.39 [2] (0:11.28)	0:34.11 [2] (0:11.34)	0:22.77 [3] (0:11.14)	0:11.63 [1] (0:11.63)
Average Speed [km/h]	52.5	66.2	64.0	63.0	64.5	62.0
Top Speed [km/h]	66.8	67.5	65.2	64.6	65.5	63.8
Avg. Dist. to Rail [m]	5.0	1.5	0.3	0.6	0.5	1.4
Avg. Stride Freq. [Hz]	2.4	2.4	2.4	2.4	2.4	2.4
Avg. Stride Length [m]	6.2	7.6	7.5	7.4	7.4	7.2



- [] Ranking at each section and finish
- .-.- No data available at this section
- NA No data available



Horse/Jockey Name	Within Reason
Final Rank	2
Fastest Section Time (Section)	0:10.84 (1000m)
Top Speed [km/h] (Section)	67.4 (Overall)
Race State	Finished



Ipswich QLD Professional

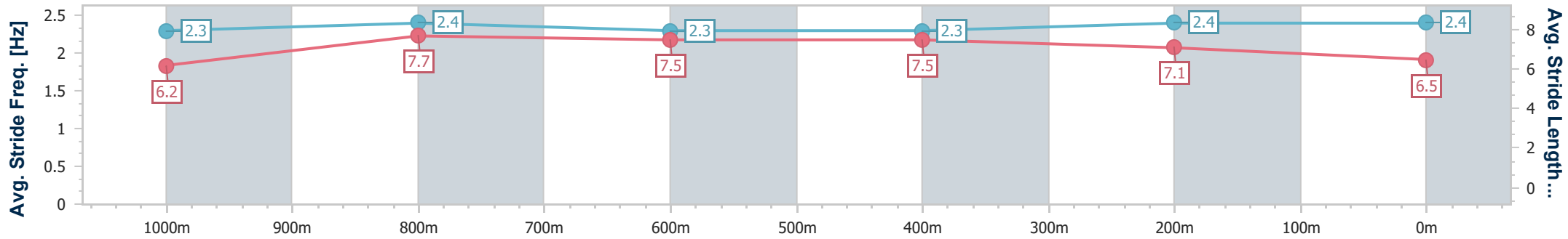
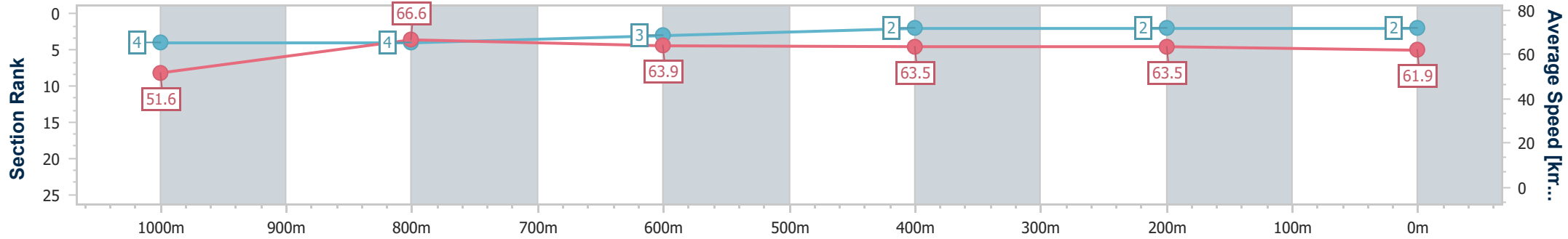
Race 7: TAB IPSWICH CUP 22 JUNE Class 1 Handicap - 1200m



06 May 2024 - 16:26

Track Rating: Good 4, Weather: Showers, Rail Position: True

Section	Overall	1000m	800m	600m	400m	200m
Section Times	1:10.19 [2] (0:13.89)	0:56.30 [4] (0:10.84)	0:45.46 [4] (0:11.19)	0:34.27 [3] (0:11.26)	0:23.01 [2] (0:11.41)	0:11.60 [2] (0:11.60)
Average Speed [km/h]	51.6	66.6	63.9	63.5	63.5	61.9
Top Speed [km/h]	67.4	67.2	64.5	64.2	64.6	63.9
Avg. Dist. to Rail [m]	3.4	0.7	1.4	0.9	1.2	2.1
Avg. Stride Freq. [Hz]	2.3	2.4	2.3	2.3	2.4	2.4
Avg. Stride Length [m]	6.2	7.7	7.5	7.5	7.1	6.5



- [] Ranking at each section and finish
- .-.- No data available at this section
- NA No data available



Horse/Jockey Name	Adranos
Final Rank	3
Fastest Section Time (Section)	0:10.92 (1000m)
Top Speed [km/h] (Section)	67.7 (1000m)
Race State	Finished



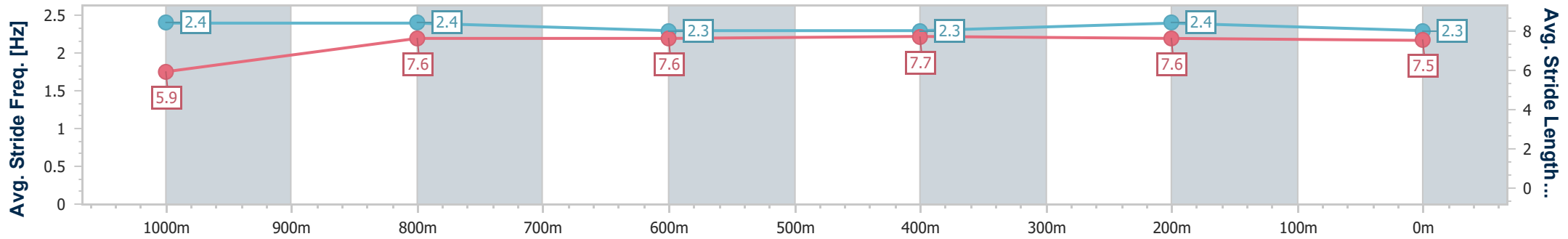
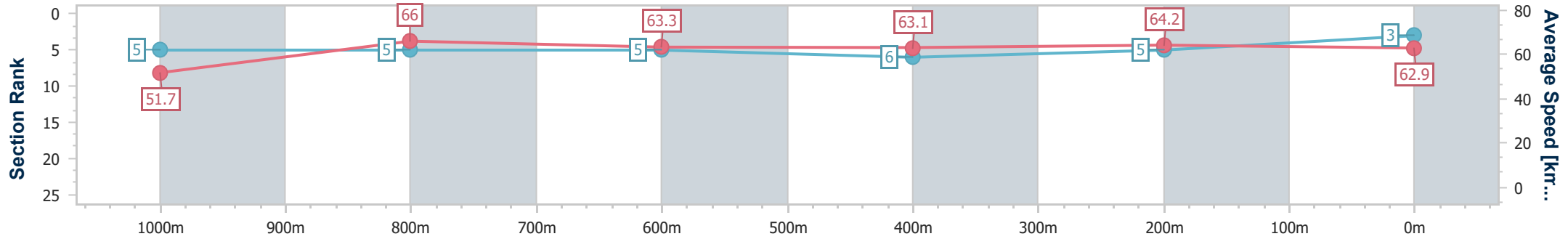
Ipswich QLD Professional
Race 7: TAB IPSWICH CUP 22 JUNE Class 1 Handicap - 1200m



06 May 2024 - 16:26

Track Rating: Good 4, Weather: Showers, Rail Position: True

Section	Overall	1000m	800m	600m	400m	200m
Section Times	1:10.21 [3] (0:13.96)	0:56.25 [5] (0:10.92)	0:45.33 [5] (0:11.33)	0:34.00 [5] (0:11.35)	0:22.65 [6] (0:11.20)	0:11.45 [5] (0:11.45)
Average Speed [km/h]	51.7	66.0	63.3	63.1	64.2	62.9
Top Speed [km/h]	67.3	67.7	65.4	63.9	65.5	65.3
Avg. Dist. to Rail [m]	5.1	0.9	0.4	1.3	1.4	3.7
Avg. Stride Freq. [Hz]	2.4	2.4	2.3	2.3	2.4	2.3
Avg. Stride Length [m]	5.9	7.6	7.6	7.7	7.6	7.5



- [] Ranking at each section and finish
- .-.- No data available at this section
- NA No data available



Horse/Jockey Name	Wahine Galaxy
Final Rank	4
Fastest Section Time (Section)	0:10.97 (1000m)
Top Speed [km/h] (Section)	66.8 (1000m)
Race State	Finished



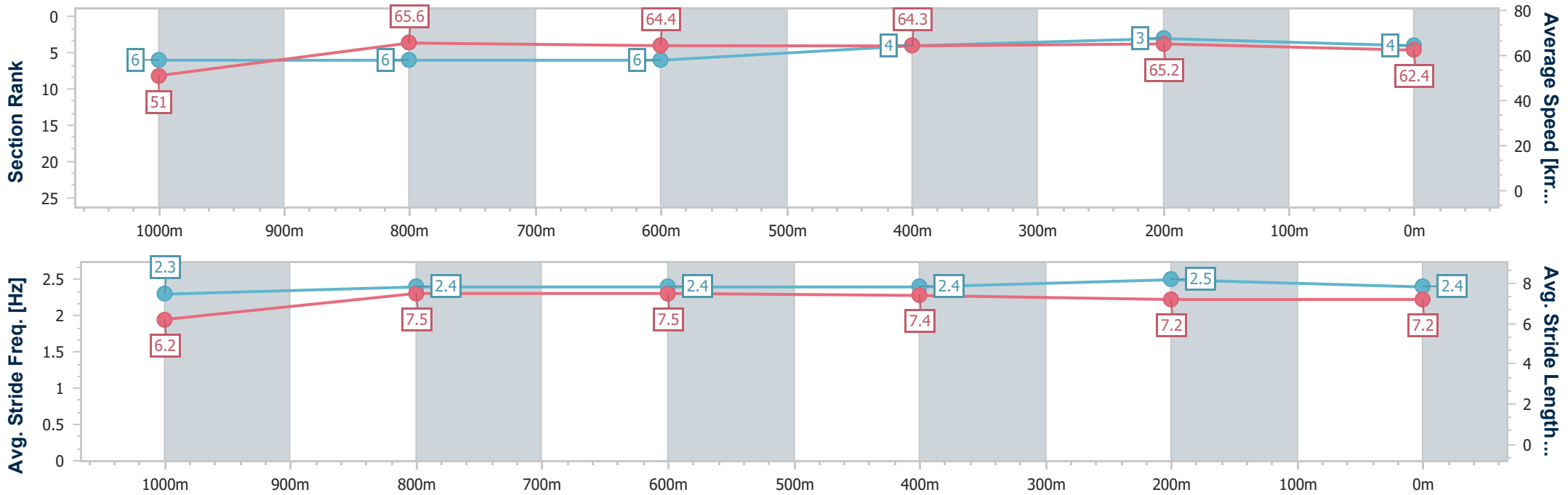
Ipswich QLD Professional
Race 7: TAB IPSWICH CUP 22 JUNE Class 1 Handicap - 1200m



06 May 2024 - 16:26

Track Rating: Good 4, Weather: Showers, Rail Position: True

Section	Overall	1000m	800m	600m	400m	200m
Section Times	1:10.22 [4] (0:14.12)	0:56.10 [6] (0:10.97)	0:45.13 [6] (0:11.18)	0:33.95 [6] (0:11.21)	0:22.74 [4] (0:11.18)	0:11.56 [3] (0:11.56)
Average Speed [km/h]	51.0	65.6	64.4	64.3	65.2	62.4
Top Speed [km/h]	65.6	66.8	66.2	66.1	65.8	64.7
Avg. Dist. to Rail [m]	4.9	0.8	0.2	0.6	3.5	7.9
Avg. Stride Freq. [Hz]	2.3	2.4	2.4	2.4	2.5	2.4
Avg. Stride Length [m]	6.2	7.5	7.5	7.4	7.2	7.2



- [] Ranking at each section and finish
- .-.- No data available at this section
- NA No data available



Horse/Jockey Name	Rich Again
Final Rank	5
Fastest Section Time (Section)	0:10.98 (400m)
Top Speed [km/h] (Section)	66.4 (1000m)
Race State	Finished



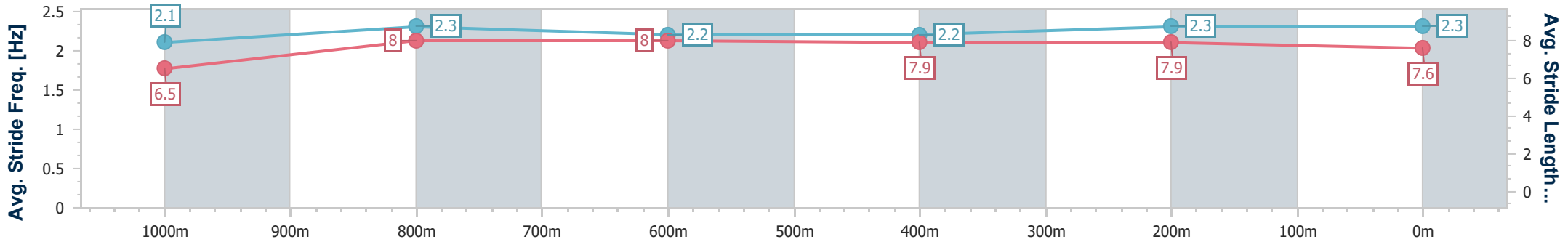
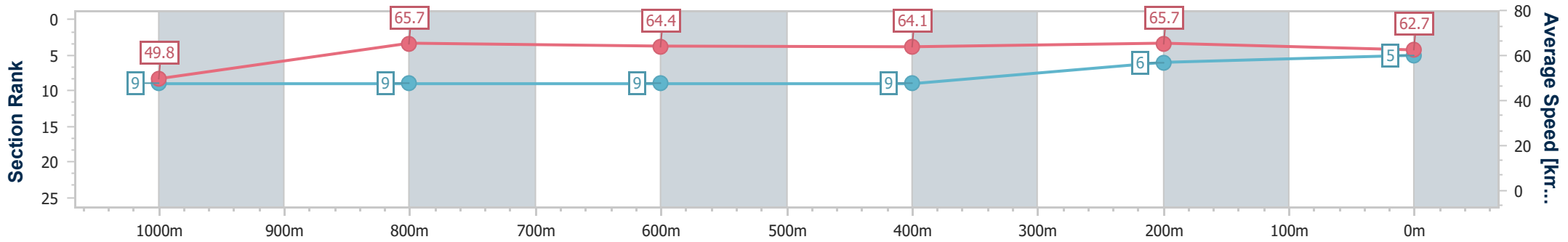
Ipswich QLD Professional
Race 7: TAB IPSWICH CUP 22 JUNE Class 1 Handicap - 1200m



06 May 2024 - 16:26

Track Rating: Good 4, Weather: Showers, Rail Position: True

Section	Overall	1000m	800m	600m	400m	200m
Section Times	1:10.28 [5] (0:14.49)	0:55.79 [9] (0:10.99)	0:44.80 [9] (0:11.13)	0:33.67 [9] (0:11.24)	0:22.43 [9] (0:10.98)	0:11.45 [6]
Average Speed [km/h]	49.8	65.7	64.4	64.1	65.7	62.7
Top Speed [km/h]	64.3	66.4	65.7	65.2	65.9	65.4
Avg. Dist. to Rail [m]	8.0	0.8	0.3	0.2	0.2	0.4
Avg. Stride Freq. [Hz]	2.1	2.3	2.2	2.2	2.3	2.3
Avg. Stride Length [m]	6.5	8.0	8.0	7.9	7.9	7.6



- [] Ranking at each section and finish
- .-.- No data available at this section
- NA No data available



Horse/Jockey Name	Reign Of Power
Final Rank	6
Fastest Section Time (Section)	0:10.94 (1000m)
Top Speed [km/h] (Section)	66.8 (1000m)
Race State	Finished



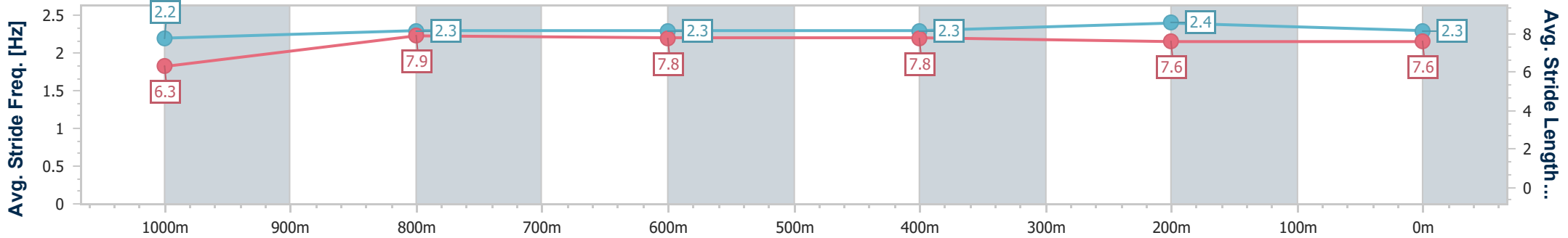
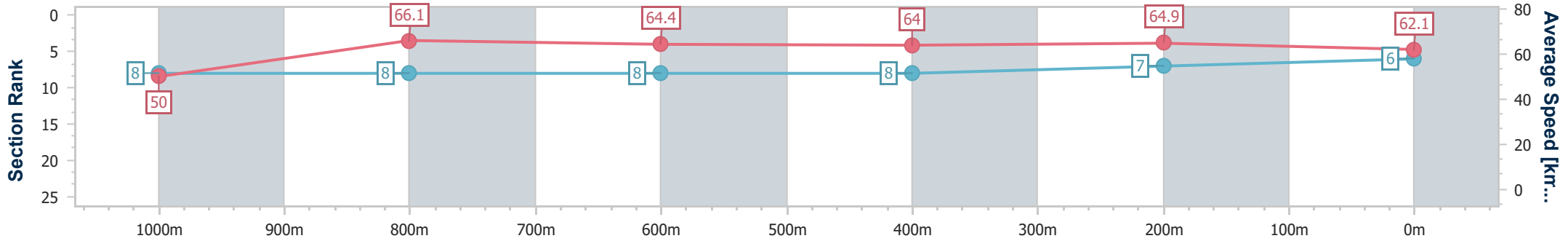
Ipswich QLD Professional
Race 7: TAB IPSWICH CUP 22 JUNE Class 1 Handicap - 1200m



06 May 2024 - 16:26

Track Rating: Good 4, Weather: Showers, Rail Position: True

Section	Overall	1000m	800m	600m	400m	200m
Section Times	1:10.57 [6] (0:14.40)	0:56.17 [8] (0:10.94)	0:45.23 [8] (0:11.17)	0:34.06 [8] (0:11.28)	0:22.78 [8] (0:11.20)	0:11.58 [7] (0:11.58)
Average Speed [km/h]	50.0	66.1	64.4	64.0	64.9	62.1
Top Speed [km/h]	65.2	66.8	65.1	65.2	65.4	64.3
Avg. Dist. to Rail [m]	7.6	1.6	0.4	0.5	3.4	6.4
Avg. Stride Freq. [Hz]	2.2	2.3	2.3	2.3	2.4	2.3
Avg. Stride Length [m]	6.3	7.9	7.8	7.8	7.6	7.6



- [] Ranking at each section and finish
- .-.- No data available at this section
- NA No data available



Horse/Jockey Name	Dayu
Final Rank	7
Fastest Section Time (Section)	0:10.93 (1000m)
Top Speed [km/h] (Section)	66.4 (1000m)
Race State	Finished



Ipswich QLD Professional

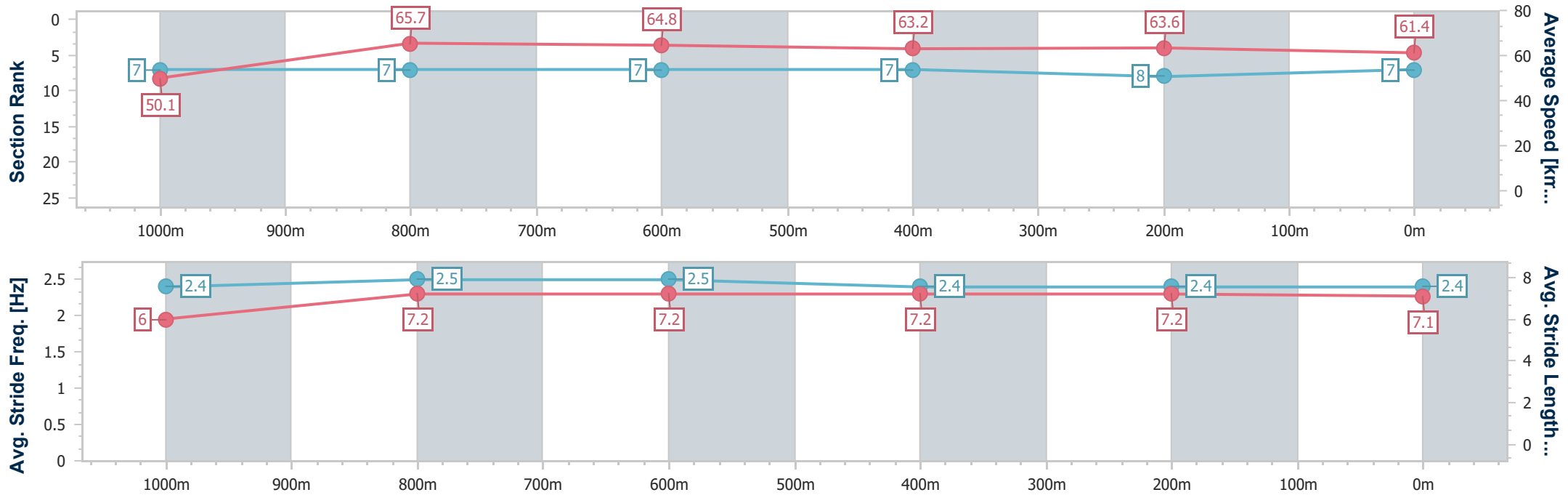
Race 7: TAB IPSWICH CUP 22 JUNE Class 1 Handicap - 1200m



06 May 2024 - 16:26

Track Rating: Good 4, Weather: Showers, Rail Position: True

Section	Overall	1000m	800m	600m	400m	200m
Section Times	1:10.81 [7] (0:14.36)	0:56.45 [7] (0:10.93)	0:45.52 [7] (0:11.09)	0:34.43 [7] (0:11.35)	0:23.08 [7] (0:11.37)	0:11.71 [8] (0:11.71)
Average Speed [km/h]	50.1	65.7	64.8	63.2	63.6	61.4
Top Speed [km/h]	65.2	66.4	65.9	64.5	64.3	63.3
Avg. Dist. to Rail [m]	2.8	0.7	0.9	0.5	0.2	1.8
Avg. Stride Freq. [Hz]	2.4	2.5	2.5	2.4	2.4	2.4
Avg. Stride Length [m]	6.0	7.2	7.2	7.2	7.2	7.1



- [] Ranking at each section and finish
- .-.- No data available at this section
- NA No data available



Horse/Jockey Name	Bloodhawke
Final Rank	8
Fastest Section Time (Section)	0:10.93 (1000m)
Top Speed [km/h] (Section)	67.9 (Overall)
Race State	Finished



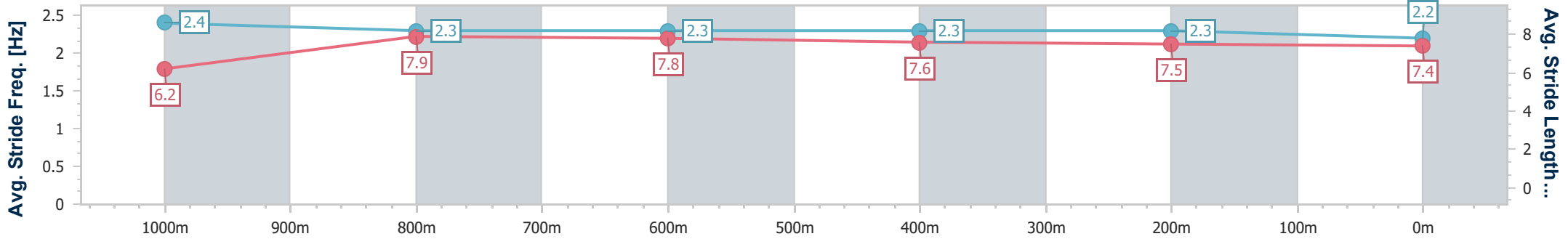
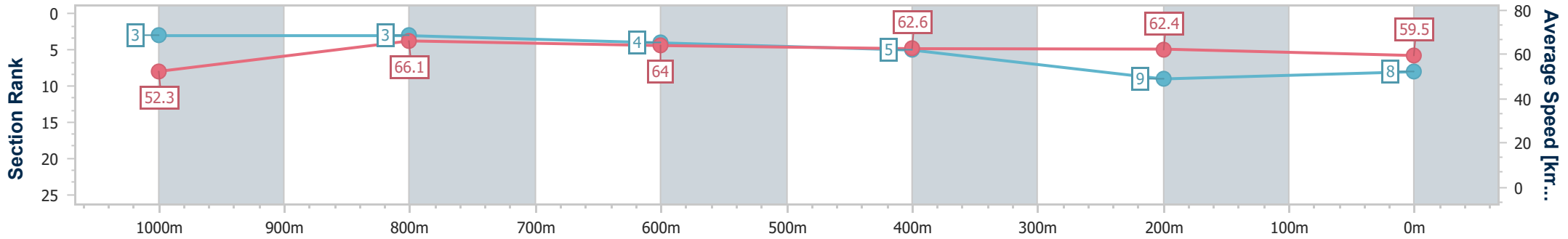
Ipswich QLD Professional
Race 7: TAB IPSWICH CUP 22 JUNE Class 1 Handicap - 1200m



06 May 2024 - 16:26

Track Rating: Good 4, Weather: Showers, Rail Position: True

Section	Overall	1000m	800m	600m	400m	200m
Section Times	1:11.25 [8] (0:13.80)	0:57.45 [3] (0:10.93)	0:46.52 [3] (0:11.26)	0:35.26 [4] (0:11.54)	0:23.72 [5] (0:11.65)	0:12.07 [9]
Average Speed [km/h]	52.3	66.1	64.0	62.6	62.4	59.5
Top Speed [km/h]	67.9	67.0	64.7	63.3	63.6	61.6
Avg. Dist. to Rail [m]	6.6	1.5	0.4	0.7	3.6	4.5
Avg. Stride Freq. [Hz]	2.4	2.3	2.3	2.3	2.3	2.2
Avg. Stride Length [m]	6.2	7.9	7.8	7.6	7.5	7.4



- [] Ranking at each section and finish
- .-.- No data available at this section
- NA No data available



Horse/Jockey Name	Captain Artie
Final Rank	9
Fastest Section Time (Section)	0:10.79 (1000m)
Top Speed [km/h] (Section)	67.8 (Overall)
Race State	Finished



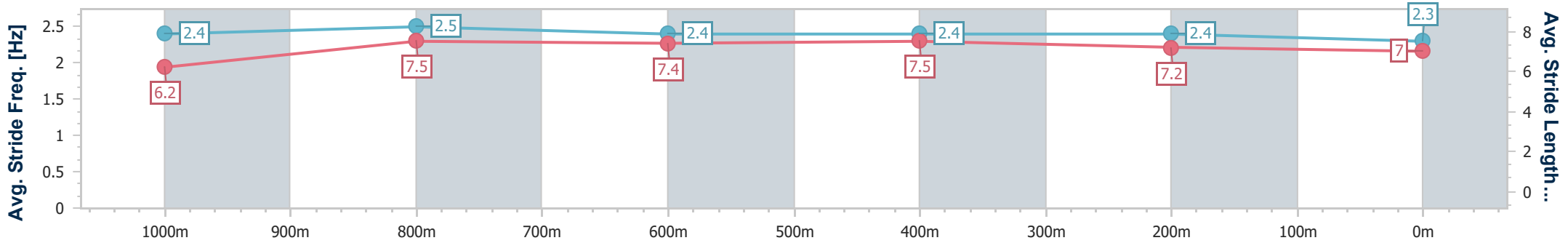
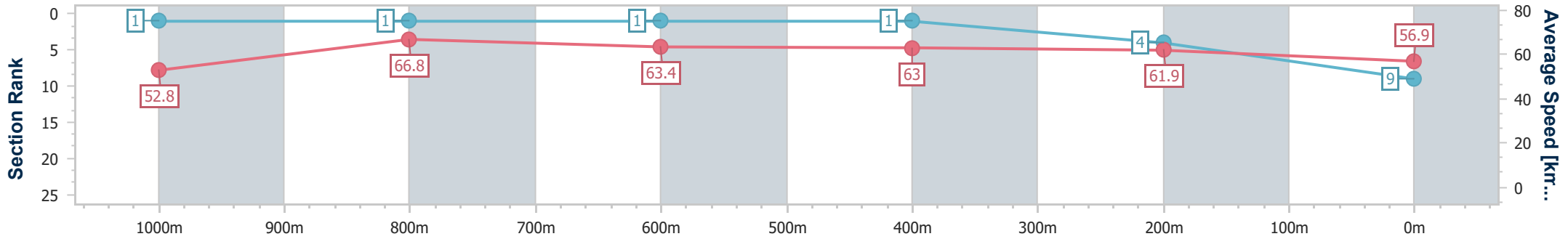
Ipswich QLD Professional
Race 7: TAB IPSWICH CUP 22 JUNE Class 1 Handicap - 1200m



06 May 2024 - 16:26

Track Rating: Good 4, Weather: Showers, Rail Position: True

Section	Overall	1000m	800m	600m	400m	200m
Section Times	1:11.31 [9] (0:13.65)	0:57.66 [1] (0:10.79)	0:46.87 [1] (0:11.31)	0:35.56 [1] (0:11.38)	0:24.18 [1] (0:11.55)	0:12.63 [4] (0:12.63)
Average Speed [km/h]	52.8	66.8	63.4	63.0	61.9	56.9
Top Speed [km/h]	67.8	67.7	65.2	63.4	63.5	60.1
Avg. Dist. to Rail [m]	2.4	0.2	1.0	1.4	1.4	1.0
Avg. Stride Freq. [Hz]	2.4	2.5	2.4	2.4	2.4	2.3
Avg. Stride Length [m]	6.2	7.5	7.4	7.5	7.2	7.0



- [] Ranking at each section and finish
- .-.- No data available at this section
- NA No data available