



# Sunshine Coast Poly Track QLD Professional

## Race 1: TAB QTIS Two-Year-Old Maiden Plate - 1000m

05 May 2024 - 13:05



Track Rating: Synthetic, Weather: Overcast, Rail Position: True

Section		Overall	800m	600m	400m	200m	Last 600m					
Field Times		0:57.87 (0:13.32)	0:44.55 (0:10.92)	0:33.63 (0:11.28)	0:22.35 (0:10.97)	0:11.38 (0:11.38)	0:33.63					
Rank	TAB Horse/Jockey	Barrier	Top Speed [km/h]	Fastest Section	Margin					Distance Travelled [m]		
1	8 NOT SURPRISED Damien Thornton	4	69.6 Overall	0:10.83 800m	0:57.87 [1] (0:13.41)	0:44.46 [2] (0:10.83)	0:33.63 [1] (0:11.28)	0:22.35 [1] (0:10.97)	0:11.38 [1] (0:11.38)	0:57.87	0:33.63	
2	2 BUTWEDID Boris Thornton	5	68.1 800m	0:10.89 400m	0:58.36 [2] (0:13.57)	0:44.79 [5] (0:11.10)	0:33.69 [5] (0:11.22)	0:22.47 [4] (0:10.89)	0:11.58 [3] (0:11.58)	2.8L	0:33.69	+0
3	6 BANK BOOK Cody Collis	8	68.8 Overall	0:10.97 400m	0:58.40 [3] (0:13.49)	0:44.91 [3] (0:11.10)	0:33.81 [3] (0:11.22)	0:22.59 [3] (0:10.97)	0:11.62 [2] (0:11.62)	3L	0:33.81	+5
4	4 SAINT VINCENT Cejay Graham	1	67.7 Overall	0:11.03 400m	0:58.41 [4] (0:13.55)	0:44.86 [4] (0:11.07)	0:33.79 [4] (0:11.36)	0:22.43 [5] (0:11.03)	0:11.40 [5] (0:11.40)	3.1L	0:33.79	+1
5	3 LI'L REX Georgina Cartwright	2	68.2 Overall	0:11.03 800m	0:58.75 [5] (0:13.32)	0:45.43 [1] (0:11.03)	0:34.40 [2] (0:11.33)	0:23.07 [2] (0:11.14)	0:11.93 [4] (0:11.93)	4.9L	0:34.40	-2
6	7 CALICO DRIFTER Karl Zechner	3	68.1 800m	0:10.90 800m	1:04.14 [6] (0:14.06)	0:50.08 [6] (0:10.90)	0:39.18 [6] (0:11.98)	0:27.20 [6] (0:12.82)	0:14.38 [6] (0:14.38)	36.4L	0:39.18	+1

Scratched: Aquaholic (#1), San Jose Boy (#5)



Horse/Jockey Name	Not Surprised
Final Rank	1
Fastest Section Time (Section)	0:10.83 (800m)
Top Speed [km/h] (Section)	69.6 (Overall)
Race State	Finished



Sunshine Coast Poly Track QLD Professional

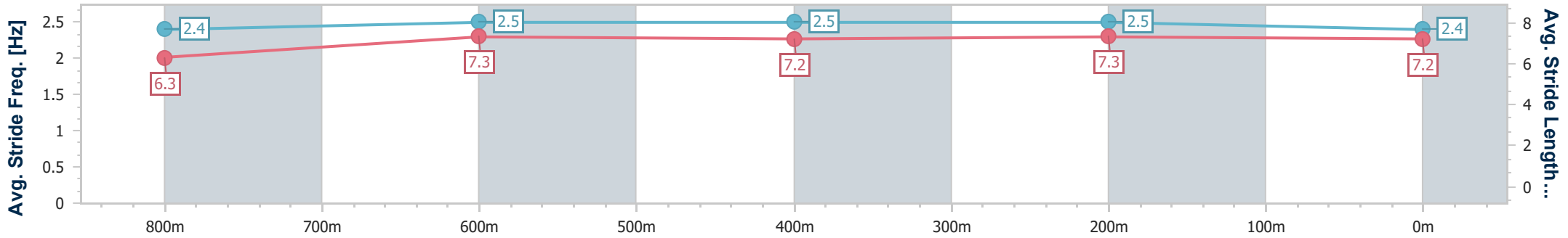
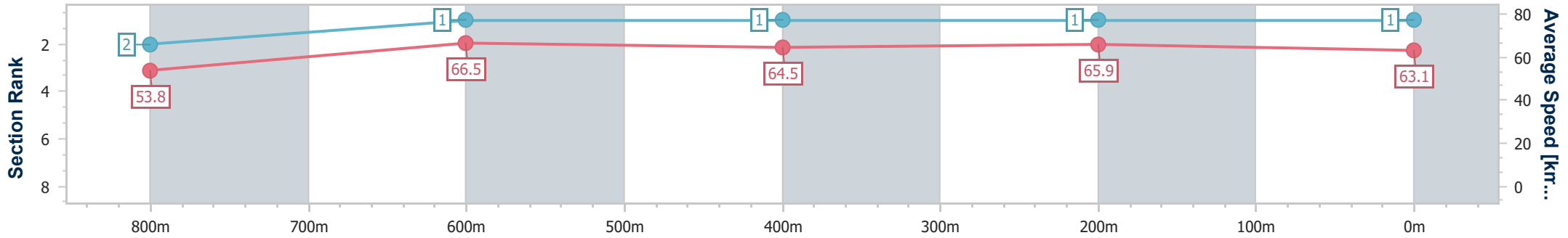
Race 1: TAB QTIS Two-Year-Old Maiden Plate - 1000m



05 May 2024 - 13:05

Track Rating: Synthetic, Weather: Overcast, Rail Position: True

Section	Overall	800m	600m	400m	200m
Section Times	0:57.87 [1] (0:13.41)	0:44.46 [2] (0:10.83)	0:33.63 [1] (0:11.28)	0:22.35 [1] (0:10.97)	0:11.38 [1] (0:11.38)
Average Speed [km/h]	53.8	66.5	64.5	65.9	63.1
Top Speed [km/h]	69.6	68.2	65.4	66.5	64.8
Avg. Dist. to Rail [m]	2.0	1.1	2.0	1.9	1.5
Avg. Stride Freq. [Hz]	2.4	2.5	2.5	2.5	2.4
Avg. Stride Length [m]	6.3	7.3	7.2	7.3	7.2



- [ ] Ranking at each section and finish
- .-.- No data available at this section
- NA No data available



Horse/Jockey Name	Butwedid
Final Rank	2
Fastest Section Time (Section)	0:10.89 (400m)
Top Speed [km/h] (Section)	68.1 (800m)
Race State	Finished



Sunshine Coast Poly Track QLD Professional

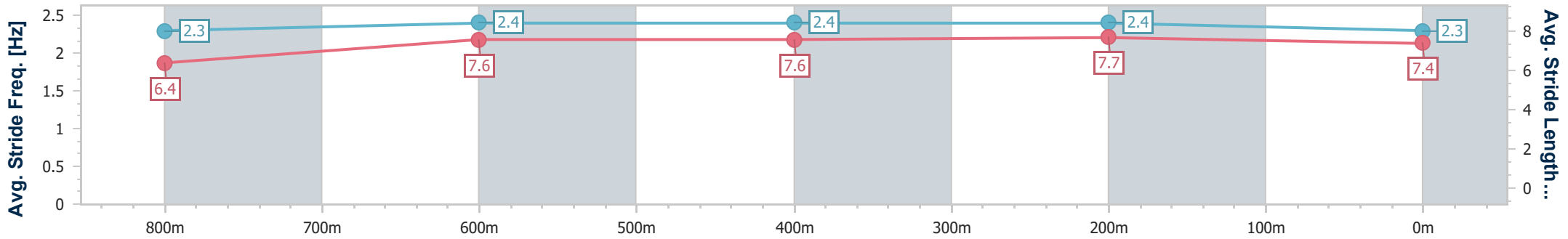
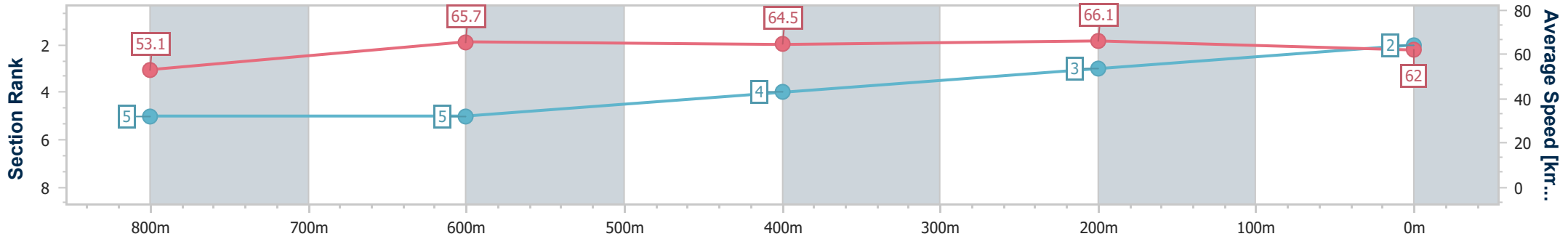
Race 1: TAB QTIS Two-Year-Old Maiden Plate - 1000m



05 May 2024 - 13:05

Track Rating: Synthetic, Weather: Overcast, Rail Position: True

Section	Overall	800m	600m	400m	200m
Section Times	0:58.36 [2] (0:13.57)	0:44.79 [5] (0:11.10)	0:33.69 [5] (0:11.22)	0:22.47 [4] (0:10.89)	0:11.58 [3] (0:11.58)
Average Speed [km/h]	53.1	65.7	64.5	66.1	62.0
Top Speed [km/h]	67.7	68.1	65.5	67.1	66.0
Avg. Dist. to Rail [m]	5.7	1.8	0.5	1.0	1.3
Avg. Stride Freq. [Hz]	2.3	2.4	2.4	2.4	2.3
Avg. Stride Length [m]	6.4	7.6	7.6	7.7	7.4



- [ ] Ranking at each section and finish
- .-.- No data available at this section
- NA No data available



Horse/Jockey Name	Bank Book
Final Rank	3
Fastest Section Time (Section)	0:10.97 (400m)
Top Speed [km/h] (Section)	68.8 (Overall)
Race State	Finished



Sunshine Coast Poly Track QLD Professional

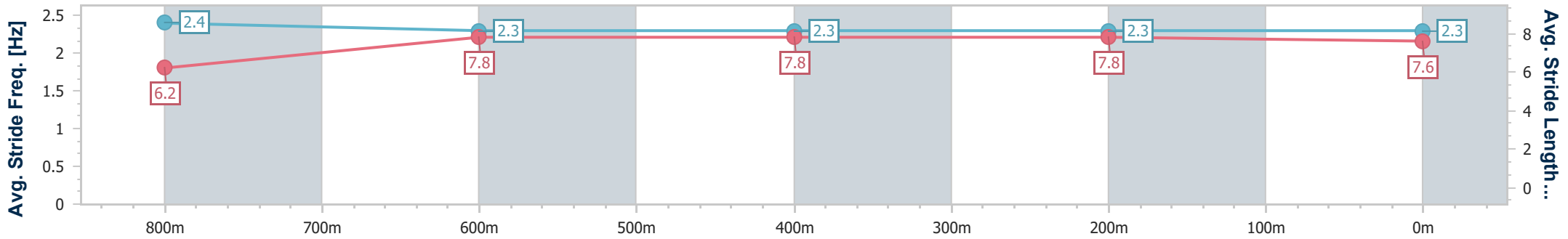
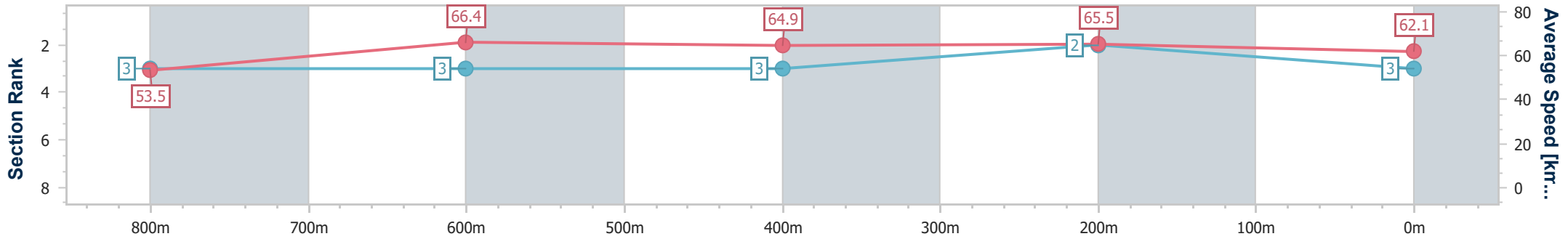
Race 1: TAB QTIS Two-Year-Old Maiden Plate - 1000m



05 May 2024 - 13:05

Track Rating: Synthetic, Weather: Overcast, Rail Position: True

Section	Overall	800m	600m	400m	200m
Section Times	0:58.40 [3] (0:13.49)	0:44.91 [3] (0:11.10)	0:33.81 [3] (0:11.22)	0:22.59 [3] (0:10.97)	0:11.62 [2] (0:11.62)
Average Speed [km/h]	53.5	66.4	64.9	65.5	62.1
Top Speed [km/h]	68.8	68.7	66.2	67.1	64.4
Avg. Dist. to Rail [m]	6.9	3.1	1.8	1.6	2.8
Avg. Stride Freq. [Hz]	2.4	2.3	2.3	2.3	2.3
Avg. Stride Length [m]	6.2	7.8	7.8	7.8	7.6



- [ ] Ranking at each section and finish
- .-.- No data available at this section
- NA No data available



Horse/Jockey Name	Saint Vincent
Final Rank	4
Fastest Section Time (Section)	0:11.03 (400m)
Top Speed [km/h] (Section)	67.7 (Overall)
Race State	Finished



Sunshine Coast Poly Track QLD Professional

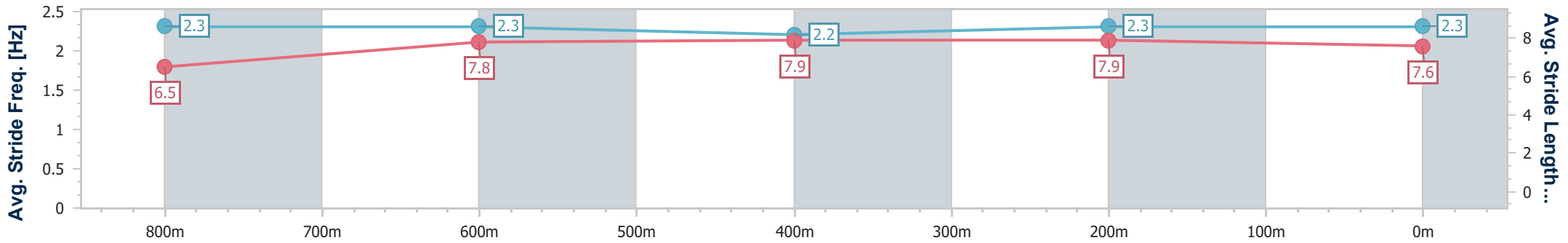
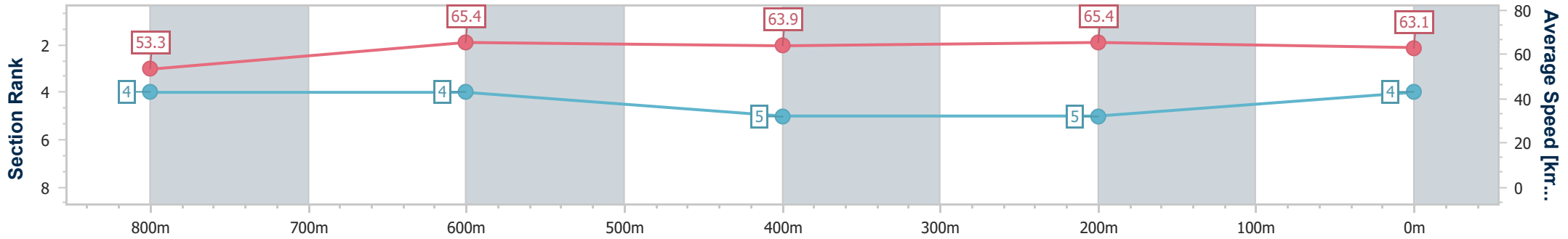
Race 1: TAB QTIS Two-Year-Old Maiden Plate - 1000m



05 May 2024 - 13:05

Track Rating: Synthetic, Weather: Overcast, Rail Position: True

Section	Overall	800m	600m	400m	200m
Section Times	0:58.41 [4] (0:13.55)	0:44.86 [4] (0:11.07)	0:33.79 [4] (0:11.36)	0:22.43 [5] (0:11.03)	0:11.40 [5] (0:11.40)
Average Speed [km/h]	53.3	65.4	63.9	65.4	63.1
Top Speed [km/h]	67.7	67.2	64.6	66.2	64.9
Avg. Dist. to Rail [m]	2.5	1.0	1.2	2.1	4.6
Avg. Stride Freq. [Hz]	2.3	2.3	2.2	2.3	2.3
Avg. Stride Length [m]	6.5	7.8	7.9	7.9	7.6



- [ ] Ranking at each section and finish
- .-.- No data available at this section
- NA No data available



Horse/Jockey Name	Li'l Rex
Final Rank	5
Fastest Section Time (Section)	0:11.03 (800m)
Top Speed [km/h] (Section)	68.2 (Overall)
Race State	Finished



Sunshine Coast Poly Track QLD Professional

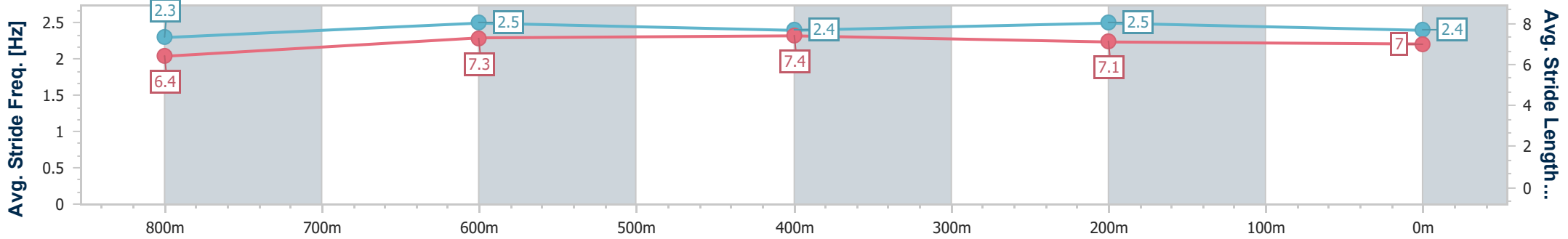
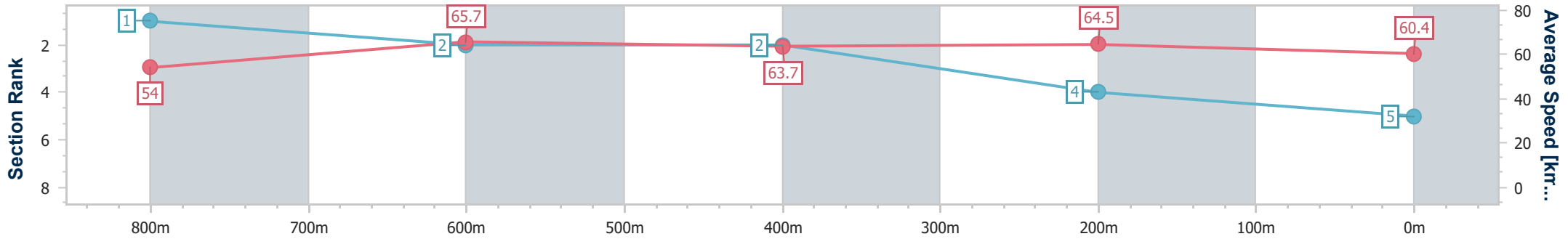
Race 1: TAB QTIS Two-Year-Old Maiden Plate - 1000m



05 May 2024 - 13:05

Track Rating: Synthetic, Weather: Overcast, Rail Position: True

Section	Overall	800m	600m	400m	200m
Section Times	0:58.75 [5] (0:13.32)	0:45.43 [1] (0:11.03)	0:34.40 [2] (0:11.33)	0:23.07 [2] (0:11.14)	0:11.93 [4] (0:11.93)
Average Speed [km/h]	54.0	65.7	63.7	64.5	60.4
Top Speed [km/h]	68.2	68.2	65.3	65.3	63.8
Avg. Dist. to Rail [m]	3.6	0.6	0.3	0.2	0.8
Avg. Stride Freq. [Hz]	2.3	2.5	2.4	2.5	2.4
Avg. Stride Length [m]	6.4	7.3	7.4	7.1	7.0



- [ ] Ranking at each section and finish
- .-.- No data available at this section
- NA No data available



Horse/Jockey Name	Calico Drifter
Final Rank	6
Fastest Section Time (Section)	0:10.90 (800m)
Top Speed [km/h] (Section)	68.1 (800m)
Race State	Finished



Sunshine Coast Poly Track QLD Professional

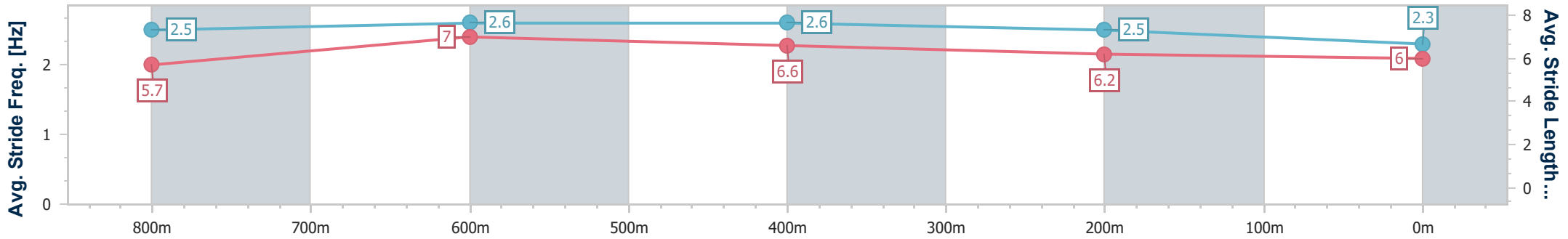
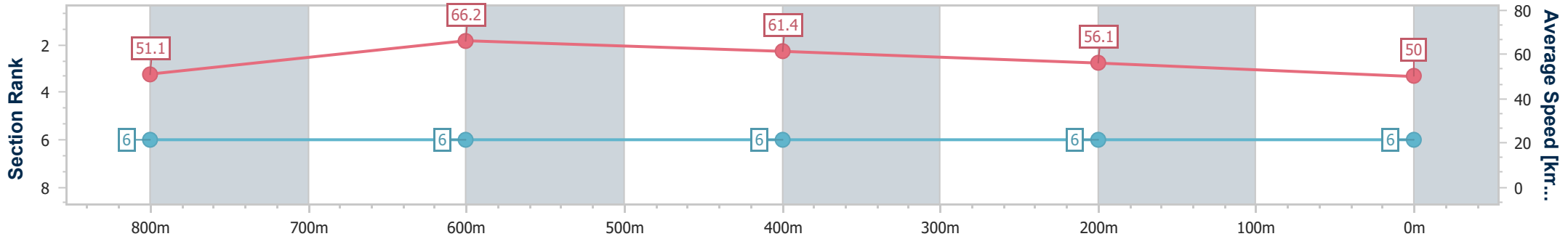
Race 1: TAB QTIS Two-Year-Old Maiden Plate - 1000m

05 May 2024 - 13:05



Track Rating: Synthetic, Weather: Overcast, Rail Position: True

Section	Overall	800m	600m	400m	200m
Section Times	1:04.14 [6] (0:14.06)	0:50.08 [6] (0:10.90)	0:39.18 [6] (0:11.98)	0:27.20 [6] (0:12.82)	0:14.38 [6] (0:14.38)
Average Speed [km/h]	51.1	66.2	61.4	56.1	50.0
Top Speed [km/h]	67.2	68.1	64.4	58.7	53.2
Avg. Dist. to Rail [m]	4.3	0.6	3.0	3.5	3.6
Avg. Stride Freq. [Hz]	2.5	2.6	2.6	2.5	2.3
Avg. Stride Length [m]	5.7	7.0	6.6	6.2	6.0



- [ ] Ranking at each section and finish
- .-.- No data available at this section
- NA No data available