



Toowoomba QLD Professional

Race 1: TOOWOOMBA PLASTICS Class 2 Handicap - 1100m

04 May 2024 - 17:00



Track Rating: Good 4 , Weather: Fine , Rail Position: +2m Entire

Section		Overall											Last 600m	
Field Times		1:07.31											0:35.62	
		(0:08.56)												
		1000m												
		0:58.75												
		(0:11.39)												
		800m												
		0:47.36												
		(0:11.74)												
		600m												
		0:35.62												
		(0:11.92)												
		400m												
		0:23.70												
		(0:11.64)												
		200m												
		0:12.06												
		(0:12.06)												
Rank	TAB	Horse/Jockey	Barrier	Top Speed [km/h]	Fastest Section	Overall	1000m	800m	600m	400m	200m	Margin	Distance Travelled [m]	
1	11	LARA'S LAULET Les Tilley	11	64.0	0:08.92	1:07.31 [1] (0:08.92)	0:58.39 [4] (0:11.68)	0:46.71 [7] (0:11.88)	0:34.83 [7] (0:11.74)	0:23.09 [6] (0:11.46)	0:11.63 [4] (0:11.63)	1:07.31	0:34.83	
2	3	TRYANZA Dan McGillivray	7	65.2	0:08.56	1:07.36 [2] (0:08.56)	0:58.80 [1] (0:11.39)	0:47.41 [1] (0:11.74)	0:35.67 [1] (0:11.92)	0:23.75 [1] (0:11.64)	0:12.11 [1] (0:12.11)	0.2L	0:35.67 -2	
3	15	DUCHESS BREE Nathan Evans	1	64.2	0:09.38	1:07.61 [3] (0:09.38)	0:58.23 [10] (0:11.83)	0:46.40 [10] (0:11.68)	0:34.72 [10] (0:11.69)	0:23.03 [9] (0:11.44)	0:11.59 [7] (0:11.59)	1.5L	0:34.72 -1	
4	1	MASTER GEE Yvette Lewis	9	64.9	0:08.76	1:07.69 [4] (0:08.76)	0:58.93 [2] (0:11.41)	0:47.52 [2] (0:11.64)	0:35.88 [2] (0:11.82)	0:24.06 [2] (0:11.73)	0:12.33 [2] (0:12.33)	1.9L	0:35.88 +0	
5	9	SUISSE SCANDAL Cobi Vitler	4	65.6	0:08.98	1:07.71 [5] (0:08.98)	0:58.73 [6] (0:11.54)	0:47.19 [5] (0:11.57)	0:35.62 [4] (0:11.76)	0:23.86 [4] (0:11.77)	0:12.09 [3] (0:12.09)	2L	0:35.62 -2	
6	14	MOLLY GOLIGHTLY Karl Zechner	10	64.6	0:09.16	1:07.74 [6] (0:09.16)	0:58.58 [7] (0:11.41)	0:47.17 [6] (0:11.66)	0:35.51 [5] (0:11.88)	0:23.63 [5] (0:11.71)	0:11.92 [6] (0:11.92)	2.2L	0:35.51 +0	
7	7	BOOM BY BY Olivia Webb	3	63.2	0:09.36	1:08.43 [7] (0:09.36)	0:59.07 [9] (0:11.72)	0:47.35 [9] (0:11.78)	0:35.57 [9] (0:11.76)	0:23.81 [10] (0:11.62)	0:12.19 [8] (0:12.19)	6.2L	0:35.57 +2	
8	2	SNEAKY SHARK Georgina Cartwright	2	65.0	0:08.89	1:08.55 [8] (0:08.89)	0:59.66 [3] (0:11.43)	0:48.23 [3] (0:11.70)	0:36.53 [3] (0:11.82)	0:24.71 [3] (0:11.87)	0:12.84 [5] (0:12.84)	6.7L	0:36.53 -4	
9	12	BOOGA RAY Madeleine Wishart	8	64.8	0:09.20	1:08.67 [9] (0:09.20)	0:59.47 [8] (0:11.52)	0:47.95 [8] (0:11.88)	0:36.07 [8] (0:11.91)	0:24.16 [8] (0:11.83)	0:12.33 [10] (0:12.33)	7.2L	0:36.07 +2	
10	17	MY MOSES Dylan Bennett	6	64.3	0:08.93	1:08.75 [10] (0:08.93)	0:59.82 [5] (0:11.56)	0:48.26 [4] (0:11.77)	0:36.49 [6] (0:12.09)	0:24.40 [7] (0:11.89)	0:12.51 [9] (0:12.51)	7.7L	0:36.49 +5	

Scratched: New Maher (#8), La Boqueria (#10), King Of The Jungle (#4), Outwitted (#5), Deferential (#6), Naughty Words (#13)



Toowoomba QLD Professional

Race 1: TOOWOOMBA PLASTICS Class 2 Handicap - 1100m

04 May 2024 - 17:00



Track Rating: Good 4 , Weather: Fine , Rail Position: +2m Entire

Section	Overall	1000m	800m	600m	400m	200m	Last 600m
Field Times	1:07.31 (0:08.56)	0:58.75 (0:11.39)	0:47.36 (0:11.74)	0:35.62 (0:11.92)	0:23.70 (0:11.64)	0:12.06 (0:12.06)	0:35.62

Rank	TAB	Horse/Jockey	Barrier	Top Speed [km/h]	Fastest Section	Margin	Distance Travelled [m]
11	16	REACTOR	5	64.1	0:09.51	10L	+3
		Stacey Callow		800m	Overall		

Scratched: New Maher (#8), La Boqueria (#10), King Of The Jungle (#4), Outwitted (#5), Deferential (#6), Naughty Words (#13)



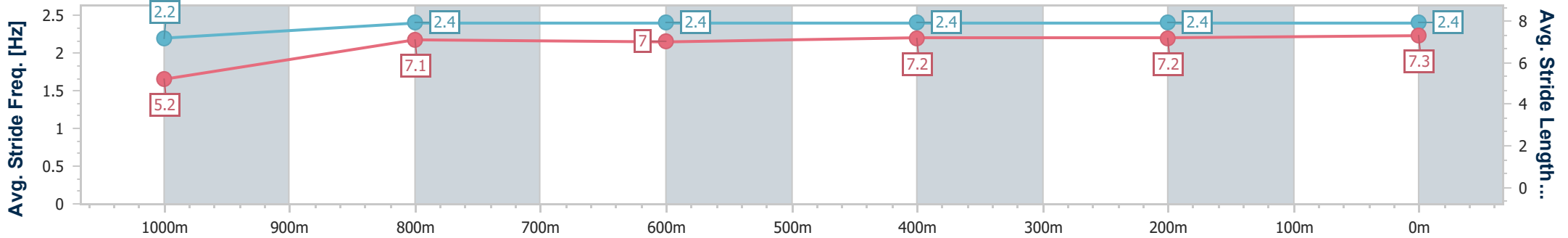
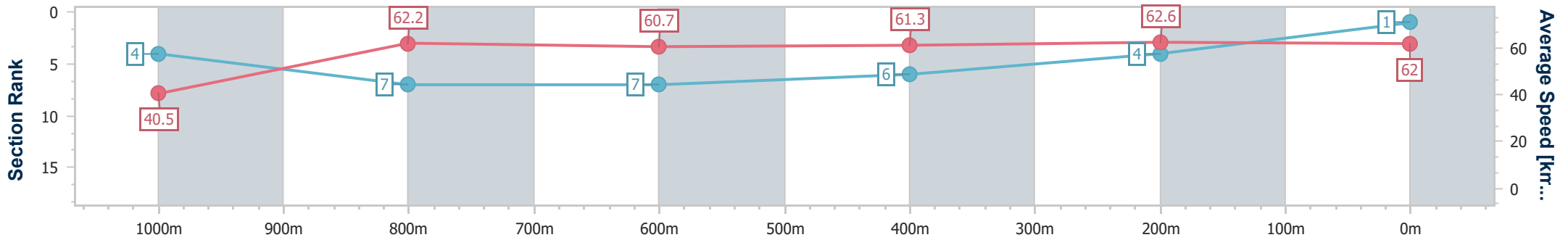
Horse/Jockey Name	Lara's Laulet
Final Rank	1
Fastest Section Time (Section)	0:08.92 (Overall)
Top Speed [km/h] (Section)	64.0 (400m)
Race State	Finished



Toowoomba QLD Professional
 Race 1: TOOWOOMBA PLASTICS Class 2 Handicap - 1100m
 04 May 2024 - 17:00
 Track Rating: Good 4 , Weather: Fine , Rail Position: +2m Entire



Section	Overall	1000m	800m	600m	400m	200m
Section Times	1:07.31 [1] (0:08.92)	0:58.39 [4] (0:11.68)	0:46.71 [7] (0:11.88)	0:34.83 [7] (0:11.74)	0:23.09 [6] (0:11.46)	0:11.63 [4]
Average Speed [km/h]	40.5	62.2	60.7	61.3	62.6	62.0
Top Speed [km/h]	59.3	63.4	62.9	63.4	64.0	63.8
Avg. Dist. to Rail [m]	9.3	2.7	1.2	0.4	1.1	0.9
Avg. Stride Freq. [Hz]	2.2	2.4	2.4	2.4	2.4	2.4
Avg. Stride Length [m]	5.2	7.1	7.0	7.2	7.2	7.3



- [] Ranking at each section and finish
- .-.- No data available at this section
- NA No data available



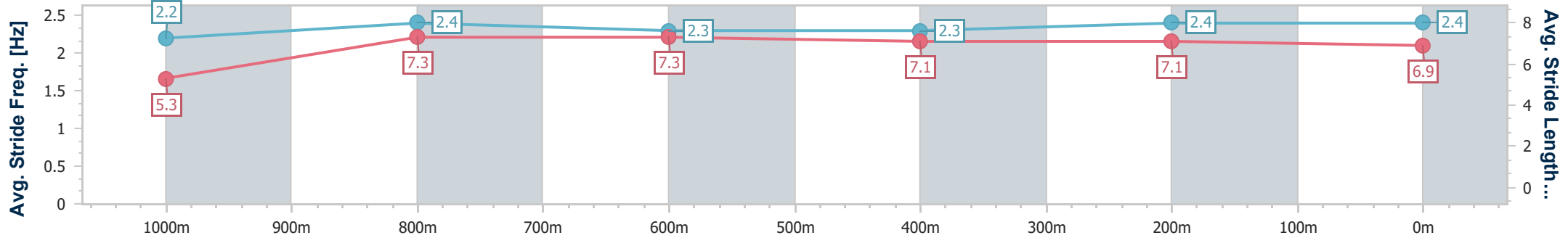
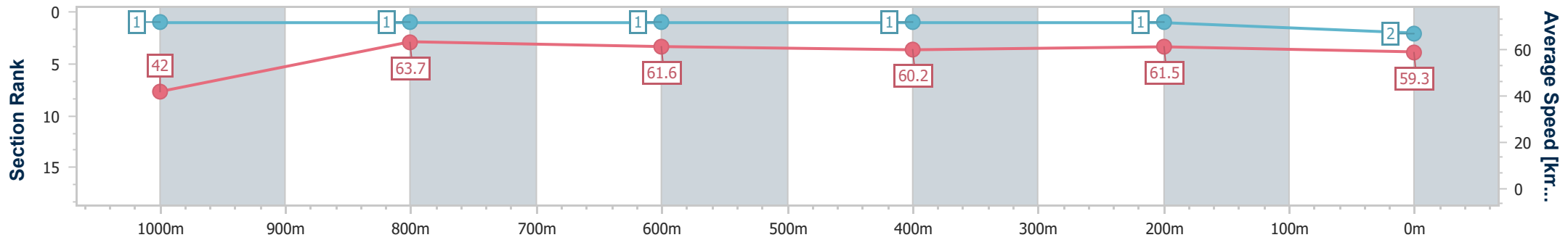
Horse/Jockey Name	Tryanza
Final Rank	2
Fastest Section Time (Section)	0:08.56 (Overall)
Top Speed [km/h] (Section)	65.2 (1000m)
Race State	Finished



Toowoomba QLD Professional
 Race 1: TOOWOOMBA PLASTICS Class 2 Handicap - 1100m
 04 May 2024 - 17:00
 Track Rating: Good 4 , Weather: Fine , Rail Position: +2m Entire



Section	Overall	1000m	800m	600m	400m	200m
Section Times	1:07.36 [2] (0:08.56)	0:58.80 [1] (0:11.39)	0:47.41 [1] (0:11.74)	0:35.67 [1] (0:11.92)	0:23.75 [1] (0:11.64)	0:12.11 [1] (0:12.11)
Average Speed [km/h]	42.0	63.7	61.6	60.2	61.5	59.3
Top Speed [km/h]	64.6	65.2	62.3	61.7	62.9	61.3
Avg. Dist. to Rail [m]	6.9	2.8	0.8	0.7	1.0	1.3
Avg. Stride Freq. [Hz]	2.2	2.4	2.3	2.3	2.4	2.4
Avg. Stride Length [m]	5.3	7.3	7.3	7.1	7.1	6.9



- [] Ranking at each section and finish
- .-.- No data available at this section
- NA No data available



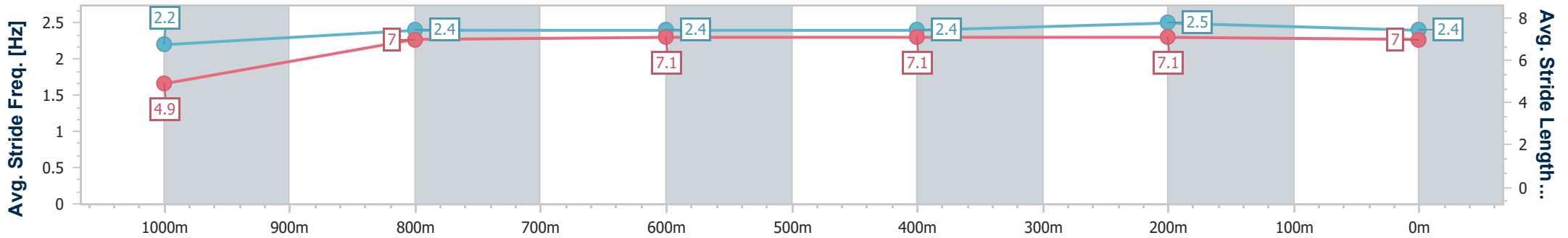
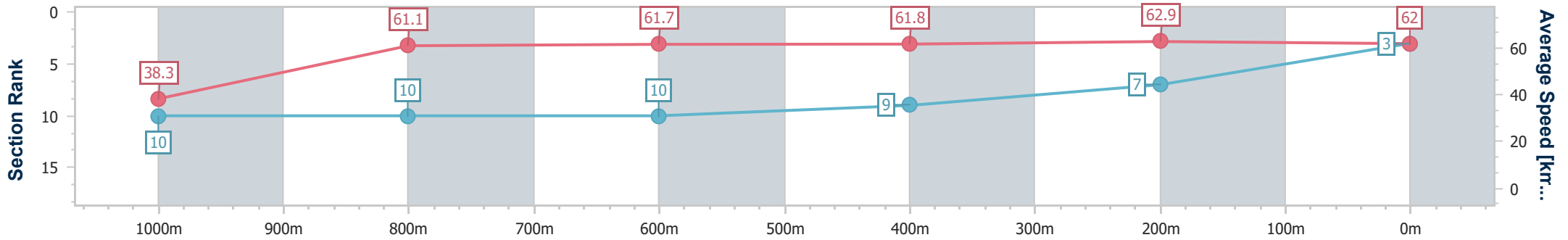
Horse/Jockey Name	Duchess Bree
Final Rank	3
Fastest Section Time (Section)	0:09.38 (Overall)
Top Speed [km/h] (Section)	64.2 (400m)
Race State	Finished



Toowoomba QLD Professional
 Race 1: TOOWOOMBA PLASTICS Class 2 Handicap - 1100m
 04 May 2024 - 17:00
 Track Rating: Good 4 , Weather: Fine , Rail Position: +2m Entire



Section	Overall	1000m	800m	600m	400m	200m
Section Times	1:07.61 [3] (0:09.38)	0:58.23 [10] (0:11.83)	0:46.40 [10] (0:11.68)	0:34.72 [10] (0:11.69)	0:23.03 [9] (0:11.44)	0:11.59 [7] (0:11.59)
Average Speed [km/h]	38.3	61.1	61.7	61.8	62.9	62.0
Top Speed [km/h]	59.4	62.7	62.9	63.1	64.2	63.9
Avg. Dist. to Rail [m]	1.9	0.9	0.8	0.2	0.6	0.4
Avg. Stride Freq. [Hz]	2.2	2.4	2.4	2.4	2.5	2.4
Avg. Stride Length [m]	4.9	7.0	7.1	7.1	7.1	7.0



- [] Ranking at each section and finish
- .-.- No data available at this section
- NA No data available



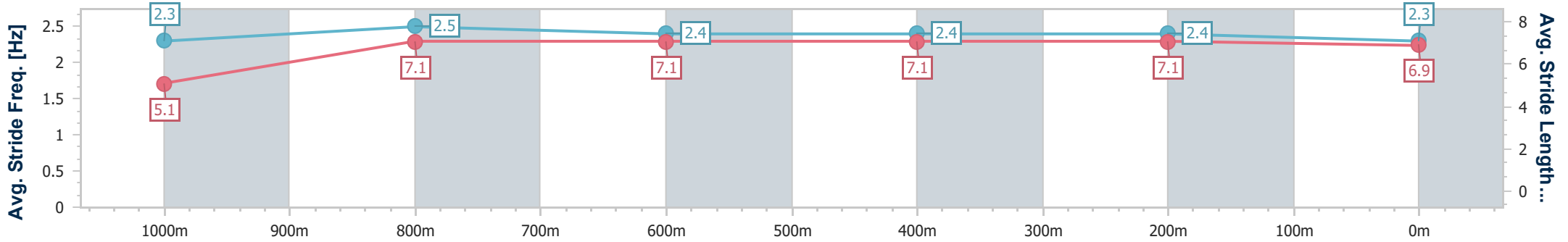
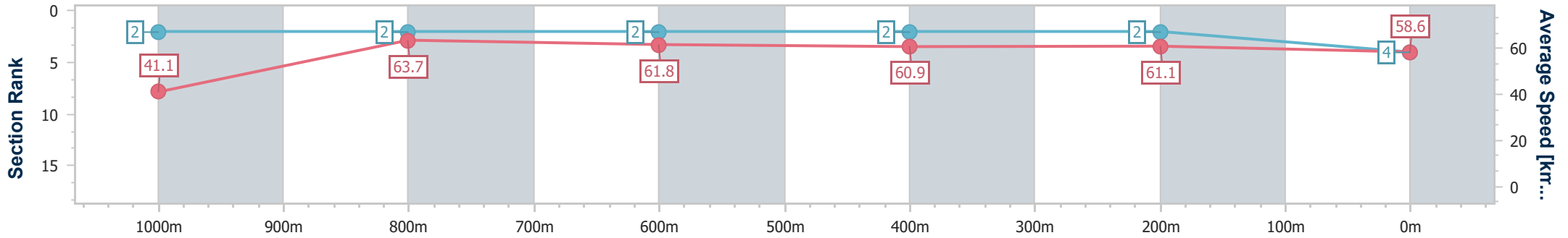
Horse/Jockey Name	Master Gee
Final Rank	4
Fastest Section Time (Section)	0:08.76 (Overall)
Top Speed [km/h] (Section)	64.9 (1000m)
Race State	Finished



Toowoomba QLD Professional
Race 1: TOOWOOMBA PLASTICS Class 2 Handicap - 1100m
04 May 2024 - 17:00
Track Rating: Good 4 , Weather: Fine , Rail Position: +2m Entire



Section	Overall	1000m	800m	600m	400m	200m
Section Times	1:07.69 [4] (0:08.76)	0:58.93 [2] (0:11.41)	0:47.52 [2] (0:11.64)	0:35.88 [2] (0:11.82)	0:24.06 [2] (0:11.73)	0:12.33 [2] (0:12.33)
Average Speed [km/h]	41.1	63.7	61.8	60.9	61.1	58.6
Top Speed [km/h]	63.5	64.9	62.5	62.5	62.2	61.4
Avg. Dist. to Rail [m]	9.0	3.9	0.3	0.6	1.2	3.0
Avg. Stride Freq. [Hz]	2.3	2.5	2.4	2.4	2.4	2.3
Avg. Stride Length [m]	5.1	7.1	7.1	7.1	7.1	6.9



- [] Ranking at each section and finish
- .-.- No data available at this section
- NA No data available



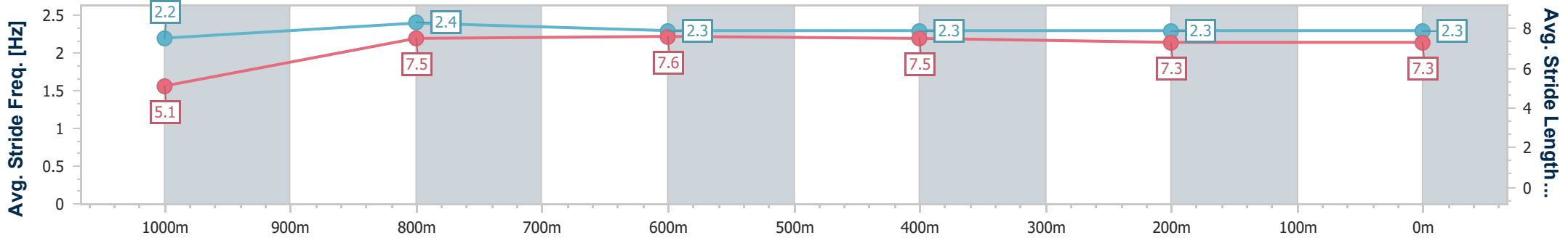
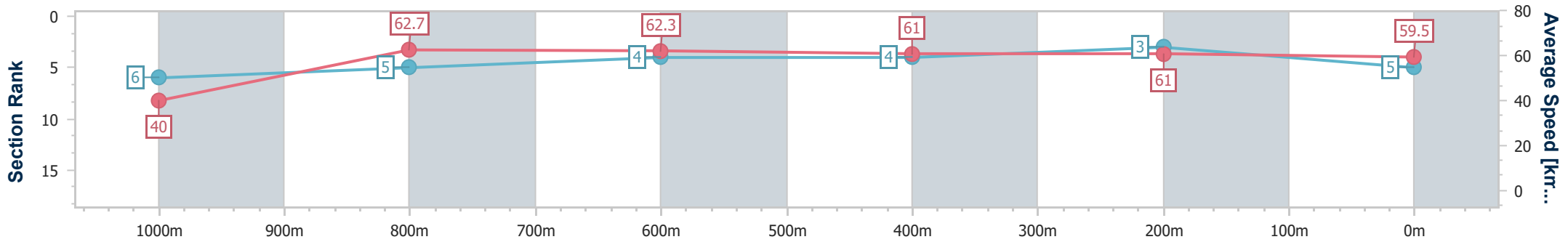
Horse/Jockey Name	Suisse Scandal
Final Rank	5
Fastest Section Time (Section)	0:08.98 (Overall)
Top Speed [km/h] (Section)	65.6 (1000m)
Race State	Finished



Toowoomba QLD Professional
 Race 1: TOOWOOMBA PLASTICS Class 2 Handicap - 1100m
 04 May 2024 - 17:00
 Track Rating: Good 4 , Weather: Fine , Rail Position: +2m Entire



Section	Overall	1000m	800m	600m	400m	200m
Section Times	1:07.71 [5] (0:08.98)	0:58.73 [6] (0:11.54)	0:47.19 [5] (0:11.57)	0:35.62 [4] (0:11.76)	0:23.86 [4] (0:11.77)	0:12.09 [3] (0:12.09)
Average Speed [km/h]	40.0	62.7	62.3	61.0	61.0	59.5
Top Speed [km/h]	65.4	65.6	62.6	62.1	62.0	60.7
Avg. Dist. to Rail [m]	5.3	2.5	0.4	0.8	1.4	4.3
Avg. Stride Freq. [Hz]	2.2	2.4	2.3	2.3	2.3	2.3
Avg. Stride Length [m]	5.1	7.5	7.6	7.5	7.3	7.3



- [] Ranking at each section and finish
- .-.- No data available at this section
- NA No data available



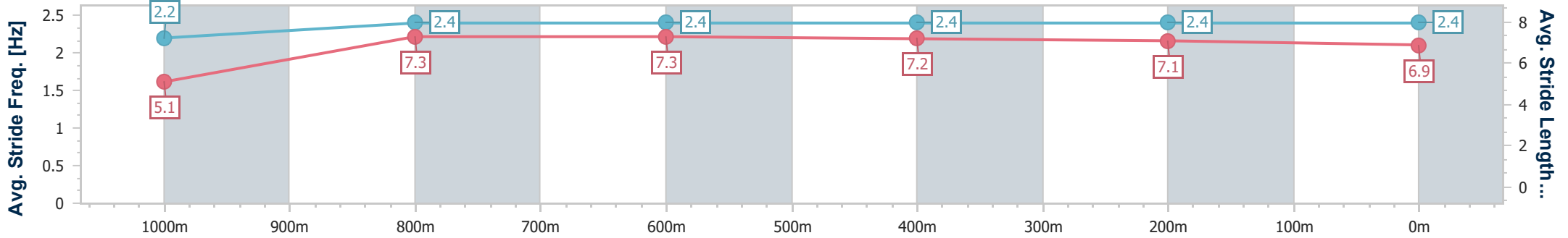
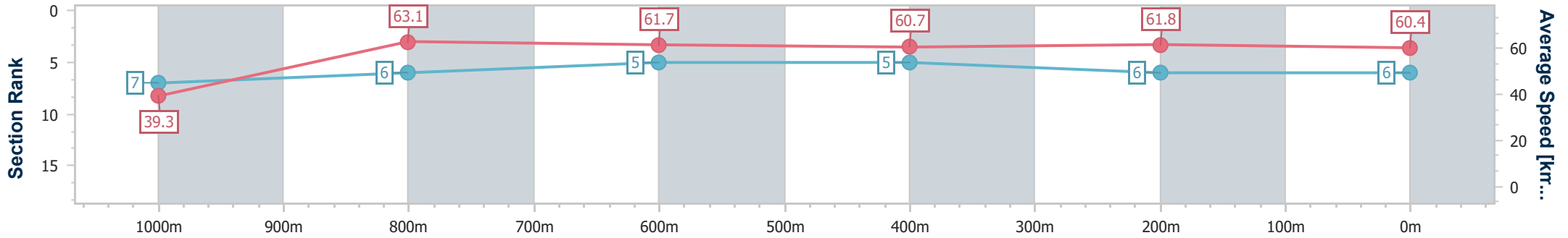
Horse/Jockey Name	Molly Golightly
Final Rank	6
Fastest Section Time (Section)	0:09.16 (Overall)
Top Speed [km/h] (Section)	64.6 (1000m)
Race State	Finished



Toowoomba QLD Professional
 Race 1: TOOWOOMBA PLASTICS Class 2 Handicap - 1100m
 04 May 2024 - 17:00
 Track Rating: Good 4 , Weather: Fine , Rail Position: +2m Entire



Section	Overall	1000m	800m	600m	400m	200m
Section Times	1:07.74 [6] (0:09.16)	0:58.58 [7] (0:11.41)	0:47.17 [6] (0:11.66)	0:35.51 [5] (0:11.88)	0:23.63 [5] (0:11.71)	0:11.92 [6] (0:11.92)
Average Speed [km/h]	39.3	63.1	61.7	60.7	61.8	60.4
Top Speed [km/h]	60.3	64.6	63.2	62.1	62.7	61.8
Avg. Dist. to Rail [m]	7.5	0.8	0.5	0.9	1.1	4.1
Avg. Stride Freq. [Hz]	2.2	2.4	2.4	2.4	2.4	2.4
Avg. Stride Length [m]	5.1	7.3	7.3	7.2	7.1	6.9



- [] Ranking at each section and finish
- .-.- No data available at this section
- NA No data available



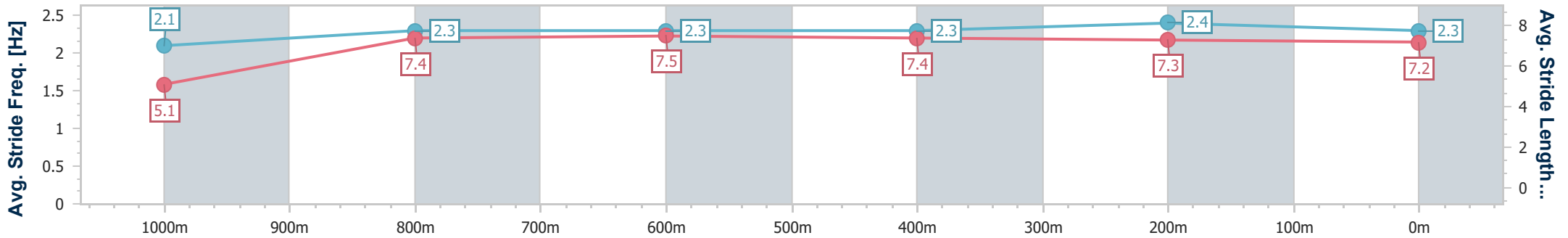
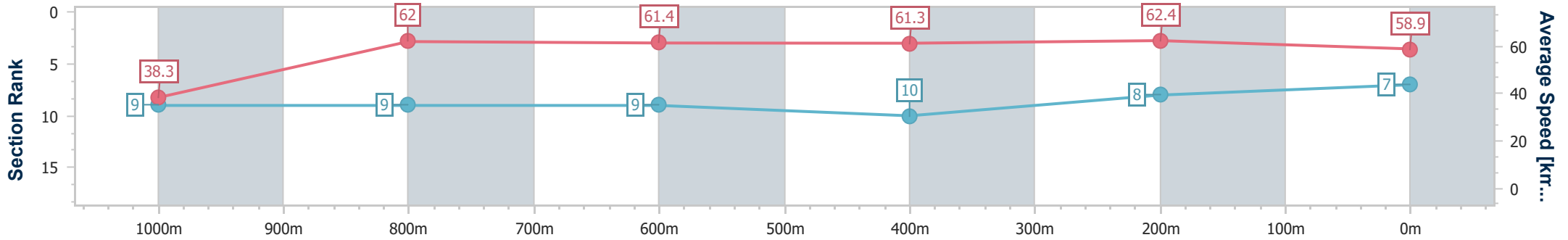
Horse/Jockey Name	Boom By By
Final Rank	7
Fastest Section Time (Section)	0:09.36 (Overall)
Top Speed [km/h] (Section)	63.2 (400m)
Race State	Finished



Toowoomba QLD Professional
 Race 1: TOOWOOMBA PLASTICS Class 2 Handicap - 1100m
 04 May 2024 - 17:00
 Track Rating: Good 4 , Weather: Fine , Rail Position: +2m Entire



Section	Overall	1000m	800m	600m	400m	200m
Section Times	1:08.43 [7] (0:09.36)	0:59.07 [9] (0:11.72)	0:47.35 [9] (0:11.78)	0:35.57 [9] (0:11.76)	0:23.81 [10] (0:11.62)	0:12.19 [8] (0:12.19)
Average Speed [km/h]	38.3	62.0	61.4	61.3	62.4	58.9
Top Speed [km/h]	61.2	62.8	62.5	62.0	63.2	61.3
Avg. Dist. to Rail [m]	4.9	2.9	1.1	0.6	2.1	4.9
Avg. Stride Freq. [Hz]	2.1	2.3	2.3	2.3	2.4	2.3
Avg. Stride Length [m]	5.1	7.4	7.5	7.4	7.3	7.2



- [] Ranking at each section and finish
- .-.- No data available at this section
- NA No data available



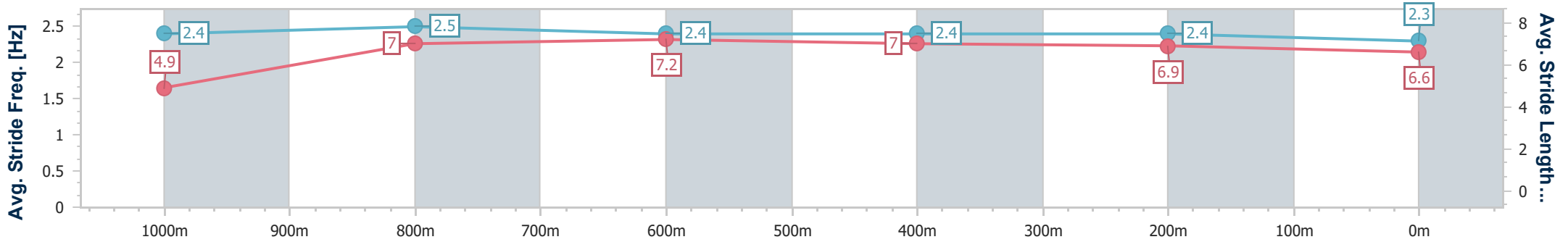
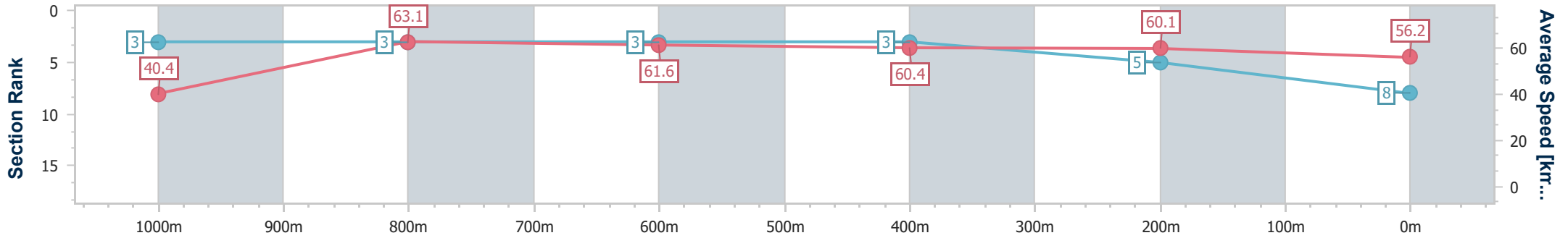
Horse/Jockey Name	Sneaky Shark
Final Rank	8
Fastest Section Time (Section)	0:08.89 (Overall)
Top Speed [km/h] (Section)	65.0 (1000m)
Race State	Finished



Toowoomba QLD Professional
 Race 1: TOOWOOMBA PLASTICS Class 2 Handicap - 1100m
 04 May 2024 - 17:00
 Track Rating: Good 4 , Weather: Fine , Rail Position: +2m Entire



Section	Overall	1000m	800m	600m	400m	200m
Section Times	1:08.55 [8] (0:08.89)	0:59.66 [3] (0:11.43)	0:48.23 [3] (0:11.70)	0:36.53 [3] (0:11.82)	0:24.71 [3] (0:11.87)	0:12.84 [5] (0:12.84)
Average Speed [km/h]	40.4	63.1	61.6	60.4	60.1	56.2
Top Speed [km/h]	63.7	65.0	62.3	62.3	62.4	59.5
Avg. Dist. to Rail [m]	2.8	1.0	0.4	1.6	1.2	0.6
Avg. Stride Freq. [Hz]	2.4	2.5	2.4	2.4	2.4	2.3
Avg. Stride Length [m]	4.9	7.0	7.2	7.0	6.9	6.6



- [] Ranking at each section and finish
- .-.- No data available at this section
- NA No data available



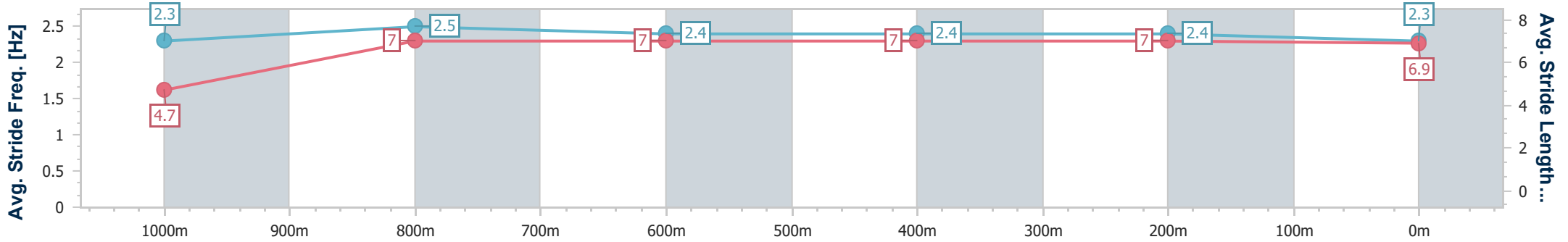
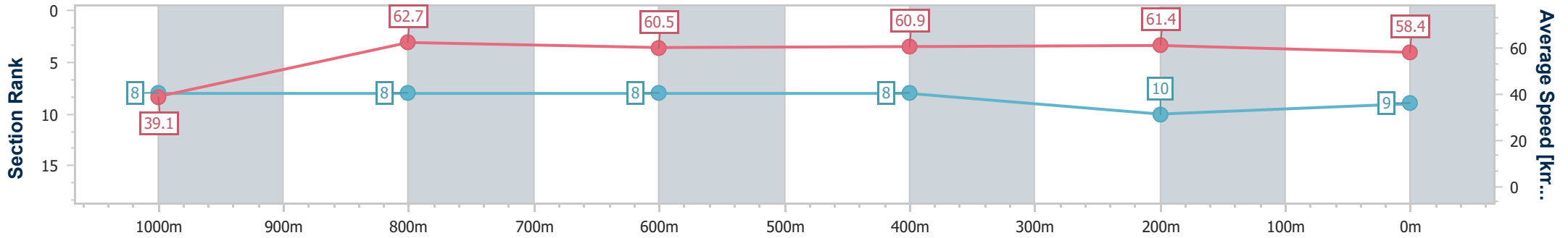
Horse/Jockey Name	Booga Ray
Final Rank	9
Fastest Section Time (Section)	0:09.20 (Overall)
Top Speed [km/h] (Section)	64.8 (1000m)
Race State	Finished



Toowoomba QLD Professional
 Race 1: TOOWOOMBA PLASTICS Class 2 Handicap - 1100m
 04 May 2024 - 17:00
 Track Rating: Good 4 , Weather: Fine , Rail Position: +2m Entire



Section	Overall	1000m	800m	600m	400m	200m
Section Times	1:08.67 [9] (0:09.20)	0:59.47 [8] (0:11.52)	0:47.95 [8] (0:11.88)	0:36.07 [8] (0:11.91)	0:24.16 [8] (0:11.83)	0:12.33 [10] (0:12.33)
Average Speed [km/h]	39.1	62.7	60.5	60.9	61.4	58.4
Top Speed [km/h]	62.3	64.8	62.2	62.2	62.6	60.0
Avg. Dist. to Rail [m]	6.5	1.3	0.4	1.2	2.7	3.1
Avg. Stride Freq. [Hz]	2.3	2.5	2.4	2.4	2.4	2.3
Avg. Stride Length [m]	4.7	7.0	7.0	7.0	7.0	6.9



- [] Ranking at each section and finish
- .-.- No data available at this section
- NA No data available



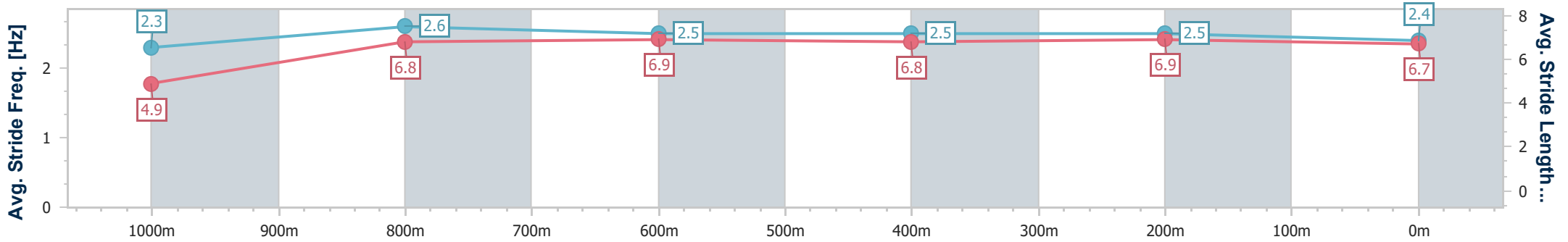
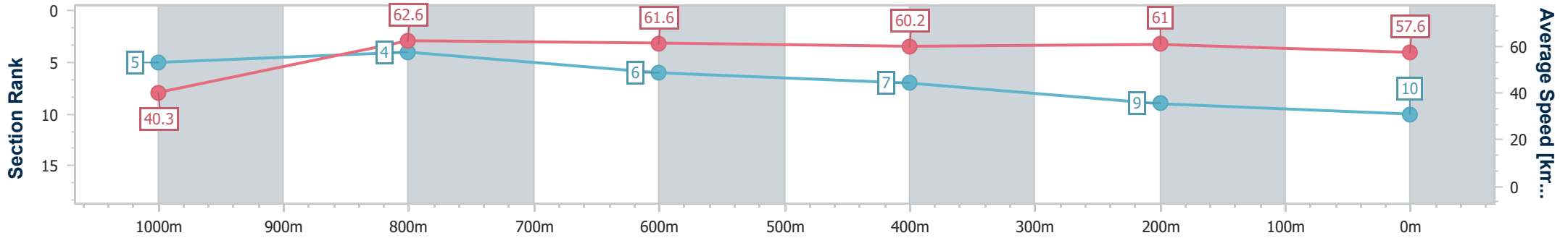
Horse/Jockey Name	My Moses
Final Rank	10
Fastest Section Time (Section)	0:08.93 (Overall)
Top Speed [km/h] (Section)	64.3 (1000m)
Race State	Finished



Toowoomba QLD Professional
 Race 1: TOOWOOMBA PLASTICS Class 2 Handicap - 1100m
 04 May 2024 - 17:00
 Track Rating: Good 4 , Weather: Fine , Rail Position: +2m Entire



Section	Overall	1000m	800m	600m	400m	200m
Section Times	1:08.75 [10] (0:08.93)	0:59.82 [5] (0:11.56)	0:48.26 [4] (0:11.77)	0:36.49 [6] (0:12.09)	0:24.40 [7] (0:11.89)	0:12.51 [9] (0:12.51)
Average Speed [km/h]	40.3	62.6	61.6	60.2	61.0	57.6
Top Speed [km/h]	62.4	64.3	63.5	61.1	62.2	60.3
Avg. Dist. to Rail [m]	6.2	2.2	2.3	2.5	2.8	5.4
Avg. Stride Freq. [Hz]	2.3	2.6	2.5	2.5	2.5	2.4
Avg. Stride Length [m]	4.9	6.8	6.9	6.8	6.9	6.7



- [] Ranking at each section and finish
- .-.- No data available at this section
- NA No data available



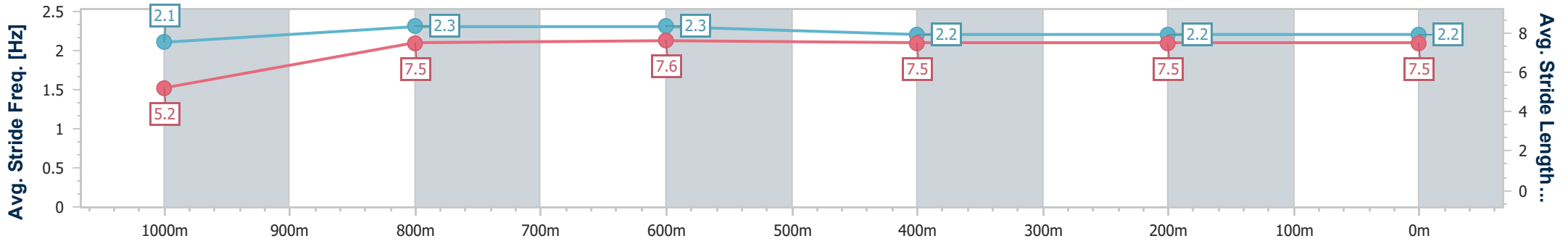
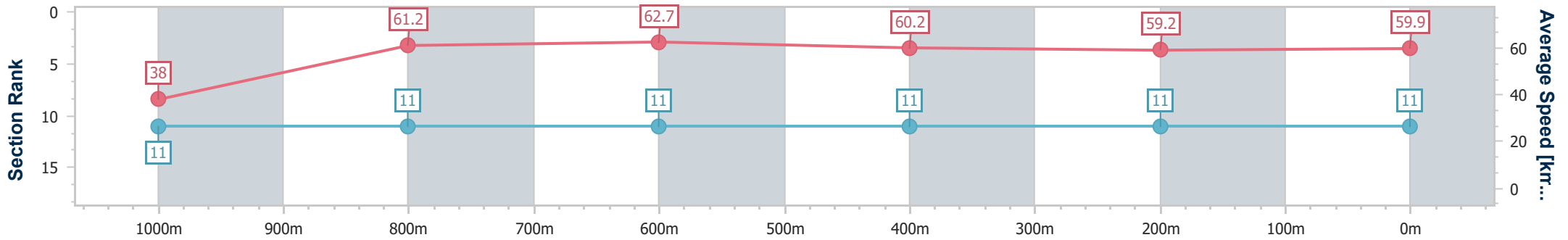
Horse/Jockey Name	Reactor
Final Rank	11
Fastest Section Time (Section)	0:09.51 (Overall)
Top Speed [km/h] (Section)	64.1 (800m)
Race State	Finished



Toowoomba QLD Professional
 Race 1: TOOWOOMBA PLASTICS Class 2 Handicap - 1100m
 04 May 2024 - 17:00
 Track Rating: Good 4 , Weather: Fine , Rail Position: +2m Entire



Section	Overall	1000m	800m	600m	400m	200m
Section Times	1:09.17 [11] (0:09.51)	0:59.66 [11] (0:11.83)	0:47.83 [11] (0:11.60)	0:36.23 [11] (0:12.03)	0:24.20 [11] (0:12.15)	0:12.05 [11] (0:12.05)
Average Speed [km/h]	38.0	61.2	62.7	60.2	59.2	59.9
Top Speed [km/h]	59.4	63.8	64.1	61.6	60.0	60.4
Avg. Dist. to Rail [m]	4.8	2.1	2.9	1.6	0.3	0.4
Avg. Stride Freq. [Hz]	2.1	2.3	2.3	2.2	2.2	2.2
Avg. Stride Length [m]	5.2	7.5	7.6	7.5	7.5	7.5



- [] Ranking at each section and finish
- .-.- No data available at this section
- NA No data available



Toowoomba QLD Professional

Race 2: SHERRIN RENTALS BENCHMARK 60 Handicap - 1300m

04 May 2024 - 17:40



Track Rating: Good 4 , Weather: Fine, Rail Position: +2m Entire

Section		Overall	1200m	1000m	800m	600m	400m	Last 600m				
Field Times		1:19.66 (0:08.20)	1:11.46 (0:10.99)	1:00.47 (0:11.57)	0:48.90 (0:11.91)	0:36.99 (0:12.59)	0:24.40 (0:12.16)	0:36.99				
Rank	TAB Horse/Jockey	Barrier	Top Speed [km/h]	Fastest Section								Distance Travelled [m]
1	7 AUSBRED BLUEBIRD Dylan Bennett	10	69.1 1200m	0:09.07 Overall	1:19.66 [1] (0:09.07)	1:10.59 [10] (0:11.05)	0:59.54 [7] (0:11.66)	0:47.88 [6] (0:11.85)	0:36.03 [5] (0:12.07)	0:23.96 [4] (0:11.90)	0:36.03	
2	9 PUREZZA Olivia Webb	9	67.3 1200m	0:08.41 Overall	1:19.71 [2] (0:08.41)	1:11.30 [4] (0:11.03)	1:00.27 [2] (0:11.82)	0:48.45 [2] (0:11.99)	0:36.46 [2] (0:12.12)	0:24.34 [2] (0:12.05)	0:36.46	-2
3	4 ANYWAY YOU WANT IT Stacey Callow	12	64.6 1200m	0:08.47 Overall	1:19.89 [3] (0:08.47)	1:11.42 [5] (0:11.32)	1:00.10 [5] (0:11.71)	0:48.39 [4] (0:11.91)	0:36.48 [3] (0:12.14)	0:24.34 [3] (0:12.01)	0:36.48	+0
4	6 SHEPPEY Dan McGillivray	2	64.6 1200m	0:08.77 Overall	1:20.04 [4] (0:08.77)	1:11.27 [7] (0:11.40)	0:59.87 [8] (0:12.02)	0:47.85 [9] (0:11.99)	0:35.86 [9] (0:12.18)	0:23.68 [9] (0:11.75)	0:35.86	-2
5	8 NEW YORK GAL Cobi Vitler	3	64.2 1200m	0:08.36 Overall	1:20.28 [5] (0:08.36)	1:11.92 [3] (0:11.41)	1:00.51 [4] (0:11.88)	0:48.63 [5] (0:12.11)	0:36.52 [6] (0:12.18)	0:24.34 [6] (0:11.93)	0:36.52	-3
6	3 TABULAM Les Tilley	4	64.3 1200m	0:08.81 Overall	1:20.28 [6] (0:08.81)	1:11.47 [8] (0:11.43)	1:00.04 [9] (0:11.85)	0:48.19 [8] (0:11.89)	0:36.30 [8] (0:12.04)	0:24.26 [7] (0:11.94)	0:36.30	+3
7	5 ALFA LILY Yvette Lewis	15	66.4 1200m	0:08.20 Overall	1:20.93 [7] (0:08.20)	1:12.73 [1] (0:10.99)	1:01.74 [1] (0:11.57)	0:50.17 [1] (0:11.91)	0:38.26 [1] (0:12.59)	0:25.67 [1] (0:12.54)	0:38.26	-9
8	12 INDENTED HEAD Jake Molloy	13	66.6 1200m	0:08.61 Overall	1:21.03 [8] (0:08.61)	1:12.42 [6] (0:11.36)	1:01.06 [6] (0:11.83)	0:49.23 [7] (0:12.10)	0:37.13 [7] (0:12.19)	0:24.94 [8] (0:12.31)	0:37.13	-5
9	13 ARIAT Justin Stanley	8	66.6 1200m	0:08.26 Overall	1:21.42 [9] (0:08.26)	1:13.16 [2] (0:11.24)	1:01.92 [3] (0:11.84)	0:50.08 [3] (0:12.17)	0:37.91 [4] (0:12.42)	0:25.49 [5] (0:12.48)	0:37.91	-2
10	1 FLYING ROTHE Karl Zechner	6	65.3 1200m	0:08.96 Overall	1:21.76 [10] (0:08.96)	1:12.80 [9] (0:11.45)	1:01.35 [10] (0:11.88)	0:49.47 [10] (0:11.90)	0:37.57 [10] (0:12.33)	0:25.24 [10] (0:12.34)	0:37.57	-2

Scratched: Tomboy's Spirit (#10), Clear Blonde (#17), Bull Dimple Rum (#18), Jeronimos (#11), Union Spirit (#14), Echo Hunter (#15), Hussy Empress (#16), Outwitted (#2)



Toowoomba QLD Professional

Race 2: SHERRIN RENTALS BENCHMARK 60 Handicap - 1300m

04 May 2024 - 17:40



Track Rating: Good 4 , Weather: Fine, Rail Position: +2m Entire

Section				200m				Last 600m	
Field Times				0:12.24 (0:12.24)				0:36.99	
Rank	TAB	Horse/Jockey	Barrier	Top Speed [km/h]	Fastest Section	Margin			Distance Travelled [m]
1	7	AUSBRED BLUEBIRD Dylan Bennett	10	69.1 1200m	0:09.07 Overall	0:12.06 [3] (0:12.06)	1:19.66		0:36.03
2	9	PUREZZA Olivia Webb	9	67.3 1200m	0:08.41 Overall	0:12.29 [1] (0:12.29)	0.2L		0:36.46 -2
3	4	ANYWAY YOU WANT IT Stacey Callow	12	64.6 1200m	0:08.47 Overall	0:12.33 [2] (0:12.33)	1.2L		0:36.48 +0
4	6	SHEPPEY Dan McGillivray	2	64.6 1200m	0:08.77 Overall	0:11.93 [7] (0:11.93)	2L		0:35.86 -2
5	8	NEW YORK GAL Cobi Vitler	3	64.2 1200m	0:08.36 Overall	0:12.41 [5] (0:12.41)	3.3L		0:36.52 -3
6	3	TABULAM Les Tilley	4	64.3 1200m	0:08.81 Overall	0:12.32 [6] (0:12.32)	3.4L		0:36.30 +3
7	5	ALFA LILY Yvette Lewis	15	66.4 1200m	0:08.20 Overall	0:13.13 [4] (0:13.13)	7.2L		0:38.26 -9
8	12	INDENTED HEAD Jake Molloy	13	66.6 1200m	0:08.61 Overall	0:12.63 [8] (0:12.63)	7.7L		0:37.13 -5
9	13	ARIAT Justin Stanley	8	66.6 1200m	0:08.26 Overall	0:13.01 [9] (0:13.01)	10L		0:37.91 -2
10	1	FLYING ROTHE Karl Zechner	6	65.3 1200m	0:08.96 Overall	0:12.90 [10] (0:12.90)	12L		0:37.57 -2

Scratched: Tomboy's Spirit (#10), Clear Blonde (#17), Bull Dimple Rum (#18), Jeronimos (#11), Union Spirit (#14), Echo Hunter (#15), Hussy Empress (#16), Outwitted (#2)



Horse/Jockey Name	Ausbred Bluebird
Final Rank	1
Fastest Section Time (Section)	0:09.07 (Overall)
Top Speed [km/h] (Section)	69.1 (1200m)
Race State	Finished



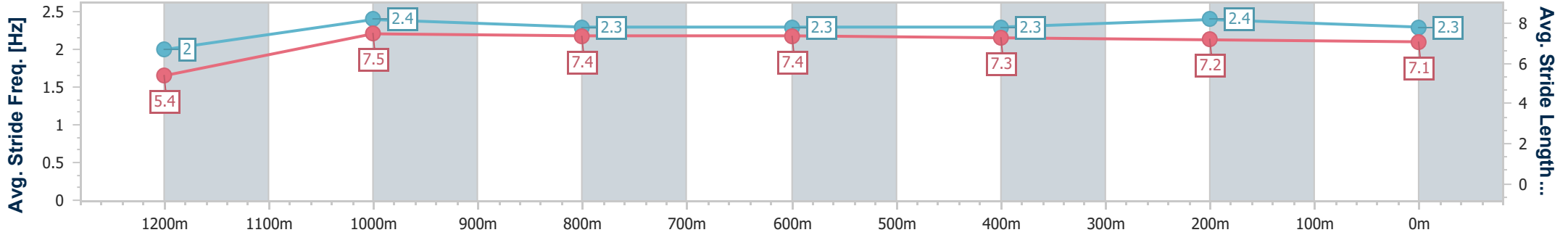
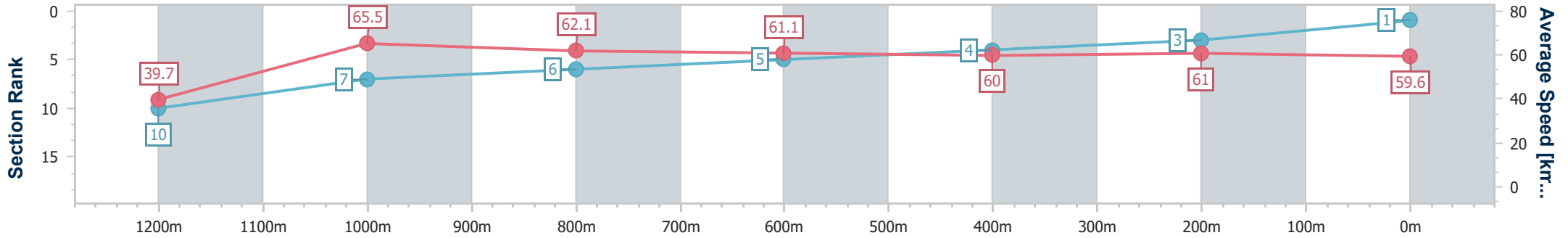
Toowoomba QLD Professional
Race 2: SHERRIN RENTALS BENCHMARK 60 Handicap - 1300m



04 May 2024 - 17:40

Track Rating: Good 4 , Weather: Fine, Rail Position: +2m Entire

Section	Overall	1200m	1000m	800m	600m	400m	200m
Section Times	1:19.66 [1] (0:09.07)	1:10.59 [10] (0:11.05)	0:59.54 [7] (0:11.66)	0:47.88 [6] (0:11.85)	0:36.03 [5] (0:12.07)	0:23.96 [4] (0:11.90)	0:12.06 [3] (0:12.06)
Average Speed [km/h]	39.7	65.5	62.1	61.1	60.0	61.0	59.6
Top Speed [km/h]	62.6	69.1	63.5	62.1	60.6	62.1	61.2
Avg. Dist. to Rail [m]	8.4	3.0	1.9	1.6	1.5	3.3	3.9
Avg. Stride Freq. [Hz]	2.0	2.4	2.3	2.3	2.3	2.4	2.3
Avg. Stride Length [m]	5.4	7.5	7.4	7.4	7.3	7.2	7.1



- [] Ranking at each section and finish
- .-.- No data available at this section
- NA No data available



Horse/Jockey Name	Purezza
Final Rank	2
Fastest Section Time (Section)	0:08.41 (Overall)
Top Speed [km/h] (Section)	67.3 (1200m)
Race State	Finished



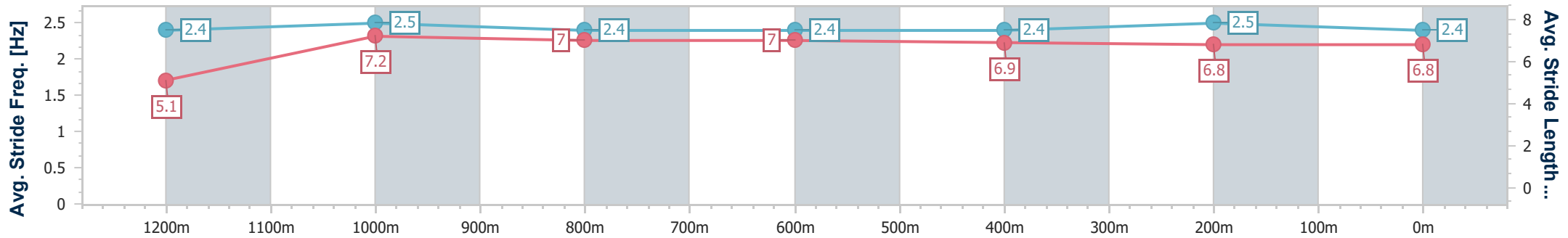
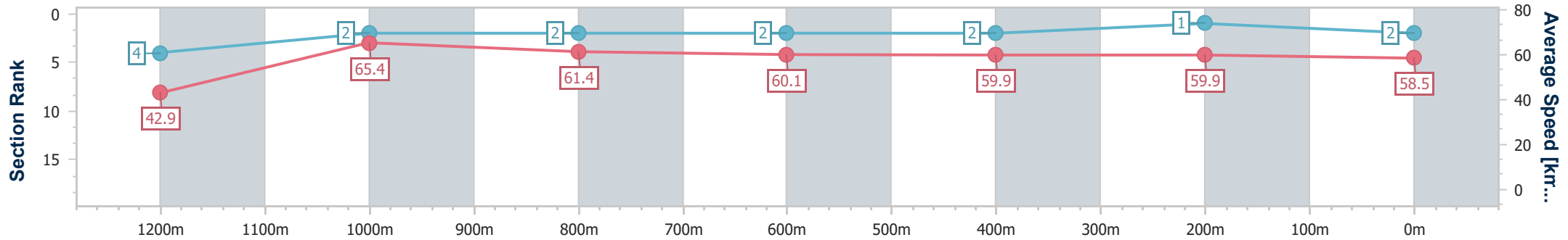
Toowoomba QLD Professional
Race 2: SHERRIN RENTALS BENCHMARK 60 Handicap - 1300m



04 May 2024 - 17:40

Track Rating: Good 4 , Weather: Fine, Rail Position: +2m Entire

Section	Overall	1200m	1000m	800m	600m	400m	200m
Section Times	1:19.71 [2] (0:08.41)	1:11.30 [4] (0:11.03)	1:00.27 [2] (0:11.82)	0:48.45 [2] (0:11.99)	0:36.46 [2] (0:12.12)	0:24.34 [2] (0:12.05)	0:12.29 [1] (0:12.29)
Average Speed [km/h]	42.9	65.4	61.4	60.1	59.9	59.9	58.5
Top Speed [km/h]	64.7	67.3	63.8	62.3	60.9	60.8	59.6
Avg. Dist. to Rail [m]	8.4	2.9	1.3	1.3	0.9	0.8	2.4
Avg. Stride Freq. [Hz]	2.4	2.5	2.4	2.4	2.4	2.5	2.4
Avg. Stride Length [m]	5.1	7.2	7.0	7.0	6.9	6.8	6.8



- [] Ranking at each section and finish
- .-.- No data available at this section
- NA No data available



Horse/Jockey Name	Anyway You Want It
Final Rank	3
Fastest Section Time (Section)	0:08.47 (Overall)
Top Speed [km/h] (Section)	64.6 (1200m)
Race State	Finished



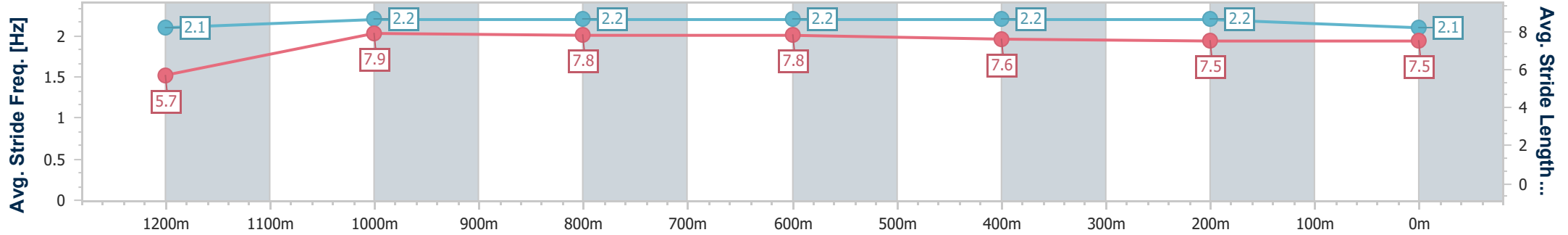
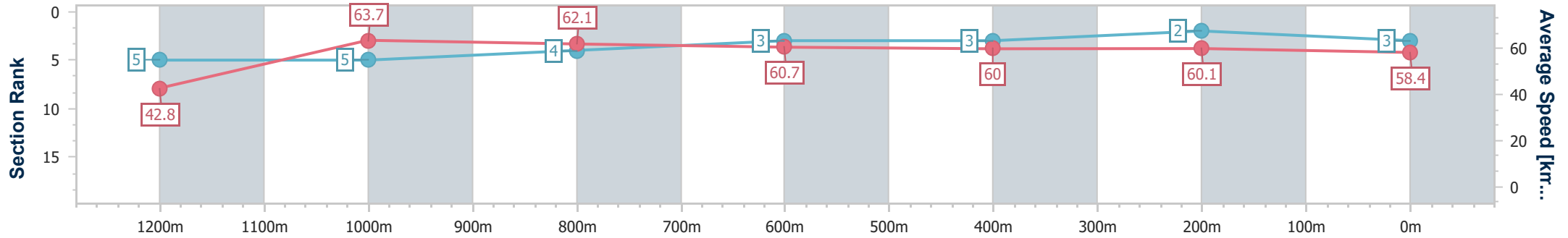
Toowoomba QLD Professional
Race 2: SHERRIN RENTALS BENCHMARK 60 Handicap - 1300m



04 May 2024 - 17:40

Track Rating: Good 4 , Weather: Fine, Rail Position: +2m Entire

Section	Overall	1200m	1000m	800m	600m	400m	200m
Section Times	1:19.89 [3] (0:08.47)	1:11.42 [5] (0:11.32)	1:00.10 [5] (0:11.71)	0:48.39 [4] (0:11.91)	0:36.48 [3] (0:12.14)	0:24.34 [3] (0:12.01)	0:12.33 [2] (0:12.33)
Average Speed [km/h]	42.8	63.7	62.1	60.7	60.0	60.1	58.4
Top Speed [km/h]	62.7	64.6	64.0	61.5	60.7	60.7	59.6
Avg. Dist. to Rail [m]	11.2	4.0	2.2	2.0	2.2	0.9	1.6
Avg. Stride Freq. [Hz]	2.1	2.2	2.2	2.2	2.2	2.2	2.1
Avg. Stride Length [m]	5.7	7.9	7.8	7.8	7.6	7.5	7.5



- [] Ranking at each section and finish
- .-.- No data available at this section
- NA No data available



Horse/Jockey Name	Sheppey
Final Rank	4
Fastest Section Time (Section)	0:08.77 (Overall)
Top Speed [km/h] (Section)	64.6 (1200m)
Race State	Finished



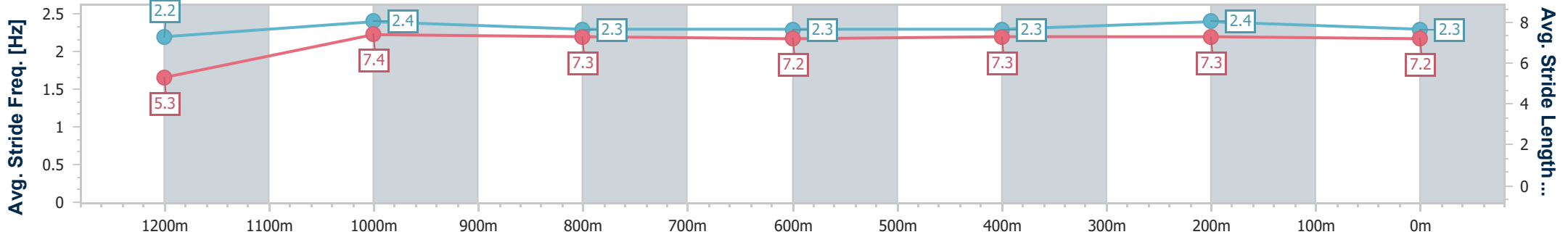
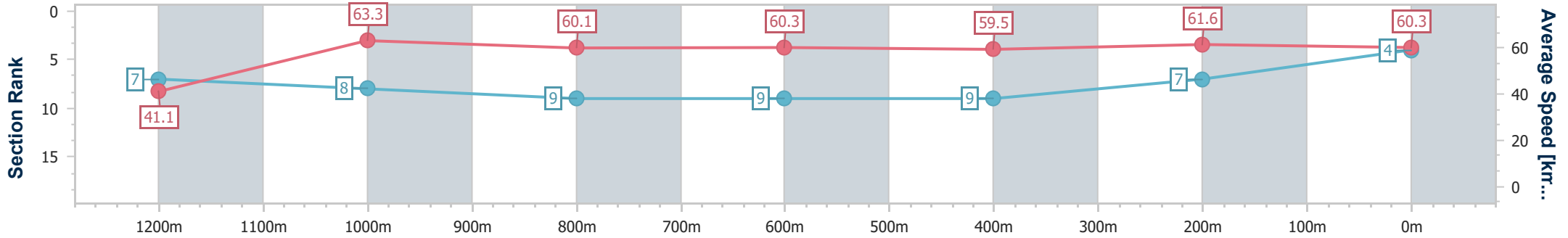
Toowoomba QLD Professional
Race 2: SHERRIN RENTALS BENCHMARK 60 Handicap - 1300m



04 May 2024 - 17:40

Track Rating: Good 4 , Weather: Fine, Rail Position: +2m Entire

Section	Overall	1200m	1000m	800m	600m	400m	200m
Section Times	1:20.04 [4] (0:08.77)	1:11.27 [7] (0:11.40)	0:59.87 [8] (0:12.02)	0:47.85 [9] (0:11.99)	0:35.86 [9] (0:12.18)	0:23.68 [9] (0:11.75)	0:11.93 [7] (0:11.93)
Average Speed [km/h]	41.1	63.3	60.1	60.3	59.5	61.6	60.3
Top Speed [km/h]	61.6	64.6	61.2	61.5	60.2	62.7	61.7
Avg. Dist. to Rail [m]	4.1	1.7	1.6	0.9	1.1	2.1	4.0
Avg. Stride Freq. [Hz]	2.2	2.4	2.3	2.3	2.3	2.4	2.3
Avg. Stride Length [m]	5.3	7.4	7.3	7.2	7.3	7.3	7.2



- [] Ranking at each section and finish
- .-.- No data available at this section
- NA No data available



Horse/Jockey Name	New York Gal
Final Rank	5
Fastest Section Time (Section)	0:08.36 (Overall)
Top Speed [km/h] (Section)	64.2 (1200m)
Race State	Finished



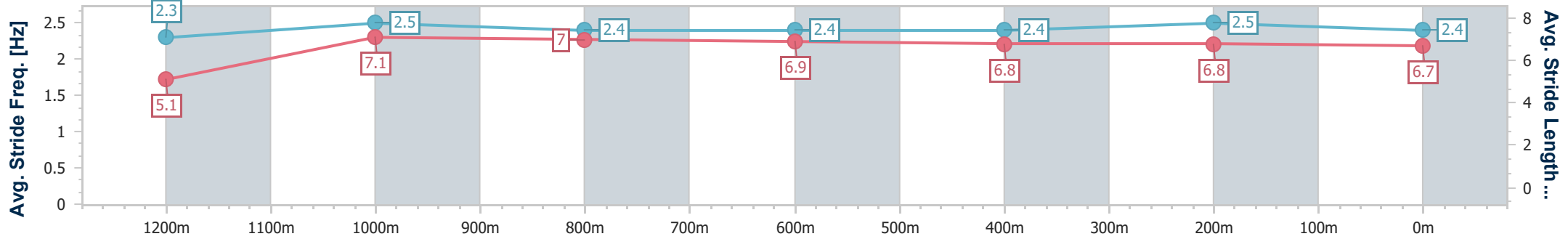
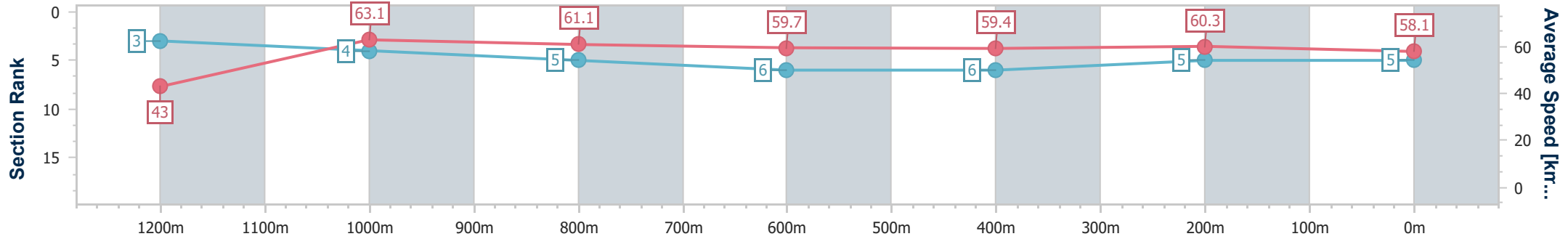
Toowoomba QLD Professional
Race 2: SHERRIN RENTALS BENCHMARK 60 Handicap - 1300m



04 May 2024 - 17:40

Track Rating: Good 4 , Weather: Fine, Rail Position: +2m Entire

Section	Overall	1200m	1000m	800m	600m	400m	200m
Section Times	1:20.28 [5] (0:08.36)	1:11.92 [3] (0:11.41)	1:00.51 [4] (0:11.88)	0:48.63 [5] (0:12.11)	0:36.52 [6] (0:12.18)	0:24.34 [6] (0:11.93)	0:12.41 [5] (0:12.41)
Average Speed [km/h]	43.0	63.1	61.1	59.7	59.4	60.3	58.1
Top Speed [km/h]	61.3	64.2	62.9	60.9	61.1	61.0	59.3
Avg. Dist. to Rail [m]	4.3	1.0	1.7	1.4	1.4	0.7	0.8
Avg. Stride Freq. [Hz]	2.3	2.5	2.4	2.4	2.4	2.5	2.4
Avg. Stride Length [m]	5.1	7.1	7.0	6.9	6.8	6.8	6.7



- [] Ranking at each section and finish
- .-.- No data available at this section
- NA No data available



Horse/Jockey Name	Tabulam
Final Rank	6
Fastest Section Time (Section)	0:08.81 (Overall)
Top Speed [km/h] (Section)	64.3 (1200m)
Race State	Finished



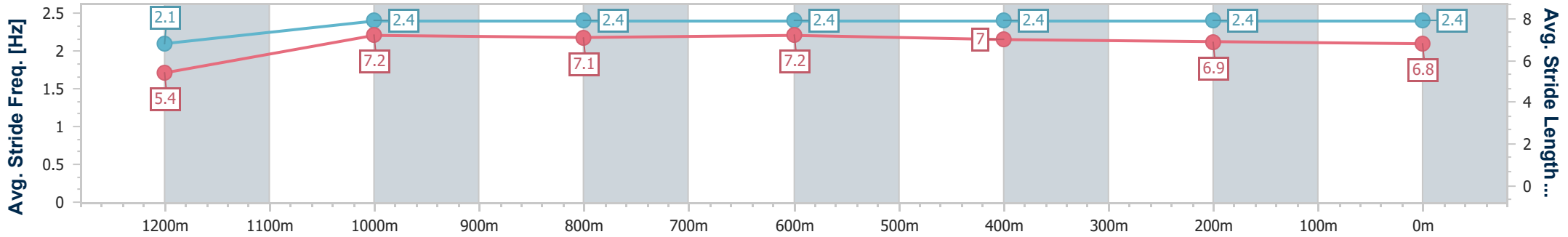
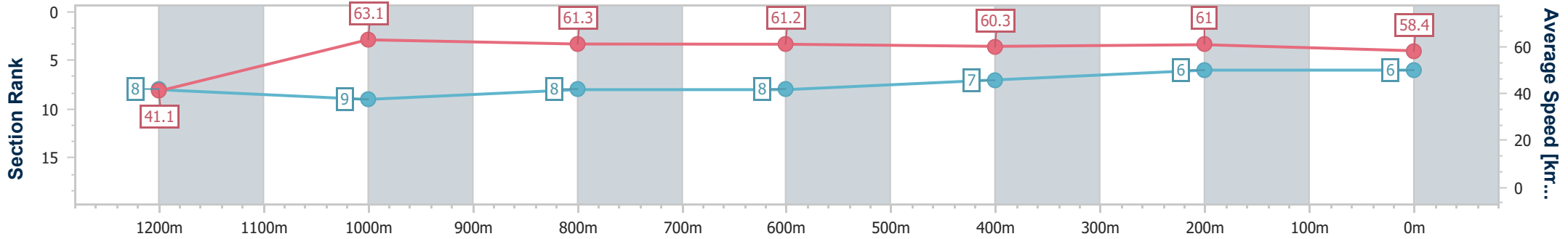
Toowoomba QLD Professional
Race 2: SHERRIN RENTALS BENCHMARK 60 Handicap - 1300m



04 May 2024 - 17:40

Track Rating: Good 4 , Weather: Fine, Rail Position: +2m Entire

Section	Overall	1200m	1000m	800m	600m	400m	200m
Section Times	1:20.28 [6] (0:08.81)	1:11.47 [8] (0:11.43)	1:00.04 [9] (0:11.85)	0:48.19 [8] (0:11.89)	0:36.30 [8] (0:12.04)	0:24.26 [7] (0:11.94)	0:12.32 [6] (0:12.32)
Average Speed [km/h]	41.1	63.1	61.3	61.2	60.3	61.0	58.4
Top Speed [km/h]	63.0	64.3	62.9	62.1	61.5	61.8	60.1
Avg. Dist. to Rail [m]	7.8	3.9	3.0	2.3	1.7	3.2	3.0
Avg. Stride Freq. [Hz]	2.1	2.4	2.4	2.4	2.4	2.4	2.4
Avg. Stride Length [m]	5.4	7.2	7.1	7.2	7.0	6.9	6.8



- [] Ranking at each section and finish
- .-.- No data available at this section
- NA No data available



Horse/Jockey Name	Alfa Lily
Final Rank	7
Fastest Section Time (Section)	0:08.20 (Overall)
Top Speed [km/h] (Section)	66.4 (1200m)
Race State	Finished



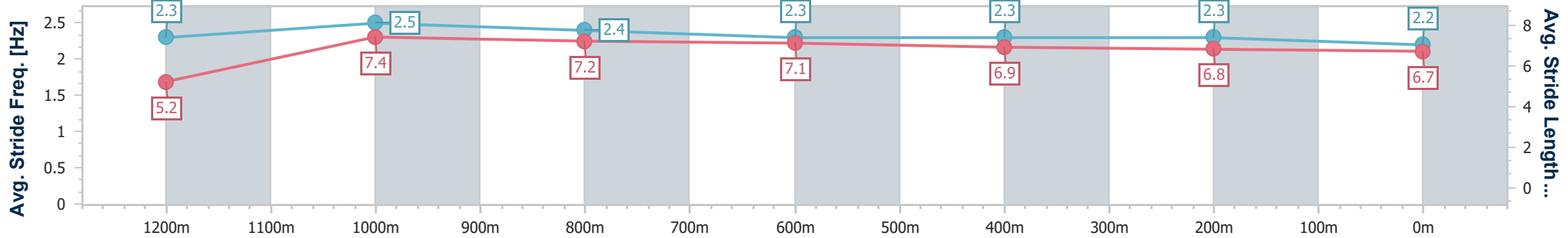
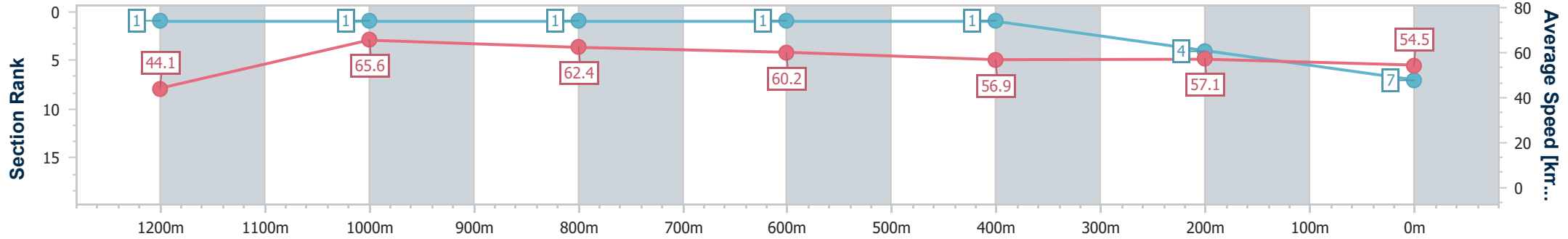
Toowoomba QLD Professional
Race 2: SHERRIN RENTALS BENCHMARK 60 Handicap - 1300m



04 May 2024 - 17:40

Track Rating: Good 4 , Weather: Fine, Rail Position: +2m Entire

Section	Overall	1200m	1000m	800m	600m	400m	200m
Section Times	1:20.93 [7] (0:08.20)	1:12.73 [1] (0:10.99)	1:01.74 [1] (0:11.57)	0:50.17 [1] (0:11.91)	0:38.26 [1] (0:12.59)	0:25.67 [1] (0:12.54)	0:13.13 [4] (0:13.13)
Average Speed [km/h]	44.1	65.6	62.4	60.2	56.9	57.1	54.5
Top Speed [km/h]	64.3	66.4	64.2	61.6	59.0	57.9	56.6
Avg. Dist. to Rail [m]	10.4	2.3	1.3	1.0	0.7	2.0	1.6
Avg. Stride Freq. [Hz]	2.3	2.5	2.4	2.3	2.3	2.3	2.2
Avg. Stride Length [m]	5.2	7.4	7.2	7.1	6.9	6.8	6.7



- [] Ranking at each section and finish
- .-.- No data available at this section
- NA No data available



Horse/Jockey Name	Indented Head
Final Rank	8
Fastest Section Time (Section)	0:08.61 (Overall)
Top Speed [km/h] (Section)	66.6 (1200m)
Race State	Finished



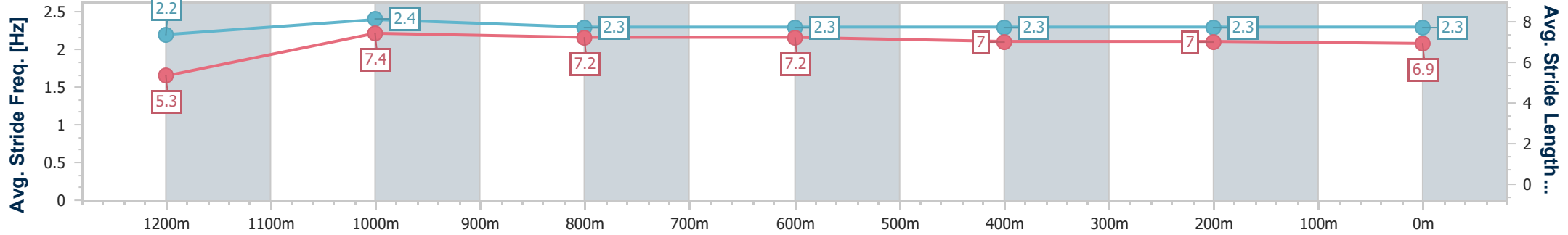
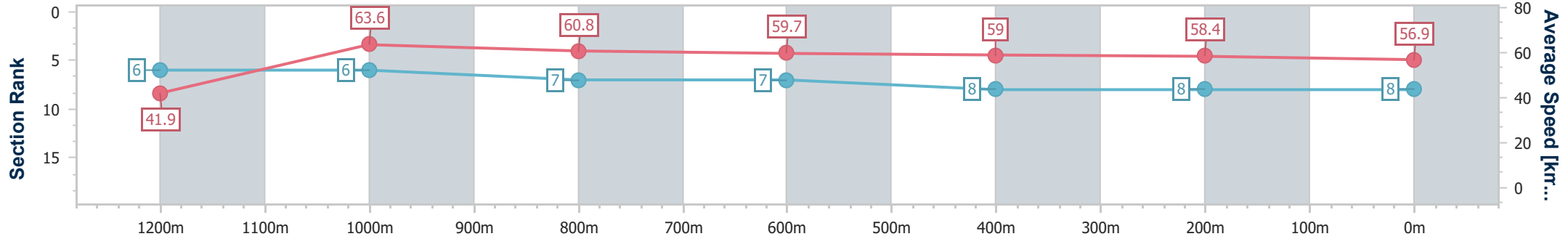
Toowoomba QLD Professional
Race 2: SHERRIN RENTALS BENCHMARK 60 Handicap - 1300m



04 May 2024 - 17:40

Track Rating: Good 4 , Weather: Fine, Rail Position: +2m Entire

Section	Overall	1200m	1000m	800m	600m	400m	200m
Section Times	1:21.03 [8] (0:08.61)	1:12.42 [6] (0:11.36)	1:01.06 [6] (0:11.83)	0:49.23 [7] (0:12.10)	0:37.13 [7] (0:12.19)	0:24.94 [8] (0:12.31)	0:12.63 [8] (0:12.63)
Average Speed [km/h]	41.9	63.6	60.8	59.7	59.0	58.4	56.9
Top Speed [km/h]	60.1	66.6	63.0	61.2	61.1	59.2	58.0
Avg. Dist. to Rail [m]	9.8	2.3	1.0	0.7	0.5	0.9	2.3
Avg. Stride Freq. [Hz]	2.2	2.4	2.3	2.3	2.3	2.3	2.3
Avg. Stride Length [m]	5.3	7.4	7.2	7.2	7.0	7.0	6.9



- [] Ranking at each section and finish
- .-.- No data available at this section
- NA No data available



Horse/Jockey Name	Ariat
Final Rank	9
Fastest Section Time (Section)	0:08.26 (Overall)
Top Speed [km/h] (Section)	66.6 (1200m)
Race State	Finished



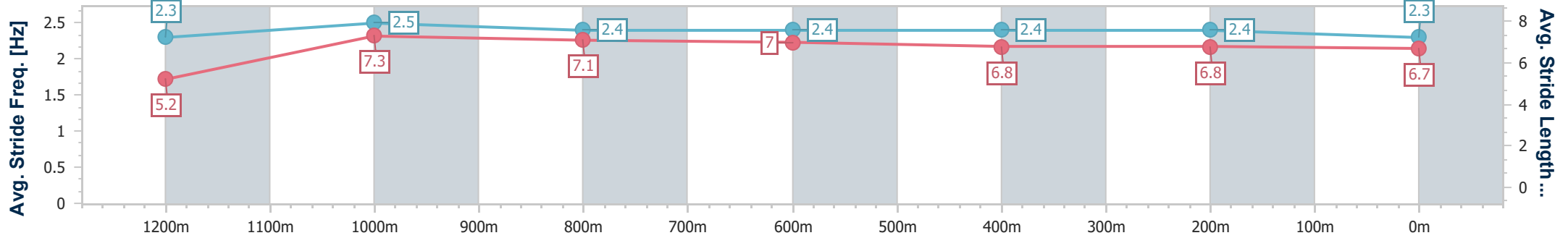
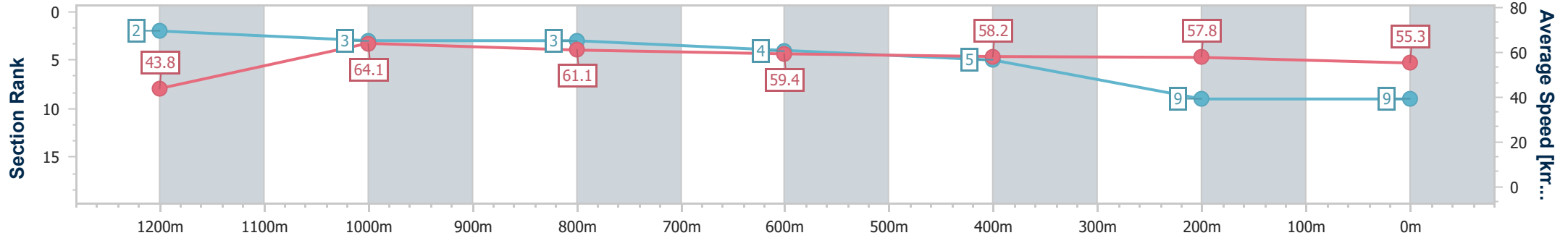
Toowoomba QLD Professional
Race 2: SHERRIN RENTALS BENCHMARK 60 Handicap - 1300m



04 May 2024 - 17:40

Track Rating: Good 4 , Weather: Fine, Rail Position: +2m Entire

Section	Overall	1200m	1000m	800m	600m	400m	200m
Section Times	1:21.42 [9] (0:08.26)	1:13.16 [2] (0:11.24)	1:01.92 [3] (0:11.84)	0:50.08 [3] (0:12.17)	0:37.91 [4] (0:12.42)	0:25.49 [5] (0:12.48)	0:13.01 [9] (0:13.01)
Average Speed [km/h]	43.8	64.1	61.1	59.4	58.2	57.8	55.3
Top Speed [km/h]	65.8	66.6	62.5	60.7	59.8	59.4	57.7
Avg. Dist. to Rail [m]	6.7	0.8	1.1	1.8	0.8	0.3	0.4
Avg. Stride Freq. [Hz]	2.3	2.5	2.4	2.4	2.4	2.4	2.3
Avg. Stride Length [m]	5.2	7.3	7.1	7.0	6.8	6.8	6.7



- [] Ranking at each section and finish
- .-.- No data available at this section
- NA No data available



Horse/Jockey Name	Flying Rothe
Final Rank	10
Fastest Section Time (Section)	0:08.96 (Overall)
Top Speed [km/h] (Section)	65.3 (1200m)
Race State	Finished



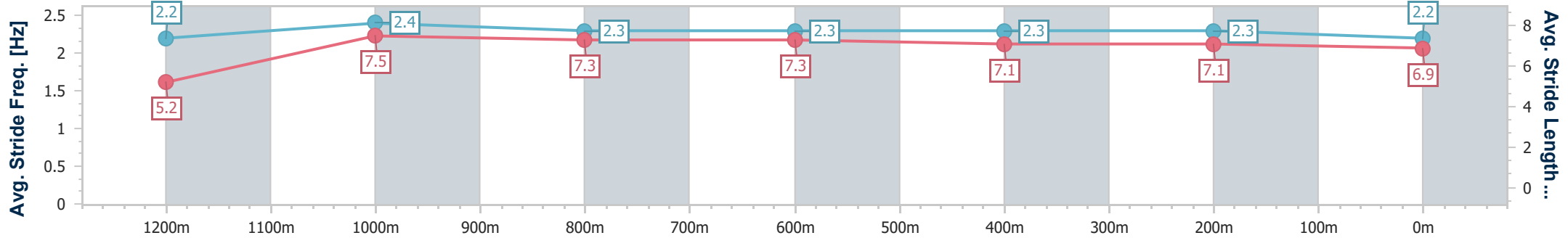
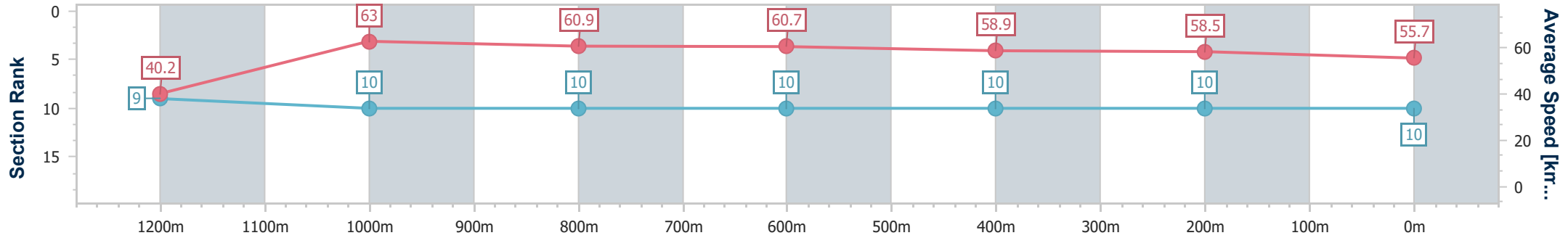
Toowoomba QLD Professional
Race 2: SHERRIN RENTALS BENCHMARK 60 Handicap - 1300m



04 May 2024 - 17:40

Track Rating: Good 4 , Weather: Fine, Rail Position: +2m Entire

Section	Overall	1200m	1000m	800m	600m	400m	200m
Section Times	1:21.76 [10] (0:08.96)	1:12.80 [9] (0:11.45)	1:01.35 [10] (0:11.88)	0:49.47 [10] (0:11.90)	0:37.57 [10] (0:12.33)	0:25.24 [10] (0:12.34)	0:12.90 [10] (0:12.90)
Average Speed [km/h]	40.2	63.0	60.9	60.7	58.9	58.5	55.7
Top Speed [km/h]	59.2	65.3	62.6	62.4	61.1	59.3	59.1
Avg. Dist. to Rail [m]	4.9	2.2	1.9	1.1	1.8	0.7	0.5
Avg. Stride Freq. [Hz]	2.2	2.4	2.3	2.3	2.3	2.3	2.2
Avg. Stride Length [m]	5.2	7.5	7.3	7.3	7.1	7.1	6.9



- [] Ranking at each section and finish
- .-.- No data available at this section
- NA No data available



Toowoomba QLD Professional

Race 3: WIN TELEVISION BENCHMARK 70 Handicap - 1200m

04 May 2024 - 18:20



Track Rating: Good 4 , Weather: Fine , Rail Position: +2m Entire

Section		Overall	1000m	800m	600m	400m	200m	Last 600m					
Field Times		1:13.12 (0:13.98)	0:59.14 (0:11.22)	0:47.92 (0:11.63)	0:36.29 (0:12.14)	0:24.15 (0:12.14)	0:12.01 (0:12.01)	0:36.29					
Rank	TAB Horse/Jockey	Barrier	Top Speed [km/h]	Fastest Section								Margin	Distance Travelled [m]
1	10 DEFERENTIAL Bailey Wheeler	4	64.6 800m	0:11.50 800m	1:13.12 [1] (0:14.68)	0:58.44 [6] (0:11.53)	0:46.91 [6] (0:11.50)	0:35.41 [6] (0:11.92)	0:23.49 [6] (0:11.73)	0:11.76 [3] (0:11.76)	1:13.12	0:35.41	
2	1 MILL ROSSA Cobi Vitler	10	64.7 Overall	0:11.56 1000m	1:13.18 [2] (0:14.11)	0:59.07 [2] (0:11.56)	0:47.51 [3] (0:11.71)	0:35.80 [4] (0:11.88)	0:23.92 [3] (0:11.91)	0:12.01 [2] (0:12.01)	0.3L	0:35.80	+0
3	7 TAKE A PICTURE Nathan Fazackerley	7	66.1 1000m	0:11.36 1000m	1:13.39 [3] (0:14.16)	0:59.23 [3] (0:11.36)	0:47.87 [2] (0:11.64)	0:36.23 [2] (0:11.98)	0:24.25 [2] (0:11.97)	0:12.28 [1] (0:12.28)	1.3L	0:36.23	-1
4	6 MENARI MAGIC Madeleine Wishart	9	64.6 1000m	0:11.54 1000m	1:13.42 [4] (0:14.36)	0:59.06 [4] (0:11.54)	0:47.52 [5] (0:11.74)	0:35.78 [5] (0:11.92)	0:23.86 [5] (0:11.81)	0:12.05 [4] (0:12.05)	1.5L	0:35.78	+1
5	2 FUN SPONGE Dylan Bennett	1	64.9 Overall	0:11.39 1000m	1:13.76 [5] (0:14.37)	0:59.39 [5] (0:11.39)	0:48.00 [4] (0:11.57)	0:36.43 [3] (0:11.94)	0:24.49 [4] (0:12.14)	0:12.35 [5] (0:12.35)	3.3L	0:36.43	-4
6	3 CAPITAN DE SEDA Justin Stanley	3	63.9 800m	0:11.53 800m	1:13.93 [6] (0:15.28)	0:58.65 [8] (0:11.75)	0:46.90 [8] (0:11.53)	0:35.37 [8] (0:11.76)	0:23.61 [8] (0:11.76)	0:11.85 [8] (0:11.85)	4.1L	0:35.37	-2
7	5 TOP BOY Stacey Callow	5	63.4 800m	0:11.44 800m	1:14.03 [7] (0:15.00)	0:59.03 [7] (0:11.58)	0:47.45 [7] (0:11.44)	0:36.01 [7] (0:11.75)	0:24.26 [7] (0:12.09)	0:12.17 [7] (0:12.17)	4.6L	0:36.01	-9
8	4 SPILL THE TEARS Emily Lang	2	67.8 Overall	0:11.22 1000m	1:15.59 [8] (0:13.98)	1:01.61 [1] (0:11.22)	0:50.39 [1] (0:11.63)	0:38.76 [1] (0:12.14)	0:26.62 [1] (0:12.77)	0:13.85 [6] (0:13.85)	13.6L	0:38.76	-3

Scratched: Rock Together (#8), Vonzither (#9)



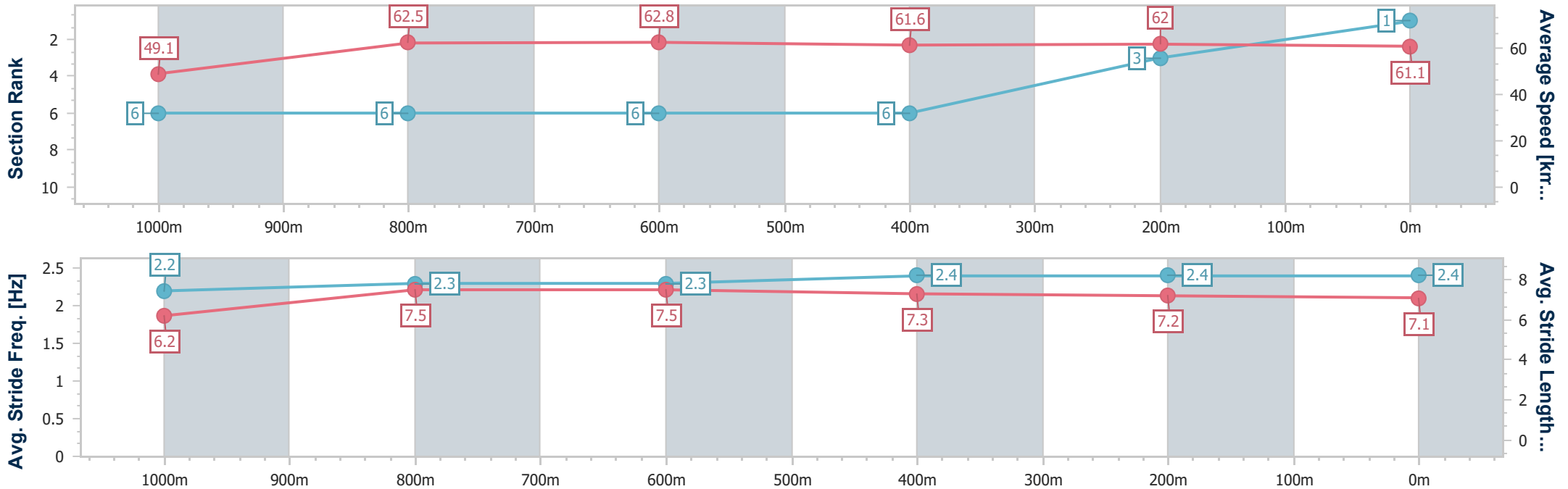
Horse/Jockey Name	Deferential
Final Rank	1
Fastest Section Time (Section)	0:11.50 (800m)
Top Speed [km/h] (Section)	64.6 (800m)
Race State	Finished



Toowoomba QLD Professional
 Race 3: WIN TELEVISION BENCHMARK 70 Handicap - 1200m
 04 May 2024 - 18:20
 Track Rating: Good 4 , Weather: Fine , Rail Position: +2m Entire



Section	Overall	1000m	800m	600m	400m	200m
Section Times	1:13.12 [1] (0:14.68)	0:58.44 [6] (0:11.53)	0:46.91 [6] (0:11.50)	0:35.41 [6] (0:11.92)	0:23.49 [6] (0:11.73)	0:11.76 [3] (0:11.76)
Average Speed [km/h]	49.1	62.5	62.8	61.6	62.0	61.1
Top Speed [km/h]	63.1	63.9	64.6	64.5	63.3	62.9
Avg. Dist. to Rail [m]	3.5	0.8	1.7	3.2	4.1	4.9
Avg. Stride Freq. [Hz]	2.2	2.3	2.3	2.4	2.4	2.4
Avg. Stride Length [m]	6.2	7.5	7.5	7.3	7.2	7.1



- [] Ranking at each section and finish
- .-.- No data available at this section
- NA No data available



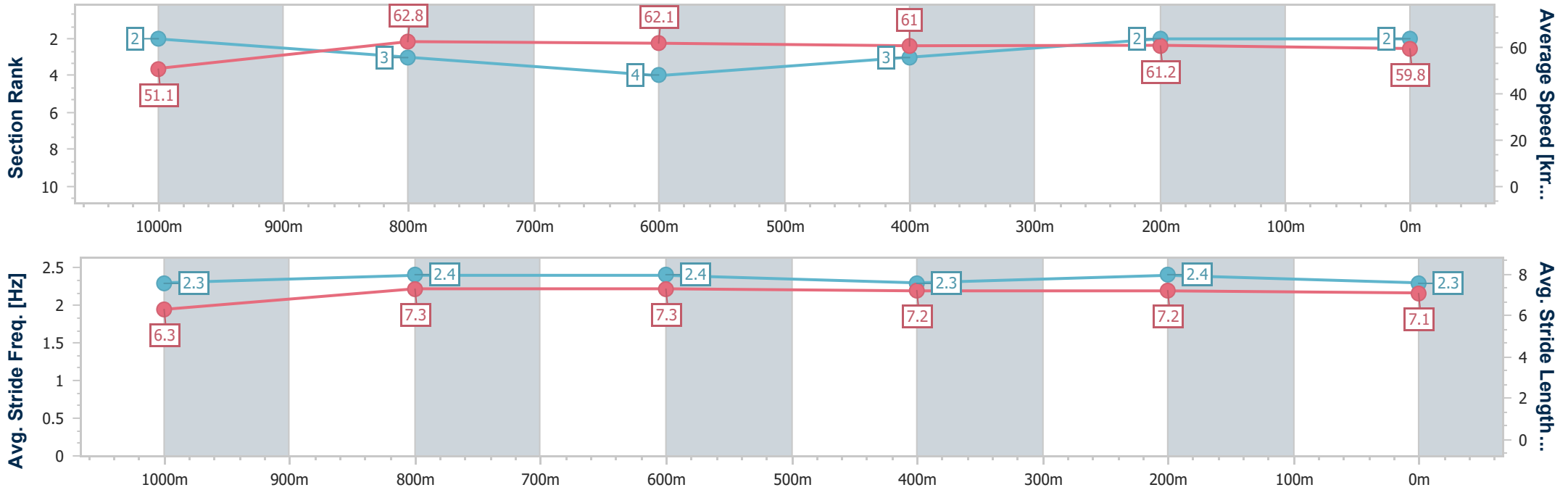
Horse/Jockey Name	Mill Rossa
Final Rank	2
Fastest Section Time (Section)	0:11.56 (1000m)
Top Speed [km/h] (Section)	64.7 (Overall)
Race State	Finished



Toowoomba QLD Professional
 Race 3: WIN TELEVISION BENCHMARK 70 Handicap - 1200m
 04 May 2024 - 18:20
 Track Rating: Good 4 , Weather: Fine , Rail Position: +2m Entire



Section	Overall	1000m	800m	600m	400m	200m
Section Times	1:13.18 [2] (0:14.11)	0:59.07 [2] (0:11.56)	0:47.51 [3] (0:11.71)	0:35.80 [4] (0:11.88)	0:23.92 [3] (0:11.91)	0:12.01 [2] (0:12.01)
Average Speed [km/h]	51.1	62.8	62.1	61.0	61.2	59.8
Top Speed [km/h]	64.7	64.4	62.7	62.4	62.4	62.4
Avg. Dist. to Rail [m]	8.4	3.2	2.4	1.7	2.5	3.0
Avg. Stride Freq. [Hz]	2.3	2.4	2.4	2.3	2.4	2.3
Avg. Stride Length [m]	6.3	7.3	7.3	7.2	7.2	7.1



- [] Ranking at each section and finish
- .-.- No data available at this section
- NA No data available



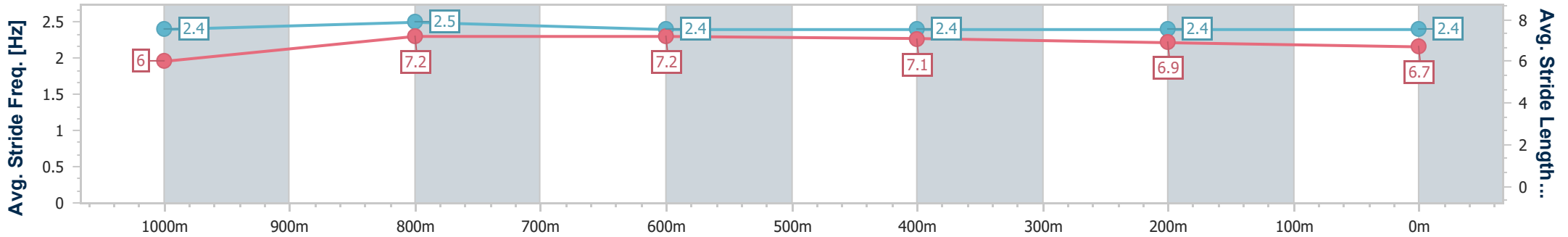
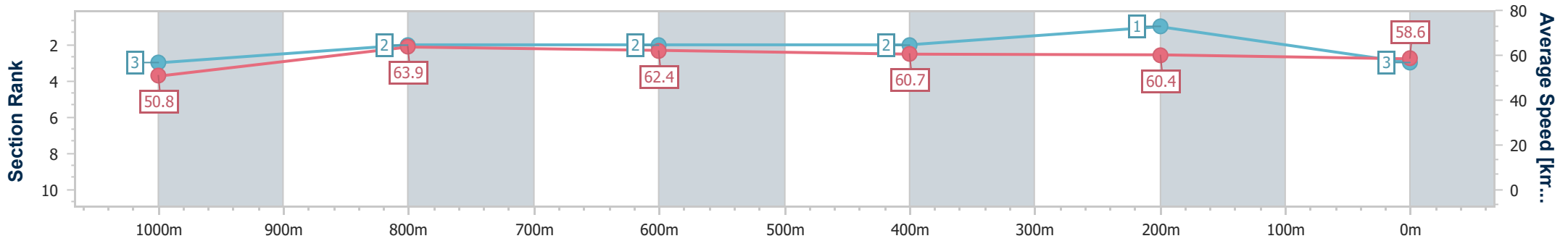
Horse/Jockey Name	Take A Picture
Final Rank	3
Fastest Section Time (Section)	0:11.36 (1000m)
Top Speed [km/h] (Section)	66.1 (1000m)
Race State	Finished



Toowoomba QLD Professional
 Race 3: WIN TELEVISION BENCHMARK 70 Handicap - 1200m
 04 May 2024 - 18:20
 Track Rating: Good 4 , Weather: Fine , Rail Position: +2m Entire



Section	Overall	1000m	800m	600m	400m	200m
Section Times	1:13.39 [3] (0:14.16)	0:59.23 [3] (0:11.36)	0:47.87 [2] (0:11.64)	0:36.23 [2] (0:11.98)	0:24.25 [2] (0:11.97)	0:12.28 [1] (0:12.28)
Average Speed [km/h]	50.8	63.9	62.4	60.7	60.4	58.6
Top Speed [km/h]	64.7	66.1	63.9	62.7	61.3	61.0
Avg. Dist. to Rail [m]	5.0	2.6	2.6	1.5	1.5	1.0
Avg. Stride Freq. [Hz]	2.4	2.5	2.4	2.4	2.4	2.4
Avg. Stride Length [m]	6.0	7.2	7.2	7.1	6.9	6.7



- [] Ranking at each section and finish
- .-.- No data available at this section
- NA No data available



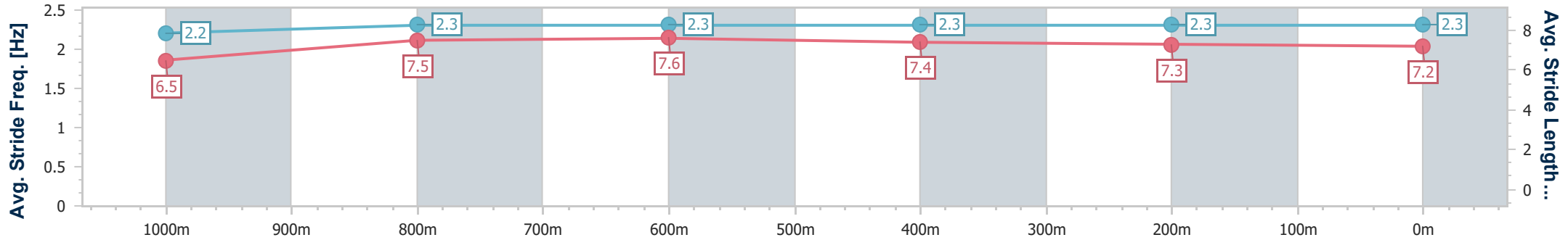
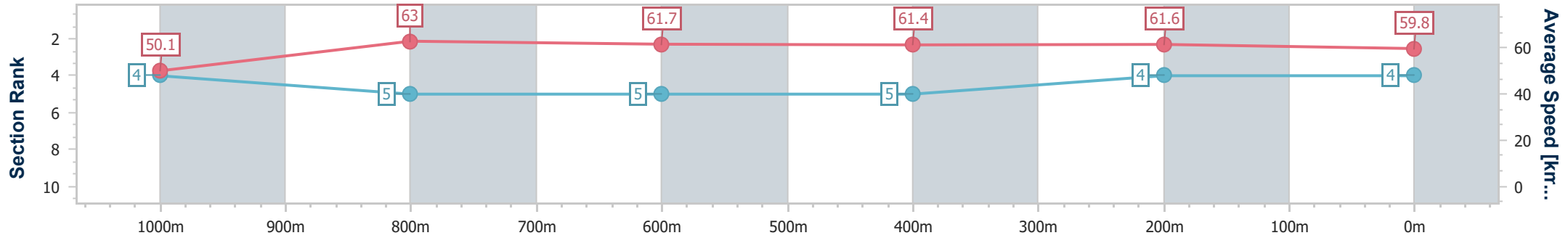
Horse/Jockey Name	Menari Magic
Final Rank	4
Fastest Section Time (Section)	0:11.54 (1000m)
Top Speed [km/h] (Section)	64.6 (1000m)
Race State	Finished



Toowoomba QLD Professional
 Race 3: WIN TELEVISION BENCHMARK 70 Handicap - 1200m
 04 May 2024 - 18:20
 Track Rating: Good 4 , Weather: Fine , Rail Position: +2m Entire



Section	Overall	1000m	800m	600m	400m	200m
Section Times	1:13.42 [4] (0:14.36)	0:59.06 [4] (0:11.54)	0:47.52 [5] (0:11.74)	0:35.78 [5] (0:11.92)	0:23.86 [5] (0:11.81)	0:12.05 [4] (0:12.05)
Average Speed [km/h]	50.1	63.0	61.7	61.4	61.6	59.8
Top Speed [km/h]	64.2	64.6	62.4	62.8	62.4	61.5
Avg. Dist. to Rail [m]	6.5	2.3	1.5	2.9	3.6	3.1
Avg. Stride Freq. [Hz]	2.2	2.3	2.3	2.3	2.3	2.3
Avg. Stride Length [m]	6.5	7.5	7.6	7.4	7.3	7.2



- [] Ranking at each section and finish
- .-.- No data available at this section
- NA No data available



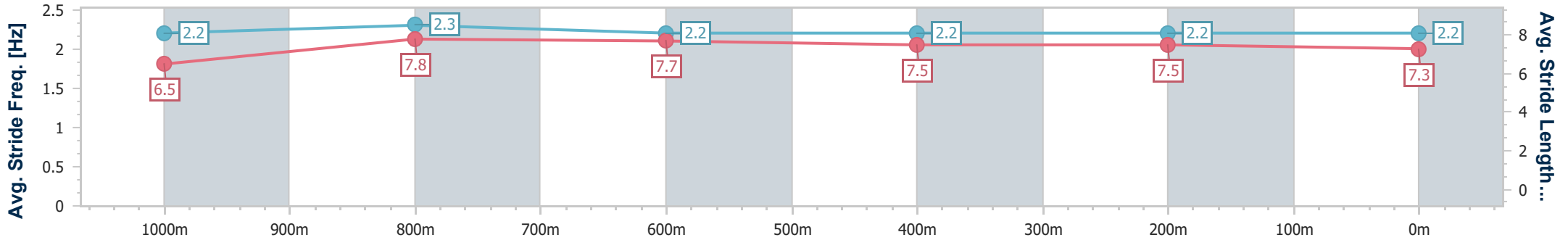
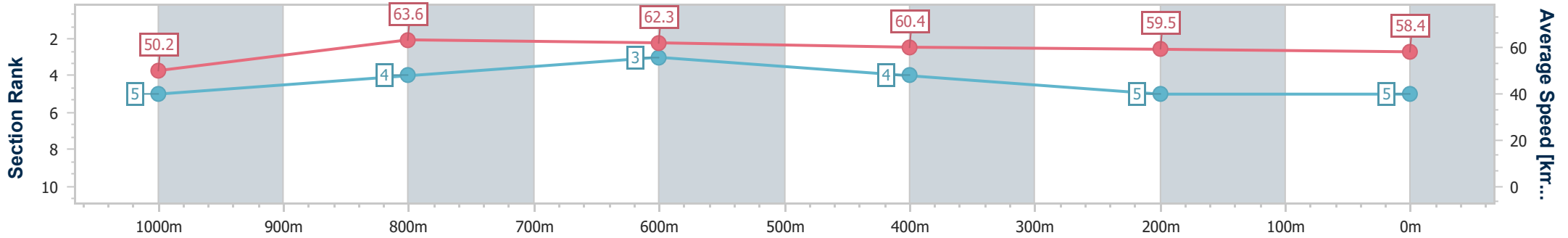
Horse/Jockey Name	Fun Sponge
Final Rank	5
Fastest Section Time (Section)	0:11.39 (1000m)
Top Speed [km/h] (Section)	64.9 (Overall)
Race State	Finished



Toowoomba QLD Professional
 Race 3: WIN TELEVISION BENCHMARK 70 Handicap - 1200m
 04 May 2024 - 18:20
 Track Rating: Good 4 , Weather: Fine , Rail Position: +2m Entire



Section	Overall	1000m	800m	600m	400m	200m
Section Times	1:13.76 [5] (0:14.37)	0:59.39 [5] (0:11.39)	0:48.00 [4] (0:11.57)	0:36.43 [3] (0:11.94)	0:24.49 [4] (0:12.14)	0:12.35 [5] (0:12.35)
Average Speed [km/h]	50.2	63.6	62.3	60.4	59.5	58.4
Top Speed [km/h]	64.9	64.7	63.1	61.6	60.5	59.2
Avg. Dist. to Rail [m]	2.5	1.6	0.9	0.5	1.1	1.4
Avg. Stride Freq. [Hz]	2.2	2.3	2.2	2.2	2.2	2.2
Avg. Stride Length [m]	6.5	7.8	7.7	7.5	7.5	7.3



- [] Ranking at each section and finish
- .-.- No data available at this section
- NA No data available



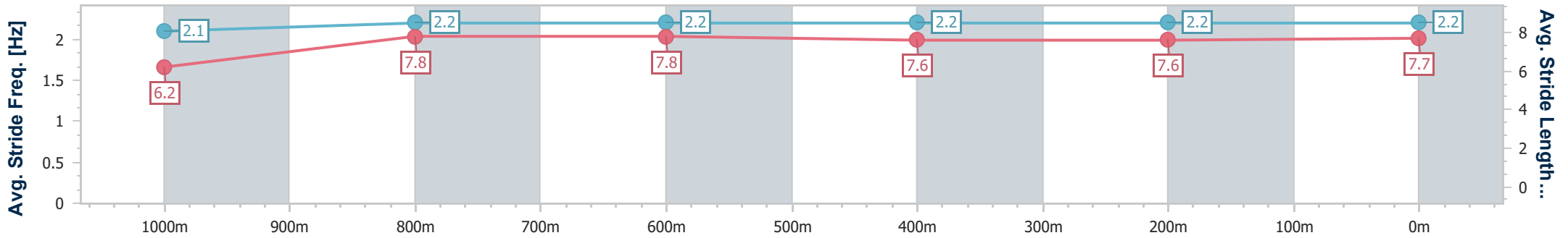
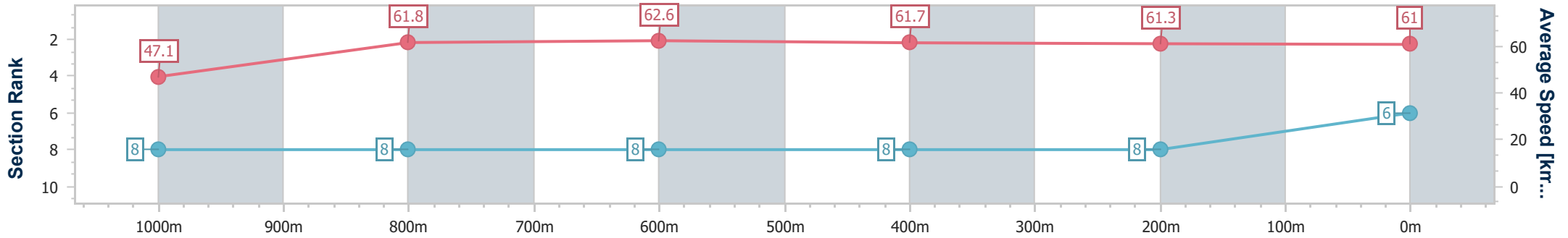
Horse/Jockey Name	Capitan De Seda
Final Rank	6
Fastest Section Time (Section)	0:11.53 (800m)
Top Speed [km/h] (Section)	63.9 (800m)
Race State	Finished



Toowoomba QLD Professional
 Race 3: WIN TELEVISION BENCHMARK 70 Handicap - 1200m
 04 May 2024 - 18:20
 Track Rating: Good 4 , Weather: Fine , Rail Position: +2m Entire



Section	Overall	1000m	800m	600m	400m	200m
Section Times	1:13.93 [6] (0:15.28)	0:58.65 [8] (0:11.75)	0:46.90 [8] (0:11.53)	0:35.37 [8] (0:11.76)	0:23.61 [8] (0:11.76)	0:11.85 [8] (0:11.85)
Average Speed [km/h]	47.1	61.8	62.6	61.7	61.3	61.0
Top Speed [km/h]	61.2	63.1	63.9	63.9	62.2	61.9
Avg. Dist. to Rail [m]	4.1	1.6	1.9	1.9	1.7	4.7
Avg. Stride Freq. [Hz]	2.1	2.2	2.2	2.2	2.2	2.2
Avg. Stride Length [m]	6.2	7.8	7.8	7.6	7.6	7.7



- [] Ranking at each section and finish
- .-.- No data available at this section
- NA No data available



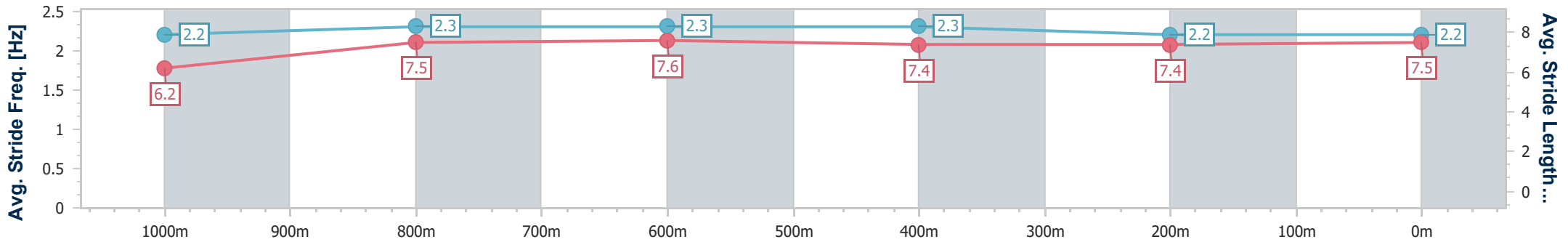
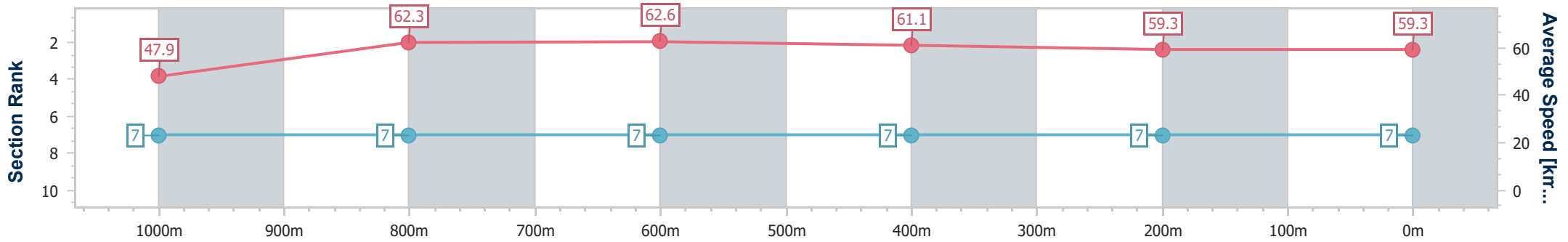
Horse/Jockey Name	Top Boy
Final Rank	7
Fastest Section Time (Section)	0:11.44 (800m)
Top Speed [km/h] (Section)	63.4 (800m)
Race State	Finished



Toowoomba QLD Professional
 Race 3: WIN TELEVISION BENCHMARK 70 Handicap - 1200m
 04 May 2024 - 18:20
 Track Rating: Good 4 , Weather: Fine , Rail Position: +2m Entire



Section	Overall	1000m	800m	600m	400m	200m
Section Times	1:14.03 [7] (0:15.00)	0:59.03 [7] (0:11.58)	0:47.45 [7] (0:11.44)	0:36.01 [7] (0:11.75)	0:24.26 [7] (0:12.09)	0:12.17 [7] (0:12.17)
Average Speed [km/h]	47.9	62.3	62.6	61.1	59.3	59.3
Top Speed [km/h]	61.3	63.3	63.4	62.1	60.7	59.8
Avg. Dist. to Rail [m]	4.6	0.6	1.1	1.3	0.6	1.1
Avg. Stride Freq. [Hz]	2.2	2.3	2.3	2.3	2.2	2.2
Avg. Stride Length [m]	6.2	7.5	7.6	7.4	7.4	7.5



- [] Ranking at each section and finish
- .-.- No data available at this section
- NA No data available



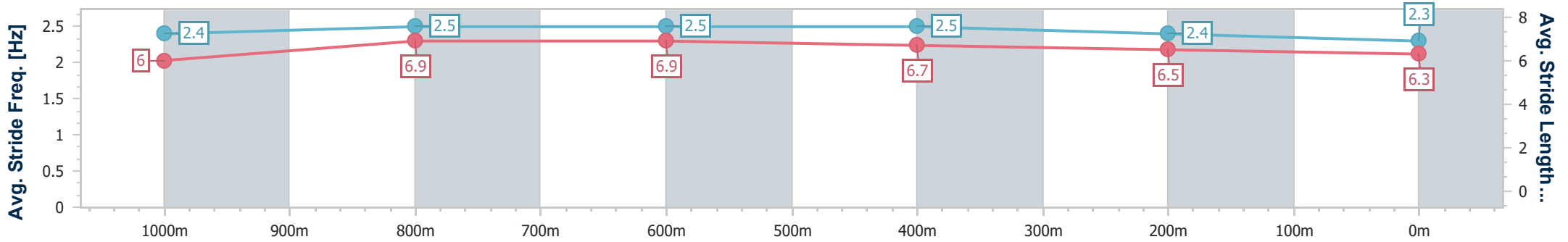
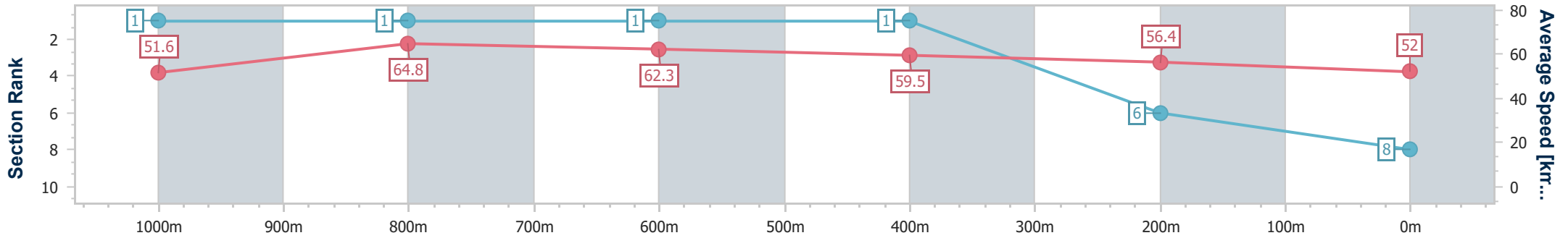
Horse/Jockey Name	Spill The Tears
Final Rank	8
Fastest Section Time (Section)	0:11.22 (1000m)
Top Speed [km/h] (Section)	67.8 (Overall)
Race State	Finished



Toowoomba QLD Professional
 Race 3: WIN TELEVISION BENCHMARK 70 Handicap - 1200m
 04 May 2024 - 18:20
 Track Rating: Good 4 , Weather: Fine , Rail Position: +2m Entire



Section	Overall	1000m	800m	600m	400m	200m
Section Times	1:15.59 [8] (0:13.98)	1:01.61 [1] (0:11.22)	0:50.39 [1] (0:11.63)	0:38.76 [1] (0:12.14)	0:26.62 [1] (0:12.77)	0:13.85 [6] (0:13.85)
Average Speed [km/h]	51.6	64.8	62.3	59.5	56.4	52.0
Top Speed [km/h]	67.8	66.9	64.7	61.5	58.6	55.6
Avg. Dist. to Rail [m]	6.4	2.8	2.0	0.4	0.6	0.4
Avg. Stride Freq. [Hz]	2.4	2.5	2.5	2.5	2.4	2.3
Avg. Stride Length [m]	6.0	6.9	6.9	6.7	6.5	6.3



- [] Ranking at each section and finish
- .-.- No data available at this section
- NA No data available



Toowoomba QLD Professional

Race 4: QUEENSLAND ELECTRICAL SOLUTIONS Maiden Plate - 1100m

04 May 2024 - 19:00



Track Rating: Good 4 , Weather: Fine , Rail Position: +2m Entire

Section		Overall	1000m	800m	600m	400m	200m	Last 600m					
Field Times		1:08.24 (0:08.81)	0:59.43 (0:11.21)	0:48.22 (0:11.56)	0:36.66 (0:11.99)	0:24.67 (0:12.26)	0:12.41 (0:12.41)	0:36.66					
Rank	TAB Horse/Jockey	Barrier	Top Speed [km/h]	Fastest Section							Margin	Distance Travelled [m]	
1	7 SAXON SLAYER Les Tilley	1	65.4	0:09.09	1:08.24 [1] (0:09.09)	0:59.15 [6] (0:11.36)	0:47.79 [5] (0:11.52)	0:36.27 [5] (0:12.10)	0:24.17 [6] (0:12.04)	0:12.13 [2] (0:12.13)	1:08.24	0:36.27	
2	4 HARRY THE HORSE Jake Molloy	7	65.9	0:09.06	1:08.54 [2] (0:09.06)	0:59.48 [5] (0:11.44)	0:48.04 [6] (0:11.51)	0:36.53 [6] (0:12.05)	0:24.48 [5] (0:12.29)	0:12.19 [4] (0:12.19)	1.8L	0:36.53	+7
3	10 TIME TO LAUNCH Kenji Yoshida	11	66.2	0:08.85	1:08.58 [3] (0:08.85)	0:59.73 [2] (0:11.17)	0:48.56 [1] (0:11.56)	0:37.00 [1] (0:11.99)	0:25.01 [1] (0:12.26)	0:12.75 [1] (0:12.75)	2L	0:37.00	+4
4	3 FOSSIL FUEL Emily Lang	5	65.9	0:09.66	1:08.80 [4] (0:09.66)	0:59.14 [7] (0:11.30)	0:47.84 [7] (0:11.39)	0:36.45 [7] (0:11.96)	0:24.49 [7] (0:12.14)	0:12.35 [5] (0:12.35)	3.3L	0:36.45	+2
5	12 PEACH GALANTES Montanna Savva	3	65.3	0:08.93	1:09.00 [5] (0:08.93)	1:00.07 [3] (0:11.35)	0:48.72 [3] (0:11.62)	0:37.10 [4] (0:12.07)	0:25.03 [4] (0:12.22)	0:12.81 [3] (0:12.81)	4.3L	0:37.10	-1
6	5 MAILOUT Alisha Donald	8	65.8	0:09.02	1:09.61 [6] (0:09.02)	1:00.59 [4] (0:11.40)	0:49.19 [4] (0:11.38)	0:37.81 [3] (0:12.14)	0:25.67 [3] (0:12.65)	0:13.02 [7] (0:13.02)	7.8L	0:37.81	+4
7	14 THE QUICKENING Bailey Wheeler	4	64.8	0:08.81	1:09.70 [7] (0:08.81)	1:00.89 [1] (0:11.31)	0:49.58 [2] (0:11.65)	0:37.93 [2] (0:12.15)	0:25.78 [2] (0:12.63)	0:13.15 [6] (0:13.15)	8.2L	0:37.93	+4

Scratched: Salacia (#9), Allezzizy (#11), Siri Say Rubick (#13), Crypto King (#6), Arik Lad (#1), Field Of Mars (#2), Adisham (#8)



Horse/Jockey Name	Saxon Slayer
Final Rank	1
Fastest Section Time (Section)	0:09.09 (Overall)
Top Speed [km/h] (Section)	65.4 (1000m)
Race State	Finished



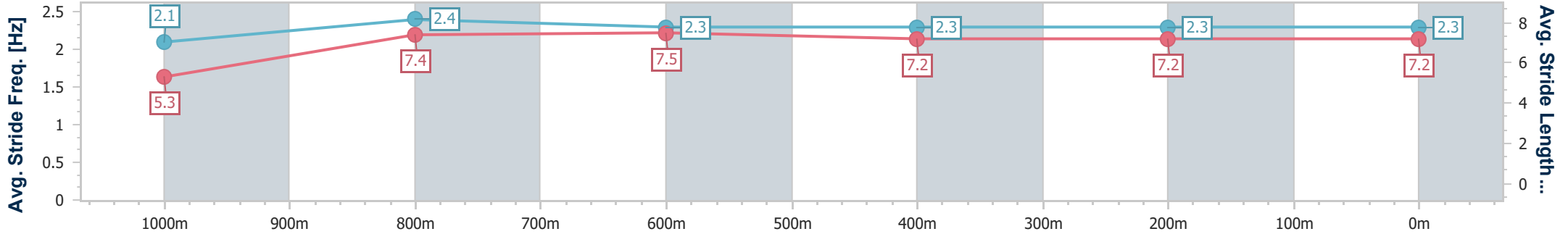
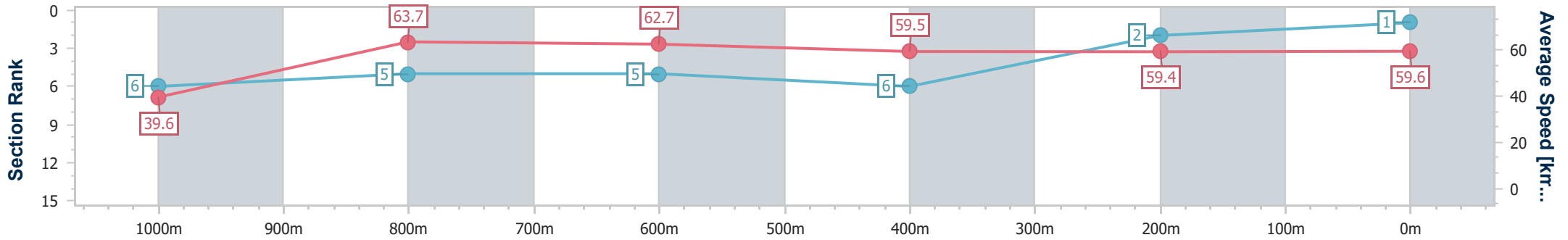
Toowoomba QLD Professional
Race 4: QUEENSLAND ELECTRICAL SOLUTIONS Maiden Plate - 1100m



04 May 2024 - 19:00

Track Rating: Good 4 , Weather: Fine , Rail Position: +2m Entire

Section	Overall	1000m	800m	600m	400m	200m
Section Times	1:08.24 [1] (0:09.09)	0:59.15 [6] (0:11.36)	0:47.79 [5] (0:11.52)	0:36.27 [5] (0:12.10)	0:24.17 [6] (0:12.04)	0:12.13 [2] (0:12.13)
Average Speed [km/h]	39.6	63.7	62.7	59.5	59.4	59.6
Top Speed [km/h]	60.8	65.4	64.0	61.2	60.7	59.8
Avg. Dist. to Rail [m]	2.8	1.7	0.6	0.4	0.7	1.6
Avg. Stride Freq. [Hz]	2.1	2.4	2.3	2.3	2.3	2.3
Avg. Stride Length [m]	5.3	7.4	7.5	7.2	7.2	7.2



- [] Ranking at each section and finish
- .-.- No data available at this section
- NA No data available



Horse/Jockey Name	Harry The Horse
Final Rank	2
Fastest Section Time (Section)	0:09.06 (Overall)
Top Speed [km/h] (Section)	65.9 (1000m)
Race State	Finished



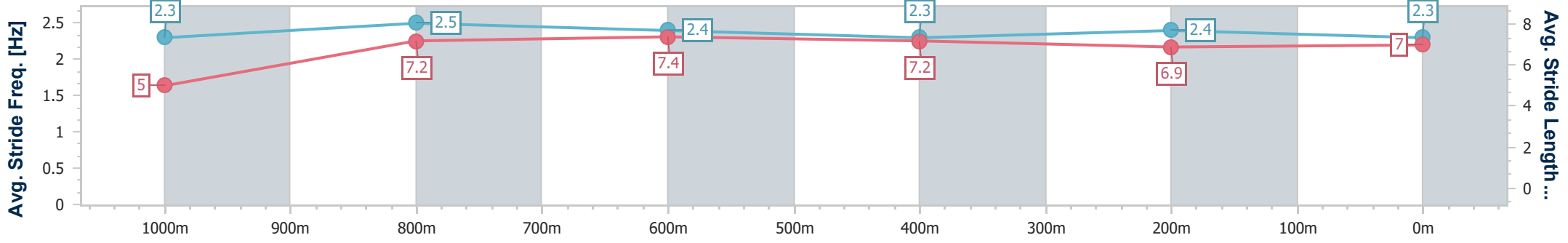
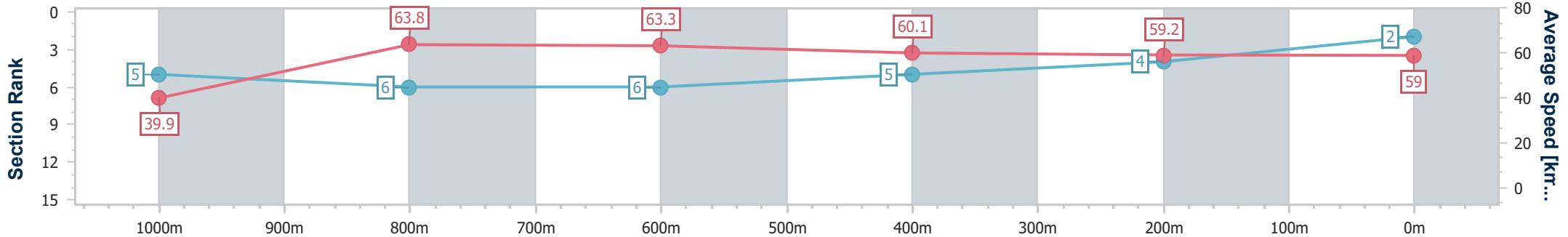
Toowoomba QLD Professional
Race 4: QUEENSLAND ELECTRICAL SOLUTIONS Maiden Plate - 1100m



04 May 2024 - 19:00

Track Rating: Good 4 , Weather: Fine , Rail Position: +2m Entire

Section	Overall	1000m	800m	600m	400m	200m
Section Times	1:08.54 [2] (0:09.06)	0:59.48 [5] (0:11.44)	0:48.04 [6] (0:11.51)	0:36.53 [6] (0:12.05)	0:24.48 [5] (0:12.29)	0:12.19 [4]
Average Speed [km/h]	39.9	63.8	63.3	60.1	59.2	59.0
Top Speed [km/h]	60.9	65.9	64.3	62.3	60.5	60.4
Avg. Dist. to Rail [m]	7.6	4.6	2.6	1.5	2.3	2.7
Avg. Stride Freq. [Hz]	2.3	2.5	2.4	2.3	2.4	2.3
Avg. Stride Length [m]	5.0	7.2	7.4	7.2	6.9	7.0



- [] Ranking at each section and finish
- .-.- No data available at this section
- NA No data available



Horse/Jockey Name	Time To Launch
Final Rank	3
Fastest Section Time (Section)	0:08.85 (Overall)
Top Speed [km/h] (Section)	66.2 (1000m)
Race State	Finished



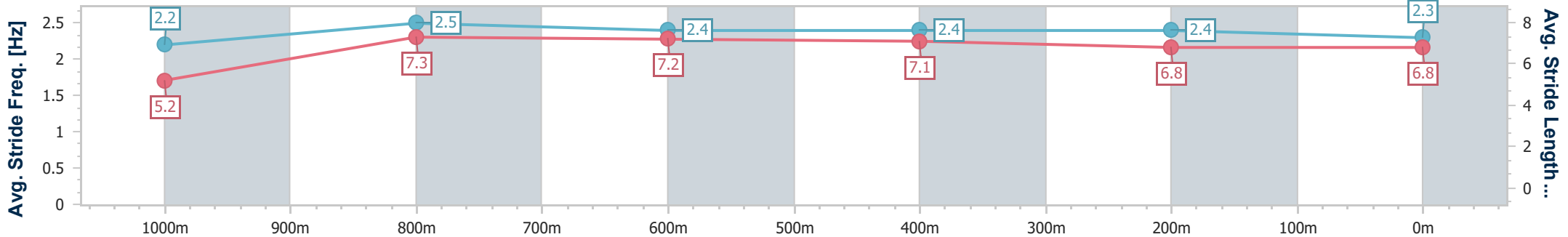
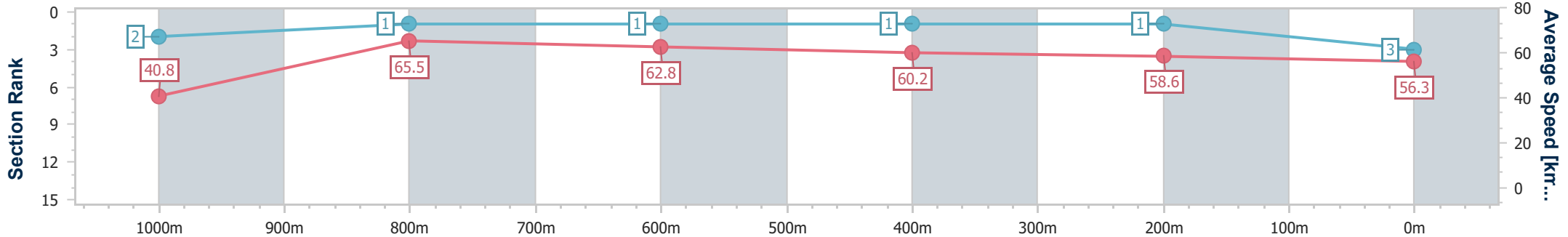
Toowoomba QLD Professional
Race 4: QUEENSLAND ELECTRICAL SOLUTIONS Maiden Plate - 1100m



04 May 2024 - 19:00

Track Rating: Good 4 , Weather: Fine , Rail Position: +2m Entire

Section	Overall	1000m	800m	600m	400m	200m
Section Times	1:08.58 [3] (0:08.85)	0:59.73 [2] (0:11.17)	0:48.56 [1] (0:11.56)	0:37.00 [1] (0:11.99)	0:25.01 [1] (0:12.26)	0:12.75 [1] (0:12.75)
Average Speed [km/h]	40.8	65.5	62.8	60.2	58.6	56.3
Top Speed [km/h]	64.1	66.2	65.6	60.7	60.0	57.9
Avg. Dist. to Rail [m]	8.9	5.7	2.0	0.3	0.7	0.6
Avg. Stride Freq. [Hz]	2.2	2.5	2.4	2.4	2.4	2.3
Avg. Stride Length [m]	5.2	7.3	7.2	7.1	6.8	6.8



- [] Ranking at each section and finish
- .-.- No data available at this section
- NA No data available



Horse/Jockey Name	Fossil Fuel
Final Rank	4
Fastest Section Time (Section)	0:09.66 (Overall)
Top Speed [km/h] (Section)	65.9 (1000m)
Race State	Finished



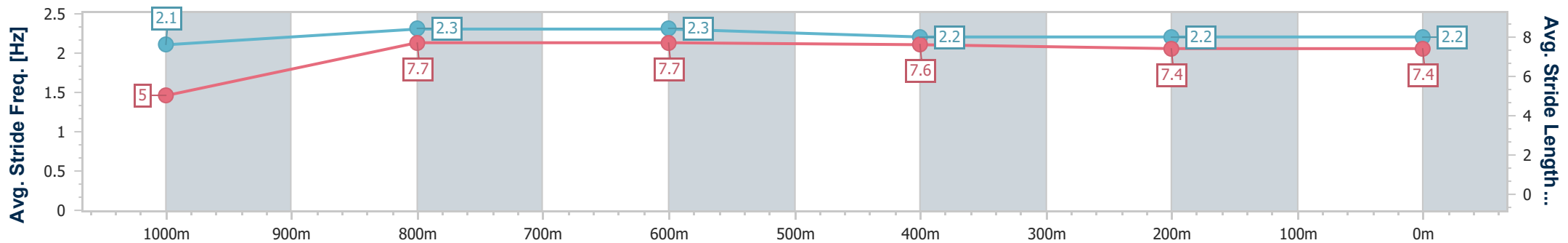
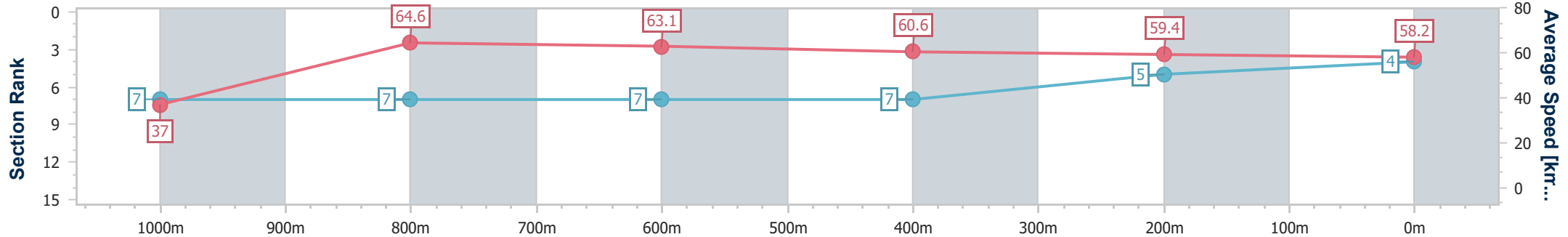
Toowoomba QLD Professional
Race 4: QUEENSLAND ELECTRICAL SOLUTIONS Maiden Plate
- 1100m



04 May 2024 - 19:00

Track Rating: Good 4 , Weather: Fine , Rail Position: +2m Entire

Section	Overall	1000m	800m	600m	400m	200m
Section Times	1:08.80 [4] (0:09.66)	0:59.14 [7] (0:11.30)	0:47.84 [7] (0:11.39)	0:36.45 [7] (0:11.96)	0:24.49 [7] (0:12.14)	0:12.35 [5] (0:12.35)
Average Speed [km/h]	37.0	64.6	63.1	60.6	59.4	58.2
Top Speed [km/h]	61.8	65.9	64.4	62.0	59.9	59.3
Avg. Dist. to Rail [m]	5.9	3.5	0.6	0.6	0.5	0.7
Avg. Stride Freq. [Hz]	2.1	2.3	2.3	2.2	2.2	2.2
Avg. Stride Length [m]	5.0	7.7	7.7	7.6	7.4	7.4



- [] Ranking at each section and finish
- .-.- No data available at this section
- NA No data available



Horse/Jockey Name	Peach Galantes
Final Rank	5
Fastest Section Time (Section)	0:08.93 (Overall)
Top Speed [km/h] (Section)	65.3 (1000m)
Race State	Finished



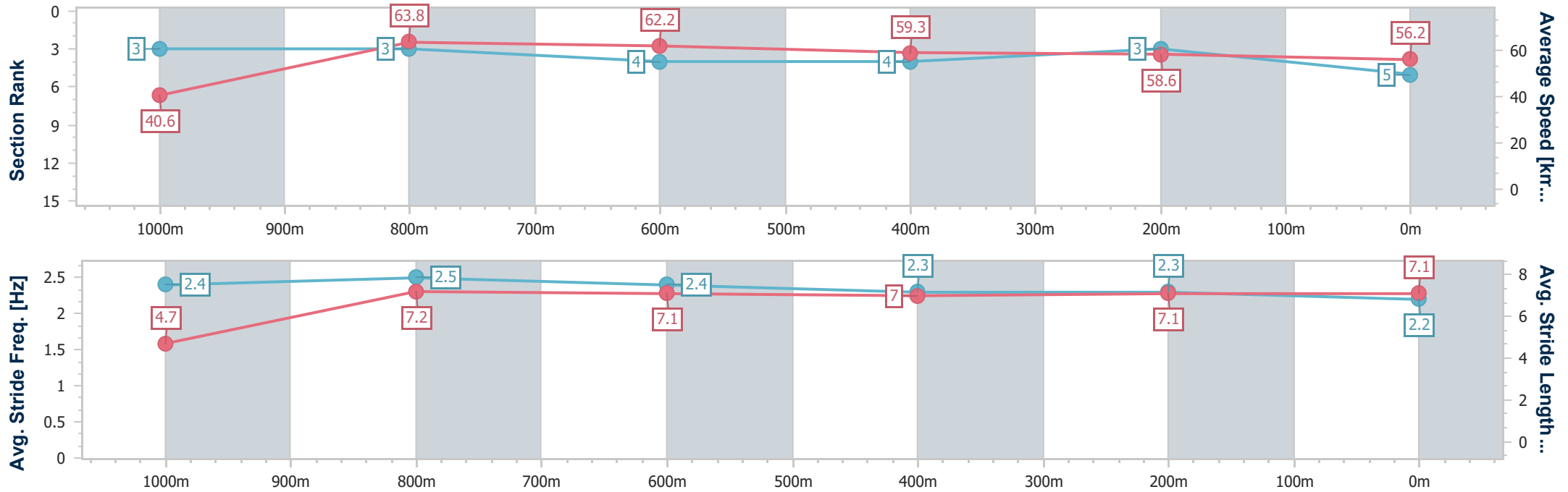
Toowoomba QLD Professional
Race 4: QUEENSLAND ELECTRICAL SOLUTIONS Maiden Plate - 1100m



04 May 2024 - 19:00

Track Rating: Good 4 , Weather: Fine , Rail Position: +2m Entire

Section	Overall	1000m	800m	600m	400m	200m
Section Times	1:09.00 [5] (0:08.93)	1:00.07 [3] (0:11.35)	0:48.72 [3] (0:11.62)	0:37.10 [4] (0:12.07)	0:25.03 [4] (0:12.22)	0:12.81 [3] (0:12.81)
Average Speed [km/h]	40.6	63.8	62.2	59.3	58.6	56.2
Top Speed [km/h]	62.0	65.3	64.6	61.5	60.0	58.9
Avg. Dist. to Rail [m]	2.4	1.8	0.9	1.1	1.4	1.2
Avg. Stride Freq. [Hz]	2.4	2.5	2.4	2.3	2.3	2.2
Avg. Stride Length [m]	4.7	7.2	7.1	7.0	7.1	7.1



- [] Ranking at each section and finish
- .-.- No data available at this section
- NA No data available



Horse/Jockey Name	Mailout
Final Rank	6
Fastest Section Time (Section)	0:09.02 (Overall)
Top Speed [km/h] (Section)	65.8 (1000m)
Race State	Finished



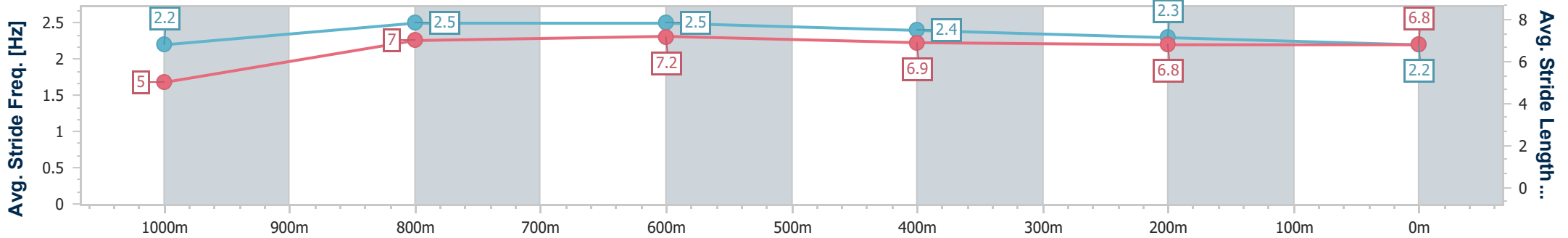
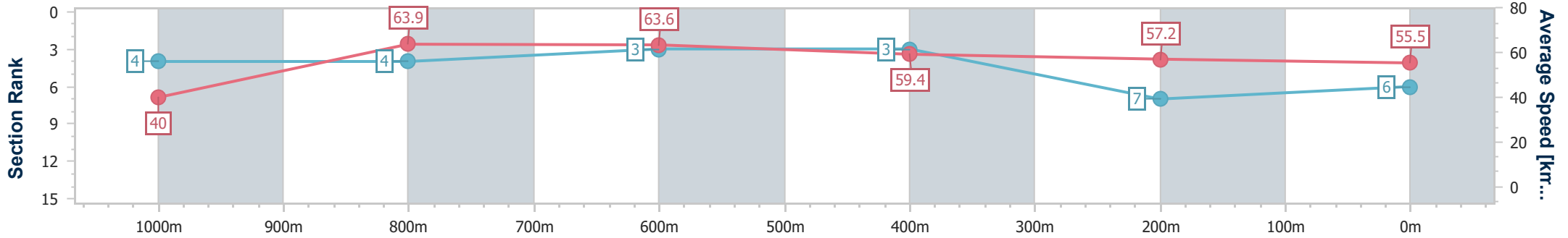
Toowoomba QLD Professional
Race 4: QUEENSLAND ELECTRICAL SOLUTIONS Maiden Plate - 1100m



04 May 2024 - 19:00

Track Rating: Good 4 , Weather: Fine , Rail Position: +2m Entire

Section	Overall	1000m	800m	600m	400m	200m
Section Times	1:09.61 [6] (0:09.02)	1:00.59 [4] (0:11.40)	0:49.19 [4] (0:11.38)	0:37.81 [3] (0:12.14)	0:25.67 [3] (0:12.65)	0:13.02 [7] (0:13.02)
Average Speed [km/h]	40.0	63.9	63.6	59.4	57.2	55.5
Top Speed [km/h]	62.0	65.8	64.2	62.8	58.2	56.4
Avg. Dist. to Rail [m]	7.3	3.6	1.0	1.0	1.5	3.6
Avg. Stride Freq. [Hz]	2.2	2.5	2.5	2.4	2.3	2.2
Avg. Stride Length [m]	5.0	7.0	7.2	6.9	6.8	6.8



- [] Ranking at each section and finish
- .-.- No data available at this section
- NA No data available



Horse/Jockey Name	The Quickening
Final Rank	7
Fastest Section Time (Section)	0:08.81 (Overall)
Top Speed [km/h] (Section)	64.8 (1000m)
Race State	Finished



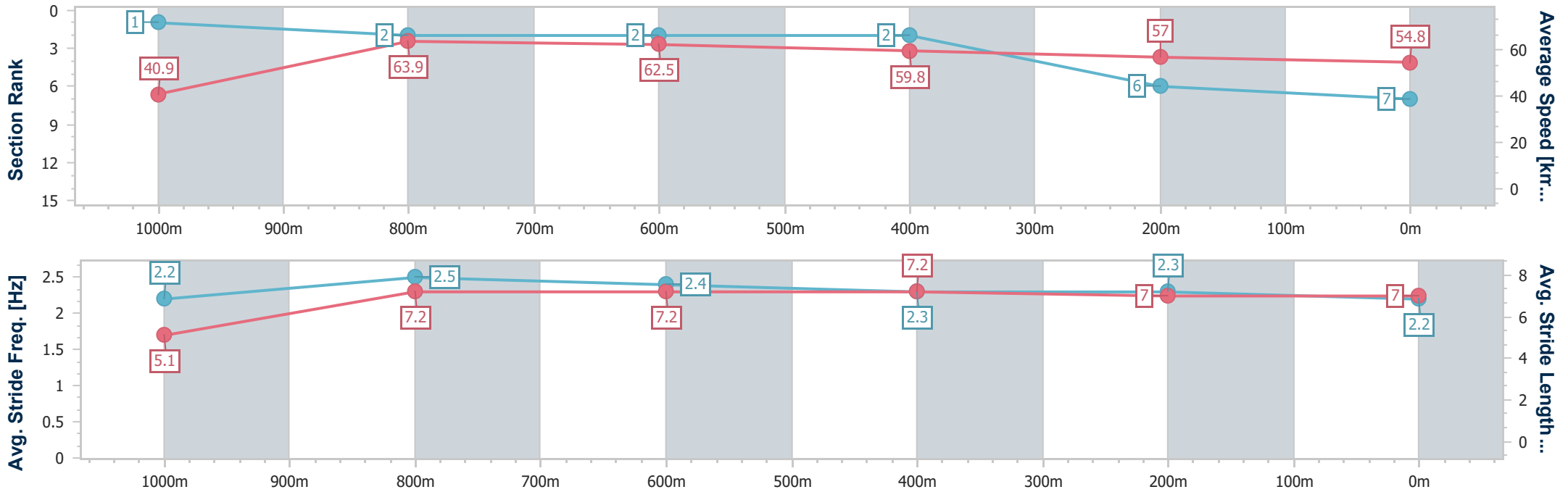
Toowoomba QLD Professional
Race 4: QUEENSLAND ELECTRICAL SOLUTIONS Maiden Plate - 1100m



04 May 2024 - 19:00

Track Rating: Good 4 , Weather: Fine , Rail Position: +2m Entire

Section	Overall	1000m	800m	600m	400m	200m
Section Times	1:09.70 [7] (0:08.81)	1:00.89 [1] (0:11.31)	0:49.58 [2] (0:11.65)	0:37.93 [2] (0:12.15)	0:25.78 [2] (0:12.63)	0:13.15 [6] (0:13.15)
Average Speed [km/h]	40.9	63.9	62.5	59.8	57.0	54.8
Top Speed [km/h]	62.5	64.8	63.6	62.9	58.1	56.6
Avg. Dist. to Rail [m]	3.8	1.4	2.6	1.7	0.9	1.3
Avg. Stride Freq. [Hz]	2.2	2.5	2.4	2.3	2.3	2.2
Avg. Stride Length [m]	5.1	7.2	7.2	7.2	7.0	7.0



- [] Ranking at each section and finish
- .-.- No data available at this section
- NA No data available



Toowoomba QLD Professional

Race 5: CREATE ADVICE GROUP QTIS Three-Year-Old Maiden Handicap - 1000m

04 May 2024 - 19:35



Track Rating: Good 4 , Weather: Fine , Rail Position: +2m Entire

Section		Overall	800m	600m	400m	200m	Last 600m					
Field Times		1:00.62 (0:13.85)	0:46.77 (0:11.11)	0:35.66 (0:11.68)	0:23.98 (0:11.97)	0:12.01 (0:12.01)	0:35.66					
Rank	TAB Horse/Jockey	Barrier	Top Speed [km/h]	Fastest Section	Margin			Distance Travelled [m]				
1	3 ADIELLA Jake Molloy	2	65.8 800m	0:11.18 800m	1:00.62 [1] (0:14.03)	0:46.59 [3] (0:11.18)	0:35.41 [5] (0:11.78)	0:23.63 [5] (0:11.82)	0:11.81 [3] (0:11.81)	1:00.62	0:35.41	
2	2 DRANG A TANG Nathan Fazackerley	5	67.2 Overall	0:11.22 800m	1:00.77 [2] (0:14.10)	0:46.67 [5] (0:11.22)	0:35.45 [7] (0:11.74)	0:23.71 [6] (0:12.00)	0:11.71 [6] (0:11.71)	0.8L	0:35.45	+1
3	4 KICKATINALONG Emily Lang	3	66.2 Overall	0:11.19 800m	1:00.79 [3] (0:13.85)	0:46.94 [1] (0:11.19)	0:35.75 [2] (0:11.71)	0:24.04 [2] (0:11.86)	0:12.18 [1] (0:12.18)	0.9L	0:35.75	-4
4	8 WORLDY SPIRIT Olivia Webb	10	65.0 Overall	0:11.44 800m	1:00.83 [4] (0:14.27)	0:46.56 [8] (0:11.44)	0:35.12 [8] (0:11.84)	0:23.28 [8] (0:11.52)	0:11.76 [7] (0:11.76)	1.1L	0:35.12	+5
5	10 ALLEZIZZY Les Tilley	13	67.8 Overall	0:11.09 800m	1:01.27 [5] (0:13.87)	0:47.40 [2] (0:11.09)	0:36.31 [1] (0:11.68)	0:24.63 [1] (0:12.04)	0:12.59 [2] (0:12.59)	3.6L	0:36.31	+3
6	6 SIRI SAY RUBICK Karl Zechner	4	66.8 800m	0:11.03 800m	1:01.34 [6] (0:14.07)	0:47.27 [4] (0:11.03)	0:36.24 [3] (0:11.83)	0:24.41 [4] (0:12.04)	0:12.37 [4] (0:12.37)	3.9L	0:36.24	+3
7	12 MUST BE THE MONEY Nozi Tomizawa	6	66.1 800m	0:11.18 800m	1:01.37 [7] (0:14.13)	0:47.24 [7] (0:11.18)	0:36.06 [6] (0:11.76)	0:24.30 [7] (0:12.10)	0:12.20 [8] (0:12.20)	4.1L	0:36.06	+8
8	5 PRINCESS MONEYBAGS Bailey Wheeler	7	67.9 800m	0:10.99 800m	1:01.41 [8] (0:14.12)	0:47.29 [6] (0:10.99)	0:36.30 [4] (0:11.77)	0:24.53 [3] (0:12.14)	0:12.39 [5] (0:12.39)	4.3L	0:36.30	+6

Scratched: Tonatiuh (#1), Viking Valour (#7), Beau's Girl (#9), Sunfyre (#11), Hidden Melody (#13), Nic's Dream (#14), The Quickening (#15)



Horse/Jockey Name	Adiella
Final Rank	1
Fastest Section Time (Section)	0:11.18 (800m)
Top Speed [km/h] (Section)	65.8 (800m)
Race State	Finished

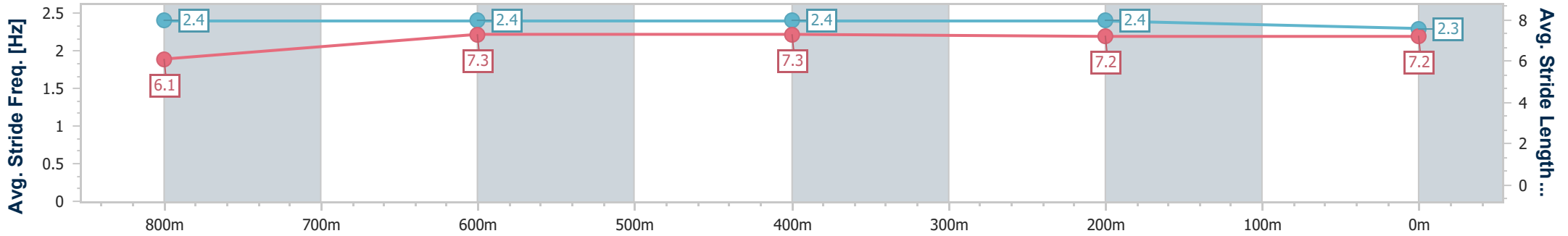
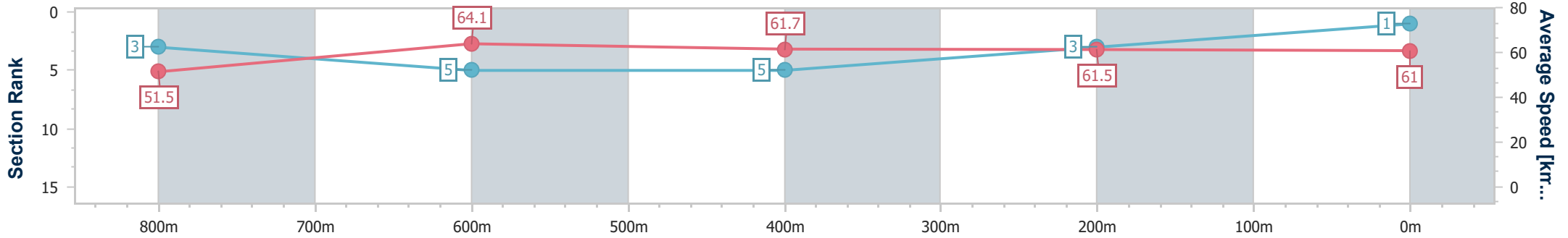


Toowoomba QLD Professional
 Race 5: CREATE ADVICE GROUP QTIS Three-Year-Old Maiden
 Handicap - 1000m
 04 May 2024 - 19:35



Track Rating: Good 4 , Weather: Fine , Rail Position: +2m Entire

Section	Overall	800m	600m	400m	200m
Section Times	1:00.62 [1] (0:14.03)	0:46.59 [3] (0:11.18)	0:35.41 [5] (0:11.78)	0:23.63 [5] (0:11.82)	0:11.81 [3] (0:11.81)
Average Speed [km/h]	51.5	64.1	61.7	61.5	61.0
Top Speed [km/h]	65.6	65.8	64.9	62.8	63.1
Avg. Dist. to Rail [m]	1.6	0.8	1.7	2.9	2.5
Avg. Stride Freq. [Hz]	2.4	2.4	2.4	2.4	2.3
Avg. Stride Length [m]	6.1	7.3	7.3	7.2	7.2



- [] Ranking at each section and finish
- .-.- No data available at this section
- NA No data available



Horse/Jockey Name	Drang A Tang
Final Rank	2
Fastest Section Time (Section)	0:11.22 (800m)
Top Speed [km/h] (Section)	67.2 (Overall)
Race State	Finished

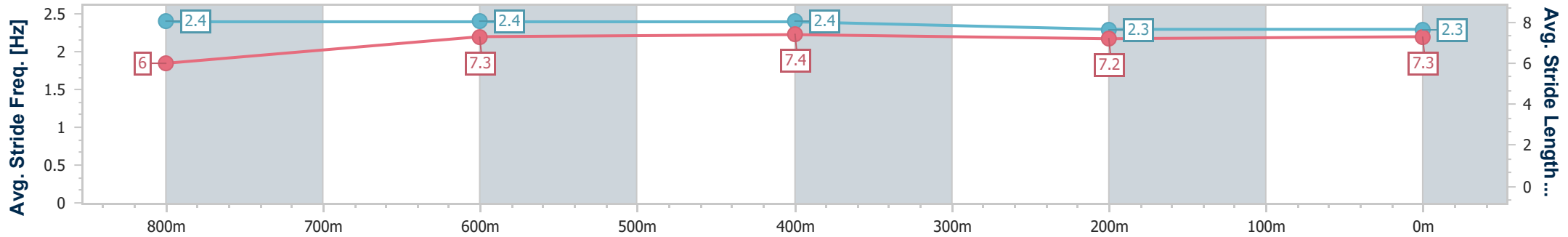
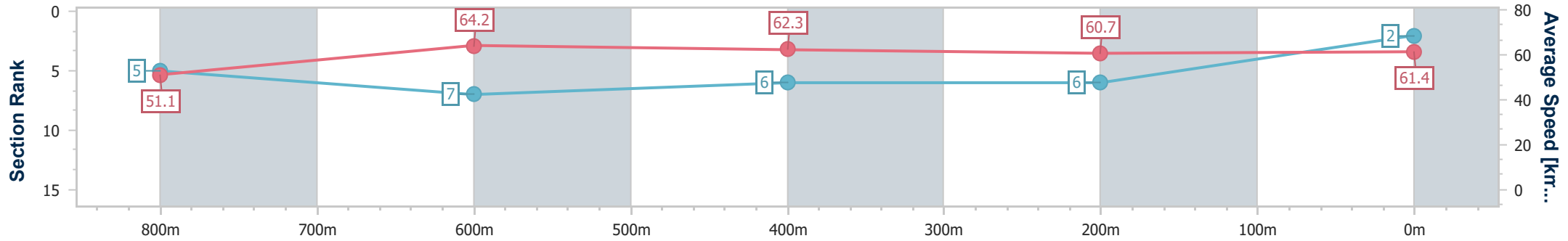


Toowoomba QLD Professional
 Race 5: CREATE ADVICE GROUP QTIS Three-Year-Old Maiden
 Handicap - 1000m
 04 May 2024 - 19:35



Track Rating: Good 4 , Weather: Fine , Rail Position: +2m Entire

Section	Overall	800m	600m	400m	200m
Section Times	1:00.77 [2] (0:14.10)	0:46.67 [5] (0:11.22)	0:35.45 [7] (0:11.74)	0:23.71 [6] (0:12.00)	0:11.71 [6] (0:11.71)
Average Speed [km/h]	51.1	64.2	62.3	60.7	61.4
Top Speed [km/h]	67.2	66.2	64.0	62.2	62.3
Avg. Dist. to Rail [m]	3.1	1.2	2.8	3.1	2.9
Avg. Stride Freq. [Hz]	2.4	2.4	2.4	2.3	2.3
Avg. Stride Length [m]	6.0	7.3	7.4	7.2	7.3



- [] Ranking at each section and finish
- .-.- No data available at this section
- NA No data available



Horse/Jockey Name	Kickatinalong
Final Rank	3
Fastest Section Time (Section)	0:11.19 (800m)
Top Speed [km/h] (Section)	66.2 (Overall)
Race State	Finished

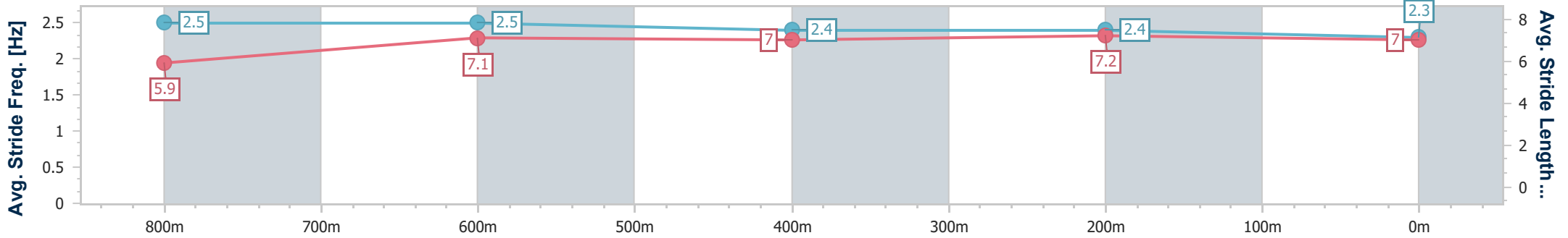
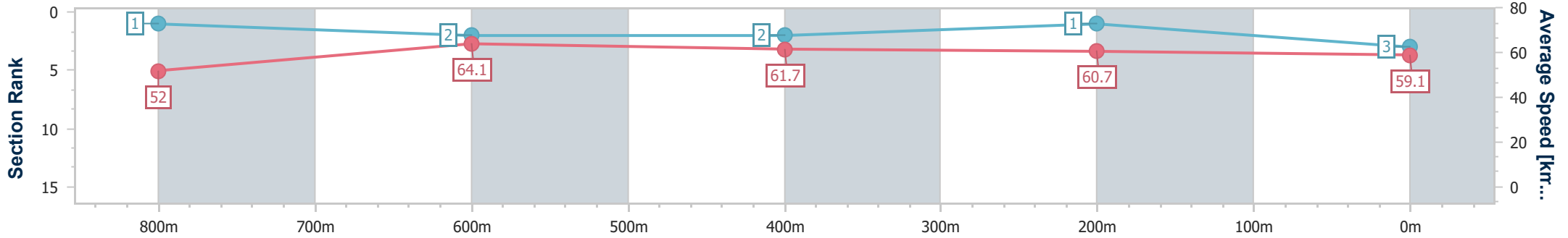


Toowoomba QLD Professional
 Race 5: CREATE ADVICE GROUP QTIS Three-Year-Old Maiden
 Handicap - 1000m
 04 May 2024 - 19:35



Track Rating: Good 4 , Weather: Fine , Rail Position: +2m Entire

Section	Overall	800m	600m	400m	200m
Section Times	1:00.79 [3] (0:13.85)	0:46.94 [1] (0:11.19)	0:35.75 [2] (0:11.71)	0:24.04 [2] (0:11.86)	0:12.18 [1] (0:12.18)
Average Speed [km/h]	52.0	64.1	61.7	60.7	59.1
Top Speed [km/h]	66.2	66.0	63.0	61.7	60.2
Avg. Dist. to Rail [m]	0.5	0.4	0.3	0.5	3.9
Avg. Stride Freq. [Hz]	2.5	2.5	2.4	2.4	2.3
Avg. Stride Length [m]	5.9	7.1	7.0	7.2	7.0



- [] Ranking at each section and finish
- .-.- No data available at this section
- NA No data available



Horse/Jockey Name	Worldy Spirit
Final Rank	4
Fastest Section Time (Section)	0:11.44 (800m)
Top Speed [km/h] (Section)	65.0 (Overall)
Race State	Finished

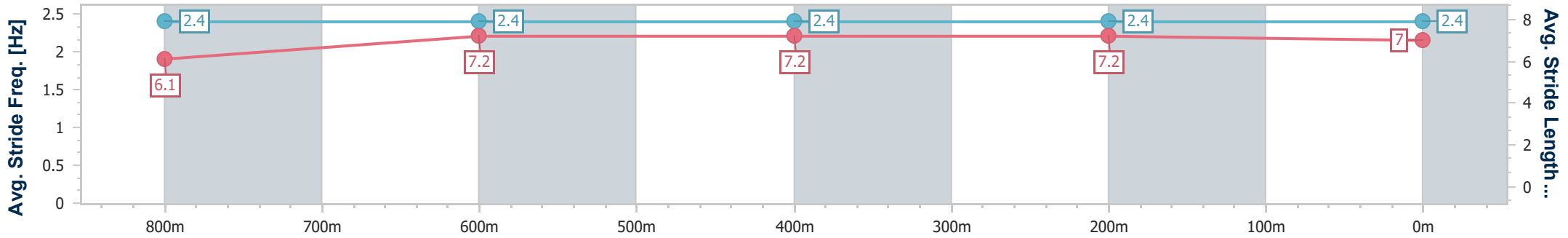
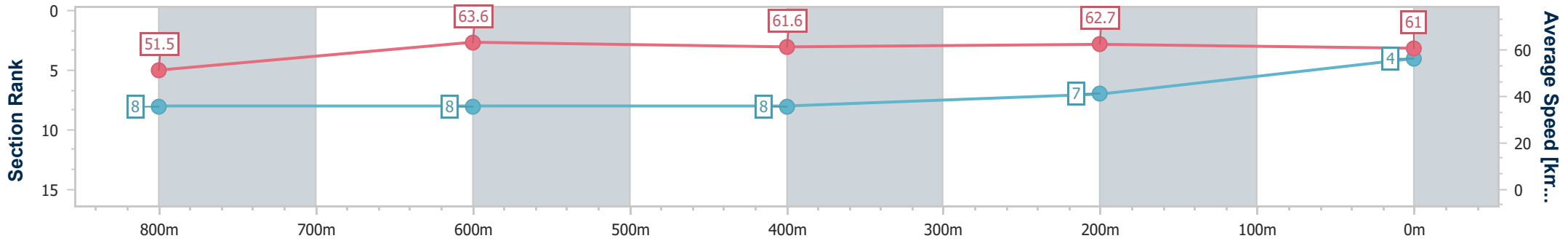


Toowoomba QLD Professional
 Race 5: CREATE ADVICE GROUP QTIS Three-Year-Old Maiden
 Handicap - 1000m
 04 May 2024 - 19:35



Track Rating: Good 4 , Weather: Fine , Rail Position: +2m Entire

Section	Overall	800m	600m	400m	200m
Section Times	1:00.83 [4] (0:14.27)	0:46.56 [8] (0:11.44)	0:35.12 [8] (0:11.84)	0:23.28 [8] (0:11.52)	0:11.76 [7] (0:11.76)
Average Speed [km/h]	51.5	63.6	61.6	62.7	61.0
Top Speed [km/h]	65.0	65.0	62.5	63.3	62.6
Avg. Dist. to Rail [m]	8.1	3.3	2.7	0.9	1.0
Avg. Stride Freq. [Hz]	2.4	2.4	2.4	2.4	2.4
Avg. Stride Length [m]	6.1	7.2	7.2	7.2	7.0



- [] Ranking at each section and finish
- .-.- No data available at this section
- NA No data available



Horse/Jockey Name	Allezzizy
Final Rank	5
Fastest Section Time (Section)	0:11.09 (800m)
Top Speed [km/h] (Section)	67.8 (Overall)
Race State	Finished

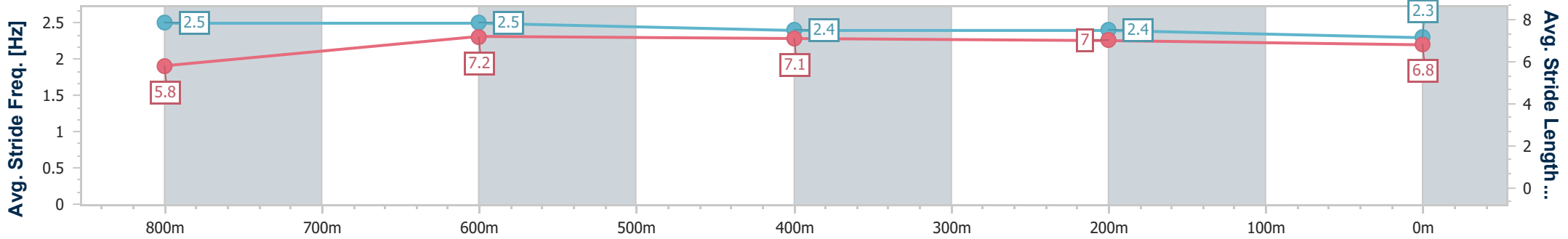
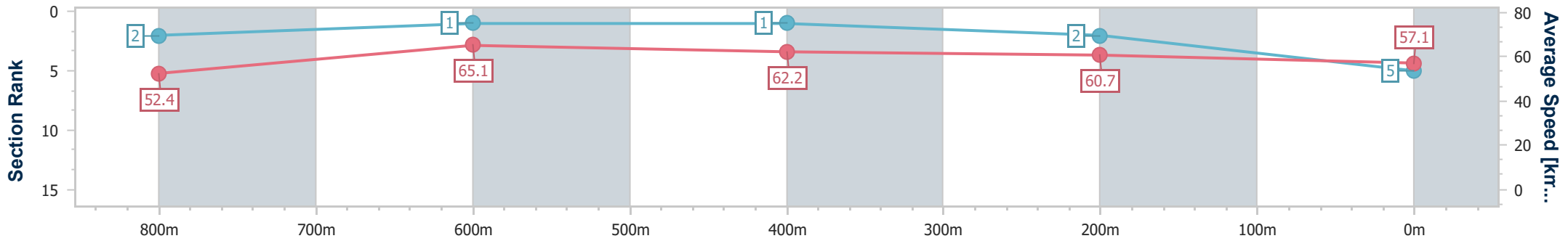


Toowoomba QLD Professional
 Race 5: CREATE ADVICE GROUP QTIS Three-Year-Old Maiden
 Handicap - 1000m
 04 May 2024 - 19:35



Track Rating: Good 4 , Weather: Fine , Rail Position: +2m Entire

Section	Overall	800m	600m	400m	200m
Section Times	1:01.27 [5] (0:13.87)	0:47.40 [2] (0:11.09)	0:36.31 [1] (0:11.68)	0:24.63 [1] (0:12.04)	0:12.59 [2] (0:12.59)
Average Speed [km/h]	52.4	65.1	62.2	60.7	57.1
Top Speed [km/h]	67.8	67.3	65.2	62.2	59.3
Avg. Dist. to Rail [m]	5.5	1.5	2.1	3.6	6.1
Avg. Stride Freq. [Hz]	2.5	2.5	2.4	2.4	2.3
Avg. Stride Length [m]	5.8	7.2	7.1	7.0	6.8



- [] Ranking at each section and finish
- .-.- No data available at this section
- NA No data available



Horse/Jockey Name	Siri Say Rubick
Final Rank	6
Fastest Section Time (Section)	0:11.03 (800m)
Top Speed [km/h] (Section)	66.8 (800m)
Race State	Finished

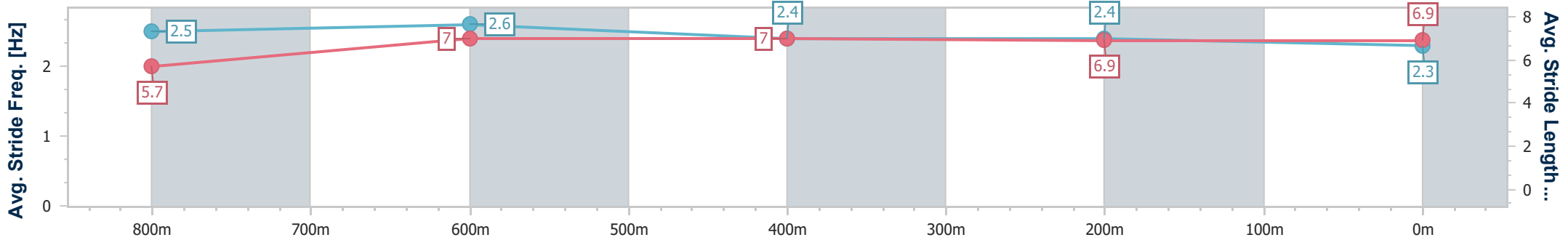
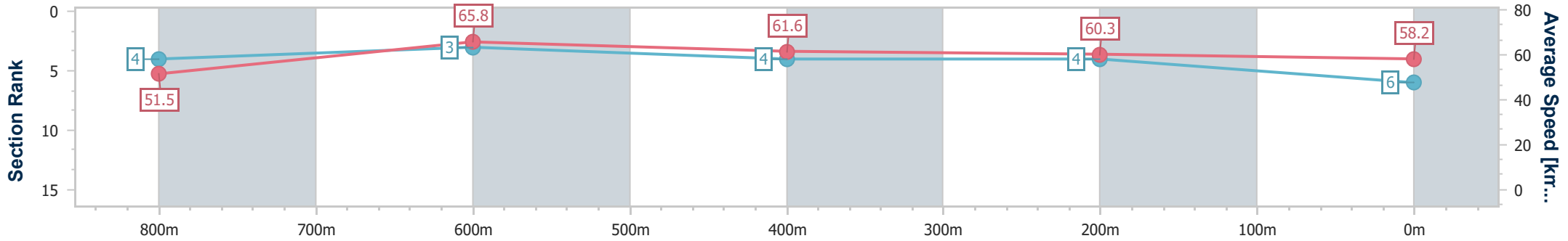


Toowoomba QLD Professional
 Race 5: CREATE ADVICE GROUP QTIS Three-Year-Old Maiden
 Handicap - 1000m
 04 May 2024 - 19:35



Track Rating: Good 4 , Weather: Fine , Rail Position: +2m Entire

Section	Overall	800m	600m	400m	200m
Section Times	1:01.34 [6] (0:14.07)	0:47.27 [4] (0:11.03)	0:36.24 [3] (0:11.83)	0:24.41 [4] (0:12.04)	0:12.37 [4] (0:12.37)
Average Speed [km/h]	51.5	65.8	61.6	60.3	58.2
Top Speed [km/h]	66.7	66.8	63.6	61.2	59.5
Avg. Dist. to Rail [m]	4.9	1.7	2.5	2.6	3.6
Avg. Stride Freq. [Hz]	2.5	2.6	2.4	2.4	2.3
Avg. Stride Length [m]	5.7	7.0	7.0	6.9	6.9



- [] Ranking at each section and finish
- .-.- No data available at this section
- NA No data available



Horse/Jockey Name	Must Be The Money
Final Rank	7
Fastest Section Time (Section)	0:11.18 (800m)
Top Speed [km/h] (Section)	66.1 (800m)
Race State	Finished

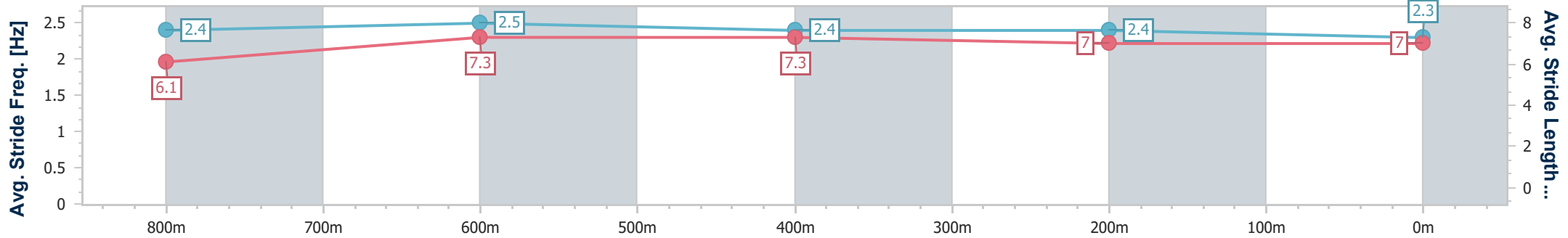
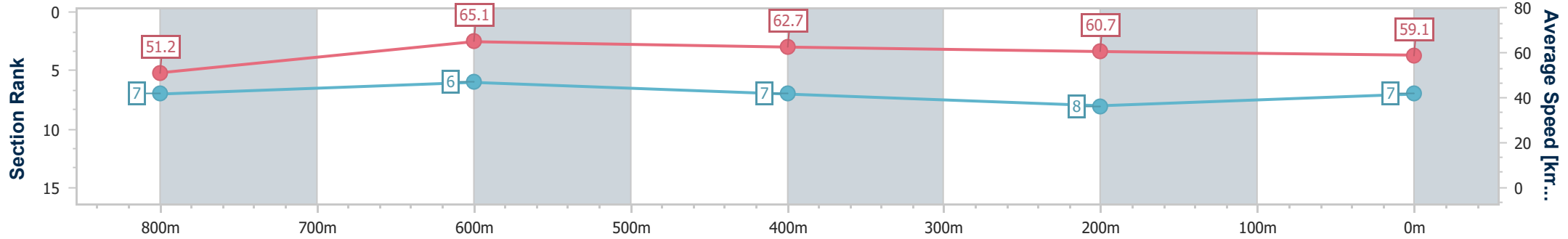


Toowoomba QLD Professional
 Race 5: CREATE ADVICE GROUP QTIS Three-Year-Old Maiden
 Handicap - 1000m
 04 May 2024 - 19:35



Track Rating: Good 4 , Weather: Fine , Rail Position: +2m Entire

Section	Overall	800m	600m	400m	200m
Section Times	1:01.37 [7] (0:14.13)	0:47.24 [7] (0:11.18)	0:36.06 [6] (0:11.76)	0:24.30 [7] (0:12.10)	0:12.20 [8] (0:12.20)
Average Speed [km/h]	51.2	65.1	62.7	60.7	59.1
Top Speed [km/h]	64.9	66.1	65.8	62.5	60.6
Avg. Dist. to Rail [m]	4.1	3.2	4.4	5.2	6.1
Avg. Stride Freq. [Hz]	2.4	2.5	2.4	2.4	2.3
Avg. Stride Length [m]	6.1	7.3	7.3	7.0	7.0



- [] Ranking at each section and finish
- .-.- No data available at this section
- NA No data available



Horse/Jockey Name	Princess Moneybags
Final Rank	8
Fastest Section Time (Section)	0:10.99 (800m)
Top Speed [km/h] (Section)	67.9 (800m)
Race State	Finished

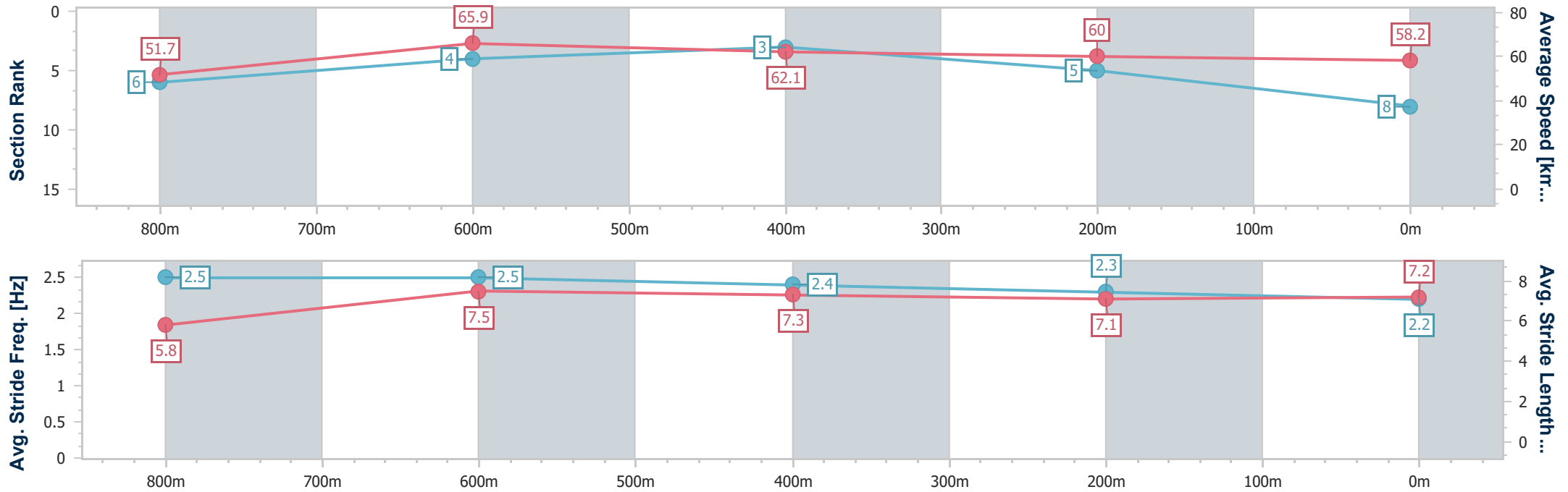


Toowoomba QLD Professional
 Race 5: CREATE ADVICE GROUP QTIS Three-Year-Old Maiden
 Handicap - 1000m
 04 May 2024 - 19:35



Track Rating: Good 4 , Weather: Fine , Rail Position: +2m Entire

Section	Overall	800m	600m	400m	200m
Section Times	1:01.41 [8] (0:14.12)	0:47.29 [6] (0:10.99)	0:36.30 [4] (0:11.77)	0:24.53 [3] (0:12.14)	0:12.39 [5] (0:12.39)
Average Speed [km/h]	51.7	65.9	62.1	60.0	58.2
Top Speed [km/h]	67.6	67.9	64.8	60.8	60.0
Avg. Dist. to Rail [m]	5.8	2.1	2.8	4.4	5.1
Avg. Stride Freq. [Hz]	2.5	2.5	2.4	2.3	2.2
Avg. Stride Length [m]	5.8	7.5	7.3	7.1	7.2



- [] Ranking at each section and finish
- .-.- No data available at this section
- NA No data available



Toowoomba QLD Professional

Race 6: TOOWOOMBA TRUCK SPARES BENCHMARK 62 Handicap - 870m

04 May 2024 - 20:10



Track Rating: Good 4 , Weather: Fine , Rail Position: +2m Entire

Section		Overall	800m	600m	400m	200m	Last 600m					
Field Times		0:50.65 (0:06.29)	0:44.36 (0:10.83)	0:33.53 (0:11.17)	0:22.36 (0:11.08)	0:11.28 (0:11.28)	0:33.53					
Rank	TAB Horse/Jockey	Barrier	Top Speed [km/h]	Fastest Section	Margin					Distance Travelled [m]		
1	4 ON HOLD Karl Zechner	8	68.9 800m	0:06.29 Overall	0:50.65 [1] (0:06.29)	0:44.36 [1] (0:10.83)	0:33.53 [1] (0:11.17)	0:22.36 [1] (0:11.08)	0:11.28 [1] (0:11.28)	0:50.65	0:33.53	
2	5 SWISS BABE Cobi Vitler	1	69.0 800m	0:06.45 Overall	0:51.01 [2] (0:06.45)	0:44.56 [3] (0:10.71)	0:33.85 [2] (0:11.20)	0:22.65 [2] (0:11.13)	0:11.52 [2] (0:11.52)	2L	0:33.85	-2
3	8 ORTHIE'S GIRLS Les Tilley	7	67.5 600m	0:06.57 Overall	0:51.09 [3] (0:06.57)	0:44.52 [7] (0:11.00)	0:33.52 [5] (0:11.18)	0:22.34 [5] (0:11.01)	0:11.33 [3] (0:11.33)	2.4L	0:33.52	+0
4	6 EMILEE'S EMPIRE Yvette Lewis	4	68.1 800m	0:06.35 Overall	0:51.51 [4] (0:06.35)	0:45.16 [2] (0:10.88)	0:34.28 [3] (0:11.21)	0:23.07 [3] (0:11.35)	0:11.72 [4] (0:11.72)	4.7L	0:34.28	-2
5	9 TISANI EMPEROR Nozi Tomizawa	6	67.1 800m	0:06.46 Overall	0:51.67 [5] (0:06.46)	0:45.21 [4] (0:10.93)	0:34.28 [4] (0:11.15)	0:23.13 [4] (0:11.35)	0:11.78 [5] (0:11.78)	5.5L	0:34.28	+2
6	3 RIVER DANZKA Dylan Bennett	2	68.0 800m	0:06.72 Overall	0:52.08 [6] (0:06.72)	0:45.36 [8] (0:11.41)	0:33.95 [7] (0:11.14)	0:22.81 [7] (0:11.28)	0:11.53 [7] (0:11.53)	7.8L	0:33.95	-1
7	1 KRAKARIB Emily Lang	3	65.8 600m	0:06.57 Overall	0:52.16 [7] (0:06.57)	0:45.59 [6] (0:11.62)	0:33.97 [8] (0:11.46)	0:22.51 [8] (0:11.36)	0:11.15 [8] (0:11.15)	8.2L	0:33.97	+1
8	2 LONGSHOT LIZZIE Jake Molloy	9	68.0 600m	0:06.55 Overall	0:52.24 [8] (0:06.55)	0:45.69 [5] (0:11.21)	0:34.48 [6] (0:11.19)	0:23.29 [6] (0:11.27)	0:12.02 [6] (0:12.02)	8.6L	0:34.48	-1

Scratched: Magic Talent (#10), Evelyn's Joy (#7)



Horse/Jockey Name	On Hold
Final Rank	1
Fastest Section Time (Section)	0:06.29 (Overall)
Top Speed [km/h] (Section)	68.9 (800m)
Race State	Finished



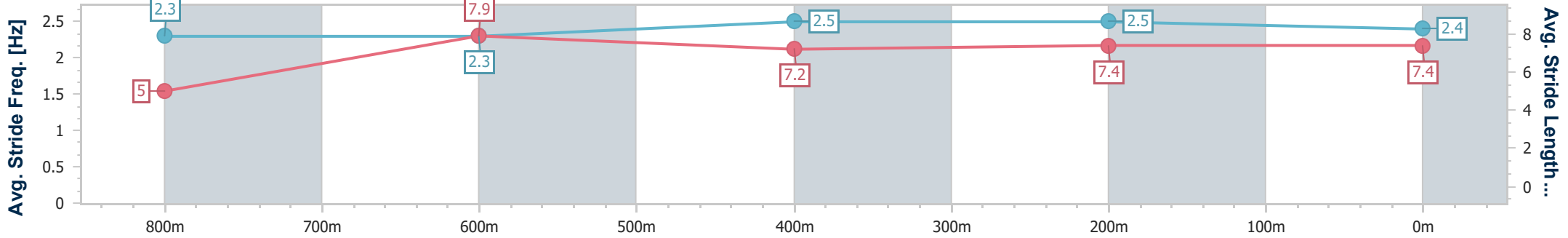
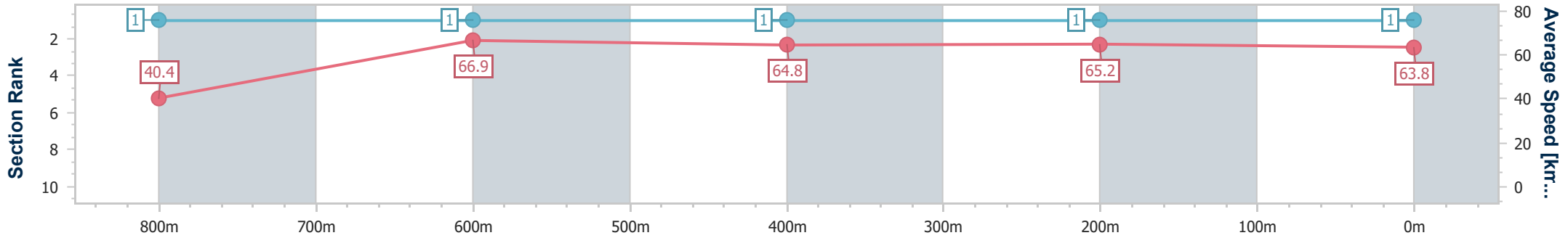
Toowoomba QLD Professional
 Race 6: TOWOOMBA TRUCK SPARES BENCHMARK 62
 Handicap - 870m



04 May 2024 - 20:10

Track Rating: Good 4 , Weather: Fine , Rail Position: +2m Entire

Section	Overall	800m	600m	400m	200m
Section Times	0:50.65 [1] (0:06.29)	0:44.36 [1] (0:10.83)	0:33.53 [1] (0:11.17)	0:22.36 [1] (0:11.08)	0:11.28 [1] (0:11.28)
Average Speed [km/h]	40.4	66.9	64.8	65.2	63.8
Top Speed [km/h]	64.6	68.9	68.5	66.0	65.0
Avg. Dist. to Rail [m]	4.4	2.9	1.5	0.6	0.5
Avg. Stride Freq. [Hz]	2.3	2.3	2.5	2.5	2.4
Avg. Stride Length [m]	5.0	7.9	7.2	7.4	7.4



- [] Ranking at each section and finish
- .-.- No data available at this section
- NA No data available



Horse/Jockey Name	Swiss Babe
Final Rank	2
Fastest Section Time (Section)	0:06.45 (Overall)
Top Speed [km/h] (Section)	69.0 (800m)
Race State	Finished



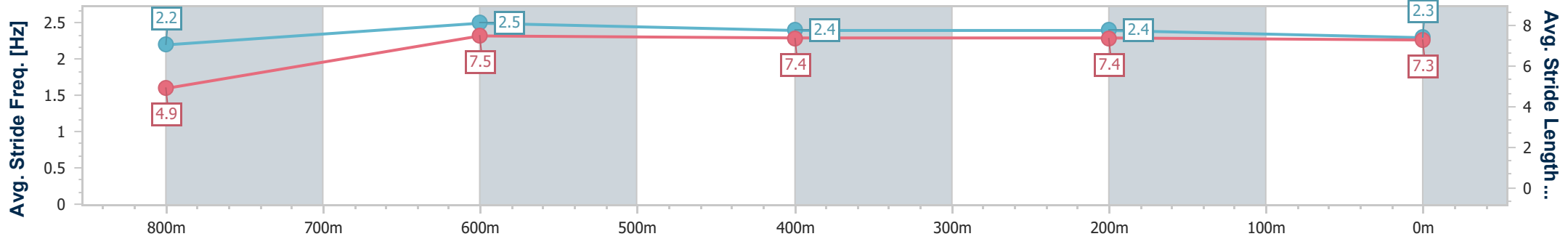
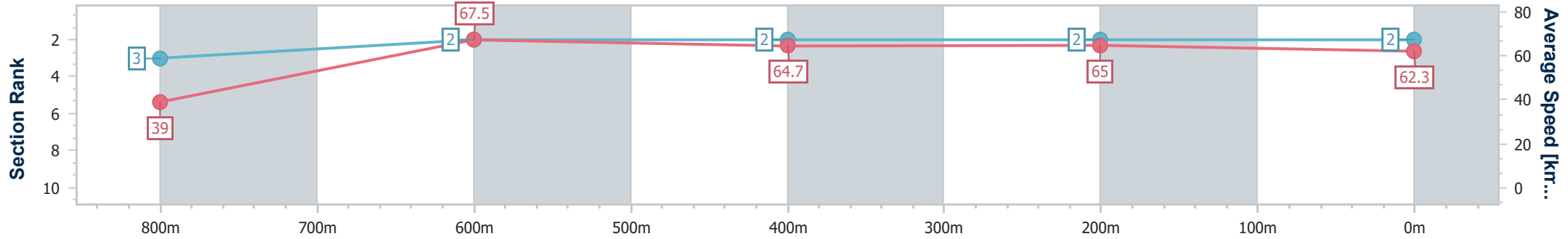
Toowoomba QLD Professional
 Race 6: TOWOOMBA TRUCK SPARES BENCHMARK 62
 Handicap - 870m



04 May 2024 - 20:10

Track Rating: Good 4 , Weather: Fine , Rail Position: +2m Entire

Section	Overall	800m	600m	400m	200m
Section Times	0:51.01 [2] (0:06.45)	0:44.56 [3] (0:10.71)	0:33.85 [2] (0:11.20)	0:22.65 [2] (0:11.13)	0:11.52 [2] (0:11.52)
Average Speed [km/h]	39.0	67.5	64.7	65.0	62.3
Top Speed [km/h]	64.4	69.0	65.8	65.7	64.4
Avg. Dist. to Rail [m]	3.4	0.7	1.1	1.3	0.9
Avg. Stride Freq. [Hz]	2.2	2.5	2.4	2.4	2.3
Avg. Stride Length [m]	4.9	7.5	7.4	7.4	7.3



- [] Ranking at each section and finish
- .-.- No data available at this section
- NA No data available



Horse/Jockey Name	Orthie's Girls
Final Rank	3
Fastest Section Time (Section)	0:06.57 (Overall)
Top Speed [km/h] (Section)	67.5 (600m)
Race State	Finished



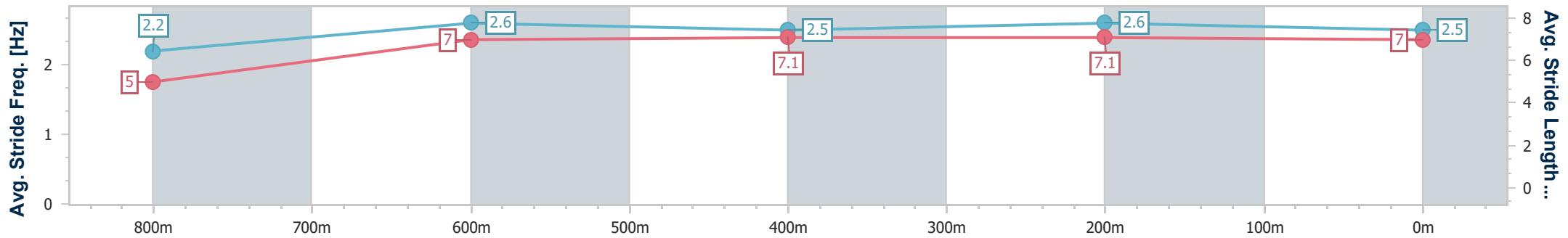
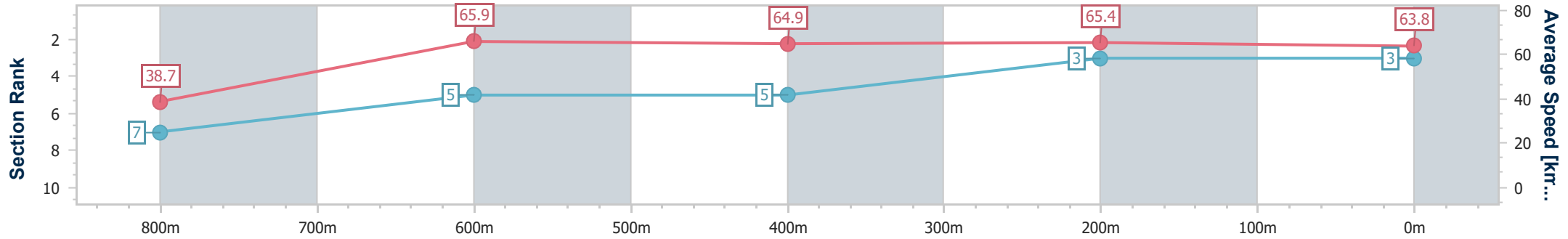
Toowoomba QLD Professional
 Race 6: TOWOOMBA TRUCK SPARES BENCHMARK 62
 Handicap - 870m



04 May 2024 - 20:10

Track Rating: Good 4 , Weather: Fine , Rail Position: +2m Entire

Section	Overall	800m	600m	400m	200m
Section Times	0:51.09 [3] (0:06.57)	0:44.52 [7] (0:11.00)	0:33.52 [5] (0:11.18)	0:22.34 [5] (0:11.01)	0:11.33 [3] (0:11.33)
Average Speed [km/h]	38.7	65.9	64.9	65.4	63.8
Top Speed [km/h]	61.6	67.4	67.5	66.4	66.1
Avg. Dist. to Rail [m]	3.7	3.3	2.3	1.0	2.4
Avg. Stride Freq. [Hz]	2.2	2.6	2.5	2.6	2.5
Avg. Stride Length [m]	5.0	7.0	7.1	7.1	7.0



- [] Ranking at each section and finish
- .-.- No data available at this section
- NA No data available



Horse/Jockey Name	Emilee's Empire
Final Rank	4
Fastest Section Time (Section)	0:06.35 (Overall)
Top Speed [km/h] (Section)	68.1 (800m)
Race State	Finished



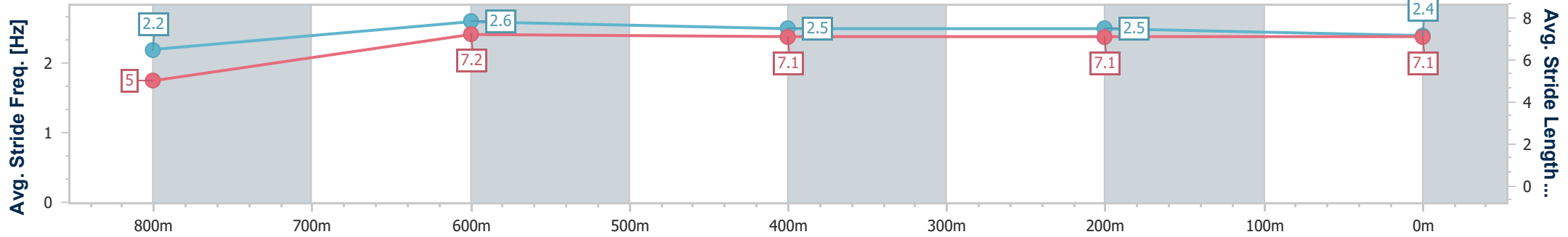
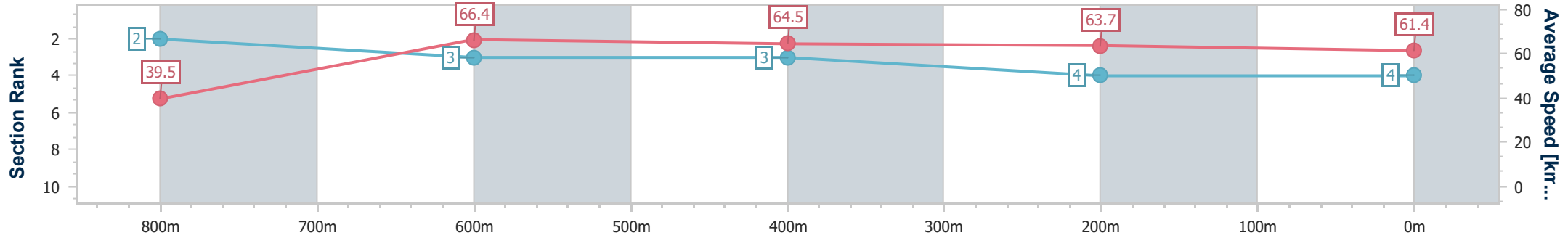
Toowoomba QLD Professional
 Race 6: TOWOOMBA TRUCK SPARES BENCHMARK 62
 Handicap - 870m



04 May 2024 - 20:10

Track Rating: Good 4 , Weather: Fine , Rail Position: +2m Entire

Section	Overall	800m	600m	400m	200m
Section Times	0:51.51 [4] (0:06.35)	0:45.16 [2] (0:10.88)	0:34.28 [3] (0:11.21)	0:23.07 [3] (0:11.35)	0:11.72 [4] (0:11.72)
Average Speed [km/h]	39.5	66.4	64.5	63.7	61.4
Top Speed [km/h]	62.1	68.1	66.0	64.7	63.6
Avg. Dist. to Rail [m]	1.2	1.0	1.3	1.0	0.9
Avg. Stride Freq. [Hz]	2.2	2.6	2.5	2.5	2.4
Avg. Stride Length [m]	5.0	7.2	7.1	7.1	7.1



- [] Ranking at each section and finish
- .-.- No data available at this section
- NA No data available



Horse/Jockey Name	Tisani Emperor
Final Rank	5
Fastest Section Time (Section)	0:06.46 (Overall)
Top Speed [km/h] (Section)	67.1 (800m)
Race State	Finished



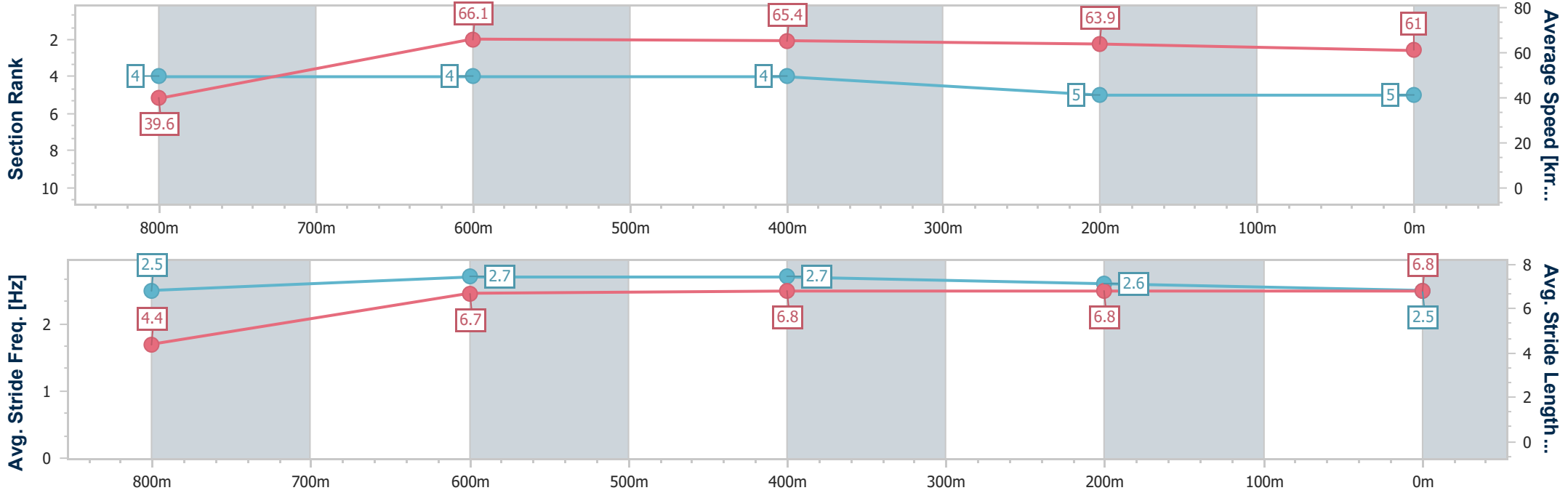
Toowoomba QLD Professional
 Race 6: TOOWOOMBA TRUCK SPARES BENCHMARK 62
 Handicap - 870m



04 May 2024 - 20:10

Track Rating: Good 4 , Weather: Fine , Rail Position: +2m Entire

Section	Overall	800m	600m	400m	200m
Section Times	0:51.67 [5] (0:06.46)	0:45.21 [4] (0:10.93)	0:34.28 [4] (0:11.15)	0:23.13 [4] (0:11.35)	0:11.78 [5] (0:11.78)
Average Speed [km/h]	39.6	66.1	65.4	63.9	61.0
Top Speed [km/h]	63.6	67.1	66.7	65.4	63.2
Avg. Dist. to Rail [m]	3.0	3.6	2.0	2.7	3.1
Avg. Stride Freq. [Hz]	2.5	2.7	2.7	2.6	2.5
Avg. Stride Length [m]	4.4	6.7	6.8	6.8	6.8



- [] Ranking at each section and finish
- .-.- No data available at this section
- NA No data available



Horse/Jockey Name	River Danzka
Final Rank	6
Fastest Section Time (Section)	0:06.72 (Overall)
Top Speed [km/h] (Section)	68.0 (800m)
Race State	Finished



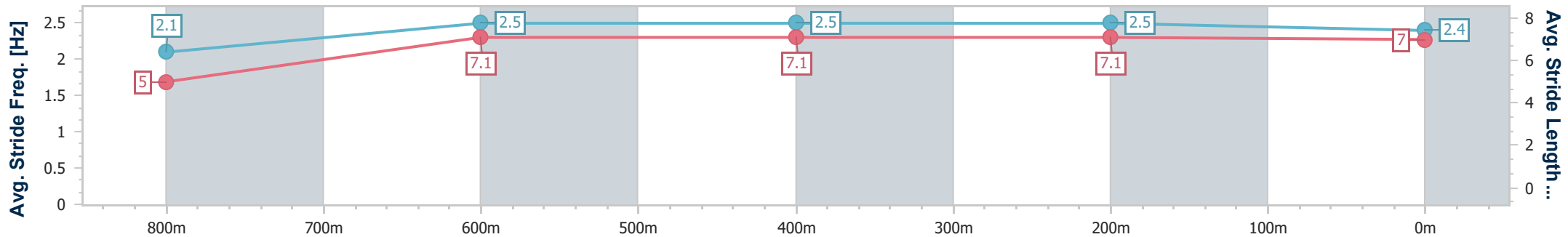
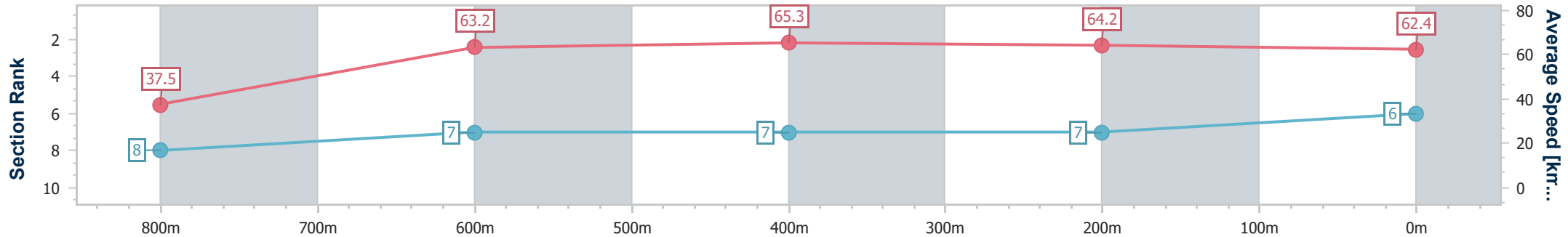
Toowoomba QLD Professional
 Race 6: TOOWOOMBA TRUCK SPARES BENCHMARK 62
 Handicap - 870m



04 May 2024 - 20:10

Track Rating: Good 4 , Weather: Fine , Rail Position: +2m Entire

Section	Overall	800m	600m	400m	200m
Section Times	0:52.08 [6] (0:06.72)	0:45.36 [8] (0:11.41)	0:33.95 [7] (0:11.14)	0:22.81 [7] (0:11.28)	0:11.53 [7] (0:11.53)
Average Speed [km/h]	37.5	63.2	65.3	64.2	62.4
Top Speed [km/h]	58.7	68.0	67.7	65.2	63.9
Avg. Dist. to Rail [m]	2.5	0.9	2.0	1.1	2.4
Avg. Stride Freq. [Hz]	2.1	2.5	2.5	2.5	2.4
Avg. Stride Length [m]	5.0	7.1	7.1	7.1	7.0



- [] Ranking at each section and finish
- .-.- No data available at this section
- NA No data available



Horse/Jockey Name	Krakarib
Final Rank	7
Fastest Section Time (Section)	0:06.57 (Overall)
Top Speed [km/h] (Section)	65.8 (600m)
Race State	Finished



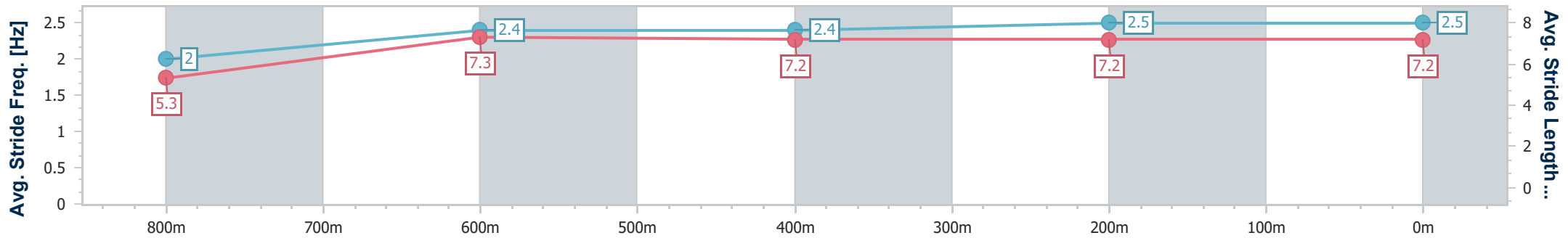
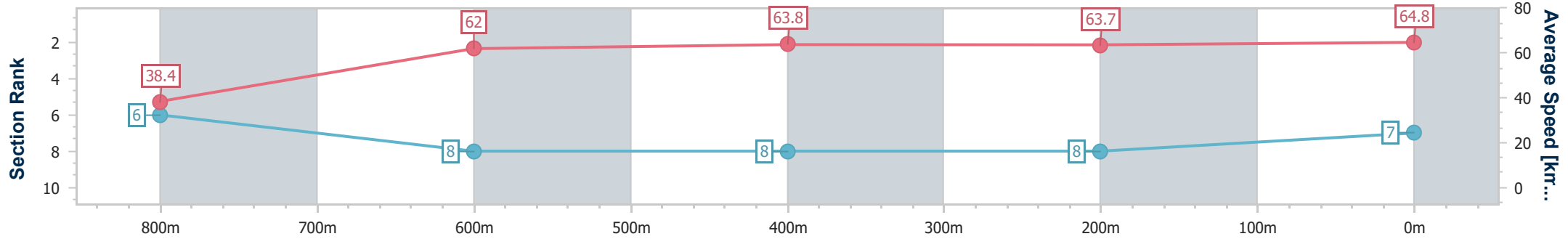
Toowoomba QLD Professional
 Race 6: TOOWOOMBA TRUCK SPARES BENCHMARK 62
 Handicap - 870m



04 May 2024 - 20:10

Track Rating: Good 4 , Weather: Fine , Rail Position: +2m Entire

Section	Overall	800m	600m	400m	200m
Section Times	0:52.16 [7] (0:06.57)	0:45.59 [6] (0:11.62)	0:33.97 [8] (0:11.46)	0:22.51 [8] (0:11.36)	0:11.15 [8] (0:11.15)
Average Speed [km/h]	38.4	62.0	63.8	63.7	64.8
Top Speed [km/h]	62.4	65.4	65.8	65.0	65.6
Avg. Dist. to Rail [m]	0.8	2.0	2.5	2.5	5.8
Avg. Stride Freq. [Hz]	2.0	2.4	2.4	2.5	2.5
Avg. Stride Length [m]	5.3	7.3	7.2	7.2	7.2



- [] Ranking at each section and finish
- .-.- No data available at this section
- NA No data available



Horse/Jockey Name	Longshot Lizzie
Final Rank	8
Fastest Section Time (Section)	0:06.55 (Overall)
Top Speed [km/h] (Section)	68.0 (600m)
Race State	Finished



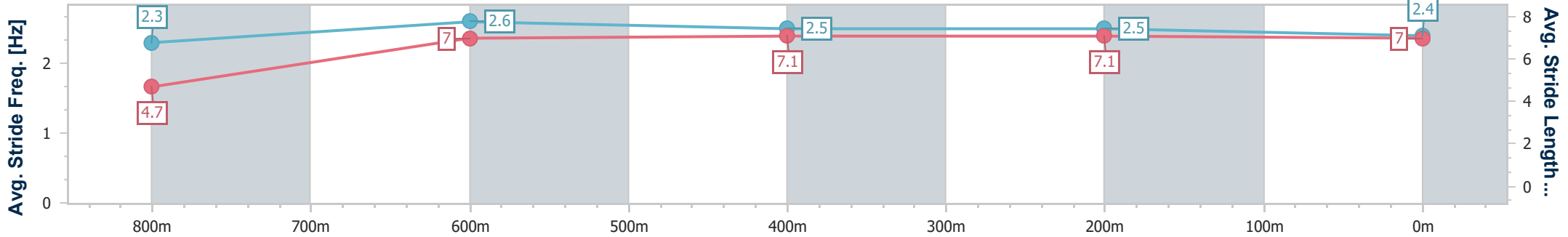
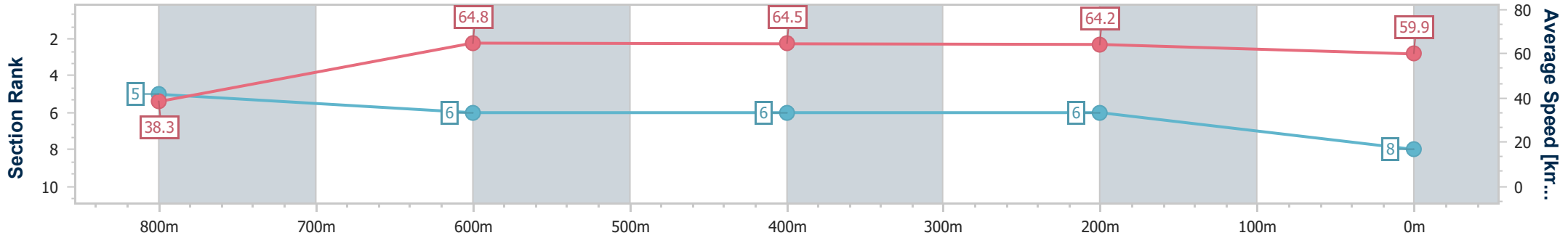
Toowoomba QLD Professional
 Race 6: TOWOOMBA TRUCK SPARES BENCHMARK 62
 Handicap - 870m



04 May 2024 - 20:10

Track Rating: Good 4 , Weather: Fine , Rail Position: +2m Entire

Section	Overall	800m	600m	400m	200m
Section Times	0:52.24 [8] (0:06.55)	0:45.69 [5] (0:11.21)	0:34.48 [6] (0:11.19)	0:23.29 [6] (0:11.27)	0:12.02 [6] (0:12.02)
Average Speed [km/h]	38.3	64.8	64.5	64.2	59.9
Top Speed [km/h]	60.5	67.9	68.0	65.7	62.4
Avg. Dist. to Rail [m]	4.5	3.4	1.3	0.9	3.1
Avg. Stride Freq. [Hz]	2.3	2.6	2.5	2.5	2.4
Avg. Stride Length [m]	4.7	7.0	7.1	7.1	7.0



- [] Ranking at each section and finish
- .-.- No data available at this section
- NA No data available



Toowoomba QLD Professional

Race 7: MNP SECURITY Maiden Handicap - 870m

04 May 2024 - 20:48



Track Rating: Good 4, Weather: Fine , Rail Position: +2m Entire

Section											Last 600m	
Field Times		Overall	800m	600m	400m	200m						0:33.56
		0:50.74 (0:06.34)	0:44.40 (0:10.84)	0:33.56 (0:10.99)	0:22.57 (0:11.14)	0:11.43 (0:11.43)						
Rank	TAB	Horse/Jockey	Barrier	Top Speed [km/h]	Fastest Section						Margin	Distance Travelled [m]
1	7	HIDDEN MELODY Emily Lang	12	68.3 800m	0:06.53 Overall	0:50.74 [1] (0:06.53)	0:44.21 [3] (0:10.77)	0:33.44 [2] (0:10.87)	0:22.57 [1] (0:11.14)	0:11.43 [1] (0:11.43)	0:50.74	0:33.44
2	6	BEAU'S GIRL Bailey Wheeler	5	68.2 800m	0:06.34 Overall	0:51.70 [2] (0:06.34)	0:45.36 [1] (0:10.84)	0:34.52 [1] (0:11.11)	0:23.41 [2] (0:11.47)	0:11.94 [2] (0:11.94)	5.5L	0:34.52 +0
3	10	SALACIA Cobi Vitler	6	67.8 800m	0:06.69 Overall	0:51.79 [3] (0:06.69)	0:45.10 [6] (0:10.85)	0:34.25 [5] (0:11.21)	0:23.04 [4] (0:11.38)	0:11.66 [3] (0:11.66)	6L	0:34.25 +4
4	8	STARRY GIRL Kenji Yoshida	7	68.2 800m	0:06.53 Overall	0:52.87 [4] (0:06.53)	0:46.34 [4] (0:10.99)	0:35.35 [4] (0:11.22)	0:24.13 [3] (0:11.80)	0:12.33 [4] (0:12.33)	12.3L	0:35.35 +2
5	5	SPILLA Les Tilley	2	66.2 600m	0:06.34 Overall	0:52.90 [5] (0:06.34)	0:46.56 [2] (0:11.14)	0:35.42 [3] (0:11.49)	0:23.93 [5] (0:11.96)	0:11.97 [5] (0:11.97)	12.5L	0:35.42 -2
6	4	FREYA'S MAGIC Nozi Tomizawa	4	65.9 800m	0:06.71 Overall	0:52.97 [6] (0:06.71)	0:46.26 [7] (0:11.14)	0:35.12 [7] (0:11.49)	0:23.63 [7] (0:11.70)	0:11.93 [6] (0:11.93)	12.8L	0:35.12 -1
7	12	TRAIN OF THOUGHT Alisha Donald	14	66.8 800m	0:06.76 Overall	0:53.16 [7] (0:06.76)	0:46.40 [8] (0:11.10)	0:35.30 [8] (0:11.52)	0:23.78 [8] (0:11.81)	0:11.97 [8] (0:11.97)	13.8L	0:35.30 +7
8	1	WINNING GAZE Madeleine Wishart	13	66.2 800m	0:06.56 Overall	0:53.17 [8] (0:06.56)	0:46.61 [5] (0:11.28)	0:35.33 [6] (0:11.45)	0:23.88 [6] (0:11.76)	0:12.12 [7] (0:12.12)	13.9L	0:35.33 +3
9	9	GOTTA HAVE FUN Karl Zechner	9	65.2 600m	0:06.98 Overall	0:53.20 [9] (0:06.98)	0:46.22 [9] (0:11.36)	0:34.86 [9] (0:11.36)	0:23.50 [9] (0:11.67)	0:11.83 [9] (0:11.83)	14.1L	0:34.86 -1

Scratched: Tonatiuh (#2), Dun With Roses (#3), Peach Galantes (#11), Worthy Essgee (#13), Destiny Dalai (#14), Emperor Teio (#15)



Horse/Jockey Name	Hidden Melody
Final Rank	1
Fastest Section Time (Section)	0:06.53 (Overall)
Top Speed [km/h] (Section)	68.3 (800m)
Race State	Finished



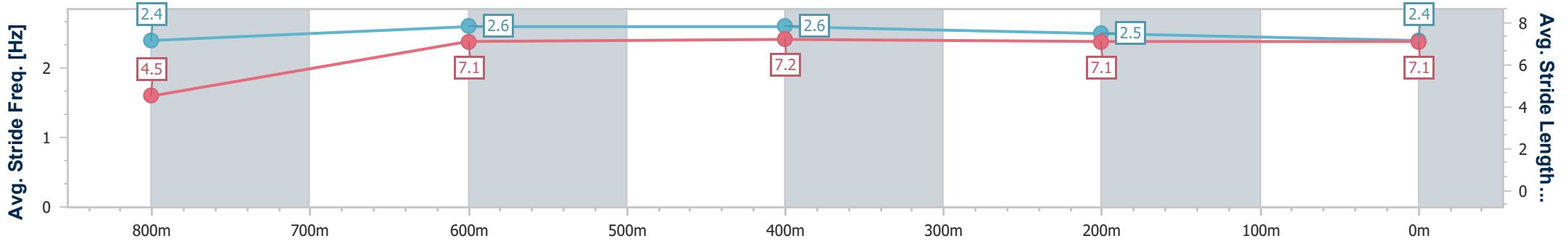
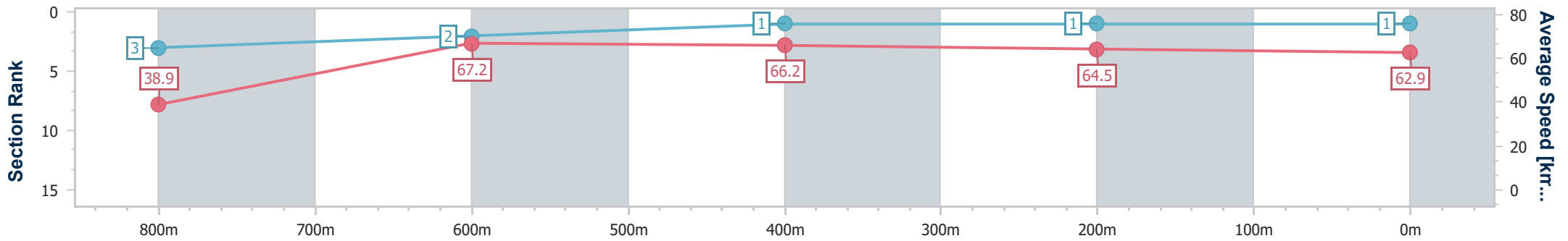
Toowoomba QLD Professional
Race 7: MNP SECURITY Maiden Handicap - 870m



04 May 2024 - 20:48

Track Rating: Good 4, Weather: Fine , Rail Position: +2m Entire

Section	Overall	800m	600m	400m	200m
Section Times	0:50.74 [1] (0:06.53)	0:44.21 [3] (0:10.77)	0:33.44 [2] (0:10.87)	0:22.57 [1] (0:11.14)	0:11.43 [1] (0:11.43)
Average Speed [km/h]	38.9	67.2	66.2	64.5	62.9
Top Speed [km/h]	64.0	68.3	67.5	65.3	64.5
Avg. Dist. to Rail [m]	4.2	3.4	0.8	0.6	1.3
Avg. Stride Freq. [Hz]	2.4	2.6	2.6	2.5	2.4
Avg. Stride Length [m]	4.5	7.1	7.2	7.1	7.1



- [] Ranking at each section and finish
- .-.- No data available at this section
- NA No data available



Horse/Jockey Name	Beau's Girl
Final Rank	2
Fastest Section Time (Section)	0:06.34 (Overall)
Top Speed [km/h] (Section)	68.2 (800m)
Race State	Finished



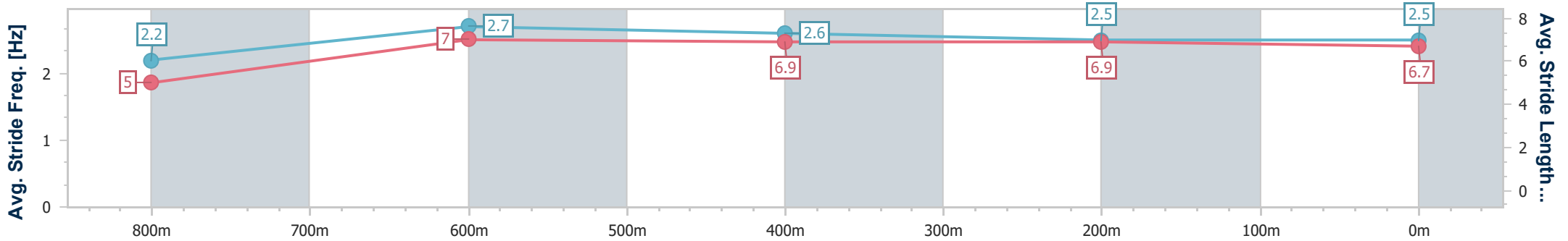
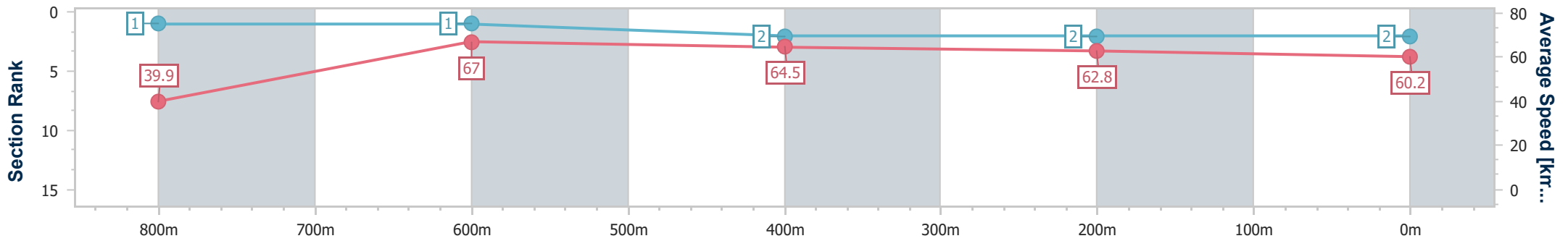
Toowoomba QLD Professional
Race 7: MNP SECURITY Maiden Handicap - 870m



04 May 2024 - 20:48

Track Rating: Good 4, Weather: Fine , Rail Position: +2m Entire

Section	Overall	800m	600m	400m	200m
Section Times	0:51.70 [2] (0:06.34)	0:45.36 [1] (0:10.84)	0:34.52 [1] (0:11.11)	0:23.41 [2] (0:11.47)	0:11.94 [2] (0:11.94)
Average Speed [km/h]	39.9	67.0	64.5	62.8	60.2
Top Speed [km/h]	61.5	68.2	67.1	63.8	61.8
Avg. Dist. to Rail [m]	1.1	2.4	0.7	0.9	1.3
Avg. Stride Freq. [Hz]	2.2	2.7	2.6	2.5	2.5
Avg. Stride Length [m]	5.0	7.0	6.9	6.9	6.7



- [] Ranking at each section and finish
- .-.- No data available at this section
- NA No data available



Horse/Jockey Name	Salacia
Final Rank	3
Fastest Section Time (Section)	0:06.69 (Overall)
Top Speed [km/h] (Section)	67.8 (800m)
Race State	Finished



Toowoomba QLD Professional

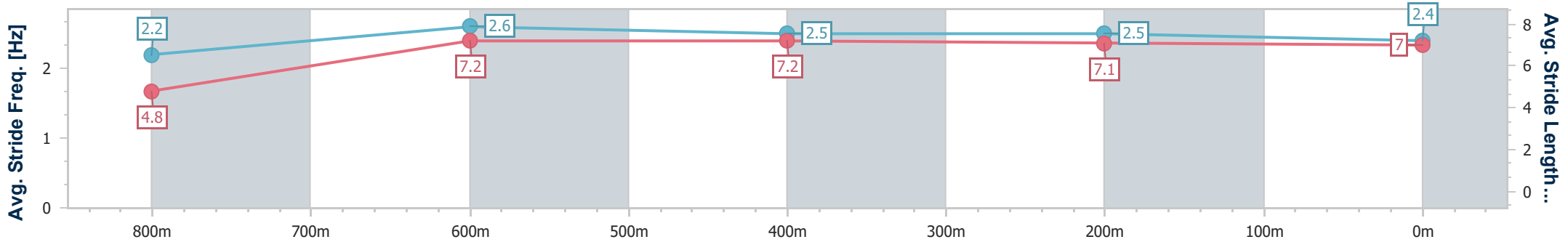
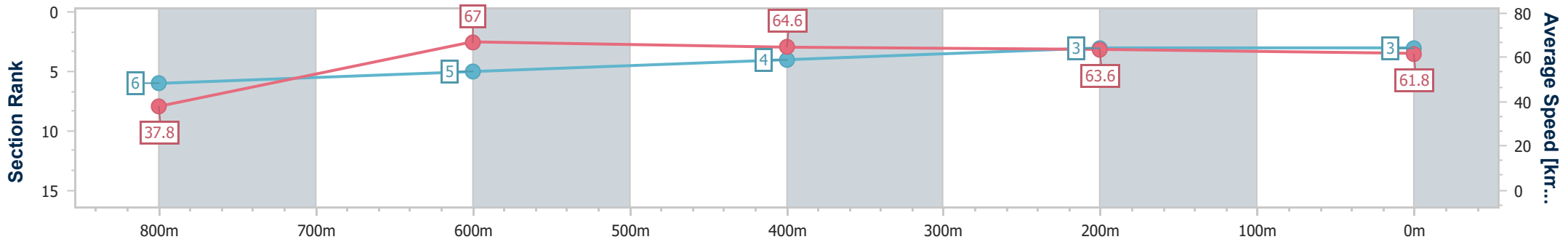
Race 7: MNP SECURITY Maiden Handicap - 870m

04 May 2024 - 20:48



Track Rating: Good 4, Weather: Fine , Rail Position: +2m Entire

Section	Overall	800m	600m	400m	200m
Section Times	0:51.79 [3] (0:06.69)	0:45.10 [6] (0:10.85)	0:34.25 [5] (0:11.21)	0:23.04 [4] (0:11.38)	0:11.66 [3] (0:11.66)
Average Speed [km/h]	37.8	67.0	64.6	63.6	61.8
Top Speed [km/h]	62.8	67.8	67.3	64.7	63.2
Avg. Dist. to Rail [m]	1.4	3.1	2.0	1.2	3.0
Avg. Stride Freq. [Hz]	2.2	2.6	2.5	2.5	2.4
Avg. Stride Length [m]	4.8	7.2	7.2	7.1	7.0



- [] Ranking at each section and finish
- .-.- No data available at this section
- NA No data available



Horse/Jockey Name	Starry Girl
Final Rank	4
Fastest Section Time (Section)	0:06.53 (Overall)
Top Speed [km/h] (Section)	68.2 (800m)
Race State	Finished



Toowoomba QLD Professional

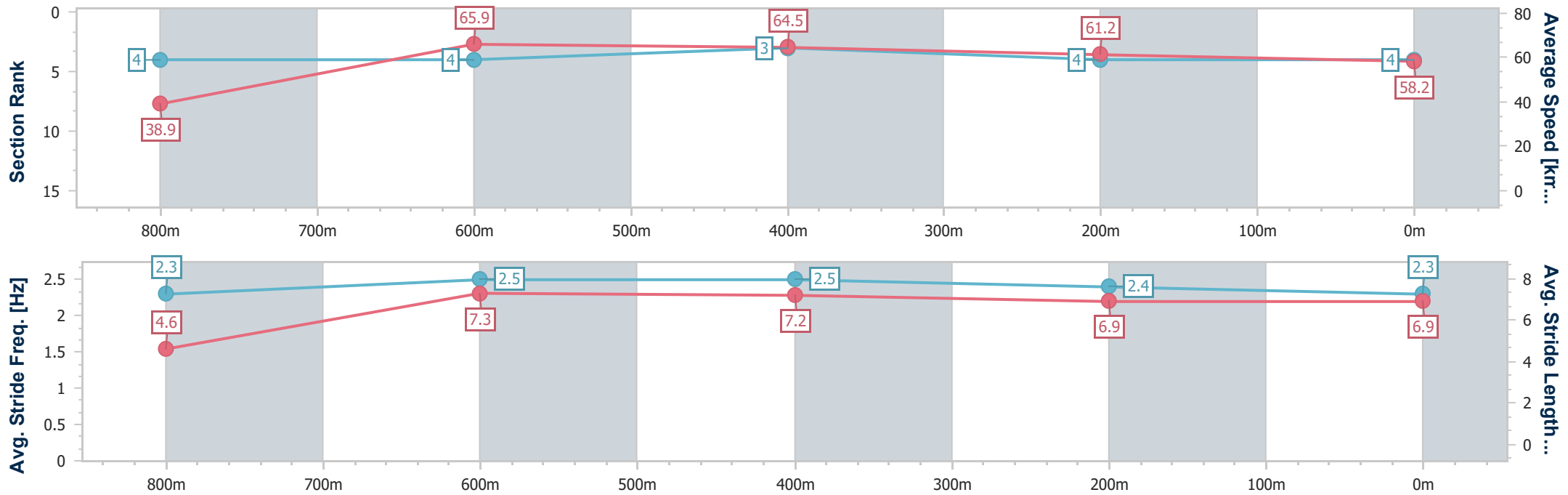
Race 7: MNP SECURITY Maiden Handicap - 870m

04 May 2024 - 20:48



Track Rating: Good 4, Weather: Fine , Rail Position: +2m Entire

Section	Overall	800m	600m	400m	200m
Section Times	0:52.87 [4] (0:06.53)	0:46.34 [4] (0:10.99)	0:35.35 [4] (0:11.22)	0:24.13 [3] (0:11.80)	0:12.33 [4] (0:12.33)
Average Speed [km/h]	38.9	65.9	64.5	61.2	58.2
Top Speed [km/h]	62.6	68.2	68.1	62.8	59.4
Avg. Dist. to Rail [m]	2.4	2.9	1.0	1.5	2.9
Avg. Stride Freq. [Hz]	2.3	2.5	2.5	2.4	2.3
Avg. Stride Length [m]	4.6	7.3	7.2	6.9	6.9



- [] Ranking at each section and finish
- .-.- No data available at this section
- NA No data available



Horse/Jockey Name	Spilla
Final Rank	5
Fastest Section Time (Section)	0:06.34 (Overall)
Top Speed [km/h] (Section)	66.2 (600m)
Race State	Finished



Toowoomba QLD Professional

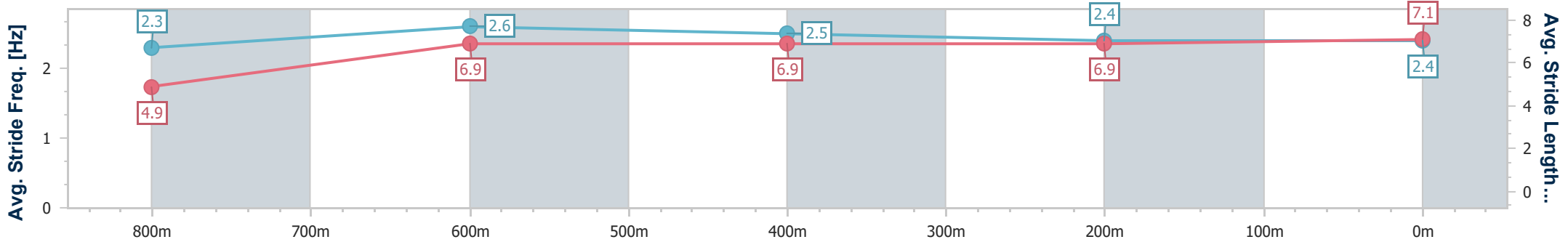
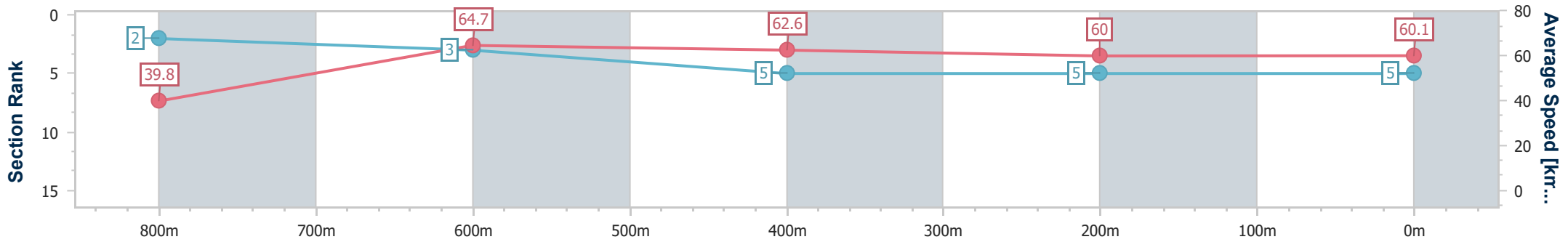
Race 7: MNP SECURITY Maiden Handicap - 870m

04 May 2024 - 20:48



Track Rating: Good 4, Weather: Fine , Rail Position: +2m Entire

Section	Overall	800m	600m	400m	200m
Section Times	0:52.90 [5] (0:06.34)	0:46.56 [2] (0:11.14)	0:35.42 [3] (0:11.49)	0:23.93 [5] (0:11.96)	0:11.97 [5] (0:11.97)
Average Speed [km/h]	39.8	64.7	62.6	60.0	60.1
Top Speed [km/h]	62.5	66.2	66.2	61.0	60.6
Avg. Dist. to Rail [m]	1.4	0.5	0.2	0.6	0.6
Avg. Stride Freq. [Hz]	2.3	2.6	2.5	2.4	2.4
Avg. Stride Length [m]	4.9	6.9	6.9	6.9	7.1



- [] Ranking at each section and finish
- .-.- No data available at this section
- NA No data available



Horse/Jockey Name	Freya's Magic
Final Rank	6
Fastest Section Time (Section)	0:06.71 (Overall)
Top Speed [km/h] (Section)	65.9 (800m)
Race State	Finished



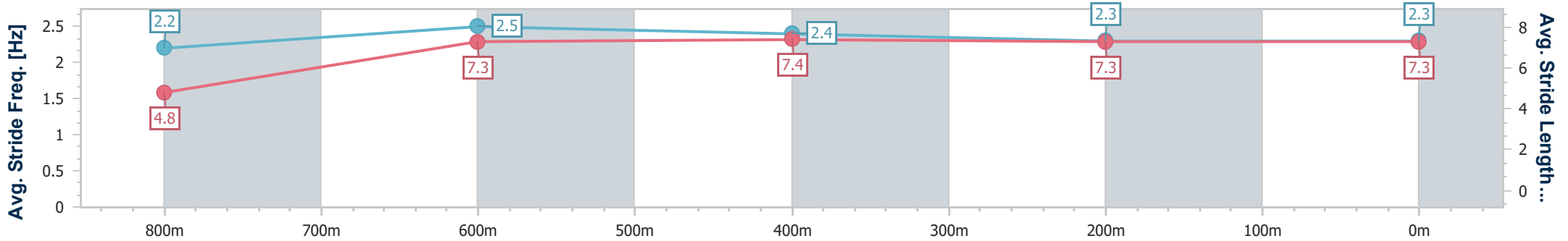
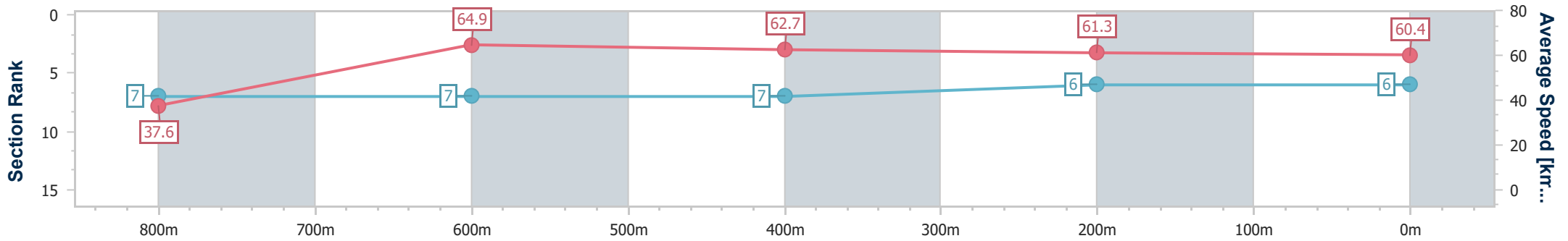
Toowoomba QLD Professional
Race 7: MNP SECURITY Maiden Handicap - 870m



04 May 2024 - 20:48

Track Rating: Good 4, Weather: Fine , Rail Position: +2m Entire

Section	Overall	800m	600m	400m	200m
Section Times	0:52.97 [6] (0:06.71)	0:46.26 [7] (0:11.14)	0:35.12 [7] (0:11.49)	0:23.63 [7] (0:11.70)	0:11.93 [6] (0:11.93)
Average Speed [km/h]	37.6	64.9	62.7	61.3	60.4
Top Speed [km/h]	61.6	65.9	64.5	62.4	61.0
Avg. Dist. to Rail [m]	0.8	1.5	0.7	1.0	2.6
Avg. Stride Freq. [Hz]	2.2	2.5	2.4	2.3	2.3
Avg. Stride Length [m]	4.8	7.3	7.4	7.3	7.3



- [] Ranking at each section and finish
- .-.- No data available at this section
- NA No data available



Horse/Jockey Name	Train Of Thought
Final Rank	7
Fastest Section Time (Section)	0:06.76 (Overall)
Top Speed [km/h] (Section)	66.8 (800m)
Race State	Finished



Toowoomba QLD Professional

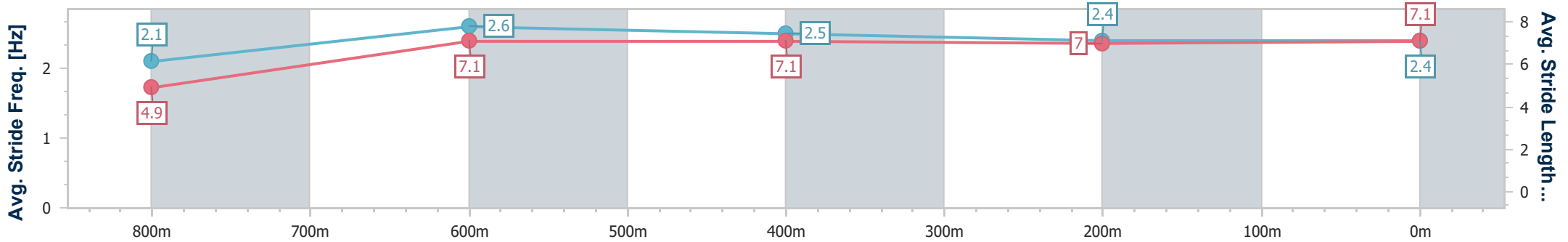
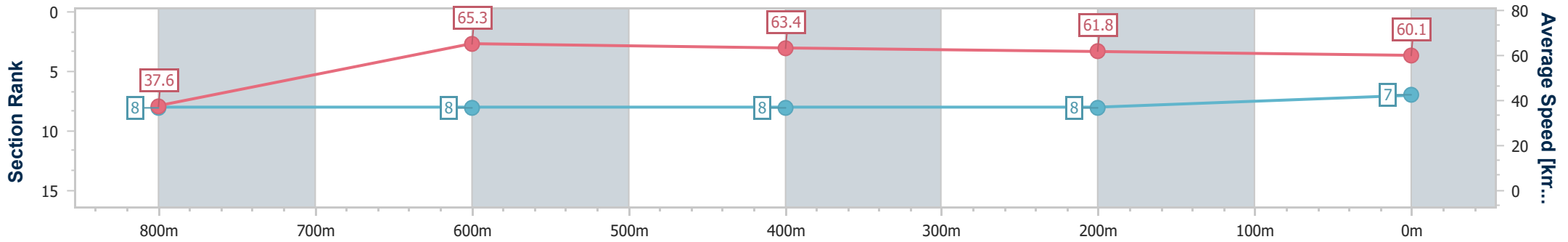
Race 7: MNP SECURITY Maiden Handicap - 870m

04 May 2024 - 20:48



Track Rating: Good 4, Weather: Fine , Rail Position: +2m Entire

Section	Overall	800m	600m	400m	200m
Section Times	0:53.16 [7] (0:06.76)	0:46.40 [8] (0:11.10)	0:35.30 [8] (0:11.52)	0:23.78 [8] (0:11.81)	0:11.97 [8] (0:11.97)
Average Speed [km/h]	37.6	65.3	63.4	61.8	60.1
Top Speed [km/h]	61.5	66.8	65.8	63.1	60.9
Avg. Dist. to Rail [m]	5.3	3.9	3.2	3.3	5.5
Avg. Stride Freq. [Hz]	2.1	2.6	2.5	2.4	2.4
Avg. Stride Length [m]	4.9	7.1	7.1	7.0	7.1



- [] Ranking at each section and finish
- .-.- No data available at this section
- NA No data available



Horse/Jockey Name	Winning Gaze
Final Rank	8
Fastest Section Time (Section)	0:06.56 (Overall)
Top Speed [km/h] (Section)	66.2 (800m)
Race State	Finished



Toowoomba QLD Professional

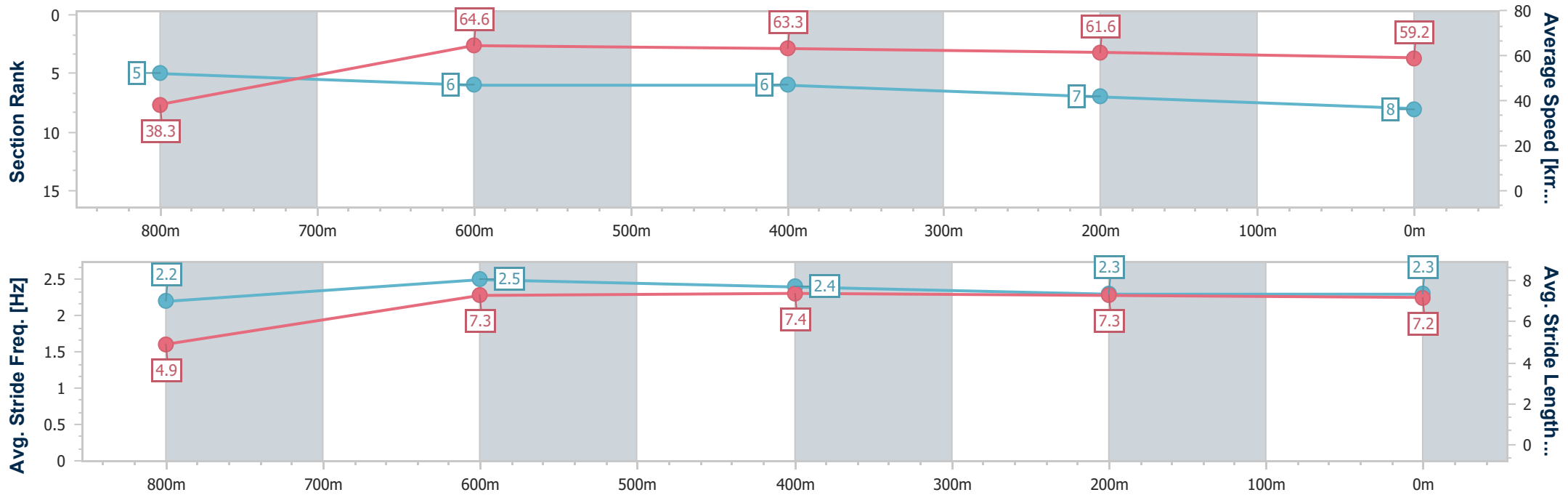
Race 7: MNP SECURITY Maiden Handicap - 870m

04 May 2024 - 20:48



Track Rating: Good 4, Weather: Fine , Rail Position: +2m Entire

Section	Overall	800m	600m	400m	200m
Section Times	0:53.17 [8] (0:06.56)	0:46.61 [5] (0:11.28)	0:35.33 [6] (0:11.45)	0:23.88 [6] (0:11.76)	0:12.12 [7] (0:12.12)
Average Speed [km/h]	38.3	64.6	63.3	61.6	59.2
Top Speed [km/h]	61.0	66.2	65.8	62.2	60.2
Avg. Dist. to Rail [m]	5.9	5.3	1.6	1.1	3.4
Avg. Stride Freq. [Hz]	2.2	2.5	2.4	2.3	2.3
Avg. Stride Length [m]	4.9	7.3	7.4	7.3	7.2



- [] Ranking at each section and finish
- .-.- No data available at this section
- NA No data available



Horse/Jockey Name	Gotta Have Fun
Final Rank	9
Fastest Section Time (Section)	0:06.98 (Overall)
Top Speed [km/h] (Section)	65.2 (600m)
Race State	Finished



Toowoomba QLD Professional

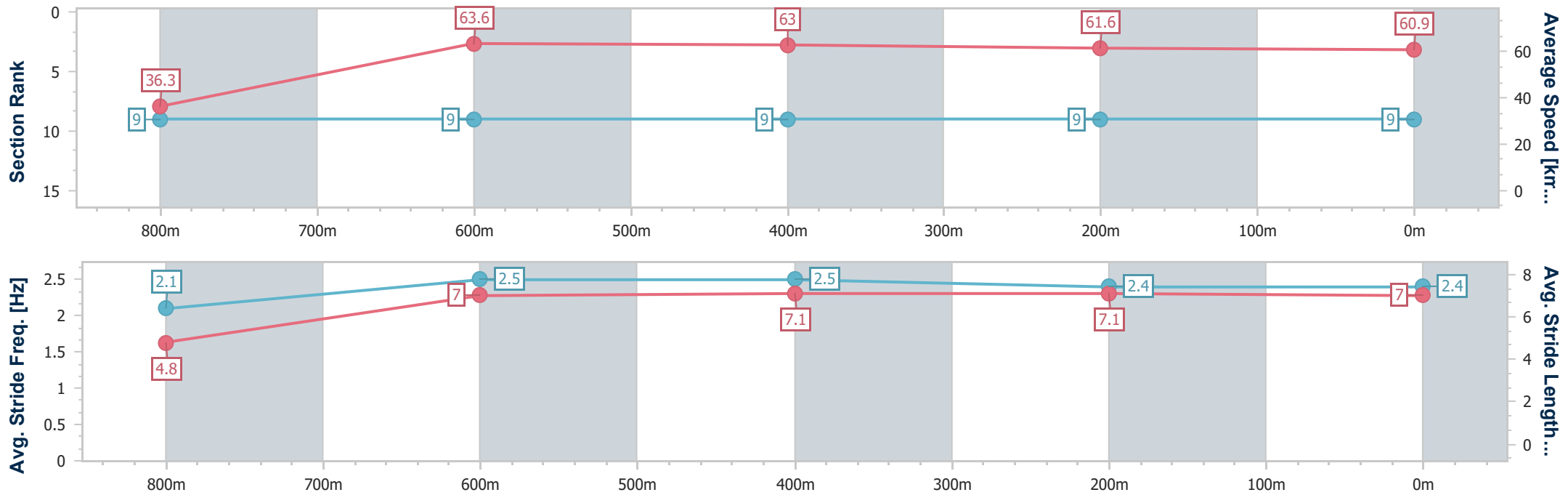
Race 7: MNP SECURITY Maiden Handicap - 870m

04 May 2024 - 20:48



Track Rating: Good 4, Weather: Fine , Rail Position: +2m Entire

Section	Overall	800m	600m	400m	200m
Section Times	0:53.20 [9] (0:06.98)	0:46.22 [9] (0:11.36)	0:34.86 [9] (0:11.36)	0:23.50 [9] (0:11.67)	0:11.83 [9] (0:11.83)
Average Speed [km/h]	36.3	63.6	63.0	61.6	60.9
Top Speed [km/h]	59.0	64.9	65.2	62.7	62.2
Avg. Dist. to Rail [m]	2.2	1.5	0.8	1.2	0.3
Avg. Stride Freq. [Hz]	2.1	2.5	2.5	2.4	2.4
Avg. Stride Length [m]	4.8	7.0	7.1	7.1	7.0



- [] Ranking at each section and finish
- .-.- No data available at this section
- NA No data available