



# Eagle Farm QLD Professional

## Race 9: SKY RACING QUEENSLAND GUINEAS - 1600m

04 May 2024 - 16:14



BRISBANE  
RACING CLUB

Track Rating: Soft 5, Weather: Overcast, Rail Position: +7m Entire

Section		Field Times												
Overall	1400m	1200m	1000m	800m	600m	400m	Last 600m							
1:35.50 (0:13.32)	1:22.18 (0:11.27)	1:10.91 (0:11.63)	0:59.28 (0:12.21)	0:47.07 (0:12.03)	0:35.04 (0:11.45)	0:23.59 (0:11.47)	0:35.04							
Rank	TAB	Horse/Jockey	Barrier	Top Speed [km/h]	Fastest Section								Distance Travelled [m]	
1	1	KINTYRE Cejay Graham	3	67.8 1400m	0:11.17 1400m	1:35.50 [1] (0:13.56)	1:21.94 [4] (0:11.17)	1:10.77 [3] (0:11.85)	0:58.92 [3] (0:12.08)	0:46.84 [3] (0:12.00)	0:34.84 [3] (0:11.47)	0:23.37 [2] (0:11.25)	0:34.84	
2	6	RAZORS Robbie Dolan	13	65.8 1400m	0:11.25 400m	1:35.55 [2] (0:13.60)	1:21.95 [5] (0:11.26)	1:10.69 [4] (0:11.62)	0:59.07 [2] (0:12.17)	0:46.90 [2] (0:11.99)	0:34.91 [2] (0:11.50)	0:23.41 [3] (0:11.25)	0:34.91	+4
3	11	PRESS LINK Michael Rodd	8	67.1 1400m	0:11.19 1400m	1:35.72 [3] (0:13.46)	1:22.26 [2] (0:11.19)	1:11.07 [2] (0:11.96)	0:59.11 [4] (0:12.11)	0:47.00 [4] (0:11.97)	0:35.03 [4] (0:11.53)	0:23.50 [4] (0:11.41)	0:35.03	+4
4	17	CHICA MOJITO Jake Bayliss	1	66.7 400m	0:11.03 400m	1:35.84 [4] (0:13.79)	1:22.05 [9] (0:11.38)	1:10.67 [8] (0:11.99)	0:58.68 [11] (0:12.23)	0:46.45 [11] (0:11.94)	0:34.51 [9] (0:11.36)	0:23.15 [9] (0:11.03)	0:34.51	-1
5	16	EASY DUN John Allen	18	66.9 600m	0:10.95 400m	1:36.01 [5] (0:14.27)	1:21.74 [15] (0:11.38)	1:10.36 [16] (0:12.06)	0:58.30 [16] (0:12.25)	0:46.05 [16] (0:12.00)	0:34.05 [16] (0:11.24)	0:22.81 [16] (0:10.95)	0:34.05	+7
6	5	CAFE MILLENIUM Martin Harley	17	66.3 1400m	0:11.13 400m	1:36.02 [6] (0:14.30)	1:21.72 [16] (0:11.26)	1:10.46 [13] (0:11.91)	0:58.55 [13] (0:12.21)	0:46.34 [13] (0:11.88)	0:34.46 [13] (0:11.25)	0:23.21 [11] (0:11.13)	0:34.46	-1
7	8	PORT LOCKROY Adam Hyeronimus	19	66.7 600m	0:11.08 400m	1:36.05 [7] (0:14.02)	1:22.03 [13] (0:11.62)	1:10.41 [15] (0:11.87)	0:58.54 [15] (0:12.31)	0:46.23 [15] (0:12.01)	0:34.22 [15] (0:11.31)	0:22.91 [15] (0:11.08)	0:34.22	+8
8	12	FELIX THE SCAT Kyle Wilson-Taylor	10	65.9 600m	0:11.20 400m	1:36.14 [8] (0:14.01)	1:22.13 [12] (0:11.38)	1:10.75 [12] (0:11.84)	0:58.91 [12] (0:12.33)	0:46.58 [12] (0:11.92)	0:34.66 [12] (0:11.38)	0:23.28 [12] (0:11.20)	0:34.66	+6
9	2	DUCASSE Tommy Berry	16	65.5 600m	0:11.39 400m	1:36.26 [9] (0:13.91)	1:22.35 [11] (0:11.44)	1:10.91 [11] (0:11.48)	0:59.43 [6] (0:12.21)	0:47.22 [5] (0:11.97)	0:35.25 [5] (0:11.53)	0:23.72 [7] (0:11.39)	0:35.25	+6
10	13	CAPTAIN FENKEL Vlad Duric	9	66.5 Overall	0:11.27 1400m	1:36.31 [10] (0:13.32)	1:22.99 [1] (0:11.27)	1:11.72 [1] (0:11.63)	1:00.09 [1] (0:12.21)	0:47.88 [1] (0:12.03)	0:35.85 [1] (0:11.45)	0:24.40 [1] (0:11.62)	0:35.85	+2

Scratched: Purveyor (#15), Hiyaam Proud (#19), Robrick (#3)

Report Created: Fri 10 May 2024 19:00 GMT+10 (Note: Timing is based on position data)

Page 1/20

[ ] Ranking at each section and finish  
 -:-:- No data available at this section  
 NA No data available

SCN Saddle cloth number  
 DNF Did not finish  
 DNT Did not track

data processed by TRIPLES DATA



# Eagle Farm QLD Professional

## Race 9: SKY RACING QUEENSLAND GUINEAS - 1600m

04 May 2024 - 16:14



BRISBANE  
RACING CLUB

Track Rating: Soft 5, Weather: Overcast, Rail Position: +7m Entire

Section		Overall	1400m	1200m	1000m	800m	600m	400m	Last 600m				
Field Times		1:35.50 (0:13.32)	1:22.18 (0:11.27)	1:10.91 (0:11.63)	0:59.28 (0:12.21)	0:47.07 (0:12.03)	0:35.04 (0:11.45)	0:23.59 (0:11.47)	0:35.04				
Rank	TAB Horse/Jockey	Barrier	Top Speed [km/h]	Fastest Section	Distance Travelled [m]								
11	14 CARACAS Jim Byrne	4	67.1 Overall	0:11.31 400m	1:36.36 [11] (0:13.79)	1:22.57 [8] (0:11.42)	1:11.15 [9] (0:11.85)	0:59.30 [10] (0:12.33)	0:46.97 [10] (0:11.98)	0:34.99 [11] (0:11.51)	0:23.48 [13] (0:11.31)	0:34.99	+6
12	18 MISTERKIPCHOGE Ryan Maloney	5	65.2 1400m	0:11.32 400m	1:36.37 [12] (0:13.63)	1:22.74 [6] (0:11.38)	1:11.36 [6] (0:11.90)	0:59.46 [7] (0:12.25)	0:47.21 [7] (0:11.90)	0:35.31 [6] (0:11.45)	0:23.86 [6] (0:11.32)	0:35.31	-1
13	4 ENCODER Damien Thornton	12	66.4 600m	0:11.20 400m	1:36.38 [13] (0:14.12)	1:22.26 [14] (0:11.49)	1:10.77 [14] (0:11.87)	0:58.90 [14] (0:12.20)	0:46.70 [14] (0:12.00)	0:34.70 [14] (0:11.31)	0:23.39 [14] (0:11.20)	0:34.70	+6
14	10 KIRIKAN Mark Du Plessis	6	66.3 1400m	0:11.32 1400m	1:36.45 [14] (0:13.54)	1:22.91 [3] (0:11.32)	1:11.59 [4] (0:11.96)	0:59.63 [5] (0:12.29)	0:47.34 [6] (0:12.00)	0:35.34 [7] (0:11.39)	0:23.95 [5] (0:11.40)	0:35.34	+6
15	9 TRANSATLANTIC James Orman	14	66.4 600m	0:11.38 400m	1:36.65 [15] (0:13.86)	1:22.79 [10] (0:11.41)	1:11.38 [10] (0:11.69)	0:59.69 [8] (0:12.37)	0:47.32 [9] (0:12.01)	0:35.31 [10] (0:11.42)	0:23.89 [10] (0:11.38)	0:35.31	+13
16	7 IN EVIDENCE Nikita Beriman	7	66.5 Overall	0:11.41 1400m	1:36.80 [16] (0:13.73)	1:23.07 [7] (0:11.41)	1:11.66 [7] (0:11.85)	0:59.81 [9] (0:12.27)	0:47.54 [8] (0:11.95)	0:35.59 [8] (0:11.46)	0:24.13 [8] (0:11.55)	0:35.59	+3

Scratched: Purveyor (#15), Hiyaam Proud (#19), Robrick (#3)



# Eagle Farm QLD Professional

## Race 9: SKY RACING QUEENSLAND GUINEAS - 1600m

04 May 2024 - 16:14



BRISBANE  
RACING CLUB

Track Rating: Soft 5, Weather: Overcast, Rail Position: +7m Entire

Section				200m				Last 600m	
Field Times				0:12.12 (0:12.12)				0:35.04	
Rank	TAB	Horse/Jockey	Barrier	Top Speed [km/h]	Fastest Section	Margin			Distance Travelled [m]
1	1	<b>KINTYRE</b> Cejay Graham	3	67.8 1400m	0:11.17 1400m	0:12.12 [1] (0:12.12)	1:35.50		0:34.84
2	6	<b>RAZORS</b> Robbie Dolan	13	65.8 1400m	0:11.25 400m	0:12.16 [2] (0:12.16)	0.32L		0:34.91 +4
3	11	<b>PRESS LINK</b> Michael Rodd	8	67.1 1400m	0:11.19 1400m	0:12.09 [4] (0:12.09)	1.3L		0:35.03 +4
4	17	<b>CHICA MOJITO</b> Jake Bayliss	1	66.7 400m	0:11.03 400m	0:12.12 [5] (0:12.12)	1.98L		0:34.51 -1
5	16	<b>EASY DUN</b> John Allen	18	66.9 600m	0:10.95 400m	0:11.86 [12] (0:11.86)	2.98L		0:34.05 +7
6	5	<b>CAFE MILLENIUM</b> Martin Harley	17	66.3 1400m	0:11.13 400m	0:12.08 [9] (0:12.08)	3.03L		0:34.46 -1
7	8	<b>PORT LOCKROY</b> Adam Hyeronimus	19	66.7 600m	0:11.08 400m	0:11.83 [15] (0:11.83)	3.23L		0:34.22 +8
8	12	<b>FELIX THE SCAT</b> Kyle Wilson-Taylor	10	65.9 600m	0:11.20 400m	0:12.08 [10] (0:12.08)	3.76L		0:34.66 +6
9	2	<b>DUCASSE</b> Tommy Berry	16	65.5 600m	0:11.39 400m	0:12.33 [8] (0:12.33)	4.44L		0:35.25 +6
10	13	<b>CAPTAIN FENKEL</b> Vlad Duric	9	66.5 Overall	0:11.27 1400m	0:12.78 [3] (0:12.78)	4.75L		0:35.85 +2

Scratched: Purveyor (#15), Hiyaam Proud (#19), Robrick (#3)

[ ] Ranking at each section and finish  
-:--:- No data available at this section  
NA No data available

SCN Saddle cloth number  
DNF Did not finish  
DNT Did not track



**Eagle Farm QLD Professional**  
**Race 9: SKY RACING QUEENSLAND GUINEAS - 1600m**  
**04 May 2024 - 16:14**



Track Rating: Soft 5, Weather: Overcast, Rail Position: +7m Entire

Section				200m				Last 600m	
Field Times				0:12.12 (0:12.12)				0:35.04	
Rank	TAB Horse/Jockey	Barrier	Top Speed [km/h]	Fastest Section	Margin				Distance Travelled [m]
11	14 <b>CARACAS</b> Jim Byrne	4	67.1 Overall	0:11.31 400m	0:12.17 [13] (0:12.17)	5.05L		0:34.99	+6
12	18 <b>MISTERKIPCHOGE</b> Ryan Maloney	5	65.2 1400m	0:11.32 400m	0:12.54 [6] (0:12.54)	5.09L		0:35.31	-1
13	4 <b>ENCODER</b> Damien Thornton	12	66.4 600m	0:11.20 400m	0:12.19 [14] (0:12.19)	5.19L		0:34.70	+6
14	10 <b>KIRIKAN</b> Mark Du Plessis	6	66.3 1400m	0:11.32 1400m	0:12.55 [7] (0:12.55)	5.57L		0:35.34	+6
15	9 <b>TRANSATLANTIC</b> James Orman	14	66.4 600m	0:11.38 400m	0:12.51 [11] (0:12.51)	6.78L		0:35.31	+13
16	7 <b>IN EVIDENCE</b> Nikita Beriman	7	66.5 Overall	0:11.41 1400m	0:12.58 [16] (0:12.58)	7.67L		0:35.59	+3

Scratched: Purveyor (#15), Hiyaam Proud (#19), Robrick (#3)



Horse/Jockey Name	Kintyre
Final Rank	1
Fastest Section Time (Section)	0:11.17 (1400m)
Top Speed [km/h] (Section)	67.8 (1400m)
Race State	Finished



### Eagle Farm QLD Professional

Race 9: SKY RACING QUEENSLAND GUINEAS - 1600m

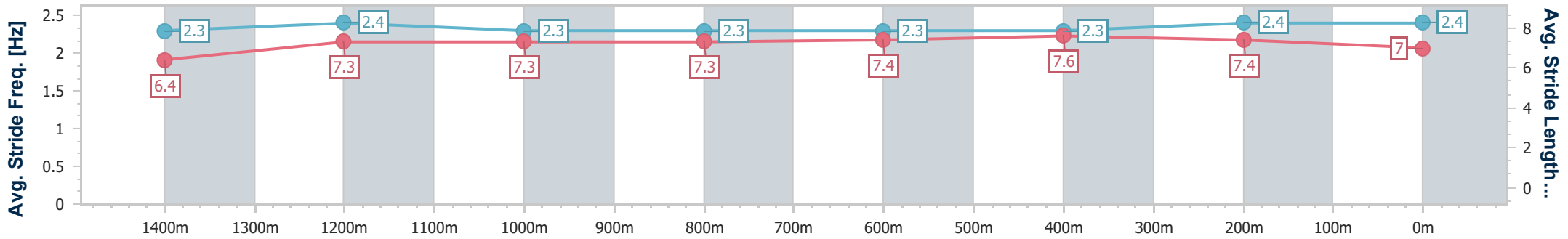
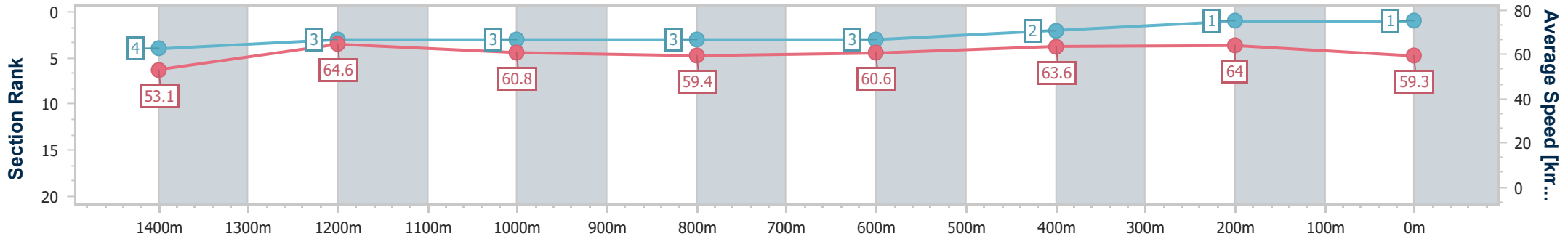
04 May 2024 - 16:14

Track Rating: Soft 5, Weather: Overcast, Rail Position: +7m Entire



BRISBANE RACING CLUB

Section	Overall	1400m	1200m	1000m	800m	600m	400m	200m
Section Times	1:35.50 [1] (0:13.56)	1:21.94 [4] (0:11.17)	1:10.77 [3] (0:11.85)	0:58.92 [3] (0:12.08)	0:46.84 [3] (0:12.00)	0:34.84 [3] (0:11.47)	0:23.37 [2] (0:11.25)	0:12.12 [1] (0:12.12)
Average Speed [km/h]	53.1	64.6	60.8	59.4	60.6	63.6	64.0	59.3
Top Speed [km/h]	67.7	67.8	63.0	60.5	61.6	65.3	65.3	61.9
Avg. Dist. to Rail [m]	1.8	0.8	0.6	0.5	2.1	2.4	3.6	1.7
Avg. Stride Freq. [Hz]	2.3	2.4	2.3	2.3	2.3	2.3	2.4	2.4
Avg. Stride Length [m]	6.4	7.3	7.3	7.3	7.4	7.6	7.4	7.0



- [ ] Ranking at each section and finish
- .-.- No data available at this section
- NA No data available



Horse/Jockey Name	Razors
Final Rank	2
Fastest Section Time (Section)	0:11.25 (400m)
Top Speed [km/h] (Section)	65.8 (1400m)
Race State	Finished



### Eagle Farm QLD Professional

Race 9: SKY RACING QUEENSLAND GUINEAS - 1600m

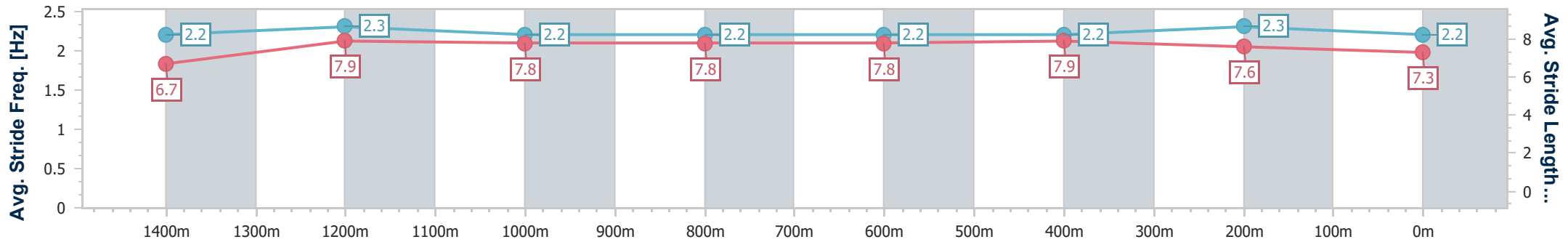
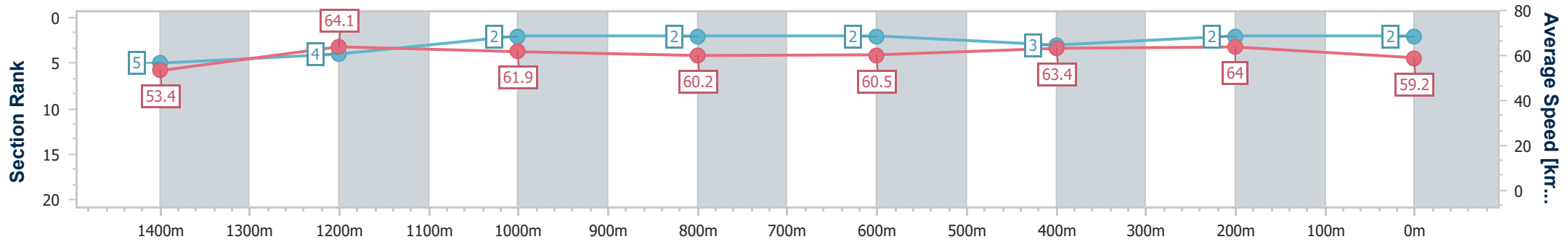
04 May 2024 - 16:14

Track Rating: Soft 5, Weather: Overcast, Rail Position: +7m Entire



BRISBANE RACING CLUB

Section	Overall	1400m	1200m	1000m	800m	600m	400m	200m
Section Times	1:35.55 [2] (0:13.60)	1:21.95 [5] (0:11.26)	1:10.69 [4] (0:11.62)	0:59.07 [2] (0:12.17)	0:46.90 [2] (0:11.99)	0:34.91 [2] (0:11.50)	0:23.41 [3] (0:11.25)	0:12.16 [2] (0:12.16)
Average Speed [km/h]	53.4	64.1	61.9	60.2	60.5	63.4	64.0	59.2
Top Speed [km/h]	65.4	65.8	63.5	60.5	62.0	65.2	65.5	62.0
Avg. Dist. to Rail [m]	8.8	5.2	3.9	2.7	2.1	2.1	4.2	2.9
Avg. Stride Freq. [Hz]	2.2	2.3	2.2	2.2	2.2	2.2	2.3	2.2
Avg. Stride Length [m]	6.7	7.9	7.8	7.8	7.8	7.9	7.6	7.3



- [ ] Ranking at each section and finish
- .-.- No data available at this section
- NA No data available



Horse/Jockey Name	Press Link
Final Rank	3
Fastest Section Time (Section)	0:11.19 (1400m)
Top Speed [km/h] (Section)	67.1 (1400m)
Race State	Finished



### Eagle Farm QLD Professional

Race 9: SKY RACING QUEENSLAND GUINEAS - 1600m

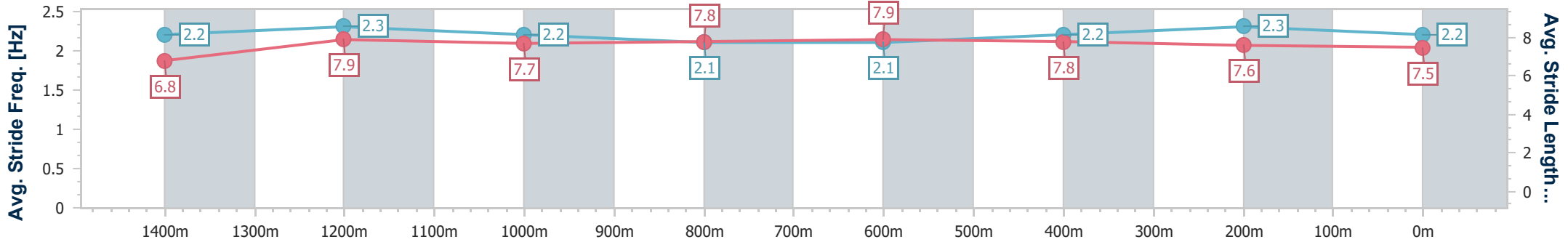
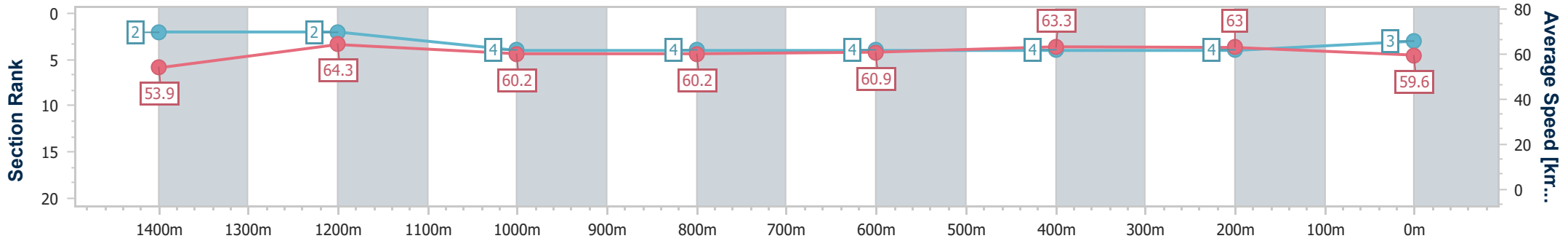
04 May 2024 - 16:14

Track Rating: Soft 5, Weather: Overcast, Rail Position: +7m Entire



BRISBANE RACING CLUB

Section	Overall	1400m	1200m	1000m	800m	600m	400m	200m
Section Times	1:35.72 [3] (0:13.46)	1:22.26 [2] (0:11.19)	1:11.07 [2] (0:11.96)	0:59.11 [4] (0:12.11)	0:47.00 [4] (0:11.97)	0:35.03 [4] (0:11.53)	0:23.50 [4] (0:11.41)	0:12.09 [4] (0:12.09)
Average Speed [km/h]	53.9	64.3	60.2	60.2	60.9	63.3	63.0	59.6
Top Speed [km/h]	66.4	67.1	61.2	60.8	62.3	65.4	65.5	61.6
Avg. Dist. to Rail [m]	5.2	2.8	2.3	2.1	2.5	2.4	6.3	7.4
Avg. Stride Freq. [Hz]	2.2	2.3	2.2	2.1	2.1	2.2	2.3	2.2
Avg. Stride Length [m]	6.8	7.9	7.7	7.8	7.9	7.8	7.6	7.5



- [ ] Ranking at each section and finish
- .-.- No data available at this section
- NA No data available



Horse/Jockey Name	Chica Mojito
Final Rank	4
Fastest Section Time (Section)	0:11.03 (400m)
Top Speed [km/h] (Section)	66.7 (400m)
Race State	Finished



Eagle Farm QLD Professional

Race 9: SKY RACING QUEENSLAND GUINEAS - 1600m

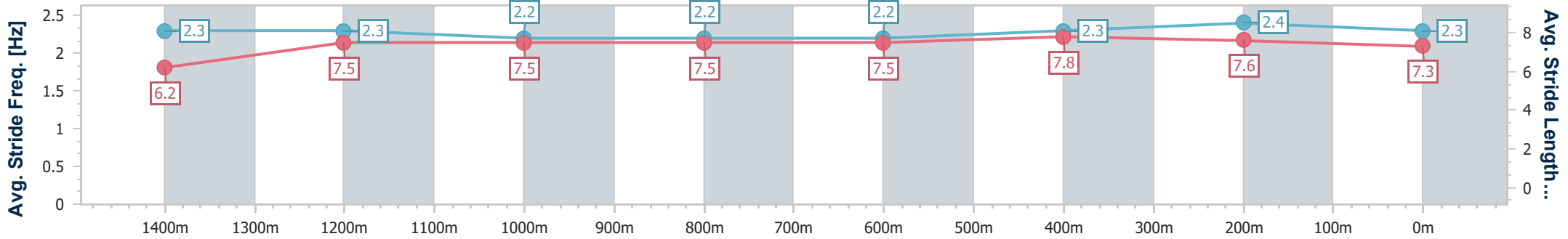
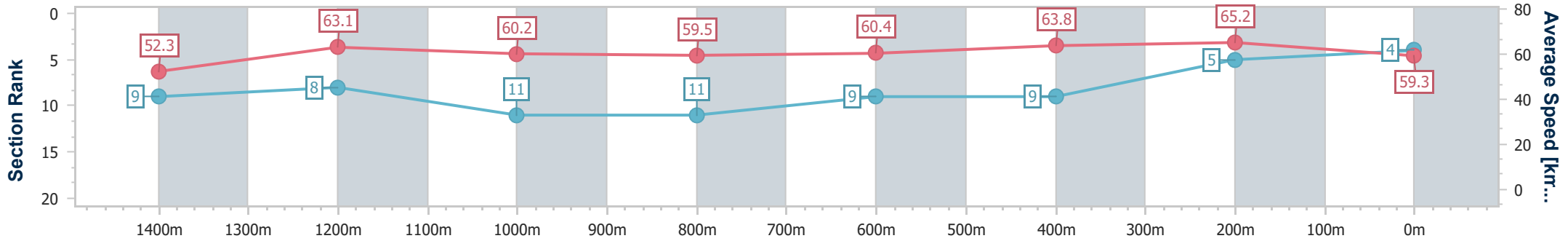
04 May 2024 - 16:14

Track Rating: Soft 5, Weather: Overcast, Rail Position: +7m Entire



BRISBANE RACING CLUB

Section	Overall	1400m	1200m	1000m	800m	600m	400m	200m
Section Times	1:35.84 [4] (0:13.79)	1:22.05 [9] (0:11.38)	1:10.67 [8] (0:11.99)	0:58.68 [11] (0:12.23)	0:46.45 [11] (0:11.94)	0:34.51 [9] (0:11.36)	0:23.15 [9] (0:11.03)	0:12.12 [5] (0:12.12)
Average Speed [km/h]	52.3	63.1	60.2	59.5	60.4	63.8	65.2	59.3
Top Speed [km/h]	66.6	66.6	60.9	60.1	61.9	65.4	66.7	62.0
Avg. Dist. to Rail [m]	0.8	1.0	1.6	1.6	1.4	0.5	1.8	0.2
Avg. Stride Freq. [Hz]	2.3	2.3	2.2	2.2	2.2	2.3	2.4	2.3
Avg. Stride Length [m]	6.2	7.5	7.5	7.5	7.5	7.8	7.6	7.3



- [ ] Ranking at each section and finish
- .-.- No data available at this section
- NA No data available





Horse/Jockey Name	Easy Dun
Final Rank	5
Fastest Section Time (Section)	0:10.95 (400m)
Top Speed [km/h] (Section)	66.9 (600m)
Race State	Finished



Eagle Farm QLD Professional

Race 9: SKY RACING QUEENSLAND GUINEAS - 1600m

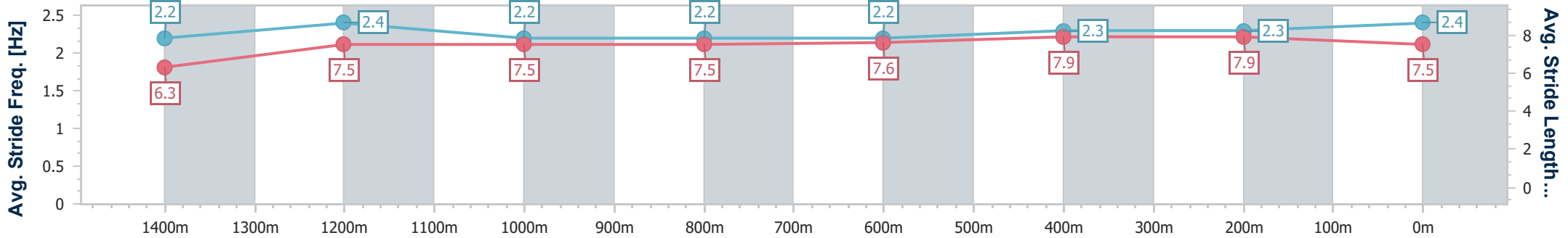
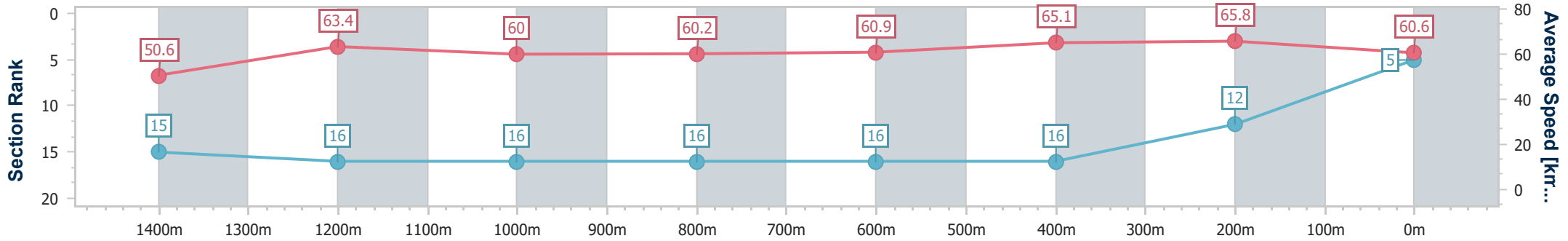
04 May 2024 - 16:14

Track Rating: Soft 5, Weather: Overcast, Rail Position: +7m Entire



BRISBANE RACING CLUB

Section	Overall	1400m	1200m	1000m	800m	600m	400m	200m
Section Times	1:36.01 [5] (0:14.27)	1:21.74 [15] (0:11.38)	1:10.36 [16] (0:12.06)	0:58.30 [16] (0:12.25)	0:46.05 [16] (0:12.00)	0:34.05 [16] (0:11.24)	0:22.81 [16] (0:10.95)	0:11.86 [12] (0:11.86)
Average Speed [km/h]	50.6	63.4	60.0	60.2	60.9	65.1	65.8	60.6
Top Speed [km/h]	65.6	66.4	62.1	62.8	64.2	66.9	66.6	65.1
Avg. Dist. to Rail [m]	8.4	4.0	3.8	4.5	3.8	2.5	3.8	4.9
Avg. Stride Freq. [Hz]	2.2	2.4	2.2	2.2	2.2	2.3	2.3	2.4
Avg. Stride Length [m]	6.3	7.5	7.5	7.5	7.6	7.9	7.9	7.5



- [ ] Ranking at each section and finish
- .-.- No data available at this section
- NA No data available



Horse/Jockey Name	Cafe Millenium
Final Rank	6
Fastest Section Time (Section)	0:11.13 (400m)
Top Speed [km/h] (Section)	66.3 (1400m)
Race State	Finished



### Eagle Farm QLD Professional

Race 9: SKY RACING QUEENSLAND GUINEAS - 1600m

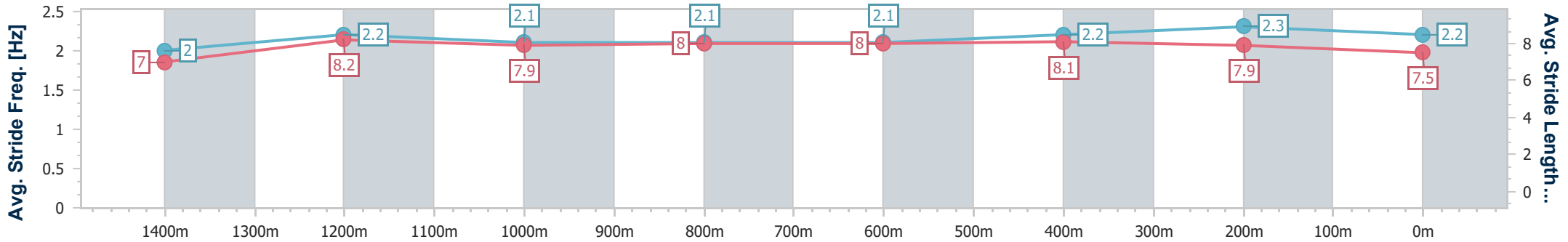
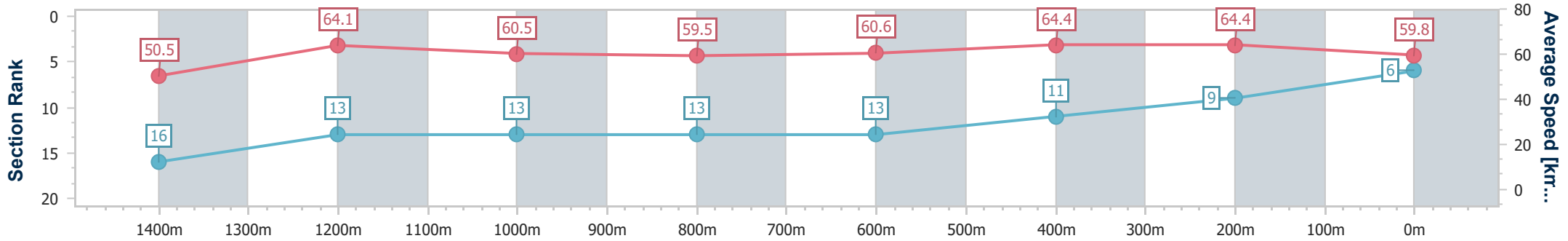
04 May 2024 - 16:14

Track Rating: Soft 5, Weather: Overcast, Rail Position: +7m Entire



BRISBANE RACING CLUB

Section	Overall	1400m	1200m	1000m	800m	600m	400m	200m
Section Times	1:36.02 [6] (0:14.30)	1:21.72 [16] (0:11.26)	1:10.46 [13] (0:11.91)	0:58.55 [13] (0:12.21)	0:46.34 [13] (0:11.88)	0:34.46 [13] (0:11.25)	0:23.21 [11] (0:11.13)	0:12.08 [9] (0:12.08)
Average Speed [km/h]	50.5	64.1	60.5	59.5	60.6	64.4	64.4	59.8
Top Speed [km/h]	65.8	66.3	62.9	60.2	62.6	66.0	65.5	61.8
Avg. Dist. to Rail [m]	6.6	1.6	1.7	1.5	0.4	1.1	4.0	5.5
Avg. Stride Freq. [Hz]	2.0	2.2	2.1	2.1	2.1	2.2	2.3	2.2
Avg. Stride Length [m]	7.0	8.2	7.9	8.0	8.0	8.1	7.9	7.5



- [ ] Ranking at each section and finish
- .-.- No data available at this section
- NA No data available



Horse/Jockey Name	Port Lockroy
Final Rank	7
Fastest Section Time (Section)	0:11.08 (400m)
Top Speed [km/h] (Section)	66.7 (600m)
Race State	Finished



Eagle Farm QLD Professional

Race 9: SKY RACING QUEENSLAND GUINEAS - 1600m

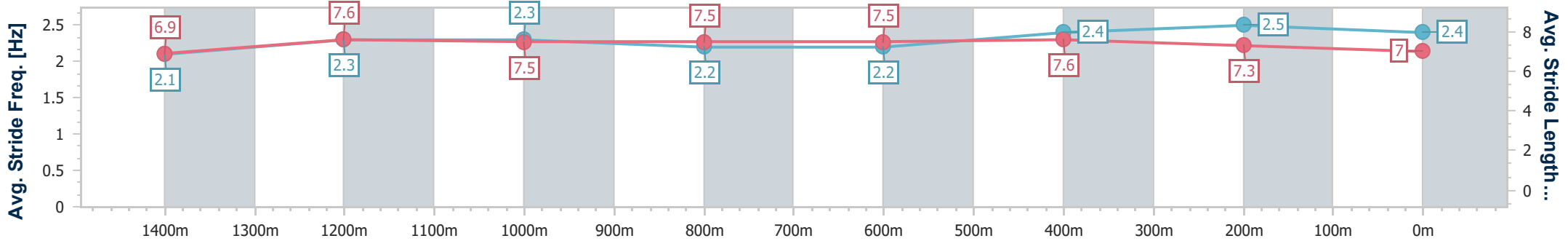
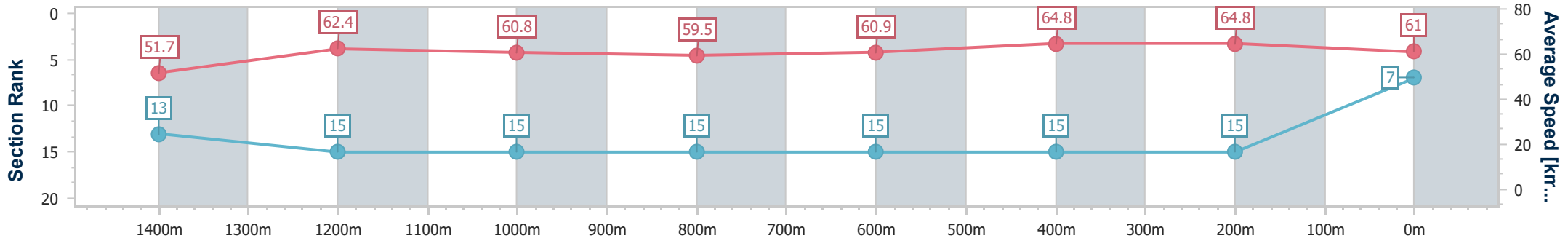
04 May 2024 - 16:14

Track Rating: Soft 5, Weather: Overcast, Rail Position: +7m Entire



BRISBANE RACING CLUB

Section	Overall	1400m	1200m	1000m	800m	600m	400m	200m
Section Times	1:36.05 [7] (0:14.02)	1:22.03 [13] (0:11.62)	1:10.41 [15] (0:11.87)	0:58.54 [15] (0:12.31)	0:46.23 [15] (0:12.01)	0:34.22 [15] (0:11.31)	0:22.91 [15] (0:11.08)	0:11.83 [15] (0:11.83)
Average Speed [km/h]	51.7	62.4	60.8	59.5	60.9	64.8	64.8	61.0
Top Speed [km/h]	64.2	63.1	63.4	60.6	64.1	66.7	66.3	65.1
Avg. Dist. to Rail [m]	12.3	5.9	4.2	3.6	3.0	4.1	11.7	11.1
Avg. Stride Freq. [Hz]	2.1	2.3	2.3	2.2	2.2	2.4	2.5	2.4
Avg. Stride Length [m]	6.9	7.6	7.5	7.5	7.5	7.6	7.3	7.0



- [ ] Ranking at each section and finish
- .-.- No data available at this section
- NA No data available



Horse/Jockey Name	Felix The Scat
Final Rank	8
Fastest Section Time (Section)	0:11.20 (400m)
Top Speed [km/h] (Section)	65.9 (600m)
Race State	Finished



### Eagle Farm QLD Professional

Race 9: SKY RACING QUEENSLAND GUINEAS - 1600m

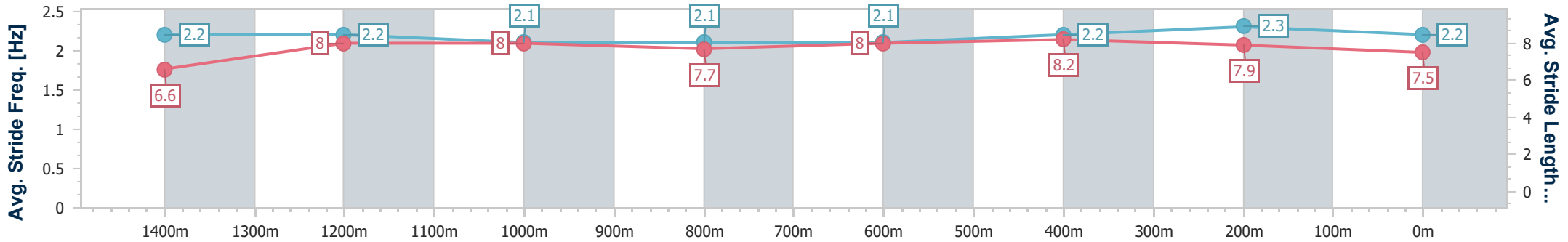
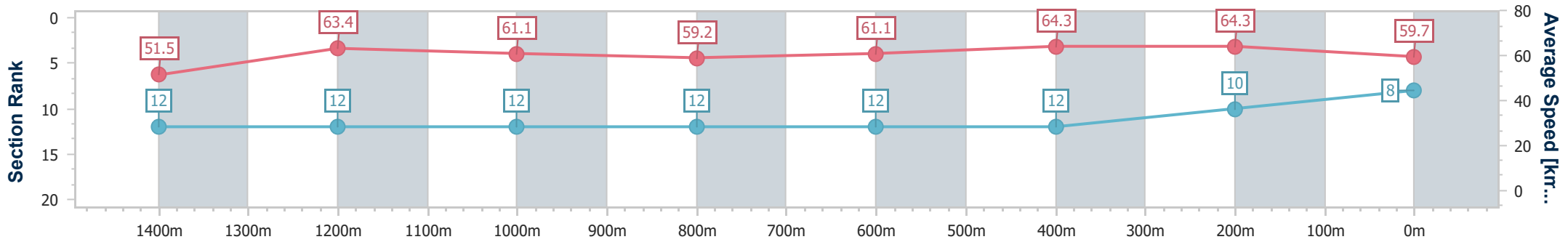
04 May 2024 - 16:14

Track Rating: Soft 5, Weather: Overcast, Rail Position: +7m Entire



BRISBANE RACING CLUB

Section	Overall	1400m	1200m	1000m	800m	600m	400m	200m
Section Times	1:36.14 [8] (0:14.01)	1:22.13 [12] (0:11.38)	1:10.75 [12] (0:11.84)	0:58.91 [12] (0:12.33)	0:46.58 [12] (0:11.92)	0:34.66 [12] (0:11.38)	0:23.28 [12] (0:11.20)	0:12.08 [10] (0:12.08)
Average Speed [km/h]	51.5	63.4	61.1	59.2	61.1	64.3	64.3	59.7
Top Speed [km/h]	64.3	64.4	62.6	60.1	63.1	65.9	65.8	62.5
Avg. Dist. to Rail [m]	4.8	2.9	3.2	3.4	2.3	3.6	9.8	9.7
Avg. Stride Freq. [Hz]	2.2	2.2	2.1	2.1	2.1	2.2	2.3	2.2
Avg. Stride Length [m]	6.6	8.0	8.0	7.7	8.0	8.2	7.9	7.5



- [ ] Ranking at each section and finish
- .-.-.- No data available at this section
- NA No data available



Horse/Jockey Name	Ducasse
Final Rank	9
Fastest Section Time (Section)	0:11.39 (400m)
Top Speed [km/h] (Section)	65.5 (600m)
Race State	Finished



Eagle Farm QLD Professional

Race 9: SKY RACING QUEENSLAND GUINEAS - 1600m

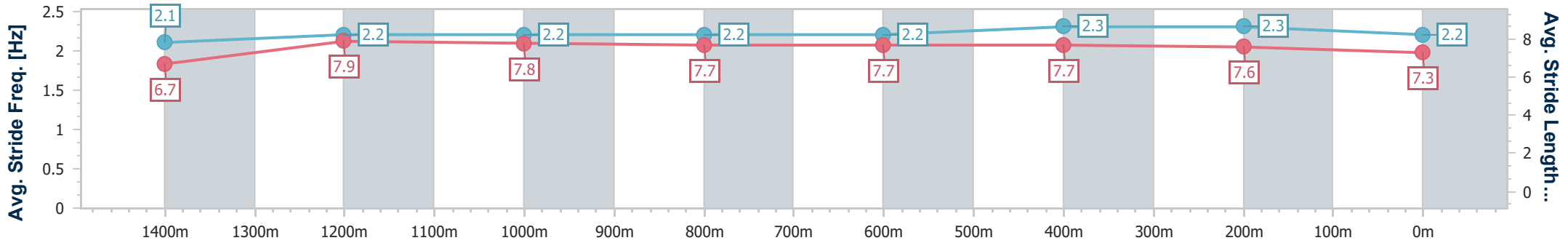
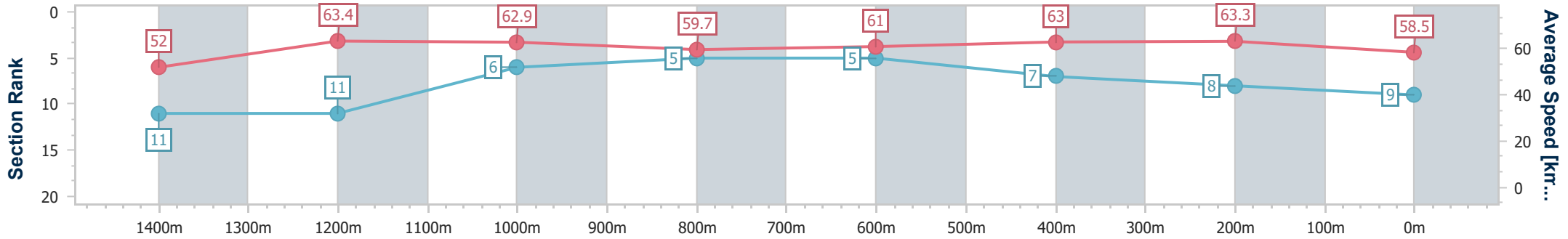
04 May 2024 - 16:14

Track Rating: Soft 5, Weather: Overcast, Rail Position: +7m Entire



BRISBANE RACING CLUB

Section	Overall	1400m	1200m	1000m	800m	600m	400m	200m
Section Times	1:36.26 [9] (0:13.91)	1:22.35 [11] (0:11.44)	1:10.91 [11] (0:11.48)	0:59.43 [6] (0:12.21)	0:47.22 [5] (0:11.97)	0:35.25 [5] (0:11.53)	0:23.72 [7] (0:11.39)	0:12.33 [8] (0:12.33)
Average Speed [km/h]	52.0	63.4	62.9	59.7	61.0	63.0	63.3	58.5
Top Speed [km/h]	64.4	64.2	64.2	60.8	62.4	65.5	65.2	61.3
Avg. Dist. to Rail [m]	10.6	6.2	4.7	2.9	2.5	2.4	8.3	8.1
Avg. Stride Freq. [Hz]	2.1	2.2	2.2	2.2	2.2	2.3	2.3	2.2
Avg. Stride Length [m]	6.7	7.9	7.8	7.7	7.7	7.7	7.6	7.3



- [ ] Ranking at each section and finish
- .-.- No data available at this section
- NA No data available



Horse/Jockey Name	Captain Fenkel
Final Rank	10
Fastest Section Time (Section)	0:11.27 (1400m)
Top Speed [km/h] (Section)	66.5 (Overall)
Race State	Finished



### Eagle Farm QLD Professional

Race 9: SKY RACING QUEENSLAND GUINEAS - 1600m

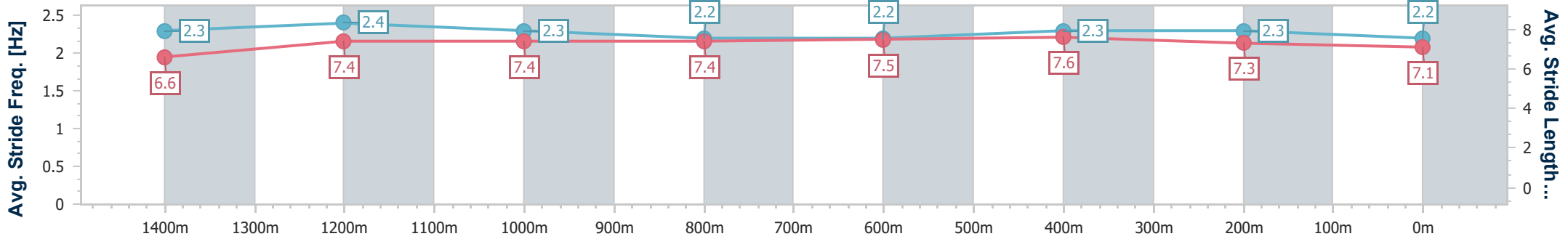
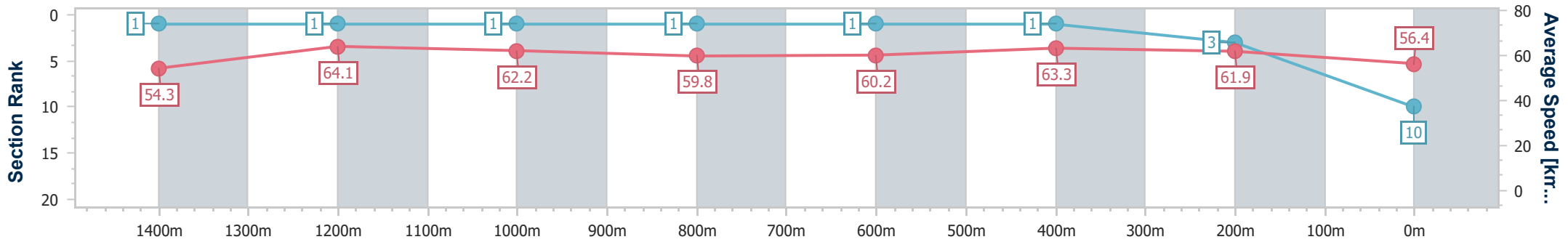
04 May 2024 - 16:14

Track Rating: Soft 5, Weather: Overcast, Rail Position: +7m Entire



BRISBANE RACING CLUB

Section	Overall	1400m	1200m	1000m	800m	600m	400m	200m
Section Times	1:36.31 [10] (0:13.32)	1:22.99 [1] (0:11.27)	1:11.72 [1] (0:11.63)	1:00.09 [1] (0:12.21)	0:47.88 [1] (0:12.03)	0:35.85 [1] (0:11.45)	0:24.40 [1] (0:11.62)	0:12.78 [3] (0:12.78)
Average Speed [km/h]	54.3	64.1	62.2	59.8	60.2	63.3	61.9	56.4
Top Speed [km/h]	66.5	66.0	64.4	60.4	61.2	64.5	64.1	59.6
Avg. Dist. to Rail [m]	6.2	4.2	3.4	2.6	1.9	1.0	3.9	4.0
Avg. Stride Freq. [Hz]	2.3	2.4	2.3	2.2	2.2	2.3	2.3	2.2
Avg. Stride Length [m]	6.6	7.4	7.4	7.4	7.5	7.6	7.3	7.1



- [ ] Ranking at each section and finish
- .-.- No data available at this section
- NA No data available



Horse/Jockey Name	Caracas
Final Rank	11
Fastest Section Time (Section)	0:11.31 (400m)
Top Speed [km/h] (Section)	67.1 (Overall)
Race State	Finished



Eagle Farm QLD Professional

Race 9: SKY RACING QUEENSLAND GUINEAS - 1600m

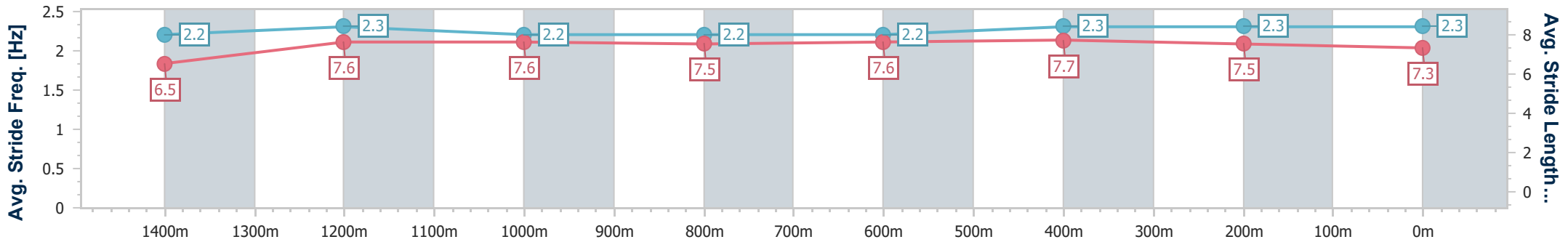
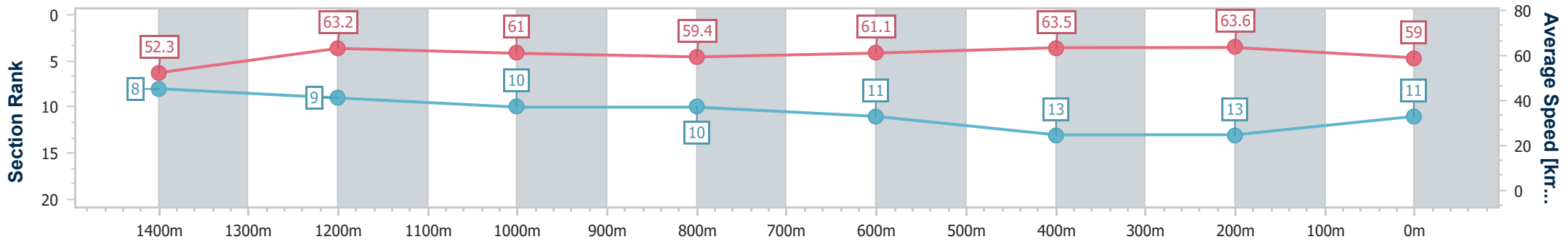
04 May 2024 - 16:14

Track Rating: Soft 5, Weather: Overcast, Rail Position: +7m Entire



BRISBANE RACING CLUB

Section	Overall	1400m	1200m	1000m	800m	600m	400m	200m
Section Times	1:36.36 [11] (0:13.79)	1:22.57 [8] (0:11.42)	1:11.15 [9] (0:11.85)	0:59.30 [10] (0:12.33)	0:46.97 [10] (0:11.98)	0:34.99 [11] (0:11.51)	0:23.48 [13] (0:11.31)	0:12.17 [13] (0:12.17)
Average Speed [km/h]	52.3	63.2	61.0	59.4	61.1	63.5	63.6	59.0
Top Speed [km/h]	67.1	66.6	62.2	61.2	62.1	65.4	65.4	62.1
Avg. Dist. to Rail [m]	2.3	3.2	3.3	3.8	3.2	3.0	6.1	3.5
Avg. Stride Freq. [Hz]	2.2	2.3	2.2	2.2	2.2	2.3	2.3	2.3
Avg. Stride Length [m]	6.5	7.6	7.6	7.5	7.6	7.7	7.5	7.3



- [ ] Ranking at each section and finish
- .-.- No data available at this section
- NA No data available



Horse/Jockey Name	Misterkipchoge
Final Rank	12
Fastest Section Time (Section)	0:11.32 (400m)
Top Speed [km/h] (Section)	65.2 (1400m)
Race State	Finished



Eagle Farm QLD Professional

Race 9: SKY RACING QUEENSLAND GUINEAS - 1600m

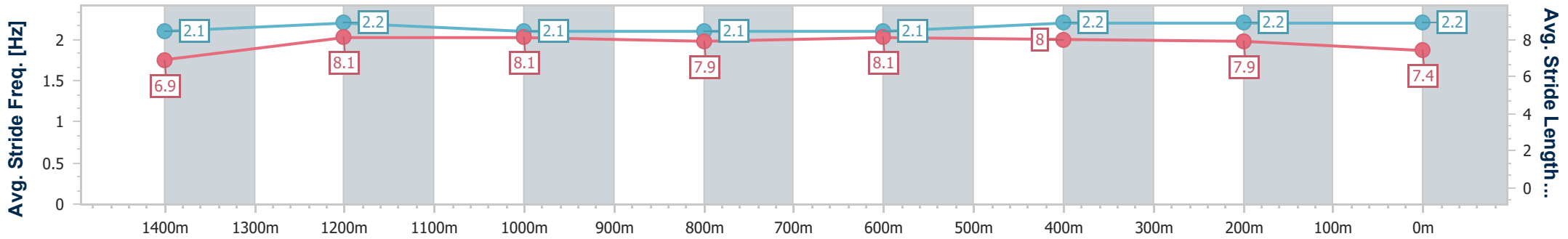
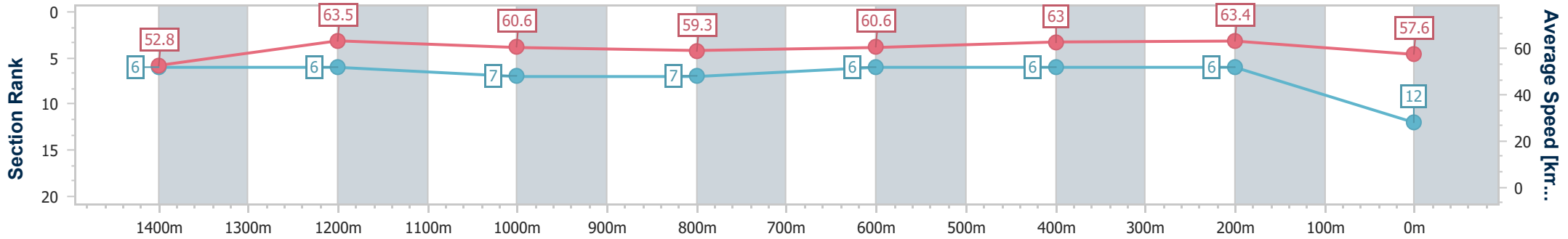
04 May 2024 - 16:14

Track Rating: Soft 5, Weather: Overcast, Rail Position: +7m Entire



BRISBANE RACING CLUB

Section	Overall	1400m	1200m	1000m	800m	600m	400m	200m
Section Times	1:36.37 [12] (0:13.63)	1:22.74 [6] (0:11.38)	1:11.36 [6] (0:11.90)	0:59.46 [7] (0:12.25)	0:47.21 [7] (0:11.90)	0:35.31 [6] (0:11.45)	0:23.86 [6] (0:11.32)	0:12.54 [6] (0:12.54)
Average Speed [km/h]	52.8	63.5	60.6	59.3	60.6	63.0	63.4	57.6
Top Speed [km/h]	64.6	65.2	61.9	60.0	61.8	64.6	64.6	60.6
Avg. Dist. to Rail [m]	2.6	1.8	2.1	1.7	0.6	0.4	3.3	4.5
Avg. Stride Freq. [Hz]	2.1	2.2	2.1	2.1	2.1	2.2	2.2	2.2
Avg. Stride Length [m]	6.9	8.1	8.1	7.9	8.1	8.0	7.9	7.4



- [ ] Ranking at each section and finish
- .-.- No data available at this section
- NA No data available





Horse/Jockey Name	Encoder
Final Rank	13
Fastest Section Time (Section)	0:11.20 (400m)
Top Speed [km/h] (Section)	66.4 (600m)
Race State	Finished



### Eagle Farm QLD Professional

Race 9: SKY RACING QUEENSLAND GUINEAS - 1600m

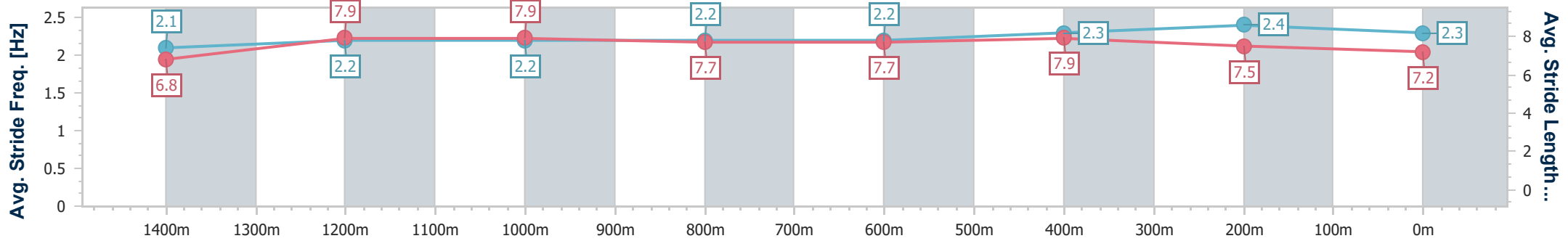
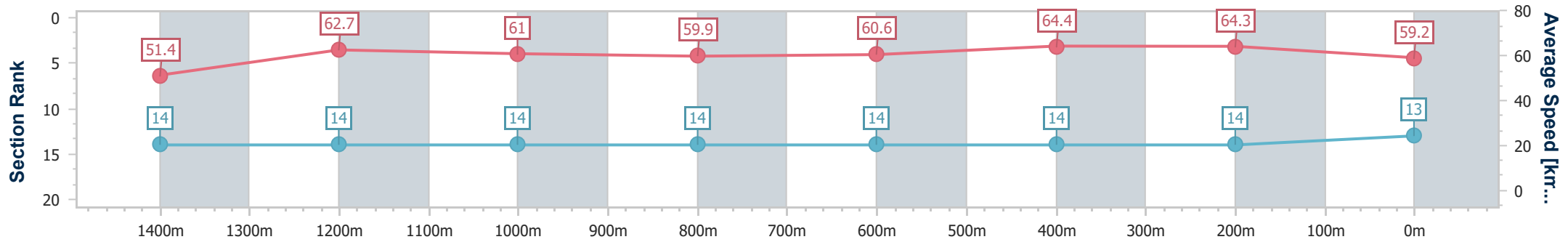
04 May 2024 - 16:14

Track Rating: Soft 5, Weather: Overcast, Rail Position: +7m Entire



BRISBANE RACING CLUB

Section	Overall	1400m	1200m	1000m	800m	600m	400m	200m
Section Times	1:36.38 [13] (0:14.12)	1:22.26 [14] (0:11.49)	1:10.77 [14] (0:11.87)	0:58.90 [14] (0:12.20)	0:46.70 [14] (0:12.00)	0:34.70 [14] (0:11.31)	0:23.39 [14] (0:11.20)	0:12.19 [14] (0:12.19)
Average Speed [km/h]	51.4	62.7	61.0	59.9	60.6	64.4	64.3	59.2
Top Speed [km/h]	65.7	65.7	61.9	61.1	63.6	66.4	66.0	61.0
Avg. Dist. to Rail [m]	7.0	4.0	3.7	3.1	2.4	2.5	9.5	10.9
Avg. Stride Freq. [Hz]	2.1	2.2	2.2	2.2	2.2	2.3	2.4	2.3
Avg. Stride Length [m]	6.8	7.9	7.9	7.7	7.7	7.9	7.5	7.2



- [ ] Ranking at each section and finish
- .-.- No data available at this section
- NA No data available



Horse/Jockey Name	Kirikan
Final Rank	14
Fastest Section Time (Section)	0:11.32 (1400m)
Top Speed [km/h] (Section)	66.3 (1400m)
Race State	Finished



Eagle Farm QLD Professional

Race 9: SKY RACING QUEENSLAND GUINEAS - 1600m

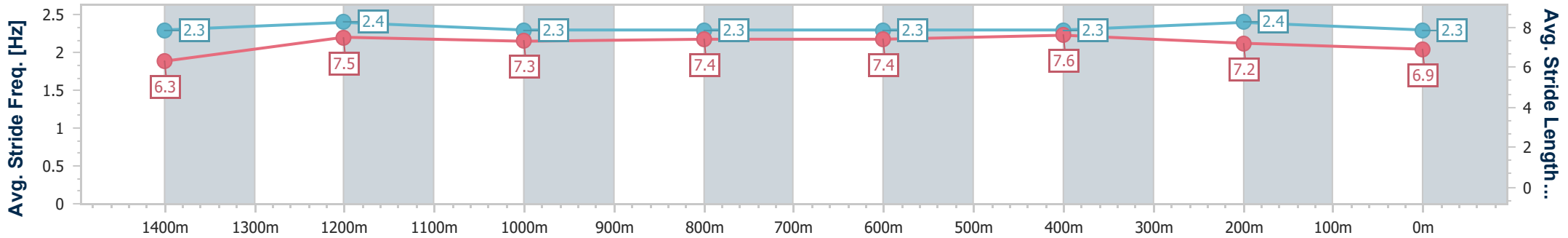
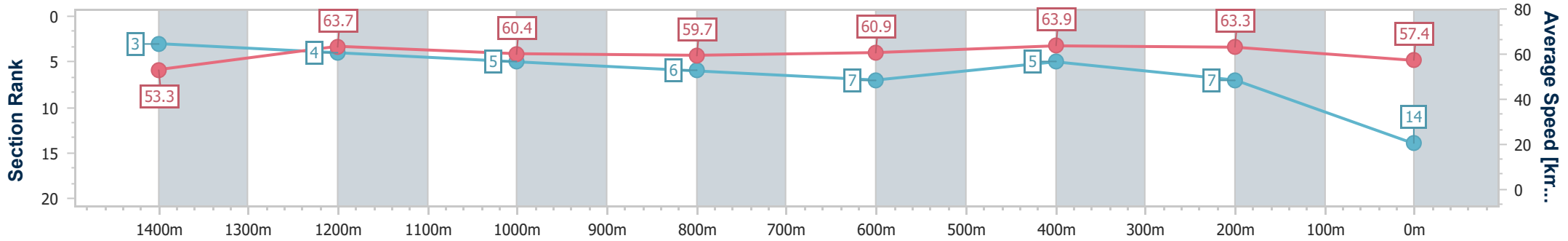
04 May 2024 - 16:14

Track Rating: Soft 5, Weather: Overcast, Rail Position: +7m Entire



BRISBANE RACING CLUB

Section	Overall	1400m	1200m	1000m	800m	600m	400m	200m
Section Times	1:36.45 [14] (0:13.54)	1:22.91 [3] (0:11.32)	1:11.59 [4] (0:11.96)	0:59.63 [5] (0:12.29)	0:47.34 [6] (0:12.00)	0:35.34 [7] (0:11.39)	0:23.95 [5] (0:11.40)	0:12.55 [7] (0:12.55)
Average Speed [km/h]	53.3	63.7	60.4	59.7	60.9	63.9	63.3	57.4
Top Speed [km/h]	66.3	66.3	61.6	61.0	63.3	65.8	65.0	60.9
Avg. Dist. to Rail [m]	3.8	3.5	3.9	3.9	3.3	2.1	7.0	7.8
Avg. Stride Freq. [Hz]	2.3	2.4	2.3	2.3	2.3	2.3	2.4	2.3
Avg. Stride Length [m]	6.3	7.5	7.3	7.4	7.4	7.6	7.2	6.9



- [ ] Ranking at each section and finish
- .-.- No data available at this section
- NA No data available



Horse/Jockey Name	Transatlantic
Final Rank	15
Fastest Section Time (Section)	0:11.38 (400m)
Top Speed [km/h] (Section)	66.4 (600m)
Race State	Finished



Eagle Farm QLD Professional

Race 9: SKY RACING QUEENSLAND GUINEAS - 1600m

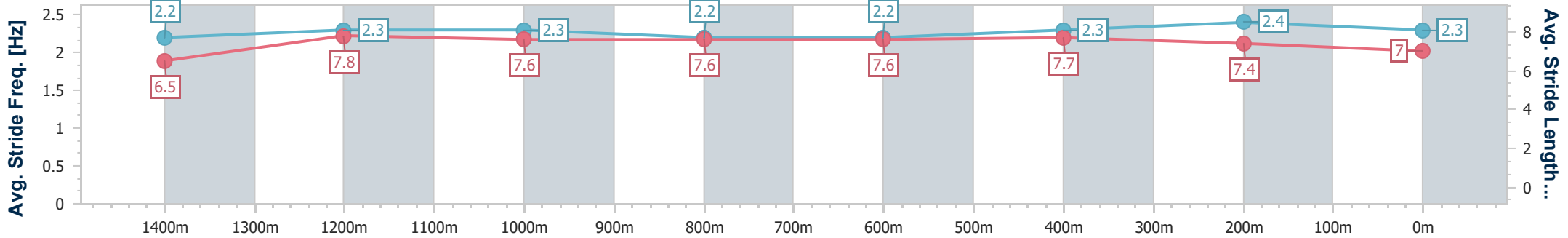
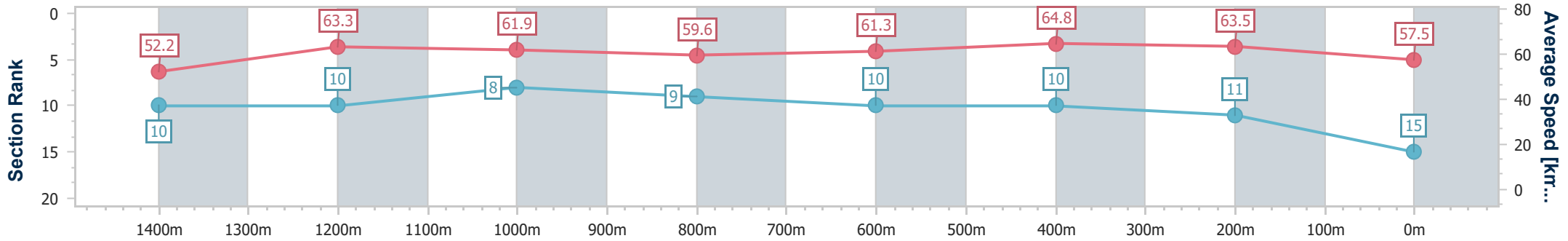
04 May 2024 - 16:14

Track Rating: Soft 5, Weather: Overcast, Rail Position: +7m Entire



BRISBANE RACING CLUB

Section	Overall	1400m	1200m	1000m	800m	600m	400m	200m
Section Times	1:36.65 [15] (0:13.86)	1:22.79 [10] (0:11.41)	1:11.38 [10] (0:11.69)	0:59.69 [8] (0:12.37)	0:47.32 [9] (0:12.01)	0:35.31 [10] (0:11.42)	0:23.89 [10] (0:11.38)	0:12.51 [11] (0:12.51)
Average Speed [km/h]	52.2	63.3	61.9	59.6	61.3	64.8	63.5	57.5
Top Speed [km/h]	65.9	65.5	63.7	61.3	63.7	66.4	65.6	60.8
Avg. Dist. to Rail [m]	8.9	4.6	4.3	5.1	5.1	5.7	8.5	8.4
Avg. Stride Freq. [Hz]	2.2	2.3	2.3	2.2	2.2	2.3	2.4	2.3
Avg. Stride Length [m]	6.5	7.8	7.6	7.6	7.6	7.7	7.4	7.0



- [ ] Ranking at each section and finish
- .-.- No data available at this section
- NA No data available



Horse/Jockey Name	In Evidence
Final Rank	16
Fastest Section Time (Section)	0:11.41 (1400m)
Top Speed [km/h] (Section)	66.5 (Overall)
Race State	Finished



Eagle Farm QLD Professional

Race 9: SKY RACING QUEENSLAND GUINEAS - 1600m

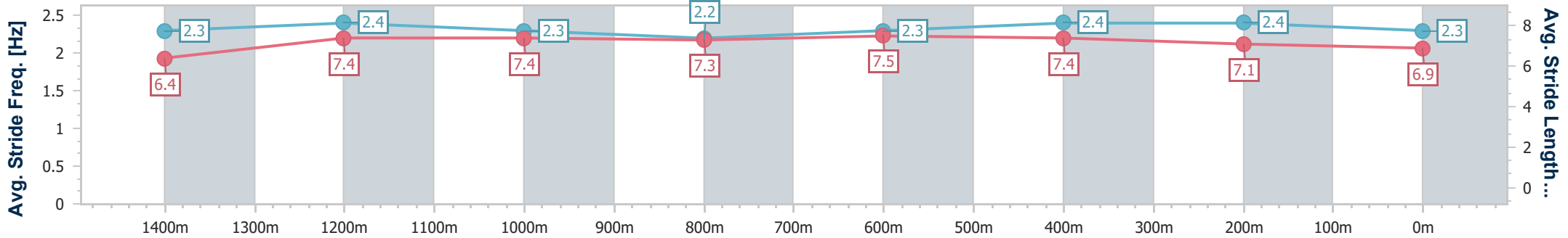
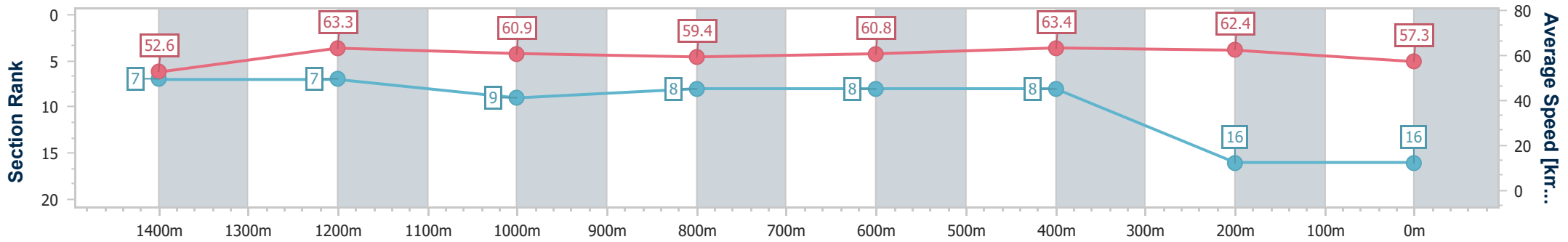
04 May 2024 - 16:14

Track Rating: Soft 5, Weather: Overcast, Rail Position: +7m Entire



BRISBANE RACING CLUB

Section	Overall	1400m	1200m	1000m	800m	600m	400m	200m
Section Times	1:36.80 [16] (0:13.73)	1:23.07 [7] (0:11.41)	1:11.66 [7] (0:11.85)	0:59.81 [9] (0:12.27)	0:47.54 [8] (0:11.95)	0:35.59 [8] (0:11.46)	0:24.13 [8] (0:11.55)	0:12.58 [16] (0:12.58)
Average Speed [km/h]	52.6	63.3	60.9	59.4	60.8	63.4	62.4	57.3
Top Speed [km/h]	66.5	65.7	61.7	60.1	62.8	64.5	63.8	60.1
Avg. Dist. to Rail [m]	4.6	3.2	2.8	2.6	2.2	2.2	6.8	5.7
Avg. Stride Freq. [Hz]	2.3	2.4	2.3	2.2	2.3	2.4	2.4	2.3
Avg. Stride Length [m]	6.4	7.4	7.4	7.3	7.5	7.4	7.1	6.9



- [ ] Ranking at each section and finish
- .-.- No data available at this section
- NA No data available