



Eagle Farm QLD Professional

Race 7: THE STAR COLTS, GELDINGS & ENTIRES BENCHMARK 78 HANDICAP (4YO only QTIS bonuses applicable) - 1200m

04 May 2024 - 14:59



BRISBANE
RACING CLUB

Track Rating: Soft 5, Weather: Overcast, Rail Position: +7m Entire

Section		Overall	1000m	800m	600m	400m	200m	Last 600m					
Field Times		1:10.33 (0:13.12)	0:57.21 (0:10.69)	0:46.52 (0:11.19)	0:35.33 (0:11.27)	0:24.06 (0:11.68)	0:12.38 (0:12.38)	0:35.33					
Rank	TAB Horse/Jockey	Barrier	Top Speed [km/h]	Fastest Section								Margin	Distance Travelled [m]
1	4 IMMORAL James Orman	2	68.8 1000m	0:10.78 1000m	1:10.33 [1] (0:13.47)	0:56.86 [5] (0:10.78)	0:46.08 [5] (0:11.37)	0:34.71 [7] (0:11.22)	0:23.49 [7] (0:11.39)	0:12.10 [6] (0:12.10)	1:10.33	0:34.71	
2	10 WARBY Ryan Maloney	3	68.7 1000m	0:10.74 1000m	1:10.33 [2] (0:13.62)	0:56.71 [6] (0:10.74)	0:45.97 [6] (0:11.14)	0:34.83 [5] (0:11.22)	0:23.61 [6] (0:11.32)	0:12.29 [3] (0:12.29)	0.04L	0:34.83	-3
3	2 MUSCHIALLI Tommy Berry	1	68.7 1000m	0:10.76 1000m	1:10.63 [3] (0:13.30)	0:57.33 [3] (0:10.76)	0:46.57 [3] (0:11.19)	0:35.38 [3] (0:11.24)	0:24.14 [2] (0:11.46)	0:12.68 [1] (0:12.68)	1.8L	0:35.38	-6
4	12 MINTAKA LAD Kyle Wilson-Taylor	11	70.2 Overall	0:10.79 1000m	1:10.71 [4] (0:13.35)	0:57.36 [4] (0:10.79)	0:46.57 [4] (0:11.24)	0:35.33 [4] (0:11.26)	0:24.07 [4] (0:11.41)	0:12.66 [4] (0:12.66)	2.25L	0:35.33	-2
5	15 LIBERTY STEPS Nikita Beriman	4	68.3 1000m	0:10.96 1000m	1:10.73 [5] (0:13.63)	0:57.10 [7] (0:10.96)	0:46.14 [8] (0:11.23)	0:34.91 [8] (0:11.20)	0:23.71 [9] (0:11.39)	0:12.32 [10] (0:12.32)	2.38L	0:34.91	-3
6	9 DEVASTATING Vlad Duric	6	69.4 1000m	0:10.91 1000m	1:10.79 [6] (0:13.82)	0:56.97 [9] (0:10.91)	0:46.06 [9] (0:11.20)	0:34.86 [10] (0:11.07)	0:23.79 [8] (0:11.13)	0:12.66 [5] (0:12.66)	2.71L	0:34.86	+5
7	13 ALLEZ ZOU Robbie Dolan	5	68.8 1000m	0:10.91 1000m	1:10.80 [7] (0:14.04)	0:56.76 [10] (0:10.91)	0:45.85 [11] (0:11.06)	0:34.79 [11] (0:11.05)	0:23.74 [10] (0:11.22)	0:12.52 [8] (0:12.52)	2.81L	0:34.79	-7
8	16 PANGAEA Mark Du Plessis	8	69.2 1000m	0:10.84 1000m	1:10.83 [8] (0:14.07)	0:56.76 [11] (0:10.84)	0:45.92 [10] (0:11.01)	0:34.91 [9] (0:11.20)	0:23.71 [11] (0:11.32)	0:12.39 [11] (0:12.39)	2.94L	0:34.91	-2
9	5 JEMELDI Bailey Wheeler	16	69.9 1000m	0:10.72 1000m	1:11.15 [9] (0:13.69)	0:57.46 [8] (0:10.72)	0:46.74 [7] (0:11.15)	0:35.59 [6] (0:11.13)	0:24.46 [5] (0:11.54)	0:12.92 [7] (0:12.92)	4.85L	0:35.59	+5
10	6 THIS IS ONE Tahlia Fenlon	17	70.5 1000m	0:10.78 1000m	1:11.40 [10] (0:13.21)	0:58.19 [2] (0:10.78)	0:47.41 [2] (0:11.21)	0:36.20 [2] (0:11.30)	0:24.90 [3] (0:11.80)	0:13.10 [9] (0:13.10)	6.3L	0:36.20	+1

Scratched: The Astronomer (#14), Deferential (#17), Magnetic (#1), Apophis (#8), Redzoust (#11), Weigall Tiger (#7)



Eagle Farm QLD Professional
Race 7: THE STAR COLTS, GELDINGS & ENTIRES BENCHMARK 78
HANDICAP (4YO only QTIS bonuses applicable) - 1200m
04 May 2024 - 14:59



Track Rating: Soft 5, Weather: Overcast, Rail Position: +7m Entire

Section	Overall	1000m	800m	600m	400m	200m	Last 600m
Field Times	1:10.33 (0:13.12)	0:57.21 (0:10.69)	0:46.52 (0:11.19)	0:35.33 (0:11.27)	0:24.06 (0:11.68)	0:12.38 (0:12.38)	0:35.33

Rank	TAB	Horse/Jockey	Barrier	Top Speed [km/h]	Fastest Section	Margin	Distance Travelled [m]
11	3	OUGHTON	7	70.6	0:10.69	6.84L	-5
		Adam Hyeronimus		Overall	1000m		
					1:11.49 [11] (0:13.12)		
					0:58.37 [1] (0:10.69)		
					0:47.68 [1] (0:11.19)		
					0:36.49 [1] (0:11.27)		
					0:25.22 [1] (0:11.77)		
					0:13.45 [2] (0:13.45)		

Scratched: The Astronomer (#14), Deferential (#17), Magnetic (#1), Apophis (#8), Redzoust (#11), Weigall Tiger (#7)



Horse/Jockey Name	Immoral
Final Rank	1
Fastest Section Time (Section)	0:10.78 (1000m)
Top Speed [km/h] (Section)	68.8 (1000m)
Race State	Finished



Eagle Farm QLD Professional
 Race 7: THE STAR COLTS, GELDINGS & ENTIRES
 BENCHMARK 78 HANDICAP (4YO only QTIS bonuses
 applicable) - 1200m

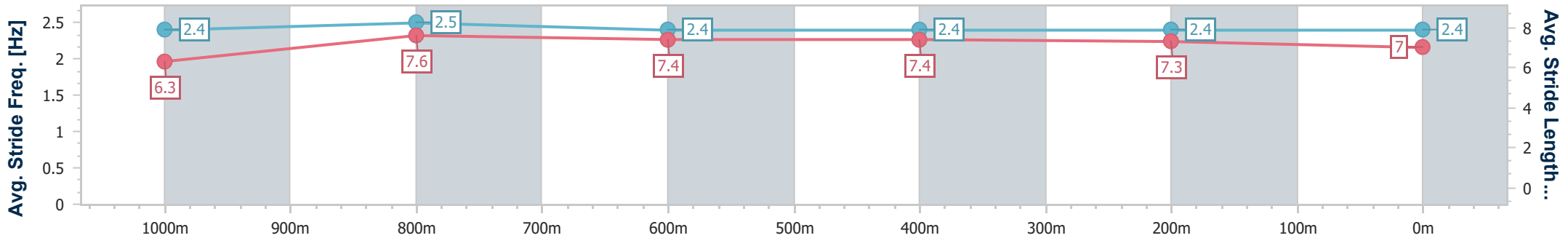
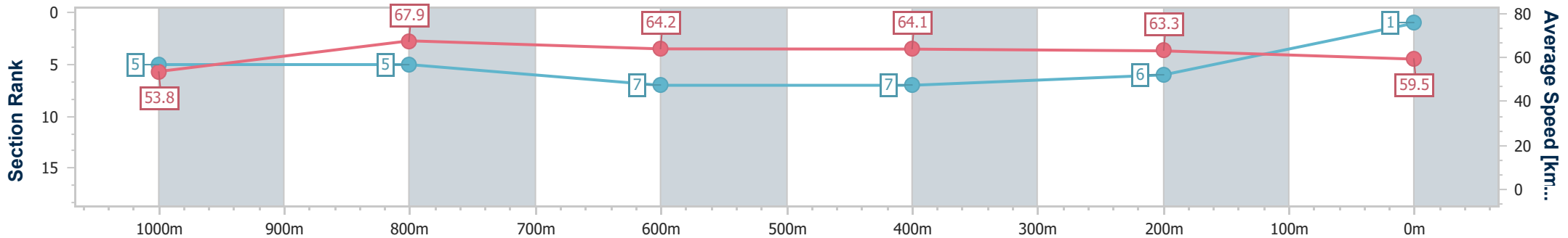


BRISBANE
 RACING CLUB

04 May 2024 - 14:59

Track Rating: Soft 5, Weather: Overcast, Rail Position: +7m Entire

Section	Overall	1000m	800m	600m	400m	200m
Section Times	1:10.33 [1] (0:13.47)	0:56.86 [5] (0:10.78)	0:46.08 [5] (0:11.37)	0:34.71 [7] (0:11.22)	0:23.49 [7] (0:11.39)	0:12.10 [6] (0:12.10)
Average Speed [km/h]	53.8	67.9	64.2	64.1	63.3	59.5
Top Speed [km/h]	68.4	68.8	67.3	65.3	65.2	62.7
Avg. Dist. to Rail [m]	3.5	4.1	2.5	0.6	5.6	5.3
Avg. Stride Freq. [Hz]	2.4	2.5	2.4	2.4	2.4	2.4
Avg. Stride Length [m]	6.3	7.6	7.4	7.4	7.3	7.0



- [] Ranking at each section and finish
- .-.- No data available at this section
- NA No data available



Horse/Jockey Name	Warby
Final Rank	2
Fastest Section Time (Section)	0:10.74 (1000m)
Top Speed [km/h] (Section)	68.7 (1000m)
Race State	Finished



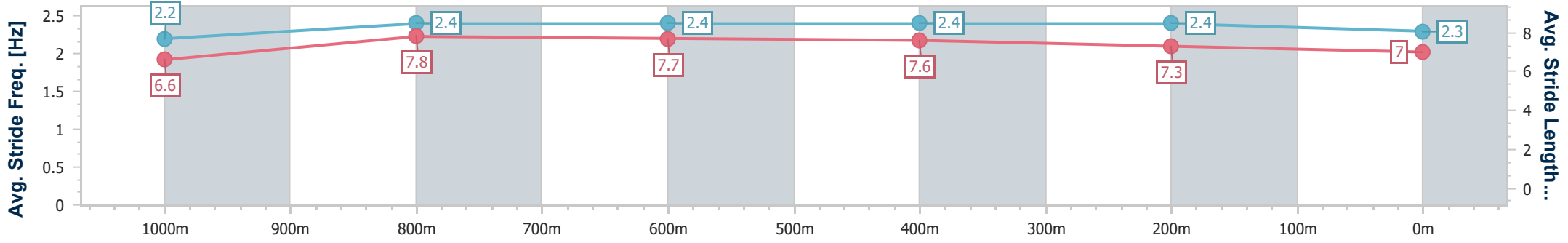
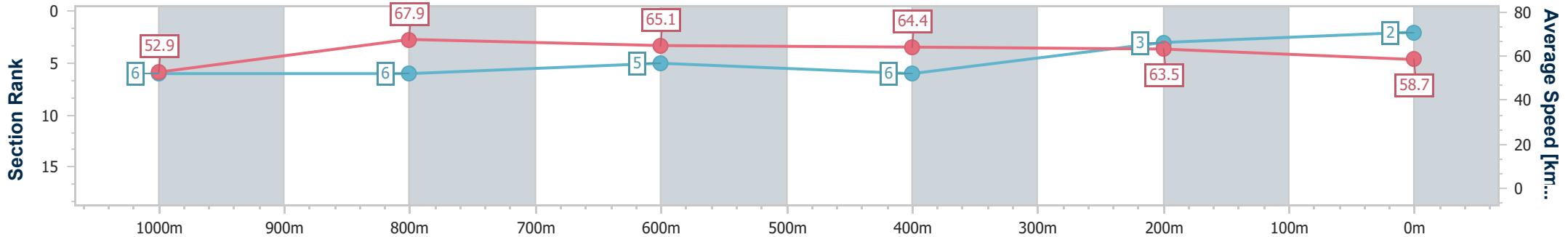
Eagle Farm QLD Professional
 Race 7: THE STAR COLTS, GELDINGS & ENTIRES
 BENCHMARK 78 HANDICAP (4YO only QTIS bonuses
 applicable) - 1200m
 04 May 2024 - 14:59



BRISBANE
 RACING CLUB

Track Rating: Soft 5, Weather: Overcast, Rail Position: +7m Entire

Section	Overall	1000m	800m	600m	400m	200m
Section Times	1:10.33 [2] (0:13.62)	0:56.71 [6] (0:10.74)	0:45.97 [6] (0:11.14)	0:34.83 [5] (0:11.22)	0:23.61 [6] (0:11.32)	0:12.29 [3] (0:12.29)
Average Speed [km/h]	52.9	67.9	65.1	64.4	63.5	58.7
Top Speed [km/h]	68.0	68.7	67.8	65.7	65.6	60.8
Avg. Dist. to Rail [m]	2.4	2.3	1.3	0.8	3.7	2.6
Avg. Stride Freq. [Hz]	2.2	2.4	2.4	2.4	2.4	2.3
Avg. Stride Length [m]	6.6	7.8	7.7	7.6	7.3	7.0



- [] Ranking at each section and finish
- .-.- No data available at this section
- NA No data available



Horse/Jockey Name	Muschialli
Final Rank	3
Fastest Section Time (Section)	0:10.76 (1000m)
Top Speed [km/h] (Section)	68.7 (1000m)
Race State	Finished



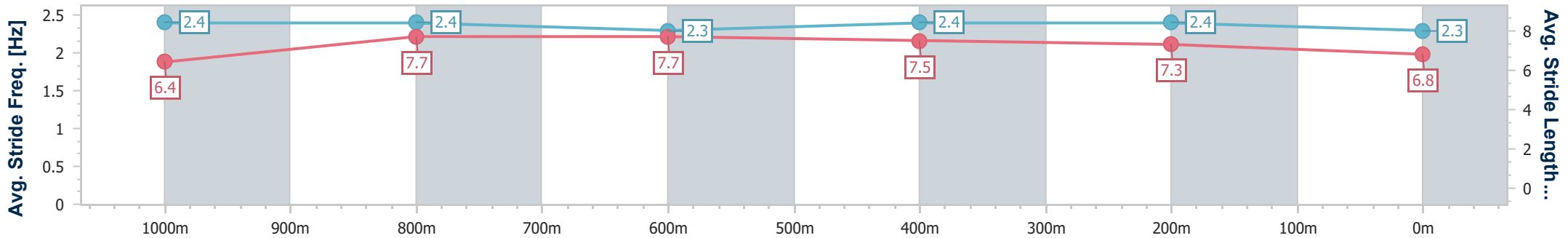
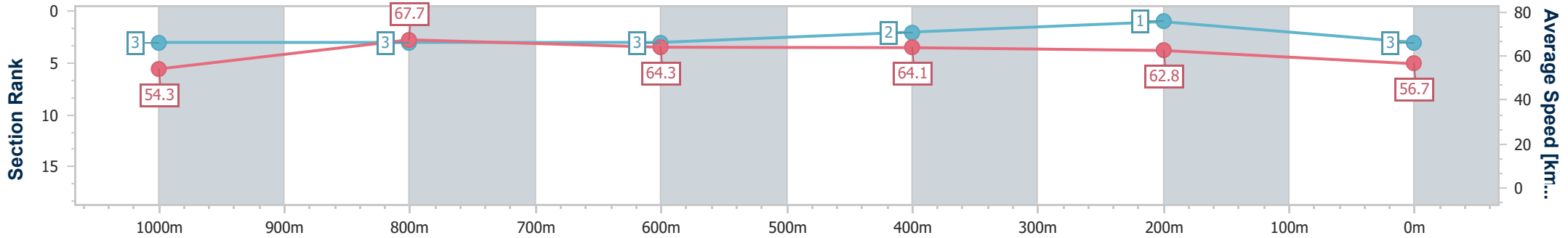
Eagle Farm QLD Professional
 Race 7: THE STAR COLTS, GELDINGS & ENTIRES
 BENCHMARK 78 HANDICAP (4YO only QTIS bonuses
 applicable) - 1200m
 04 May 2024 - 14:59



BRISBANE
 RACING CLUB

Track Rating: Soft 5, Weather: Overcast, Rail Position: +7m Entire

Section	Overall	1000m	800m	600m	400m	200m
Section Times	1:10.63 [3] (0:13.30)	0:57.33 [3] (0:10.76)	0:46.57 [3] (0:11.19)	0:35.38 [3] (0:11.24)	0:24.14 [2] (0:11.46)	0:12.68 [1] (0:12.68)
Average Speed [km/h]	54.3	67.7	64.3	64.1	62.8	56.7
Top Speed [km/h]	68.1	68.7	66.6	65.1	64.8	60.2
Avg. Dist. to Rail [m]	1.4	2.0	0.5	0.8	4.1	4.1
Avg. Stride Freq. [Hz]	2.4	2.4	2.3	2.4	2.4	2.3
Avg. Stride Length [m]	6.4	7.7	7.7	7.5	7.3	6.8



- [] Ranking at each section and finish
- .-.- No data available at this section
- NA No data available



Horse/Jockey Name	Mintaka Lad
Final Rank	4
Fastest Section Time (Section)	0:10.79 (1000m)
Top Speed [km/h] (Section)	70.2 (Overall)
Race State	Finished



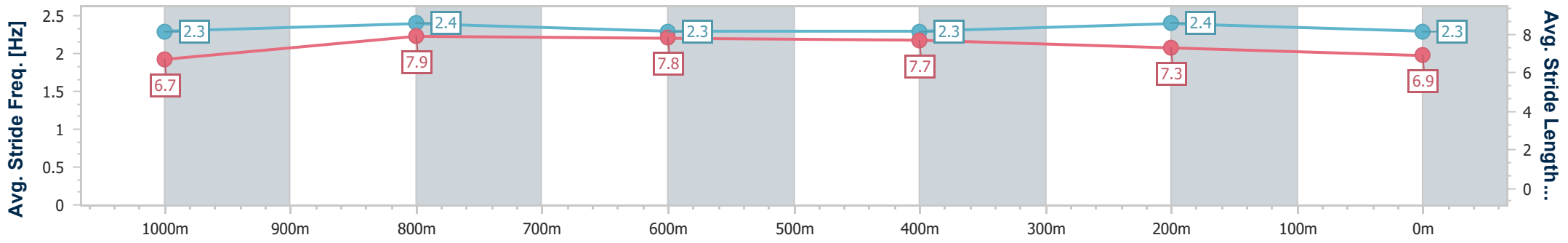
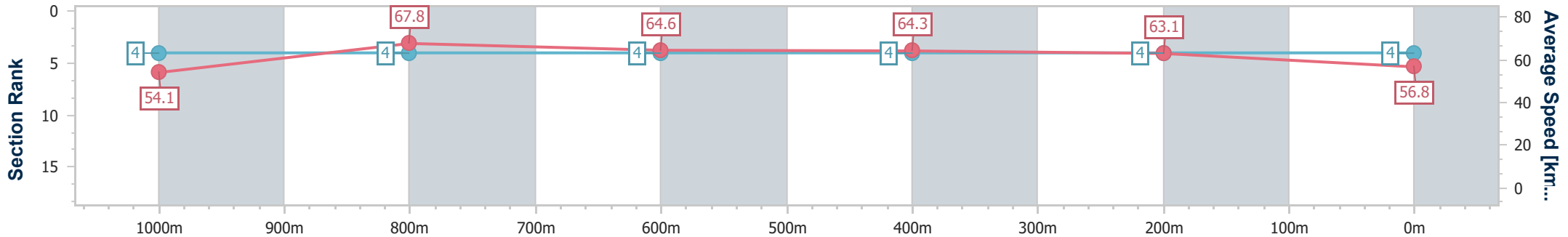
Eagle Farm QLD Professional
 Race 7: THE STAR COLTS, GELDINGS & ENTIRES
 BENCHMARK 78 HANDICAP (4YO only QTIS bonuses
 applicable) - 1200m
 04 May 2024 - 14:59



BRISBANE
 RACING CLUB

Track Rating: Soft 5, Weather: Overcast, Rail Position: +7m Entire

Section	Overall	1000m	800m	600m	400m	200m
Section Times	1:10.71 [4] (0:13.35)	0:57.36 [4] (0:10.79)	0:46.57 [4] (0:11.24)	0:35.33 [4] (0:11.26)	0:24.07 [4] (0:11.41)	0:12.66 [4] (0:12.66)
Average Speed [km/h]	54.1	67.8	64.6	64.3	63.1	56.8
Top Speed [km/h]	70.2	69.4	66.4	65.4	65.6	60.6
Avg. Dist. to Rail [m]	7.5	3.4	1.4	1.2	7.2	6.0
Avg. Stride Freq. [Hz]	2.3	2.4	2.3	2.3	2.4	2.3
Avg. Stride Length [m]	6.7	7.9	7.8	7.7	7.3	6.9



- [] Ranking at each section and finish
- .-.- No data available at this section
- NA No data available



Horse/Jockey Name	Liberty Steps
Final Rank	5
Fastest Section Time (Section)	0:10.96 (1000m)
Top Speed [km/h] (Section)	68.3 (1000m)
Race State	Finished



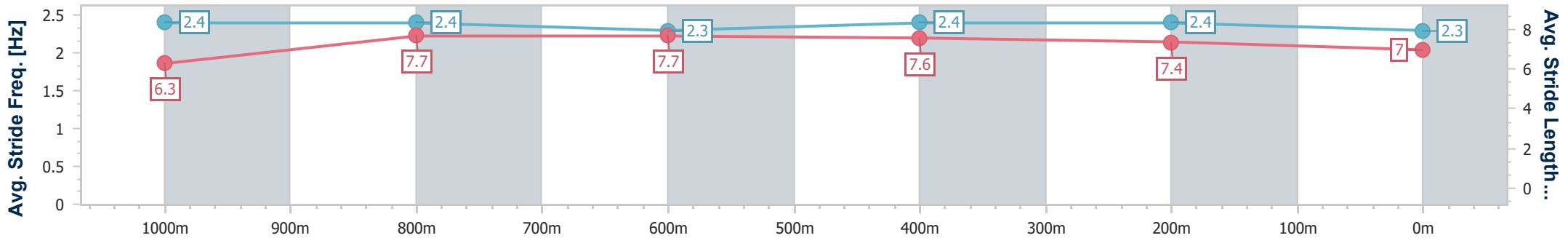
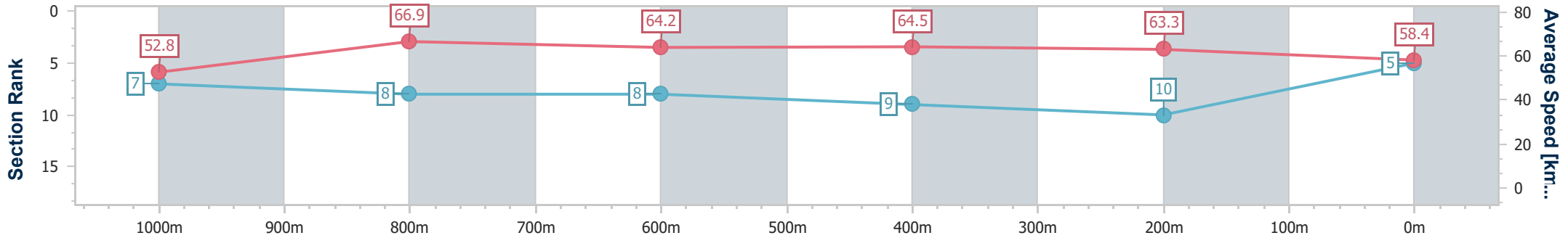
Eagle Farm QLD Professional
 Race 7: THE STAR COLTS, GELDINGS & ENTIRES
 BENCHMARK 78 HANDICAP (4YO only QTIS bonuses
 applicable) - 1200m
 04 May 2024 - 14:59



BRISBANE
 RACING CLUB

Track Rating: Soft 5, Weather: Overcast, Rail Position: +7m Entire

Section	Overall	1000m	800m	600m	400m	200m
Section Times	1:10.73 [5] (0:13.63)	0:57.10 [7] (0:10.96)	0:46.14 [8] (0:11.23)	0:34.91 [8] (0:11.20)	0:23.71 [9] (0:11.39)	0:12.32 [10] (0:12.32)
Average Speed [km/h]	52.8	66.9	64.2	64.5	63.3	58.4
Top Speed [km/h]	67.8	68.3	66.0	65.7	66.3	61.1
Avg. Dist. to Rail [m]	3.7	3.6	0.8	0.9	6.9	9.6
Avg. Stride Freq. [Hz]	2.4	2.4	2.3	2.4	2.4	2.3
Avg. Stride Length [m]	6.3	7.7	7.7	7.6	7.4	7.0



- [] Ranking at each section and finish
- .-.- No data available at this section
- NA No data available



Horse/Jockey Name	Devastating
Final Rank	6
Fastest Section Time (Section)	0:10.91 (1000m)
Top Speed [km/h] (Section)	69.4 (1000m)
Race State	Finished



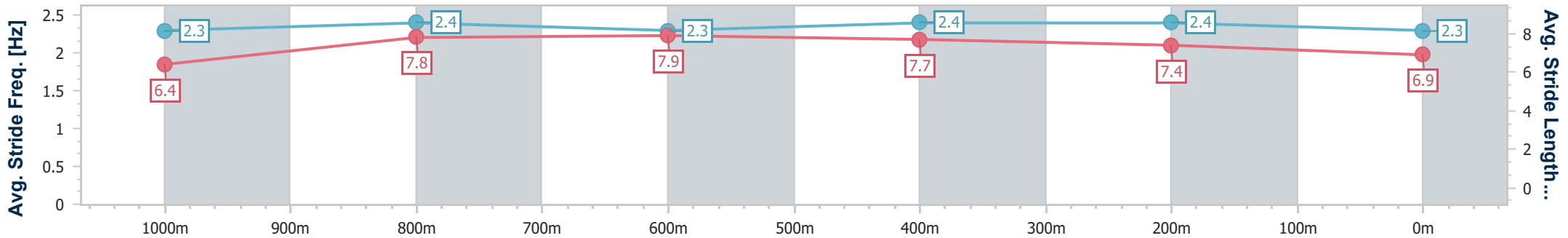
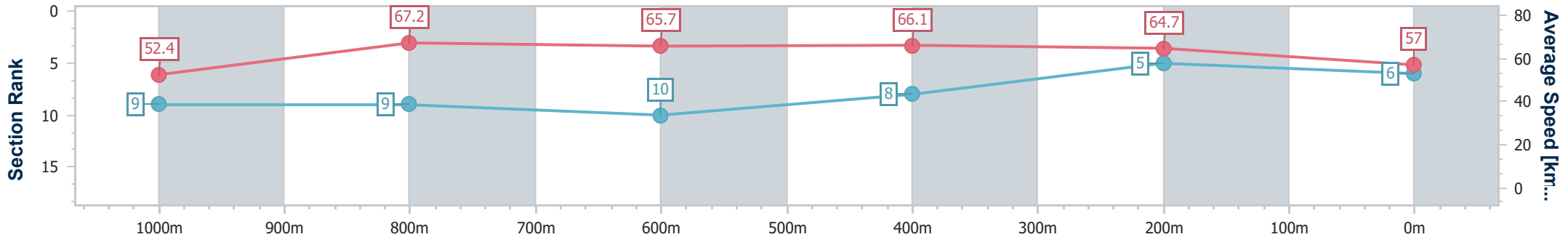
Eagle Farm QLD Professional
 Race 7: THE STAR COLTS, GELDINGS & ENTIRES
 BENCHMARK 78 HANDICAP (4YO only QTIS bonuses
 applicable) - 1200m
 04 May 2024 - 14:59



BRISBANE
 RACING CLUB

Track Rating: Soft 5, Weather: Overcast, Rail Position: +7m Entire

Section	Overall	1000m	800m	600m	400m	200m
Section Times	1:10.79 [6] (0:13.82)	0:56.97 [9] (0:10.91)	0:46.06 [9] (0:11.20)	0:34.86 [10] (0:11.07)	0:23.79 [8] (0:11.13)	0:12.66 [5] (0:12.66)
Average Speed [km/h]	52.4	67.2	65.7	66.1	64.7	57.0
Top Speed [km/h]	66.0	69.4	67.1	68.0	66.5	62.3
Avg. Dist. to Rail [m]	4.2	3.9	4.4	3.9	9.1	8.2
Avg. Stride Freq. [Hz]	2.3	2.4	2.3	2.4	2.4	2.3
Avg. Stride Length [m]	6.4	7.8	7.9	7.7	7.4	6.9



- [] Ranking at each section and finish
- .-.- No data available at this section
- NA No data available



Horse/Jockey Name	Allez Zou
Final Rank	7
Fastest Section Time (Section)	0:10.91 (1000m)
Top Speed [km/h] (Section)	68.8 (1000m)
Race State	Finished



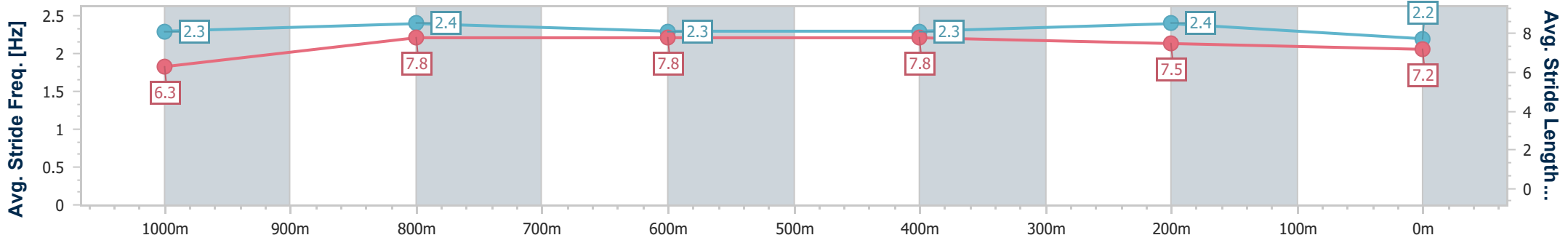
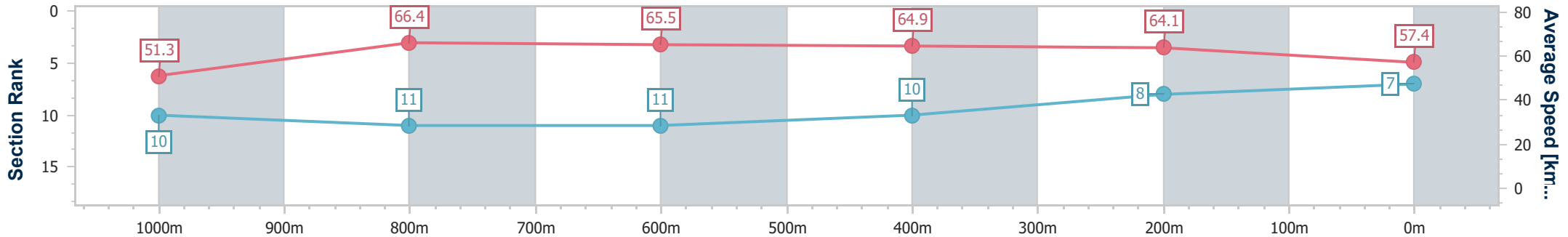
Eagle Farm QLD Professional
 Race 7: THE STAR COLTS, GELDINGS & ENTIRES
 BENCHMARK 78 HANDICAP (4YO only QTIS bonuses
 applicable) - 1200m
 04 May 2024 - 14:59



BRISBANE
 RACING CLUB

Track Rating: Soft 5, Weather: Overcast, Rail Position: +7m Entire

Section	Overall	1000m	800m	600m	400m	200m
Section Times	1:10.80 [7] (0:14.04)	0:56.76 [10] (0:10.91)	0:45.85 [11] (0:11.06)	0:34.79 [11] (0:11.05)	0:23.74 [10] (0:11.22)	0:12.52 [8]
Average Speed [km/h]	51.3	66.4	65.5	64.9	64.1	57.4
Top Speed [km/h]	65.8	68.8	66.9	65.6	65.4	62.1
Avg. Dist. to Rail [m]	3.2	1.5	1.0	0.9	0.7	1.3
Avg. Stride Freq. [Hz]	2.3	2.4	2.3	2.3	2.4	2.2
Avg. Stride Length [m]	6.3	7.8	7.8	7.8	7.5	7.2



- [] Ranking at each section and finish
- .-.- No data available at this section
- NA No data available



Horse/Jockey Name	Pangaea
Final Rank	8
Fastest Section Time (Section)	0:10.84 (1000m)
Top Speed [km/h] (Section)	69.2 (1000m)
Race State	Finished



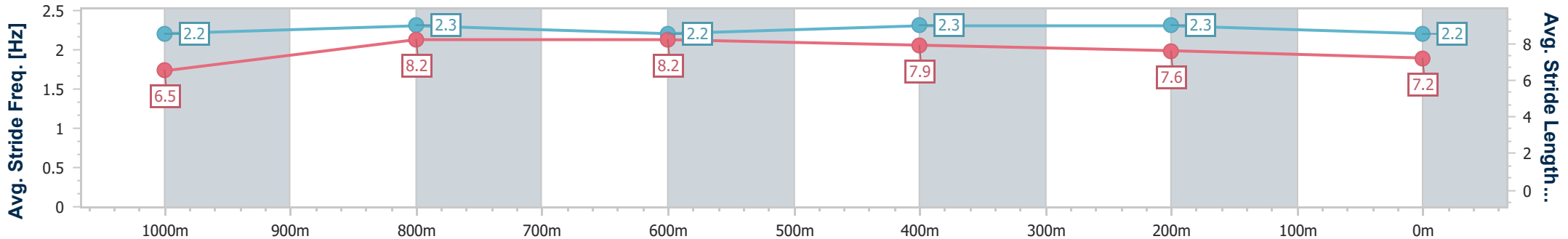
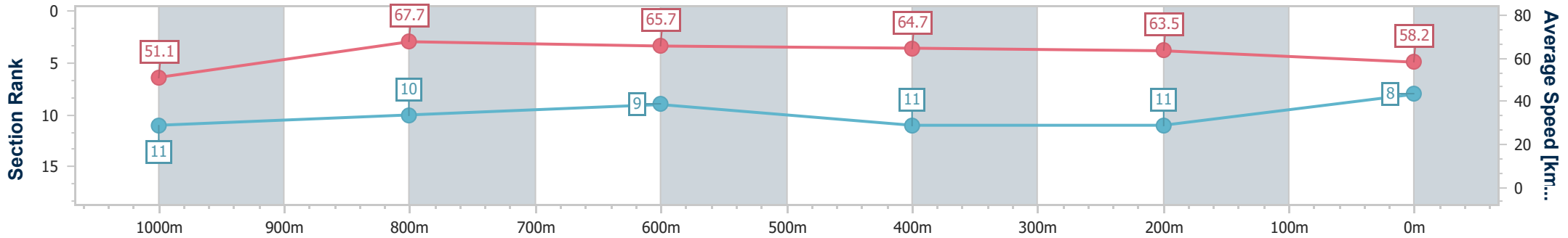
Eagle Farm QLD Professional
 Race 7: THE STAR COLTS, GELDINGS & ENTIRES
 BENCHMARK 78 HANDICAP (4YO only QTIS bonuses
 applicable) - 1200m
 04 May 2024 - 14:59



BRISBANE
 RACING CLUB

Track Rating: Soft 5, Weather: Overcast, Rail Position: +7m Entire

Section	Overall	1000m	800m	600m	400m	200m
Section Times	1:10.83 [8] (0:14.07)	0:56.76 [11] (0:10.84)	0:45.92 [10] (0:11.01)	0:34.91 [9] (0:11.20)	0:23.71 [11] (0:11.32)	0:12.39 [11] (0:12.39)
Average Speed [km/h]	51.1	67.7	65.7	64.7	63.5	58.2
Top Speed [km/h]	66.7	69.2	66.8	65.8	66.0	61.0
Avg. Dist. to Rail [m]	6.0	2.8	1.4	1.9	2.9	0.5
Avg. Stride Freq. [Hz]	2.2	2.3	2.2	2.3	2.3	2.2
Avg. Stride Length [m]	6.5	8.2	8.2	7.9	7.6	7.2



- [] Ranking at each section and finish
- .-.- No data available at this section
- NA No data available



Horse/Jockey Name	Jemeldi
Final Rank	9
Fastest Section Time (Section)	0:10.72 (1000m)
Top Speed [km/h] (Section)	69.9 (1000m)
Race State	Finished



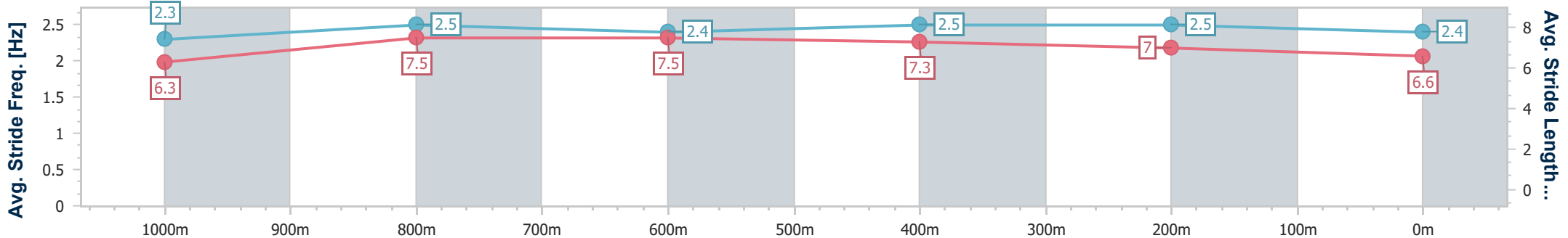
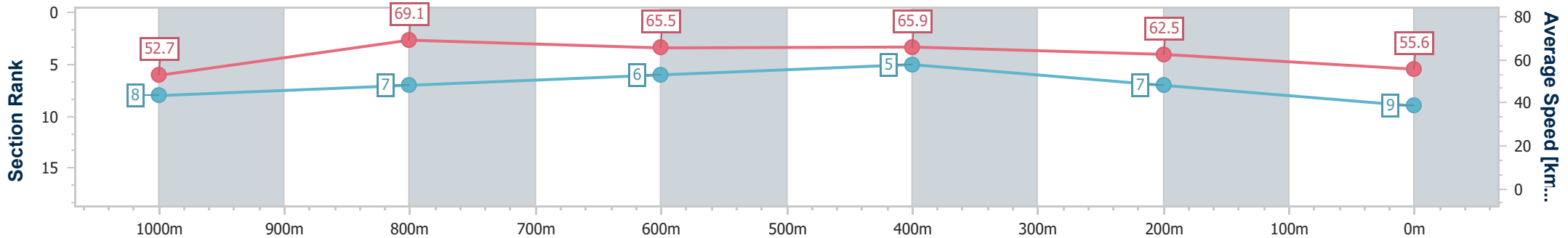
Eagle Farm QLD Professional
 Race 7: THE STAR COLTS, GELDINGS & ENTIRES
 BENCHMARK 78 HANDICAP (4YO only QTIS bonuses
 applicable) - 1200m
 04 May 2024 - 14:59



BRISBANE
 RACING CLUB

Track Rating: Soft 5, Weather: Overcast, Rail Position: +7m Entire

Section	Overall	1000m	800m	600m	400m	200m
Section Times	1:11.15 [9] (0:13.69)	0:57.46 [8] (0:10.72)	0:46.74 [7] (0:11.15)	0:35.59 [6] (0:11.13)	0:24.46 [5] (0:11.54)	0:12.92 [7] (0:12.92)
Average Speed [km/h]	52.7	69.1	65.5	65.9	62.5	55.6
Top Speed [km/h]	69.3	69.9	66.3	66.9	65.5	59.7
Avg. Dist. to Rail [m]	8.7	5.3	3.4	3.8	11.2	8.5
Avg. Stride Freq. [Hz]	2.3	2.5	2.4	2.5	2.5	2.4
Avg. Stride Length [m]	6.3	7.5	7.5	7.3	7.0	6.6



- [] Ranking at each section and finish
- .-.- No data available at this section
- NA No data available



Horse/Jockey Name	This Is One
Final Rank	10
Fastest Section Time (Section)	0:10.78 (1000m)
Top Speed [km/h] (Section)	70.5 (1000m)
Race State	Finished



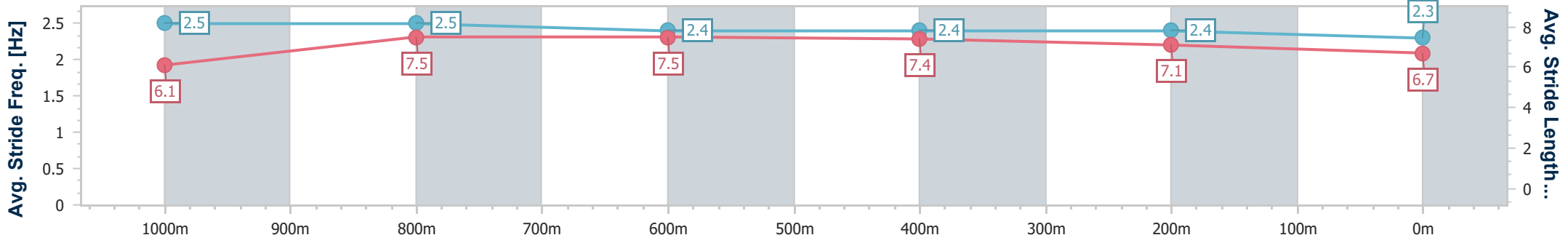
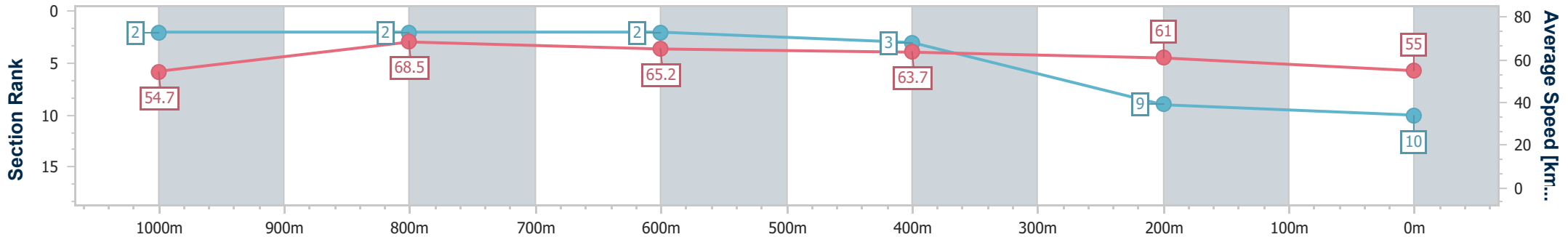
Eagle Farm QLD Professional
 Race 7: THE STAR COLTS, GELDINGS & ENTIRES
 BENCHMARK 78 HANDICAP (4YO only QTIS bonuses
 applicable) - 1200m
 04 May 2024 - 14:59



BRISBANE
 RACING CLUB

Track Rating: Soft 5, Weather: Overcast, Rail Position: +7m Entire

Section	Overall	1000m	800m	600m	400m	200m
Section Times	1:11.40 [10] (0:13.21)	0:58.19 [2] (0:10.78)	0:47.41 [2] (0:11.21)	0:36.20 [2] (0:11.30)	0:24.90 [3] (0:11.80)	0:13.10 [9] (0:13.10)
Average Speed [km/h]	54.7	68.5	65.2	63.7	61.0	55.0
Top Speed [km/h]	70.5	70.5	67.4	64.5	64.0	58.4
Avg. Dist. to Rail [m]	10.1	5.3	3.0	0.8	6.8	6.1
Avg. Stride Freq. [Hz]	2.5	2.5	2.4	2.4	2.4	2.3
Avg. Stride Length [m]	6.1	7.5	7.5	7.4	7.1	6.7



- [] Ranking at each section and finish
- .-.- No data available at this section
- NA No data available



Horse/Jockey Name	Oughton
Final Rank	11
Fastest Section Time (Section)	0:10.69 (1000m)
Top Speed [km/h] (Section)	70.6 (Overall)
Race State	Finished



Eagle Farm QLD Professional
 Race 7: THE STAR COLTS, GELDINGS & ENTIRES
 BENCHMARK 78 HANDICAP (4YO only QTIS bonuses
 applicable) - 1200m

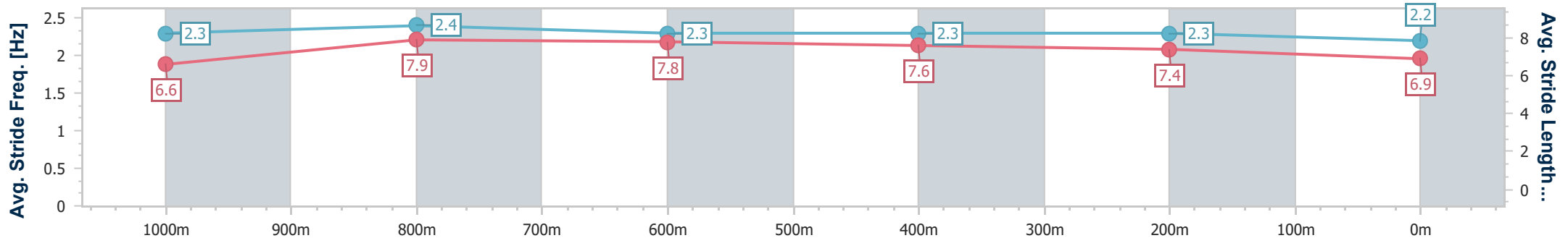
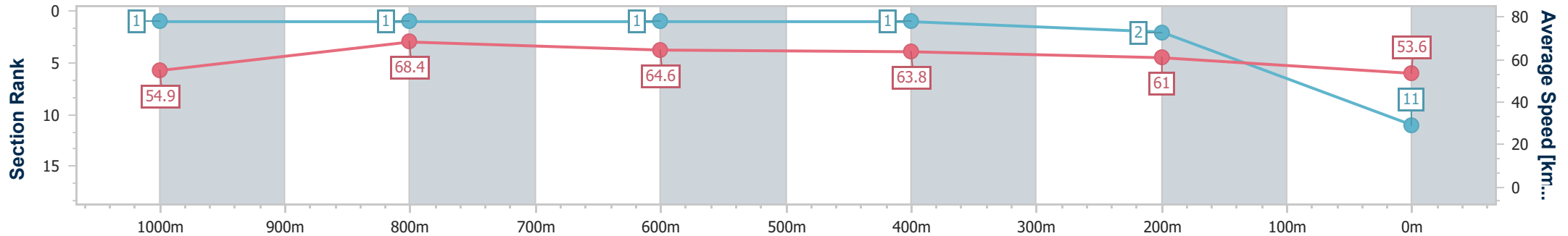


BRISBANE
 RACING CLUB

04 May 2024 - 14:59

Track Rating: Soft 5, Weather: Overcast, Rail Position: +7m Entire

Section	Overall	1000m	800m	600m	400m	200m
Section Times	1:11.49 [11] (0:13.12)	0:58.37 [1] (0:10.69)	0:47.68 [1] (0:11.19)	0:36.49 [1] (0:11.27)	0:25.22 [1] (0:11.77)	0:13.45 [2] (0:13.45)
Average Speed [km/h]	54.9	68.4	64.6	63.8	61.0	53.6
Top Speed [km/h]	70.6	69.7	66.8	64.9	63.9	58.0
Avg. Dist. to Rail [m]	5.6	2.4	0.6	0.7	3.4	2.5
Avg. Stride Freq. [Hz]	2.3	2.4	2.3	2.3	2.3	2.2
Avg. Stride Length [m]	6.6	7.9	7.8	7.6	7.4	6.9



- [] Ranking at each section and finish
- .-.- No data available at this section
- NA No data available