

Track Rating: Soft 5, Weather: Fine, Rail Position: +9.5m Entire

Section		Field Times												
Overall	1600m	1400m	1200m	1000m	800m	600m	Last 600m							
1:43.93 (0:08.27)	1:35.66 (0:11.10)	1:24.56 (0:11.84)	1:12.72 (0:12.52)	1:00.20 (0:12.25)	0:47.95 (0:11.92)	0:36.03 (0:11.72)	0:36.03							
Rank	TAB	Horse/Jockey	Barrier	Top Speed [km/h]	Fastest Section								Distance Travelled [m]	
1	6	MANNERHEIM Ryan Maloney	19	63.7 600m	0:08.55 Overall	1:43.93 [1] (0:08.55)	1:35.38 [6] (0:11.67)	1:23.71 [7] (0:11.88)	1:11.83 [7] (0:12.56)	0:59.27 [8] (0:12.18)	0:47.09 [9] (0:11.88)	0:35.21 [9] (0:11.56)	0:35.21	
2	12	CHASSAGNE Damien Thornton	16	64.0 1600m	0:08.93 Overall	1:44.12 [2] (0:08.93)	1:35.19 [11] (0:11.68)	1:23.51 [10] (0:11.89)	1:11.62 [11] (0:12.39)	0:59.23 [10] (0:12.10)	0:47.13 [10] (0:11.88)	0:35.25 [10] (0:11.74)	0:35.25	+2
3	7	ROCK YA Adin Thompson	15	64.7 1600m	0:08.52 Overall	1:44.20 [3] (0:08.52)	1:35.68 [5] (0:11.42)	1:24.26 [5] (0:11.85)	1:12.41 [5] (0:12.59)	0:59.82 [5] (0:12.21)	0:47.61 [5] (0:11.97)	0:35.64 [6] (0:11.90)	0:35.64	-3
4	5	TOKYO BANDIT Bailey Wheeler	8	69.4 1600m	0:08.27 Overall	1:44.24 [4] (0:08.27)	1:35.97 [1] (0:11.10)	1:24.87 [1] (0:11.84)	1:13.03 [1] (0:12.52)	1:00.51 [1] (0:12.25)	0:48.26 [1] (0:11.92)	0:36.34 [1] (0:11.72)	0:36.34	-6
5	11	LA SEULE Vlad Duric	2	65.0 1600m	0:08.81 Overall	1:44.55 [5] (0:08.81)	1:35.74 [10] (0:11.39)	1:24.35 [6] (0:11.73)	1:12.62 [6] (0:12.49)	1:00.13 [6] (0:12.24)	0:47.89 [7] (0:11.96)	0:35.93 [7] (0:11.74)	0:35.93	-9
6	8	SAXON BRAVE Yvette Lewis	18	65.9 1600m	0:08.39 Overall	1:44.76 [6] (0:08.39)	1:36.37 [3] (0:11.11)	1:25.26 [2] (0:11.81)	1:13.45 [2] (0:12.50)	1:00.95 [2] (0:12.26)	0:48.69 [2] (0:12.02)	0:36.67 [2] (0:11.69)	0:36.67	-5
7	10	PLEADEEL Micheal Hellyer	3	63.7 1400m	0:08.79 Overall	1:44.80 [7] (0:08.79)	1:36.01 [8] (0:11.63)	1:24.38 [8] (0:11.74)	1:12.64 [8] (0:12.45)	1:00.19 [7] (0:12.20)	0:47.99 [8] (0:11.89)	0:36.10 [8] (0:11.74)	0:36.10	-12
8	16	TUKI TWELVE Jake Bayliss	9	62.0 1400m	0:08.81 Overall	1:44.80 [8] (0:08.81)	1:35.99 [9] (0:11.88)	1:24.11 [11] (0:11.81)	1:12.30 [10] (0:12.41)	0:59.89 [11] (0:12.26)	0:47.63 [11] (0:11.89)	0:35.74 [11] (0:11.73)	0:35.74	-6
9	3	NEW LEVEL James Orman	10	65.3 1600m	0:08.29 Overall	1:45.02 [9] (0:08.29)	1:36.73 [2] (0:11.33)	1:25.40 [3] (0:11.90)	1:13.50 [3] (0:12.58)	1:00.92 [4] (0:12.24)	0:48.68 [4] (0:11.95)	0:36.73 [4] (0:11.66)	0:36.73	-1
10	2	BLUE RAY Justin Huxtable	5	63.7 400m	0:08.78 Overall	1:45.22 [10] (0:08.78)	1:36.44 [7] (0:11.68)	1:24.76 [9] (0:11.87)	1:12.89 [9] (0:12.37)	1:00.52 [9] (0:11.96)	0:48.56 [6] (0:11.85)	0:36.71 [5] (0:11.84)	0:36.71	+0

Scratched: Bitoftheblarney (#1), Fiddler Onthe Roof (#14), Amadi (#17), Shy Guy (#9), Deshorente (#18), Termite (#19), Shamuka (#13), Cosmic Fortune (#15)



Ipswich QLD Professional
Race 6: GORDON'S GIN Class 1 Plate - 1700m
 01 May 2024 - 15:30



Track Rating: Soft 5, Weather: Fine, Rail Position: +9.5m Entire

Section	Overall	1600m	1400m	1200m	1000m	800m	600m	Last 600m
Field Times	1:43.93 (0:08.27)	1:35.66 (0:11.10)	1:24.56 (0:11.84)	1:12.72 (0:12.52)	1:00.20 (0:12.25)	0:47.95 (0:11.92)	0:36.03 (0:11.72)	0:36.03

Rank	TAB	Horse/Jockey	Barrier	Top Speed [km/h]	Fastest Section	Overall	1600m	1400m	1200m	1000m	800m	600m	Last 600m	Distance Travelled [m]
11	4	PER CAPITA	6	64.5	0:08.41	1:45.39 [11]	1:36.98 [4]	1:25.62 [4]	1:13.76 [4]	1:01.31 [3]	0:49.06 [3]	0:37.14 [3]	0:37.14	-12
		Kyle Wilson-Taylor		1600m	Overall	(0:08.41)	(0:11.36)	(0:11.86)	(0:12.45)	(0:12.25)	(0:11.92)	(0:11.82)		

Scratched: Bitoftheblarney (#1), Fiddler Onthe Roof (#14), Amadi (#17), Shy Guy (#9), Deshorente (#18), Termite (#19), Shamuka (#13), Cosmic Fortune (#15)

[] Ranking at each section and finish
 -:-:- No data available at this section
 NA No data available

SCN Saddle cloth number
 DNF Did not finish
 DNT Did not track

Track Rating: Soft 5, Weather: Fine, Rail Position: +9.5m Entire

Section				400m	200m			Last 600m		
Field Times				0:24.31 (0:12.09)	0:12.22 (0:12.22)			0:36.03		
Rank	TAB	Horse/Jockey	Barrier	Top Speed [km/h]	Fastest Section	Margin				Distance Travelled [m]
1	6	MANNERHEIM Ryan Maloney	19	63.7 600m	0:08.55 Overall	0:23.65 [5] (0:11.74)	0:11.91 [3] (0:11.91)	1:43.93	0:35.21	
2	12	CHASSAGNE Damien Thornton	16	64.0 1600m	0:08.93 Overall	0:23.51 [10] (0:11.81)	0:11.70 [9] (0:11.70)	0.19L	0:35.25	+2
3	7	ROCK YA Adin Thompson	15	64.7 1600m	0:08.52 Overall	0:23.74 [9] (0:11.82)	0:11.92 [8] (0:11.92)	0.08L	0:35.64	-3
4	5	TOKYO BANDIT Bailey Wheeler	8	69.4 1600m	0:08.27 Overall	0:24.62 [1] (0:12.09)	0:12.53 [1] (0:12.53)	0.04L	0:36.34	-6
5	11	LA SEULE Vlad Duric	2	65.0 1600m	0:08.81 Overall	0:24.19 [7] (0:11.76)	0:12.43 [4] (0:12.43)	0.31L	0:35.93	-9
6	8	SAXON BRAVE Yvette Lewis	18	65.9 1600m	0:08.39 Overall	0:24.98 [2] (0:12.13)	0:12.85 [2] (0:12.85)	0.21L	0:36.67	-5
7	10	PLEADEEL Micheal Hellyer	3	63.7 1400m	0:08.79 Overall	0:24.36 [8] (0:11.83)	0:12.53 [7] (0:12.53)	0.04L	0:36.10	-12
8	16	TUKI TWELVE Jake Bayliss	9	62.0 1400m	0:08.81 Overall	0:24.01 [11] (0:11.83)	0:12.18 [11] (0:12.18)	0L	0:35.74	-6
9	3	NEW LEVEL James Orman	10	65.3 1600m	0:08.29 Overall	0:25.07 [3] (0:12.19)	0:12.88 [5] (0:12.88)	0.22L	0:36.73	-1
10	2	BLUE RAY Justin Huxtable	5	63.7 400m	0:08.78 Overall	0:24.87 [6] (0:12.14)	0:12.73 [10] (0:12.73)	0.2L	0:36.71	+0

Scratched: Bitoftheblarney (#1), Fiddler Onthe Roof (#14), Amadi (#17), Shy Guy (#9), Deshorente (#18), Termite (#19), Shamuka (#13), Cosmic Fortune (#15)



Ipswich QLD Professional
Race 6: GORDON'S GIN Class 1 Plate - 1700m
 01 May 2024 - 15:30



Track Rating: Soft 5, Weather: Fine, Rail Position: +9.5m Entire

Section		400m	200m			Last 600m			
Field Times		0:24.31 (0:12.09)	0:12.22 (0:12.22)			0:36.03			
Rank	TAB Horse/Jockey	Barrier	Top Speed [km/h]	Fastest Section	Margin	Distance Travelled [m]			
11	4 PER CAPITA	6	64.5	0:08.41	0:25.32 [4]	0:13.14 [6]	0.17L	0:37.14	-12
	Kyle Wilson-Taylor		1600m	Overall	(0:12.18)	(0:13.14)			

Scratched: Bitoftheblarney (#1), Fiddler Onthe Roof (#14), Amadi (#17), Shy Guy (#9), Deshorente (#18), Termite (#19), Shamuka (#13), Cosmic Fortune (#15)

[] Ranking at each section and finish
 -:-:- No data available at this section
 NA No data available

SCN Saddle cloth number
 DNF Did not finish
 DNT Did not track



Horse/Jockey Name	Mannerheim
Final Rank	1
Fastest Section Time (Section)	0:08.55 (Overall)
Top Speed [km/h] (Section)	63.7 (600m)
Race State	Finished



Ipswich QLD Professional

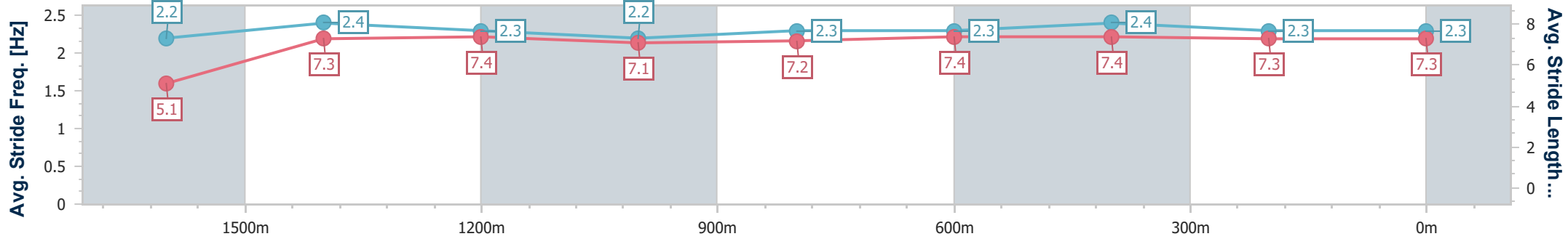
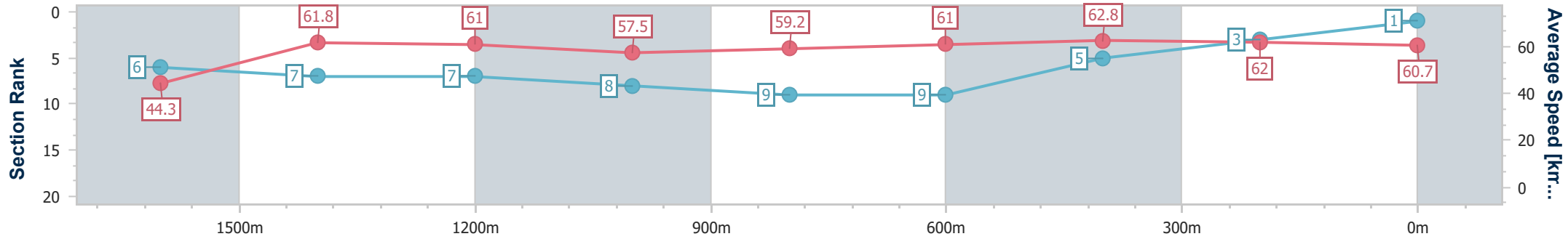
Race 6: GORDON'S GIN Class 1 Plate - 1700m

01 May 2024 - 15:30



Track Rating: Soft 5, Weather: Fine, Rail Position: +9.5m Entire

Section	Overall	1600m	1400m	1200m	1000m	800m	600m	400m	200m
Section Times	1:43.93 [1] (0:08.55)	1:35.38 [6] (0:11.67)	1:23.71 [7] (0:11.88)	1:11.83 [7] (0:12.56)	0:59.27 [8] (0:12.18)	0:47.09 [9] (0:11.88)	0:35.21 [9] (0:11.56)	0:23.65 [5] (0:11.74)	0:11.91 [3] (0:11.91)
Average Speed [km/h]	44.3	61.8	61.0	57.5	59.2	61.0	62.8	62.0	60.7
Top Speed [km/h]	60.5	63.0	62.8	59.1	61.2	61.7	63.7	62.9	61.9
Avg. Dist. to Rail [m]	19.6	1.3	0.4	0.4	0.3	0.4	1.4	1.8	1.4
Avg. Stride Freq. [Hz]	2.2	2.4	2.3	2.2	2.3	2.3	2.4	2.3	2.3
Avg. Stride Length [m]	5.1	7.3	7.4	7.1	7.2	7.4	7.4	7.3	7.3



- [] Ranking at each section and finish
- .-.- No data available at this section
- NA No data available



Horse/Jockey Name	Chassagne
Final Rank	2
Fastest Section Time (Section)	0:08.93 (Overall)
Top Speed [km/h] (Section)	64.0 (1600m)
Race State	Finished



Ipswich QLD Professional

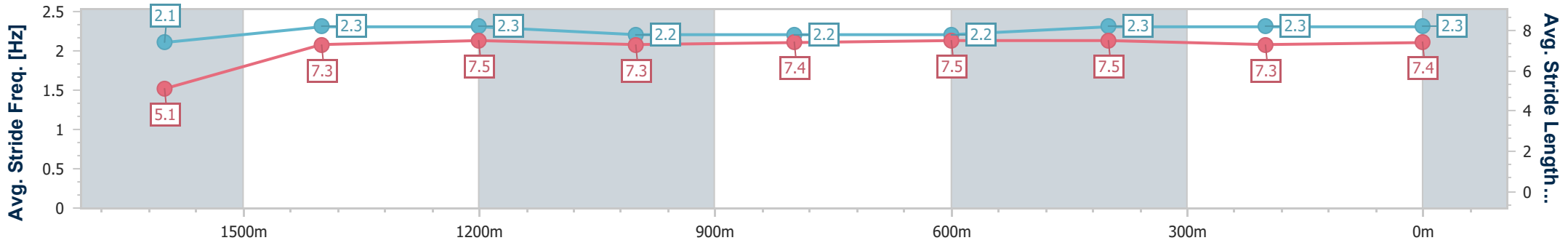
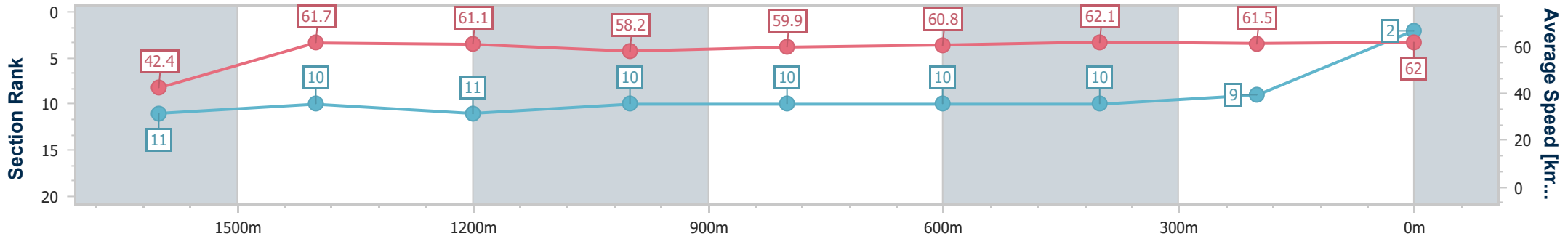
Race 6: GORDON'S GIN Class 1 Plate - 1700m

01 May 2024 - 15:30



Track Rating: Soft 5, Weather: Fine, Rail Position: +9.5m Entire

Section	Overall	1600m	1400m	1200m	1000m	800m	600m	400m	200m
Section Times	1:44.12 [2] (0:08.93)	1:35.19 [11] (0:11.68)	1:23.51 [10] (0:11.89)	1:11.62 [11] (0:12.39)	0:59.23 [10] (0:12.10)	0:47.13 [10] (0:11.88)	0:35.25 [10] (0:11.74)	0:23.51 [10] (0:11.81)	0:11.70 [9] (0:11.70)
Average Speed [km/h]	42.4	61.7	61.1	58.2	59.9	60.8	62.1	61.5	62.0
Top Speed [km/h]	60.0	64.0	61.7	58.9	61.6	61.6	63.0	63.1	63.7
Avg. Dist. to Rail [m]	21.4	2.1	0.4	0.4	0.4	0.4	1.1	2.8	2.9
Avg. Stride Freq. [Hz]	2.1	2.3	2.3	2.2	2.2	2.2	2.3	2.3	2.3
Avg. Stride Length [m]	5.1	7.3	7.5	7.3	7.4	7.5	7.5	7.3	7.4



- [] Ranking at each section and finish
- .-.- No data available at this section
- NA No data available



Horse/Jockey Name	Rock Ya
Final Rank	3
Fastest Section Time (Section)	0:08.52 (Overall)
Top Speed [km/h] (Section)	64.7 (1600m)
Race State	Finished



Ipswich QLD Professional

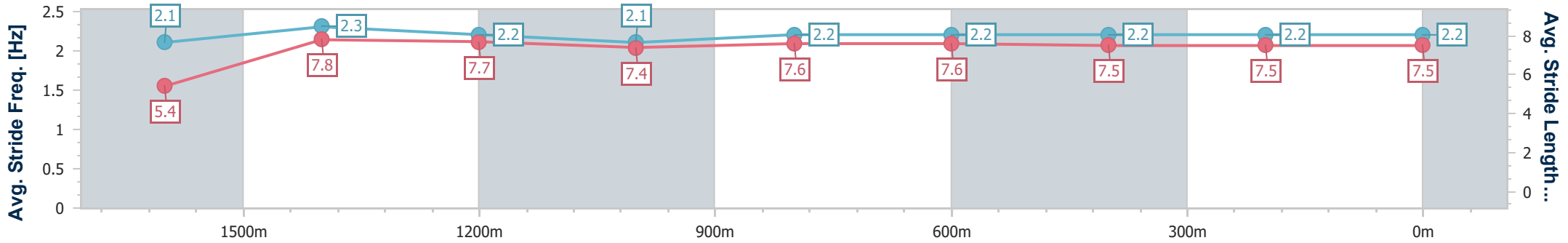
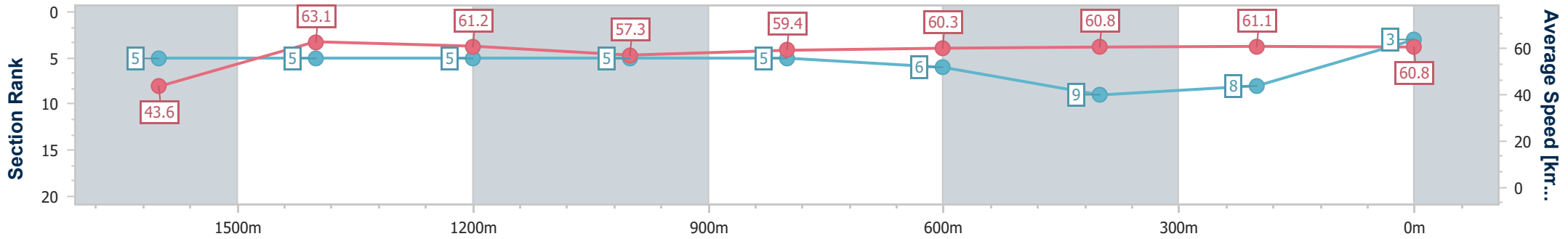
Race 6: GORDON'S GIN Class 1 Plate - 1700m



01 May 2024 - 15:30

Track Rating: Soft 5, Weather: Fine, Rail Position: +9.5m Entire

Section	Overall	1600m	1400m	1200m	1000m	800m	600m	400m	200m
Section Times	1:44.20 [3] (0:08.52)	1:35.68 [5] (0:11.42)	1:24.26 [5] (0:11.85)	1:12.41 [5] (0:12.59)	0:59.82 [5] (0:12.21)	0:47.61 [5] (0:11.97)	0:35.64 [6] (0:11.90)	0:23.74 [9] (0:11.82)	0:11.92 [8] (0:11.92)
Average Speed [km/h]	43.6	63.1	61.2	57.3	59.4	60.3	60.8	61.1	60.8
Top Speed [km/h]	62.2	64.7	62.4	59.4	60.7	61.1	62.5	61.6	61.7
Avg. Dist. to Rail [m]	21.5	0.8	0.3	0.4	0.3	0.2	0.3	1.3	1.6
Avg. Stride Freq. [Hz]	2.1	2.3	2.2	2.1	2.2	2.2	2.2	2.2	2.2
Avg. Stride Length [m]	5.4	7.8	7.7	7.4	7.6	7.6	7.5	7.5	7.5



- [] Ranking at each section and finish
- .-.- No data available at this section
- NA No data available



Horse/Jockey Name	Tokyo Bandit
Final Rank	4
Fastest Section Time (Section)	0:08.27 (Overall)
Top Speed [km/h] (Section)	69.4 (1600m)
Race State	Finished



Ipswich QLD Professional

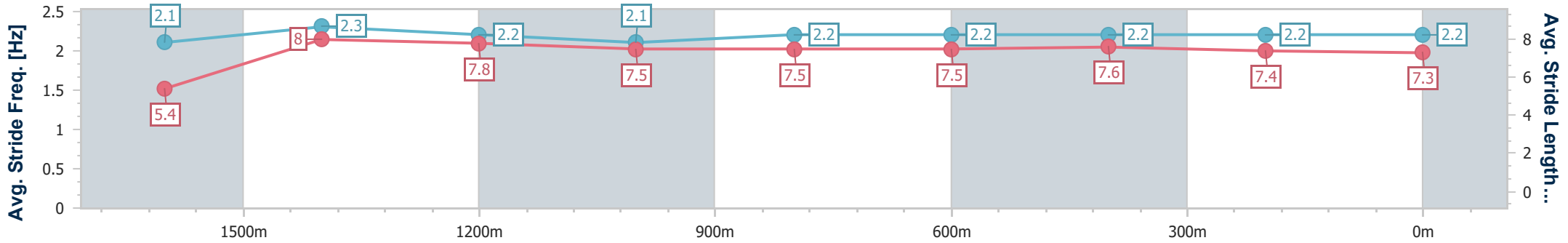
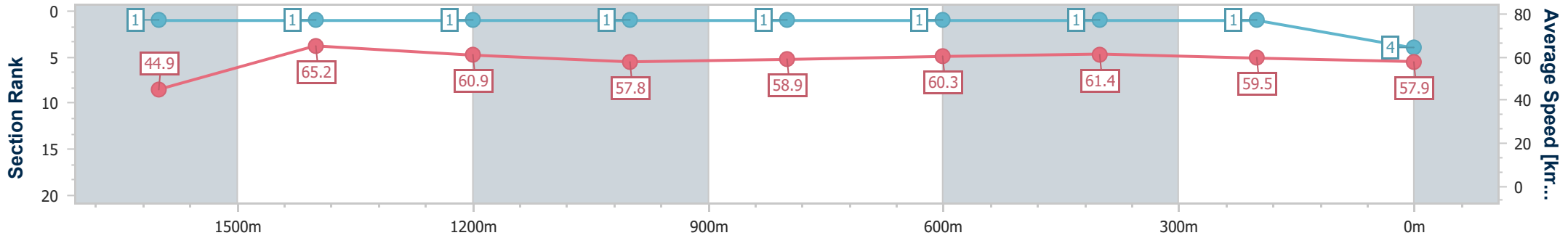
Race 6: GORDON'S GIN Class 1 Plate - 1700m

01 May 2024 - 15:30



Track Rating: Soft 5, Weather: Fine, Rail Position: +9.5m Entire

Section	Overall	1600m	1400m	1200m	1000m	800m	600m	400m	200m
Section Times	1:44.24 [4] (0:08.27)	1:35.97 [1] (0:11.10)	1:24.87 [1] (0:11.84)	1:13.03 [1] (0:12.52)	1:00.51 [1] (0:12.25)	0:48.26 [1] (0:11.92)	0:36.34 [1] (0:11.72)	0:24.62 [1] (0:12.09)	0:12.53 [1] (0:12.53)
Average Speed [km/h]	44.9	65.2	60.9	57.8	58.9	60.3	61.4	59.5	57.9
Top Speed [km/h]	63.1	69.4	63.3	58.3	59.6	61.7	62.4	60.4	59.1
Avg. Dist. to Rail [m]	19.7	0.7	0.5	0.5	0.5	1.1	1.3	1.1	0.7
Avg. Stride Freq. [Hz]	2.1	2.3	2.2	2.1	2.2	2.2	2.2	2.2	2.2
Avg. Stride Length [m]	5.4	8.0	7.8	7.5	7.5	7.5	7.6	7.4	7.3



- [] Ranking at each section and finish
- .-.- No data available at this section
- NA No data available



Horse/Jockey Name	La Seule
Final Rank	5
Fastest Section Time (Section)	0:08.81 (Overall)
Top Speed [km/h] (Section)	65.0 (1600m)
Race State	Finished



Ipswich QLD Professional

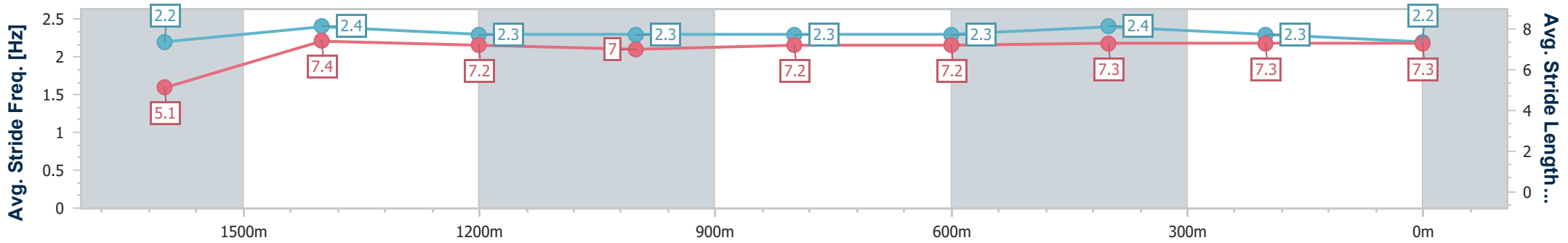
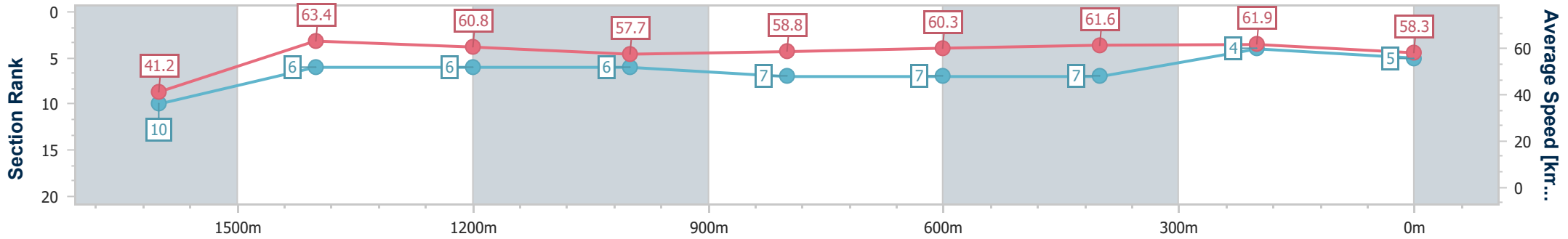
Race 6: GORDON'S GIN Class 1 Plate - 1700m



01 May 2024 - 15:30

Track Rating: Soft 5, Weather: Fine, Rail Position: +9.5m Entire

Section	Overall	1600m	1400m	1200m	1000m	800m	600m	400m	200m
Section Times	1:44.55 [5] (0:08.81)	1:35.74 [10] (0:11.39)	1:24.35 [6] (0:11.73)	1:12.62 [6] (0:12.49)	1:00.13 [6] (0:12.24)	0:47.89 [7] (0:11.96)	0:35.93 [7] (0:11.74)	0:24.19 [7] (0:11.76)	0:12.43 [4] (0:12.43)
Average Speed [km/h]	41.2	63.4	60.8	57.7	58.8	60.3	61.6	61.9	58.3
Top Speed [km/h]	63.5	65.0	63.2	59.1	60.1	61.4	63.5	64.3	60.7
Avg. Dist. to Rail [m]	17.7	2.8	2.6	1.4	0.4	0.4	0.4	1.5	0.5
Avg. Stride Freq. [Hz]	2.2	2.4	2.3	2.3	2.3	2.3	2.4	2.3	2.2
Avg. Stride Length [m]	5.1	7.4	7.2	7.0	7.2	7.2	7.3	7.3	7.3



- [] Ranking at each section and finish
- .-.- No data available at this section
- NA No data available



Horse/Jockey Name	Saxon Brave
Final Rank	6
Fastest Section Time (Section)	0:08.39 (Overall)
Top Speed [km/h] (Section)	65.9 (1600m)
Race State	Finished



Ipswich QLD Professional

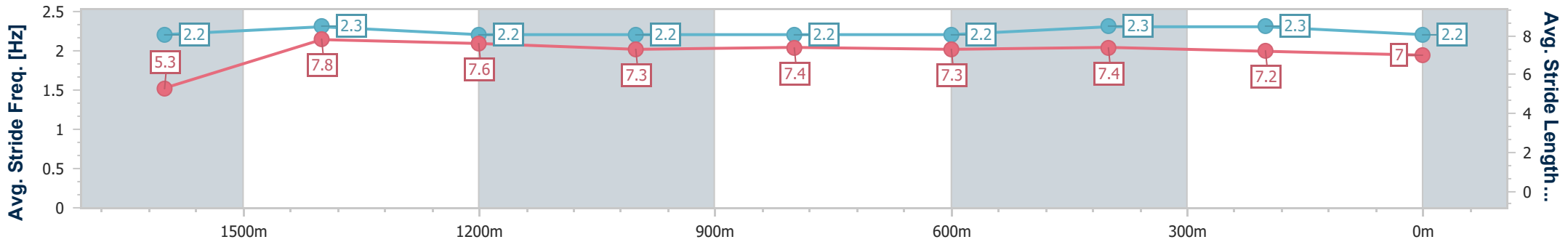
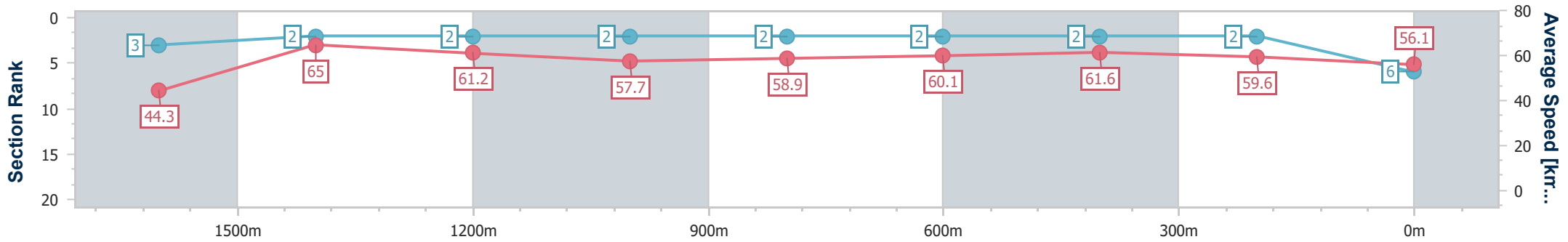
Race 6: GORDON'S GIN Class 1 Plate - 1700m

01 May 2024 - 15:30



Track Rating: Soft 5, Weather: Fine, Rail Position: +9.5m Entire

Section	Overall	1600m	1400m	1200m	1000m	800m	600m	400m	200m
Section Times	1:44.76 [6] (0:08.39)	1:36.37 [3] (0:11.11)	1:25.26 [2] (0:11.81)	1:13.45 [2] (0:12.50)	1:00.95 [2] (0:12.26)	0:48.69 [2] (0:12.02)	0:36.67 [2] (0:11.69)	0:24.98 [2] (0:12.13)	0:12.85 [2] (0:12.85)
Average Speed [km/h]	44.3	65.0	61.2	57.7	58.9	60.1	61.6	59.6	56.1
Top Speed [km/h]	62.3	65.9	64.1	58.4	60.0	61.7	62.8	61.8	59.0
Avg. Dist. to Rail [m]	18.9	1.1	0.7	0.6	0.2	0.1	0.6	0.6	0.5
Avg. Stride Freq. [Hz]	2.2	2.3	2.2	2.2	2.2	2.2	2.3	2.3	2.2
Avg. Stride Length [m]	5.3	7.8	7.6	7.3	7.4	7.3	7.4	7.2	7.0



- [] Ranking at each section and finish
- .-.- No data available at this section
- NA No data available



Horse/Jockey Name	Pleadeel
Final Rank	7
Fastest Section Time (Section)	0:08.79 (Overall)
Top Speed [km/h] (Section)	63.7 (1400m)
Race State	Finished



Ipswich QLD Professional

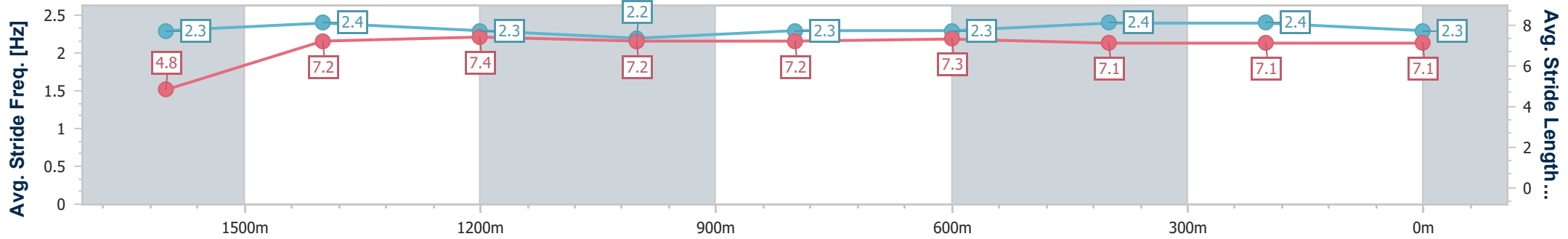
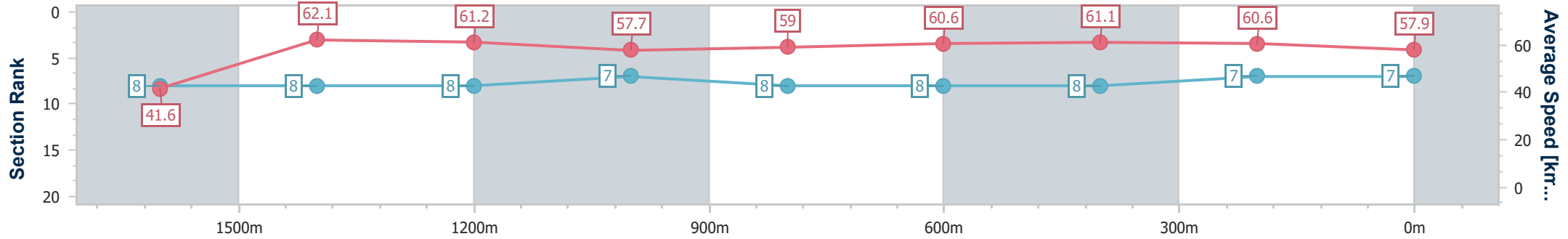
Race 6: GORDON'S GIN Class 1 Plate - 1700m

01 May 2024 - 15:30



Track Rating: Soft 5, Weather: Fine, Rail Position: +9.5m Entire

Section	Overall	1600m	1400m	1200m	1000m	800m	600m	400m	200m
Section Times	1:44.80 [7] (0:08.79)	1:36.01 [8] (0:11.63)	1:24.38 [8] (0:11.74)	1:12.64 [8] (0:12.45)	1:00.19 [7] (0:12.20)	0:47.99 [8] (0:11.89)	0:36.10 [8] (0:11.74)	0:24.36 [8] (0:11.83)	0:12.53 [7] (0:12.53)
Average Speed [km/h]	41.6	62.1	61.2	57.7	59.0	60.6	61.1	60.6	57.9
Top Speed [km/h]	61.5	63.0	63.7	59.3	60.9	61.7	62.5	61.8	60.0
Avg. Dist. to Rail [m]	18.4	0.7	1.4	1.3	1.0	1.0	1.3	1.0	0.8
Avg. Stride Freq. [Hz]	2.3	2.4	2.3	2.2	2.3	2.3	2.4	2.4	2.3
Avg. Stride Length [m]	4.8	7.2	7.4	7.2	7.2	7.3	7.1	7.1	7.1



- [] Ranking at each section and finish
- .-.- No data available at this section
- NA No data available



Horse/Jockey Name	Tuki Twelve
Final Rank	8
Fastest Section Time (Section)	0:08.81 (Overall)
Top Speed [km/h] (Section)	62.0 (1400m)
Race State	Finished



Ipswich QLD Professional

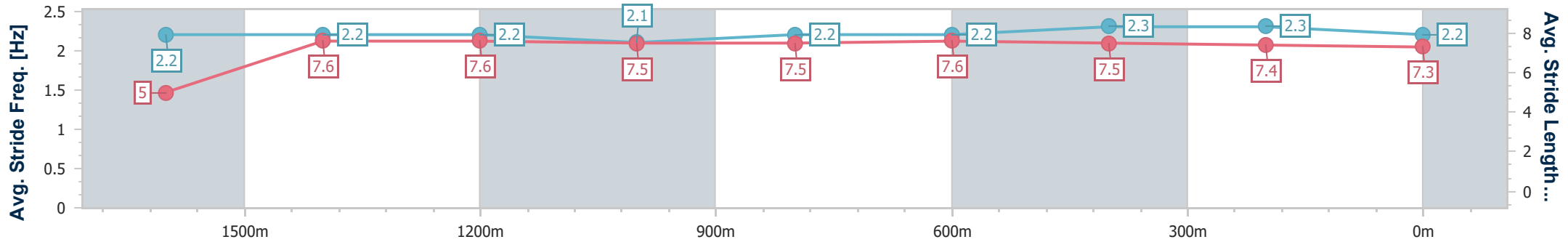
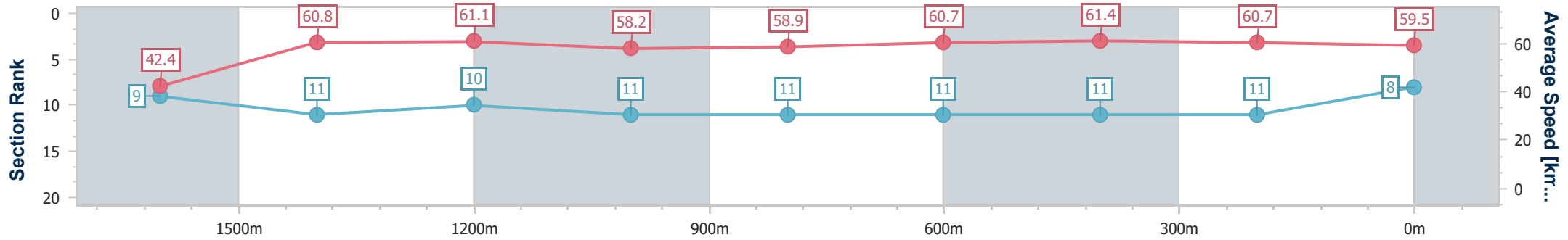
Race 6: GORDON'S GIN Class 1 Plate - 1700m

01 May 2024 - 15:30



Track Rating: Soft 5, Weather: Fine, Rail Position: +9.5m Entire

Section	Overall	1600m	1400m	1200m	1000m	800m	600m	400m	200m
Section Times	1:44.80 [8] (0:08.81)	1:35.99 [9] (0:11.88)	1:24.11 [11] (0:11.81)	1:12.30 [10] (0:12.41)	0:59.89 [11] (0:12.26)	0:47.63 [11] (0:11.89)	0:35.74 [11] (0:11.73)	0:24.01 [11] (0:11.83)	0:12.18 [11] (0:12.18)
Average Speed [km/h]	42.4	60.8	61.1	58.2	58.9	60.7	61.4	60.7	59.5
Top Speed [km/h]	58.6	61.7	62.0	59.2	60.5	61.3	61.7	61.6	60.8
Avg. Dist. to Rail [m]	20.3	0.9	0.3	0.3	0.4	0.8	0.8	1.2	2.2
Avg. Stride Freq. [Hz]	2.2	2.2	2.2	2.1	2.2	2.2	2.3	2.3	2.2
Avg. Stride Length [m]	5.0	7.6	7.6	7.5	7.5	7.6	7.5	7.4	7.3



- [] Ranking at each section and finish
- .-.- No data available at this section
- NA No data available



Horse/Jockey Name	New Level
Final Rank	9
Fastest Section Time (Section)	0:08.29 (Overall)
Top Speed [km/h] (Section)	65.3 (1600m)
Race State	Finished



Ipswich QLD Professional

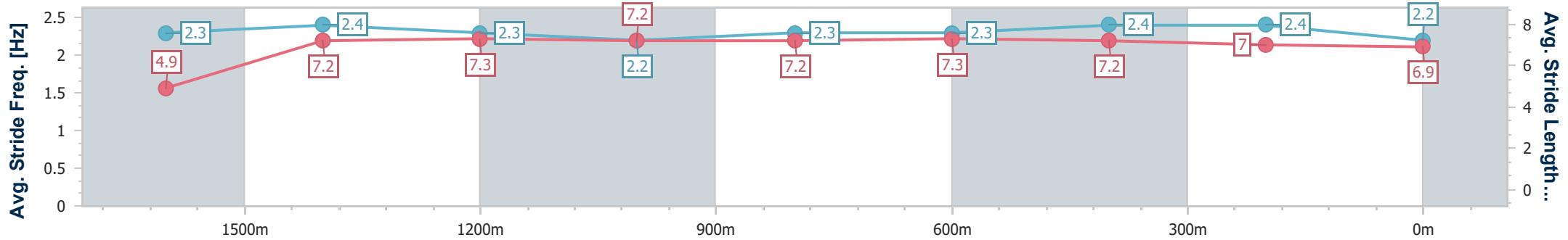
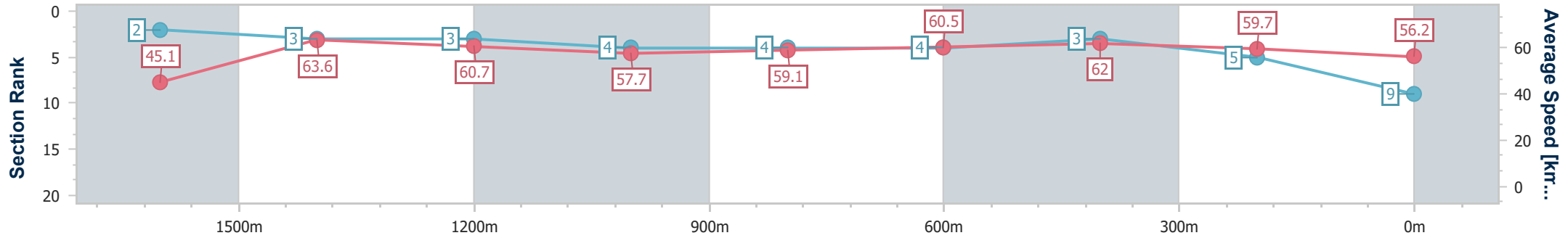
Race 6: GORDON'S GIN Class 1 Plate - 1700m

01 May 2024 - 15:30



Track Rating: Soft 5, Weather: Fine, Rail Position: +9.5m Entire

Section	Overall	1600m	1400m	1200m	1000m	800m	600m	400m	200m
Section Times	1:45.02 [9] (0:08.29)	1:36.73 [2] (0:11.33)	1:25.40 [3] (0:11.90)	1:13.50 [3] (0:12.58)	1:00.92 [4] (0:12.24)	0:48.68 [4] (0:11.95)	0:36.73 [4] (0:11.66)	0:25.07 [3] (0:12.19)	0:12.88 [5] (0:12.88)
Average Speed [km/h]	45.1	63.6	60.7	57.7	59.1	60.5	62.0	59.7	56.2
Top Speed [km/h]	61.1	65.3	63.5	59.9	60.4	63.0	63.4	61.5	57.6
Avg. Dist. to Rail [m]	21.5	1.0	0.2	0.5	0.6	0.2	0.5	1.8	1.6
Avg. Stride Freq. [Hz]	2.3	2.4	2.3	2.2	2.3	2.3	2.4	2.4	2.2
Avg. Stride Length [m]	4.9	7.2	7.3	7.2	7.2	7.3	7.2	7.0	6.9



- [] Ranking at each section and finish
- .-.- No data available at this section
- NA No data available



Horse/Jockey Name	Blue Ray
Final Rank	10
Fastest Section Time (Section)	0:08.78 (Overall)
Top Speed [km/h] (Section)	63.7 (400m)
Race State	Finished



Ipswich QLD Professional

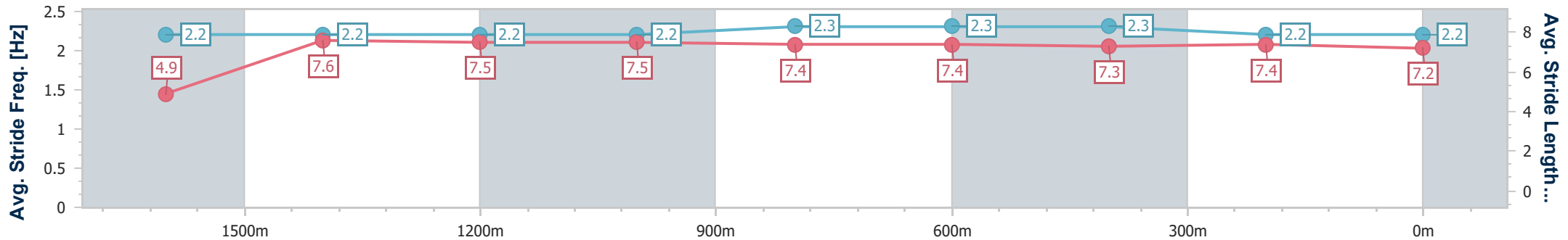
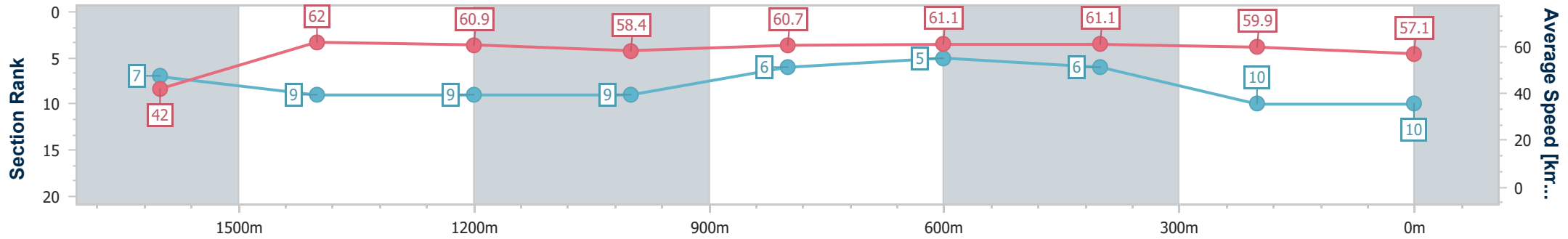
Race 6: GORDON'S GIN Class 1 Plate - 1700m

01 May 2024 - 15:30



Track Rating: Soft 5, Weather: Fine, Rail Position: +9.5m Entire

Section	Overall	1600m	1400m	1200m	1000m	800m	600m	400m	200m
Section Times	1:45.22 [10] (0:08.78)	1:36.44 [7] (0:11.68)	1:24.76 [9] (0:11.87)	1:12.89 [9] (0:12.37)	1:00.52 [9] (0:11.96)	0:48.56 [6] (0:11.85)	0:36.71 [5] (0:11.84)	0:24.87 [6] (0:12.14)	0:12.73 [10] (0:12.73)
Average Speed [km/h]	42.0	62.0	60.9	58.4	60.7	61.1	61.1	59.9	57.1
Top Speed [km/h]	60.7	62.8	62.5	59.6	62.0	62.6	63.3	63.7	59.4
Avg. Dist. to Rail [m]	19.0	0.8	0.5	0.5	1.1	0.6	0.9	2.4	3.3
Avg. Stride Freq. [Hz]	2.2	2.2	2.2	2.2	2.3	2.3	2.3	2.2	2.2
Avg. Stride Length [m]	4.9	7.6	7.5	7.5	7.4	7.4	7.3	7.4	7.2



- [] Ranking at each section and finish
- .-.- No data available at this section
- NA No data available



Horse/Jockey Name	Per Capita
Final Rank	11
Fastest Section Time (Section)	0:08.41 (Overall)
Top Speed [km/h] (Section)	64.5 (1600m)
Race State	Finished



Ipswich QLD Professional

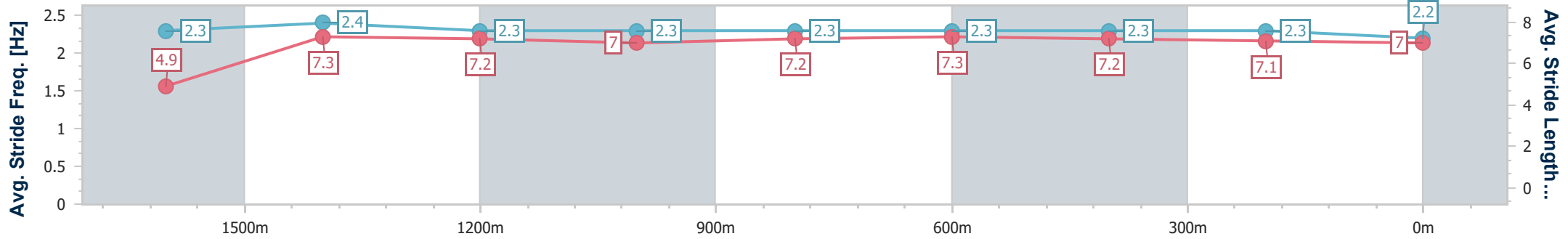
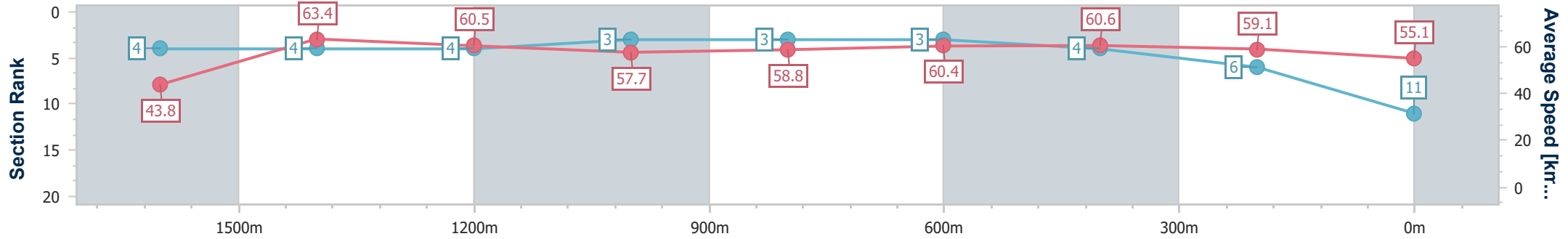
Race 6: GORDON'S GIN Class 1 Plate - 1700m

01 May 2024 - 15:30



Track Rating: Soft 5, Weather: Fine, Rail Position: +9.5m Entire

Section	Overall	1600m	1400m	1200m	1000m	800m	600m	400m	200m
Section Times	1:45.39 [11] (0:08.41)	1:36.98 [4] (0:11.36)	1:25.62 [4] (0:11.86)	1:13.76 [4] (0:12.45)	1:01.31 [3] (0:12.25)	0:49.06 [3] (0:11.92)	0:37.14 [3] (0:11.82)	0:25.32 [4] (0:12.18)	0:13.14 [6] (0:13.14)
Average Speed [km/h]	43.8	63.4	60.5	57.7	58.8	60.4	60.6	59.1	55.1
Top Speed [km/h]	61.8	64.5	62.2	59.6	60.1	61.8	61.9	59.8	58.3
Avg. Dist. to Rail [m]	18.9	0.9	1.2	1.1	0.8	1.1	1.1	1.7	1.5
Avg. Stride Freq. [Hz]	2.3	2.4	2.3	2.3	2.3	2.3	2.3	2.3	2.2
Avg. Stride Length [m]	4.9	7.3	7.2	7.0	7.2	7.3	7.2	7.1	7.0



- [] Ranking at each section and finish
- .-.- No data available at this section
- NA No data available