

Track Rating: Soft 5, Weather: Fine, Rail Position: +9.5m Entire

Section		Field Times												
Overall	1600m	1400m	1200m	1000m	800m	600m	Last 600m							
1:43.55 (0:08.51)	1:35.04 (0:11.15)	1:23.89 (0:11.62)	1:12.27 (0:12.37)	0:59.90 (0:12.19)	0:47.71 (0:12.14)	0:35.57 (0:11.72)	0:35.57							
Rank	TAB	Horse/Jockey	Barrier	Top Speed [km/h]	Fastest Section								Distance Travelled [m]	
1	11	<b>KINETIC</b> Ryan Maloney	3	64.9 1600m	0:08.75 Overall	1:43.55 [1] (0:08.75)	1:34.80 [5] (0:11.47)	1:23.33 [4] (0:11.71)	1:11.62 [4] (0:12.12)	0:59.50 [4] (0:12.14)	0:47.36 [3] (0:12.06)	0:35.30 [4] (0:11.73)	0:35.30	
2	17	<b>BITOFTHEBLARNEY</b> Jake Bayliss	6	64.8 800m	0:09.04 Overall	1:43.86 [2] (0:09.04)	1:34.82 [7] (0:11.46)	1:23.36 [7] (0:11.75)	1:11.61 [7] (0:12.28)	0:59.33 [7] (0:12.11)	0:47.22 [7] (0:11.64)	0:35.58 [5] (0:11.45)	0:35.58	+7
3	5	<b>SIAN STAR</b> Cejay Graham	9	65.8 1600m	0:08.51 Overall	1:43.98 [3] (0:08.51)	1:35.47 [1] (0:11.23)	1:24.24 [2] (0:11.67)	1:12.57 [2] (0:12.41)	1:00.16 [2] (0:12.15)	0:48.01 [2] (0:12.07)	0:35.94 [2] (0:11.66)	0:35.94	+3
4	7	<b>HOUSTON ROCKET</b> Justin Huxtable	4	64.5 1600m	0:09.00 Overall	1:44.21 [4] (0:09.00)	1:35.21 [6] (0:11.48)	1:23.73 [6] (0:11.75)	1:11.98 [6] (0:12.16)	0:59.82 [6] (0:12.13)	0:47.69 [6] (0:11.91)	0:35.78 [7] (0:11.76)	0:35.78	+6
5	9	<b>APERITIVO</b> Samantha Collett	2	66.5 1600m	0:08.52 Overall	1:44.43 [5] (0:08.52)	1:35.91 [2] (0:11.14)	1:24.77 [1] (0:11.62)	1:13.15 [1] (0:12.37)	1:00.78 [1] (0:12.19)	0:48.59 [1] (0:12.14)	0:36.45 [1] (0:11.77)	0:36.45	-1
6	2	<b>JUPITUS</b> Vlad Duric	13	67.4 800m	0:09.24 Overall	1:44.54 [6] (0:09.24)	1:35.30 [8] (0:11.54)	1:23.76 [8] (0:11.79)	1:11.97 [8] (0:12.27)	0:59.70 [8] (0:12.16)	0:47.54 [8] (0:11.61)	0:35.93 [8] (0:11.49)	0:35.93	+13
7	4	<b>BASSAC LANE</b> Robbie Dolan	10	63.6 1600m	0:08.68 Overall	1:44.69 [7] (0:08.68)	1:36.01 [4] (0:11.55)	1:24.46 [5] (0:11.78)	1:12.68 [5] (0:12.25)	1:00.43 [5] (0:12.14)	0:48.29 [5] (0:11.95)	0:36.34 [6] (0:12.06)	0:36.34	+5
8	1	<b>LEATHER JACKET LEW</b> Boris Thornton	5	64.3 1600m	0:08.55 Overall	1:44.87 [8] (0:08.55)	1:36.32 [3] (0:11.46)	1:24.86 [3] (0:11.70)	1:13.16 [3] (0:12.33)	1:00.83 [3] (0:12.16)	0:48.67 [4] (0:11.88)	0:36.79 [3] (0:11.93)	0:36.79	+7

Scratched: Sienna's Award (#13), Brave Maso (#10), Tambourine Man (#14), Shy Guy (#12), Mannerheim (#16), Two Smokin Barrels (#6), Aswaat (#8), Kerchak (#3), New Level (#15)



# Ipswich QLD Professional

## Race 5: SCHWEPPE'S BENCHMARK 68 Handicap - 1700m

01 May 2024 - 14:53



Track Rating: Soft 5, Weather: Fine, Rail Position: +9.5m Entire

Section				400m	200m			Last 600m		
Field Times				0:23.85 (0:11.80)	0:12.05 (0:12.05)			0:35.57		
Rank	TAB	Horse/Jockey	Barrier	Top Speed [km/h]	Fastest Section	Margin				Distance Travelled [m]
1	11	<b>KINETIC</b> Ryan Maloney	3	64.9 1600m	0:08.75 Overall	0:23.57 [4] (0:11.67)	0:11.90 [3] (0:11.90)	1:43.55		0:35.30
2	17	<b>BITOFTHEBLARNEY</b> Jake Bayliss	6	64.8 800m	0:09.04 Overall	0:24.13 [2] (0:11.77)	0:12.36 [1] (0:12.36)	0.31L		0:35.58 +7
3	5	<b>SIAN STAR</b> Cejay Graham	9	65.8 1600m	0:08.51 Overall	0:24.28 [1] (0:11.84)	0:12.44 [2] (0:12.44)	0.12L		0:35.94 +3
4	7	<b>HOUSTON ROCKET</b> Justin Huxtable	4	64.5 1600m	0:09.00 Overall	0:24.02 [7] (0:11.96)	0:12.06 [6] (0:12.06)	0.23L		0:35.78 +6
5	9	<b>APERITIVO</b> Samantha Collett	2	66.5 1600m	0:08.52 Overall	0:24.68 [3] (0:12.00)	0:12.68 [4] (0:12.68)	0.22L		0:36.45 -1
6	2	<b>JUPITUS</b> Vlad Duric	13	67.4 800m	0:09.24 Overall	0:24.44 [6] (0:11.95)	0:12.49 [5] (0:12.49)	0.11L		0:35.93 +13
7	4	<b>BASSAC LANE</b> Robbie Dolan	10	63.6 1600m	0:08.68 Overall	0:24.28 [8] (0:11.93)	0:12.35 [8] (0:12.35)	0.15L		0:36.34 +5
8	1	<b>LEATHER JACKET LEW</b> Boris Thornton	5	64.3 1600m	0:08.55 Overall	0:24.86 [5] (0:12.26)	0:12.60 [7] (0:12.60)	0.18L		0:36.79 +7

Scratched: Sienna's Award (#13), Brave Maso (#10), Tambourine Man (#14), Shy Guy (#12), Mannerheim (#16), Two Smokin Barrels (#6), Aswaat (#8), Kerchak (#3), New Level (#15)

[ ] Ranking at each section and finish  
 -:-:- No data available at this section  
 NA No data available

SCN Saddle cloth number  
 DNF Did not finish  
 DNT Did not track



Horse/Jockey Name	Kinetic
Final Rank	1
Fastest Section Time (Section)	0:08.75 (Overall)
Top Speed [km/h] (Section)	64.9 (1600m)
Race State	Finished



### Ipswich QLD Professional

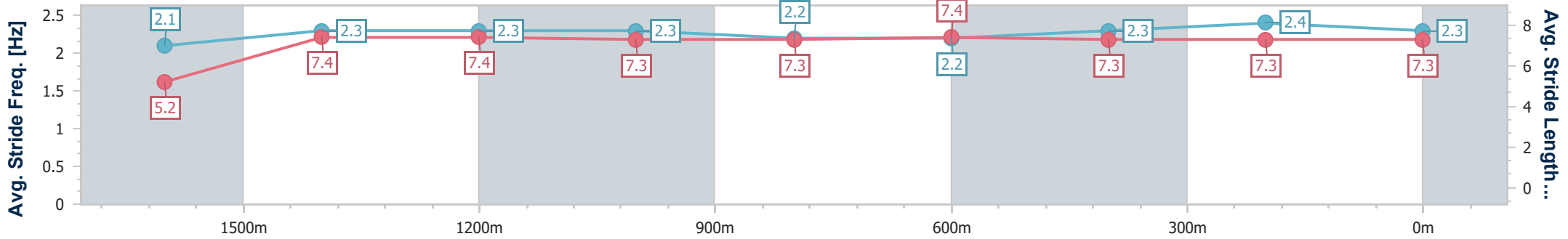
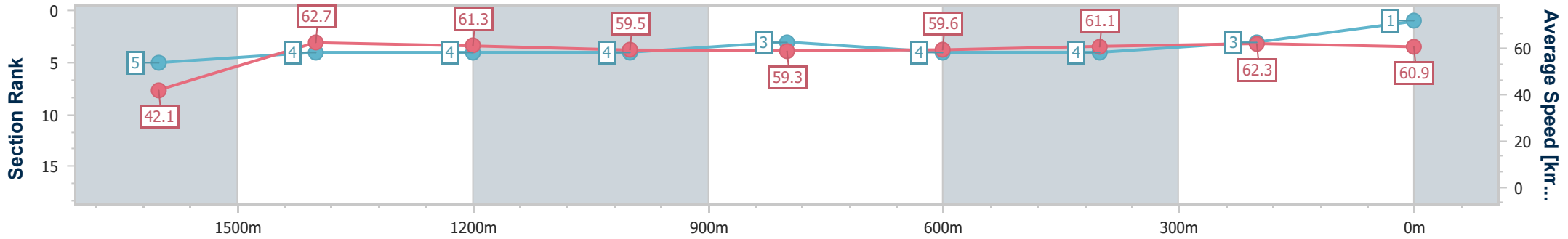
Race 5: SCHWEPPE'S BENCHMARK 68 Handicap - 1700m

01 May 2024 - 14:53



Track Rating: Soft 5, Weather: Fine, Rail Position: +9.5m Entire

Section	Overall	1600m	1400m	1200m	1000m	800m	600m	400m	200m
Section Times	1:43.55 [1] (0:08.75)	1:34.80 [5] (0:11.47)	1:23.33 [4] (0:11.71)	1:11.62 [4] (0:12.12)	0:59.50 [4] (0:12.14)	0:47.36 [3] (0:12.06)	0:35.30 [4] (0:11.73)	0:23.57 [4] (0:11.67)	0:11.90 [3] (0:11.90)
Average Speed [km/h]	42.1	62.7	61.3	59.5	59.3	59.6	61.1	62.3	60.9
Top Speed [km/h]	60.3	64.9	62.3	60.3	60.2	60.4	62.0	63.4	63.0
Avg. Dist. to Rail [m]	18.3	1.0	1.0	0.9	0.9	1.2	0.9	1.8	2.4
Avg. Stride Freq. [Hz]	2.1	2.3	2.3	2.3	2.2	2.2	2.3	2.4	2.3
Avg. Stride Length [m]	5.2	7.4	7.4	7.3	7.3	7.4	7.3	7.3	7.3



- [ ] Ranking at each section and finish
- .-.- No data available at this section
- NA No data available



Horse/Jockey Name	Bitoftheblarney
Final Rank	2
Fastest Section Time (Section)	0:09.04 (Overall)
Top Speed [km/h] (Section)	64.8 (800m)
Race State	Finished



### Ipswich QLD Professional

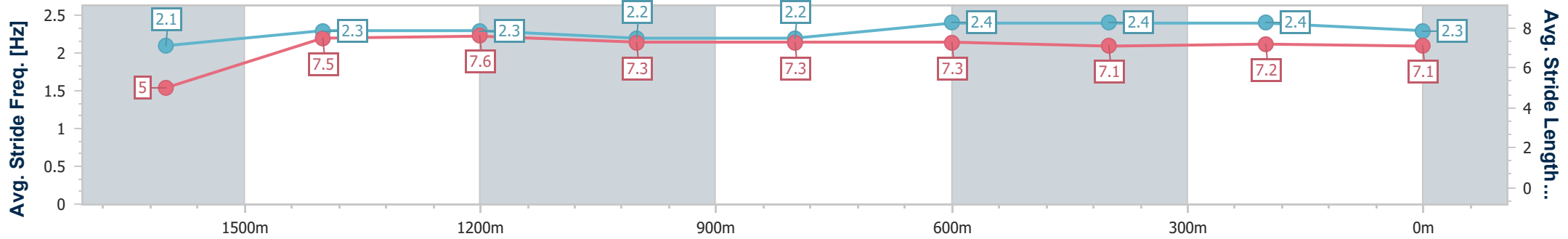
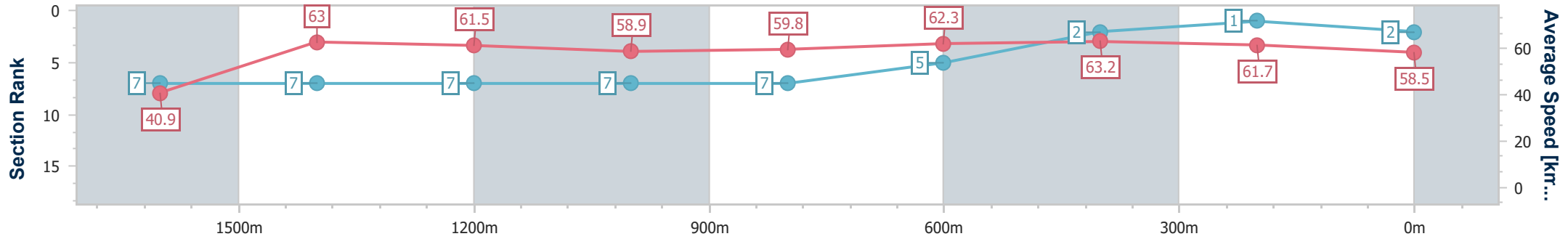
Race 5: SCHWEPPE'S BENCHMARK 68 Handicap - 1700m

01 May 2024 - 14:53



Track Rating: Soft 5, Weather: Fine, Rail Position: +9.5m Entire

Section	Overall	1600m	1400m	1200m	1000m	800m	600m	400m	200m
Section Times	1:43.86 [2] (0:09.04)	1:34.82 [7] (0:11.46)	1:23.36 [7] (0:11.75)	1:11.61 [7] (0:12.28)	0:59.33 [7] (0:12.11)	0:47.22 [7] (0:11.64)	0:35.58 [5] (0:11.45)	0:24.13 [2] (0:11.77)	0:12.36 [1] (0:12.36)
Average Speed [km/h]	40.9	63.0	61.5	58.9	59.8	62.3	63.2	61.7	58.5
Top Speed [km/h]	60.3	64.2	63.8	60.1	61.8	64.8	64.1	63.0	60.6
Avg. Dist. to Rail [m]	21.0	0.4	0.5	0.3	0.1	0.9	1.2	0.9	1.5
Avg. Stride Freq. [Hz]	2.1	2.3	2.3	2.2	2.2	2.4	2.4	2.4	2.3
Avg. Stride Length [m]	5.0	7.5	7.6	7.3	7.3	7.3	7.1	7.2	7.1



- [ ] Ranking at each section and finish
- .-.- No data available at this section
- NA No data available



Horse/Jockey Name	Sian Star
Final Rank	3
Fastest Section Time (Section)	0:08.51 (Overall)
Top Speed [km/h] (Section)	65.8 (1600m)
Race State	Finished



### Ipswich QLD Professional

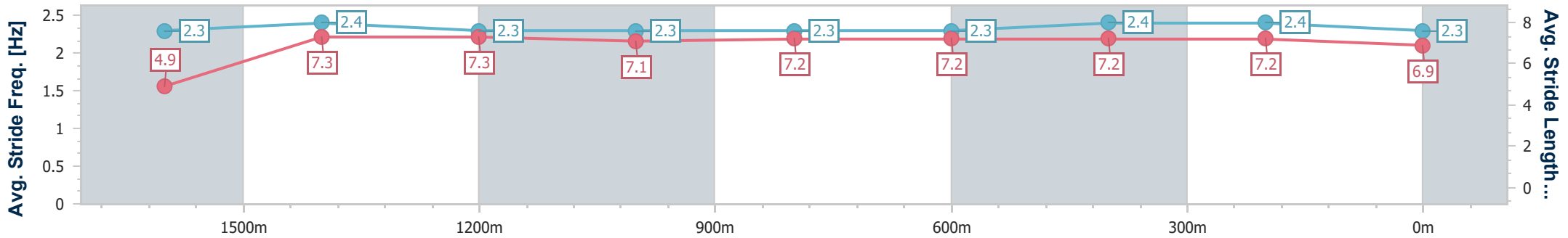
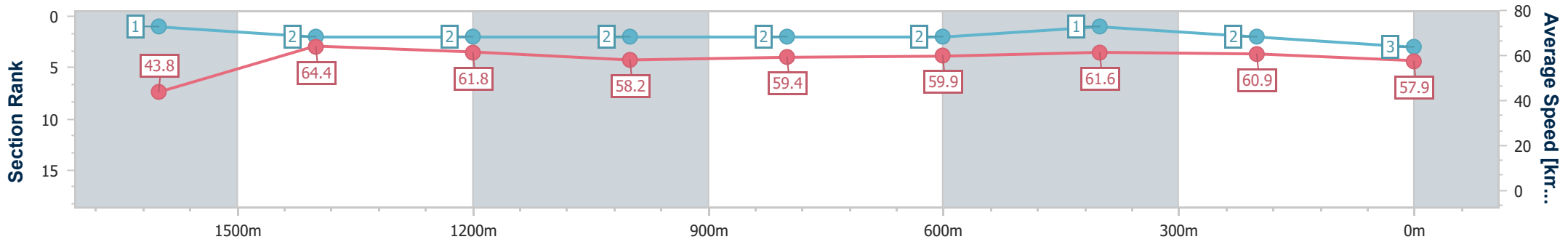
Race 5: SCHWEPPE'S BENCHMARK 68 Handicap - 1700m

01 May 2024 - 14:53



Track Rating: Soft 5, Weather: Fine, Rail Position: +9.5m Entire

Section	Overall	1600m	1400m	1200m	1000m	800m	600m	400m	200m
Section Times	1:43.98 [3] (0:08.51)	1:35.47 [1] (0:11.23)	1:24.24 [2] (0:11.67)	1:12.57 [2] (0:12.41)	1:00.16 [2] (0:12.15)	0:48.01 [2] (0:12.07)	0:35.94 [2] (0:11.66)	0:24.28 [1] (0:11.84)	0:12.44 [2] (0:12.44)
Average Speed [km/h]	43.8	64.4	61.8	58.2	59.4	59.9	61.6	60.9	57.9
Top Speed [km/h]	61.2	65.8	63.4	60.5	60.4	61.5	62.5	62.3	60.2
Avg. Dist. to Rail [m]	21.8	1.9	0.2	0.3	0.5	0.1	0.5	0.5	0.1
Avg. Stride Freq. [Hz]	2.3	2.4	2.3	2.3	2.3	2.3	2.4	2.4	2.3
Avg. Stride Length [m]	4.9	7.3	7.3	7.1	7.2	7.2	7.2	7.2	6.9



- [ ] Ranking at each section and finish
- .-.- No data available at this section
- NA No data available



Horse/Jockey Name	Houston Rocket
Final Rank	4
Fastest Section Time (Section)	0:09.00 (Overall)
Top Speed [km/h] (Section)	64.5 (1600m)
Race State	Finished



### Ipswich QLD Professional

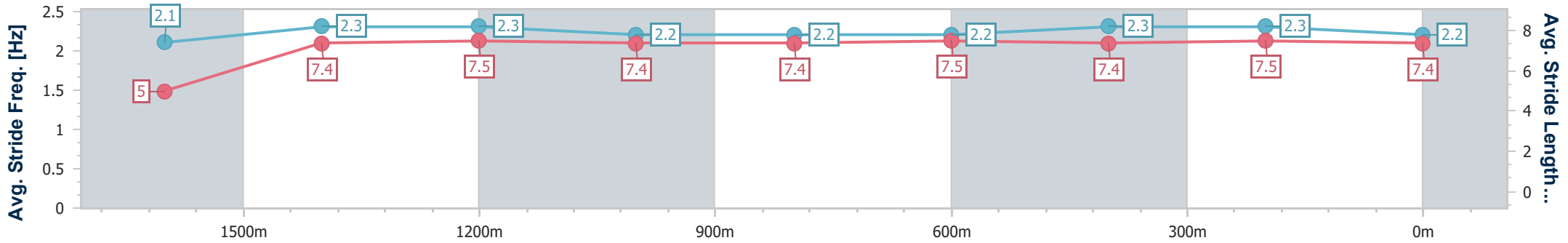
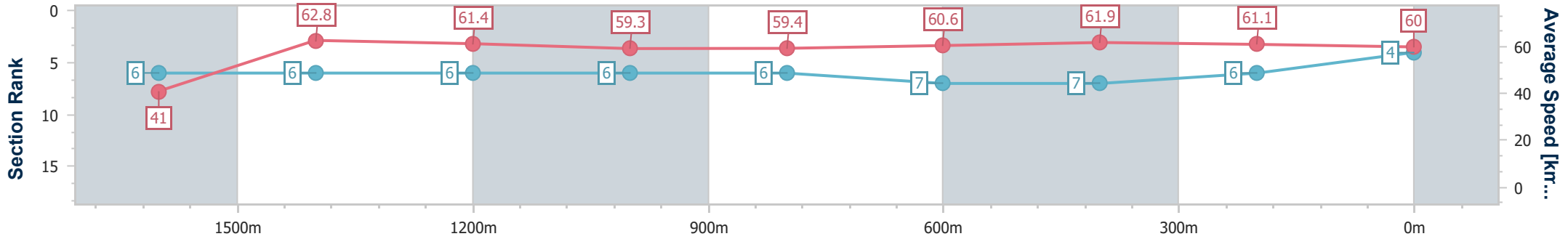
Race 5: SCHWEPPE'S BENCHMARK 68 Handicap - 1700m

01 May 2024 - 14:53



Track Rating: Soft 5, Weather: Fine, Rail Position: +9.5m Entire

Section	Overall	1600m	1400m	1200m	1000m	800m	600m	400m	200m
Section Times	1:44.21 [4] (0:09.00)	1:35.21 [6] (0:11.48)	1:23.73 [6] (0:11.75)	1:11.98 [6] (0:12.16)	0:59.82 [6] (0:12.13)	0:47.69 [6] (0:11.91)	0:35.78 [7] (0:11.76)	0:24.02 [7] (0:11.96)	0:12.06 [6] (0:12.06)
Average Speed [km/h]	41.0	62.8	61.4	59.3	59.4	60.6	61.9	61.1	60.0
Top Speed [km/h]	60.0	64.5	63.0	60.4	61.1	62.3	62.9	63.2	62.8
Avg. Dist. to Rail [m]	19.2	0.7	0.4	0.6	0.8	0.5	1.5	2.8	2.9
Avg. Stride Freq. [Hz]	2.1	2.3	2.3	2.2	2.2	2.2	2.3	2.3	2.2
Avg. Stride Length [m]	5.0	7.4	7.5	7.4	7.4	7.5	7.4	7.5	7.4



- [ ] Ranking at each section and finish
- .-.- No data available at this section
- NA No data available



Horse/Jockey Name	Aperitivo
Final Rank	5
Fastest Section Time (Section)	0:08.52 (Overall)
Top Speed [km/h] (Section)	66.5 (1600m)
Race State	Finished



### Ipswich QLD Professional

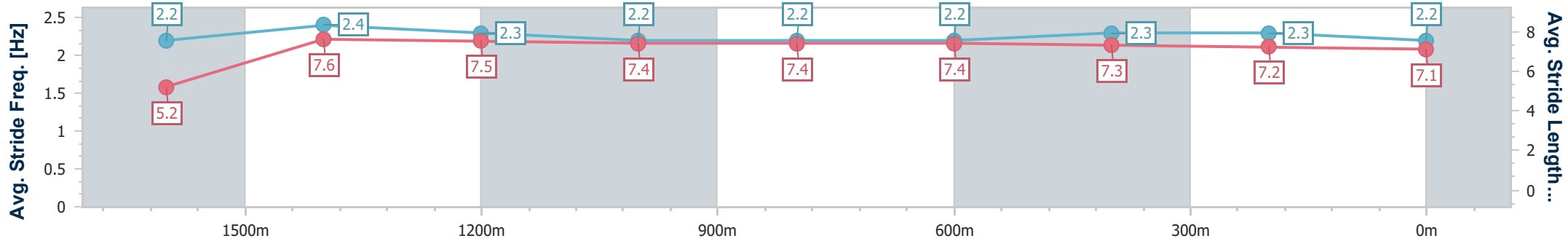
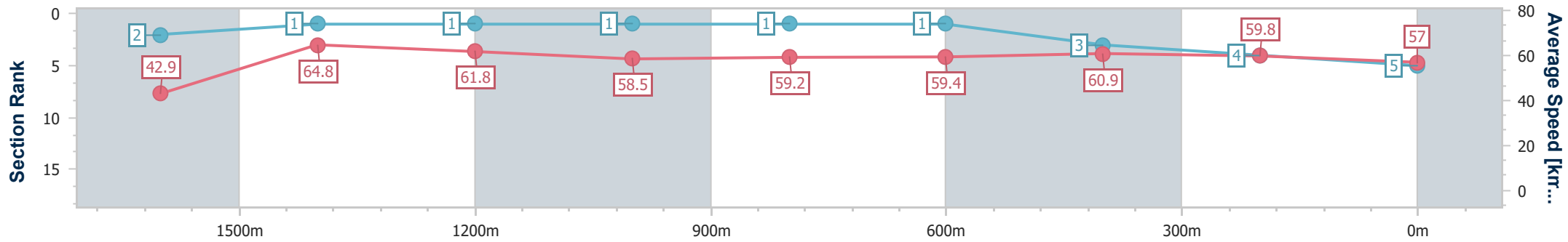
Race 5: SCHWEPPE'S BENCHMARK 68 Handicap - 1700m

01 May 2024 - 14:53



Track Rating: Soft 5, Weather: Fine, Rail Position: +9.5m Entire

Section	Overall	1600m	1400m	1200m	1000m	800m	600m	400m	200m
Section Times	1:44.43 [5] (0:08.52)	1:35.91 [2] (0:11.14)	1:24.77 [1] (0:11.62)	1:13.15 [1] (0:12.37)	1:00.78 [1] (0:12.19)	0:48.59 [1] (0:12.14)	0:36.45 [1] (0:11.77)	0:24.68 [3] (0:12.00)	0:12.68 [4] (0:12.68)
Average Speed [km/h]	42.9	64.8	61.8	58.5	59.2	59.4	60.9	59.8	57.0
Top Speed [km/h]	62.2	66.5	64.5	59.9	60.4	60.8	61.8	61.4	58.7
Avg. Dist. to Rail [m]	17.6	1.0	1.1	0.9	0.8	0.9	1.0	1.4	0.5
Avg. Stride Freq. [Hz]	2.2	2.4	2.3	2.2	2.2	2.2	2.3	2.3	2.2
Avg. Stride Length [m]	5.2	7.6	7.5	7.4	7.4	7.4	7.3	7.2	7.1



- [ ] Ranking at each section and finish
- .-.- No data available at this section
- NA No data available



Horse/Jockey Name	Jupitus
Final Rank	6
Fastest Section Time (Section)	0:09.24 (Overall)
Top Speed [km/h] (Section)	67.4 (800m)
Race State	Finished



### Ipswich QLD Professional

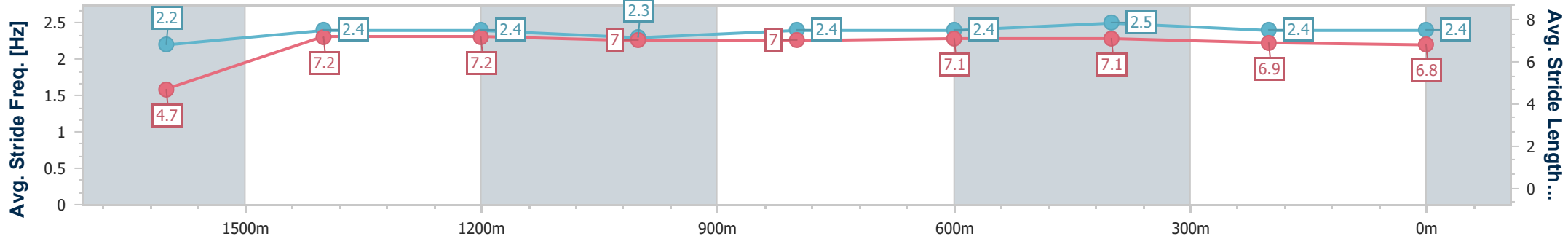
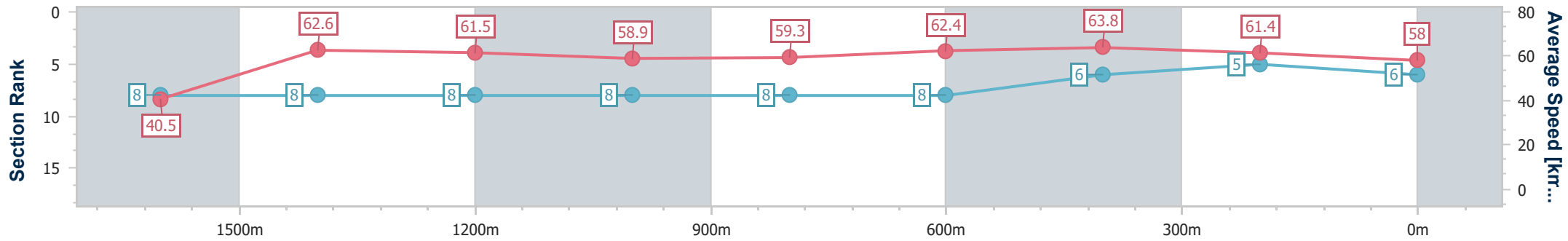
Race 5: SCHWEPPE'S BENCHMARK 68 Handicap - 1700m

01 May 2024 - 14:53



Track Rating: Soft 5, Weather: Fine, Rail Position: +9.5m Entire

Section	Overall	1600m	1400m	1200m	1000m	800m	600m	400m	200m
Section Times	1:44.54 [6] (0:09.24)	1:35.30 [8] (0:11.54)	1:23.76 [8] (0:11.79)	1:11.97 [8] (0:12.27)	0:59.70 [8] (0:12.16)	0:47.54 [8] (0:11.61)	0:35.93 [8] (0:11.49)	0:24.44 [6] (0:11.95)	0:12.49 [5] (0:12.49)
Average Speed [km/h]	40.5	62.6	61.5	58.9	59.3	62.4	63.8	61.4	58.0
Top Speed [km/h]	59.3	63.8	63.2	60.8	61.9	67.4	67.1	64.3	61.7
Avg. Dist. to Rail [m]	23.1	1.6	0.9	0.6	0.2	0.4	3.5	3.5	3.0
Avg. Stride Freq. [Hz]	2.2	2.4	2.4	2.3	2.4	2.4	2.5	2.4	2.4
Avg. Stride Length [m]	4.7	7.2	7.2	7.0	7.0	7.1	7.1	6.9	6.8



- [ ] Ranking at each section and finish
- .-.- No data available at this section
- NA No data available





Horse/Jockey Name	Bassac Lane
Final Rank	7
Fastest Section Time (Section)	0:08.68 (Overall)
Top Speed [km/h] (Section)	63.6 (1600m)
Race State	Finished



### Ipswich QLD Professional

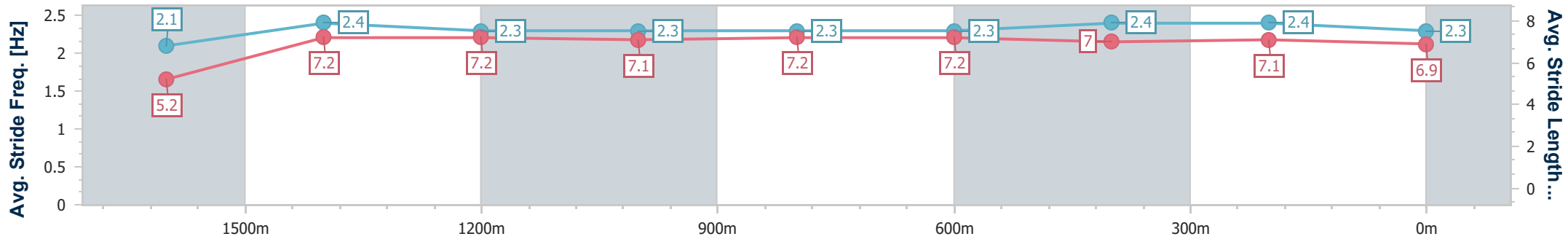
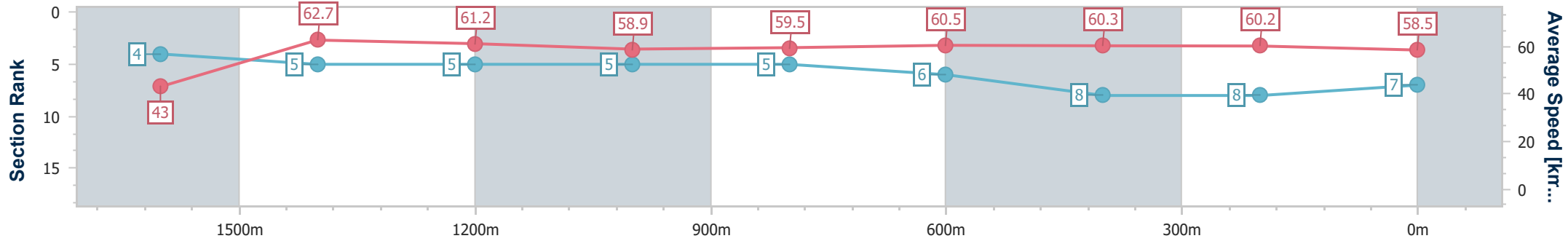
Race 5: SCHWEPPE'S BENCHMARK 68 Handicap - 1700m

01 May 2024 - 14:53



Track Rating: Soft 5, Weather: Fine, Rail Position: +9.5m Entire

Section	Overall	1600m	1400m	1200m	1000m	800m	600m	400m	200m
Section Times	1:44.69 [7] (0:08.68)	1:36.01 [4] (0:11.55)	1:24.46 [5] (0:11.78)	1:12.68 [5] (0:12.25)	1:00.43 [5] (0:12.14)	0:48.29 [5] (0:11.95)	0:36.34 [6] (0:12.06)	0:24.28 [8] (0:11.93)	0:12.35 [8] (0:12.35)
Average Speed [km/h]	43.0	62.7	61.2	58.9	59.5	60.5	60.3	60.2	58.5
Top Speed [km/h]	60.4	63.6	63.1	60.0	61.1	62.2	61.5	61.1	60.1
Avg. Dist. to Rail [m]	22.8	1.6	0.4	0.2	0.2	0.6	1.3	0.6	0.5
Avg. Stride Freq. [Hz]	2.1	2.4	2.3	2.3	2.3	2.3	2.4	2.4	2.3
Avg. Stride Length [m]	5.2	7.2	7.2	7.1	7.2	7.2	7.0	7.1	6.9



- [ ] Ranking at each section and finish
- .-.- No data available at this section
- NA No data available



Horse/Jockey Name	Leather Jacket Lew
Final Rank	8
Fastest Section Time (Section)	0:08.55 (Overall)
Top Speed [km/h] (Section)	64.3 (1600m)
Race State	Finished



### Ipswich QLD Professional

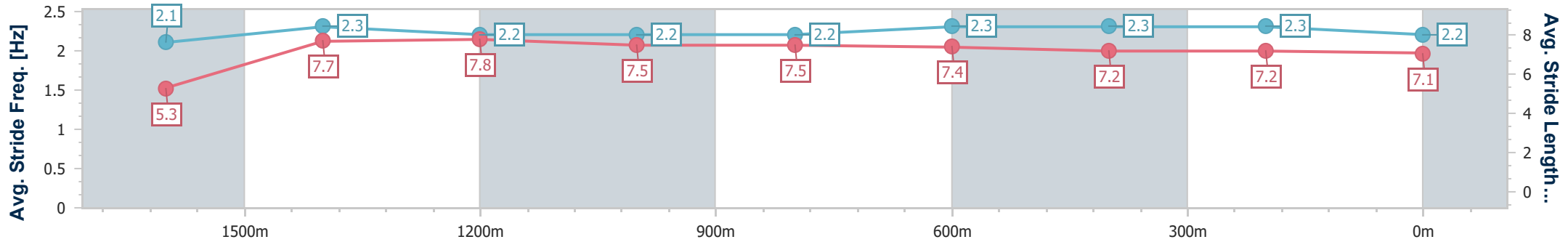
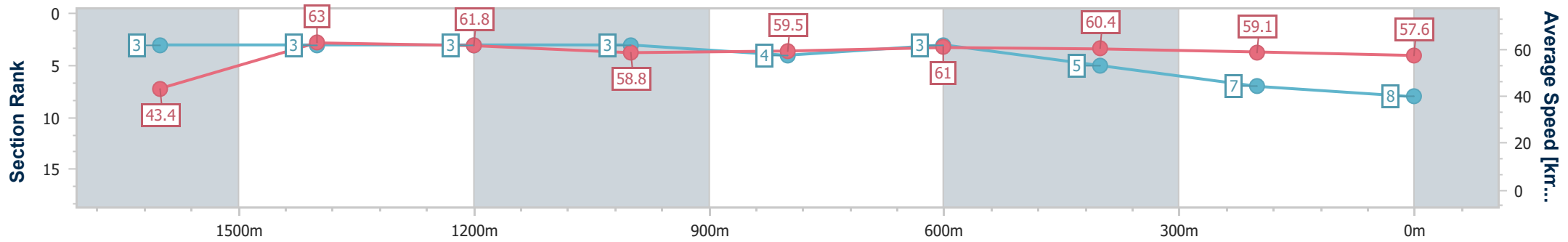
Race 5: SCHWEPPE'S BENCHMARK 68 Handicap - 1700m

01 May 2024 - 14:53



Track Rating: Soft 5, Weather: Fine, Rail Position: +9.5m Entire

Section	Overall	1600m	1400m	1200m	1000m	800m	600m	400m	200m
Section Times	1:44.87 [8] (0:08.55)	1:36.32 [3] (0:11.46)	1:24.86 [3] (0:11.70)	1:13.16 [3] (0:12.33)	1:00.83 [3] (0:12.16)	0:48.67 [4] (0:11.88)	0:36.79 [3] (0:11.93)	0:24.86 [5] (0:12.26)	0:12.60 [7] (0:12.60)
Average Speed [km/h]	43.4	63.0	61.8	58.8	59.5	61.0	60.4	59.1	57.6
Top Speed [km/h]	60.9	64.3	63.1	60.7	61.2	61.9	61.3	60.7	59.0
Avg. Dist. to Rail [m]	19.7	0.4	0.1	0.3	0.3	0.4	0.5	0.9	1.8
Avg. Stride Freq. [Hz]	2.1	2.3	2.2	2.2	2.2	2.3	2.3	2.3	2.2
Avg. Stride Length [m]	5.3	7.7	7.8	7.5	7.5	7.4	7.2	7.2	7.1



- [ ] Ranking at each section and finish
- .-.- No data available at this section
- NA No data available