

Ipswich QLD Professional

Race 1: BARRIER REEF POOLS QTIS Two-Year-Old Handicap - 800m

01 May 2024 - 12:28

Track Rating: Soft 5, Weather: Fine, Rail Position: +9.5m Entire

Section										Last 600m		
Field Times		Overall	600m	400m	200m						0:33.03	
		0:45.05 (0:12.02)	0:33.03 (0:10.66)	0:22.37 (0:11.13)	0:11.24 (0:11.24)							
Rank	TAB	Horse/Jockey	Barrier	Top Speed [km/h]	Fastest Section	Overall	600m	400m	200m	Margin	Last 600m	Distance Travelled [m]
1	5	ACCELAR Cejay Graham	10	70.8	0:10.67	0:45.05 [1] (0:12.05)	0:33.00 [2] (0:10.67)	0:22.33 [2] (0:11.09)	0:11.24 [1] (0:11.24)	0:45.05	0:33.00	
2	4	RHUMB LINE Angela Jones	3	71.3	0:10.65	0:45.05 [2] (0:12.25)	0:32.80 [5] (0:10.65)	0:22.15 [4] (0:11.09)	0:11.06 [4] (0:11.06)	0L	0:32.80	-1
3	1	PALEFACE RINGO Micheal Hellyer	5	71.0	0:10.71	0:45.17 [3] (0:12.07)	0:33.10 [3] (0:10.71)	0:22.39 [3] (0:11.07)	0:11.32 [2] (0:11.32)	0.12L	0:33.10	-2
4	6	ASTIN LANE Robbie Dolan	1	70.6	0:10.72	0:45.23 [4] (0:12.40)	0:32.83 [6] (0:10.72)	0:22.11 [6] (0:11.10)	0:11.01 [5] (0:11.01)	0.06L	0:32.83	-3
5	2	SPICY DUCK James Orman	2	71.9	0:10.66	0:45.80 [5] (0:12.02)	0:33.78 [1] (0:10.66)	0:23.12 [1] (0:11.28)	0:11.84 [3] (0:11.84)	0.57L	0:33.78	-2
6	10	I'LLTELLYOU SO Georgina Cartwright	11	68.9	0:10.80	0:45.91 [6] (0:12.53)	0:33.38 [7] (0:10.80)	0:22.58 [7] (0:11.27)	0:11.31 [7] (0:11.31)	0.11L	0:33.38	-2
7	3	MISHANI STORM Samantha Collett	12	70.8	0:10.83	0:45.97 [7] (0:12.14)	0:33.83 [4] (0:10.83)	0:23.00 [5] (0:11.38)	0:11.62 [6] (0:11.62)	0.06L	0:33.83	+2
8	11	INVADING JILLY Dale Smith	4	69.0	0:10.94	0:46.17 [8] (0:12.54)	0:33.63 [8] (0:10.94)	0:22.69 [8] (0:11.32)	0:11.37 [8] (0:11.37)	0.2L	0:33.63	+0

Scratched: Airswing (#12), Aye Eye Boom (#8), Green Label (#9), Li'l Rex (#7)



Horse/Jockey Name	Accelar
Final Rank	1
Fastest Section Time (Section)	0:10.67 (600m)
Top Speed [km/h] (Section)	70.8 (Overall)
Race State	Finished



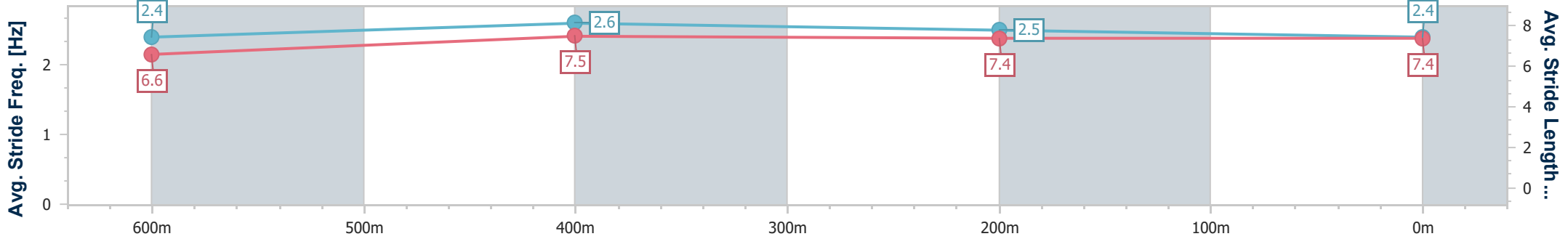
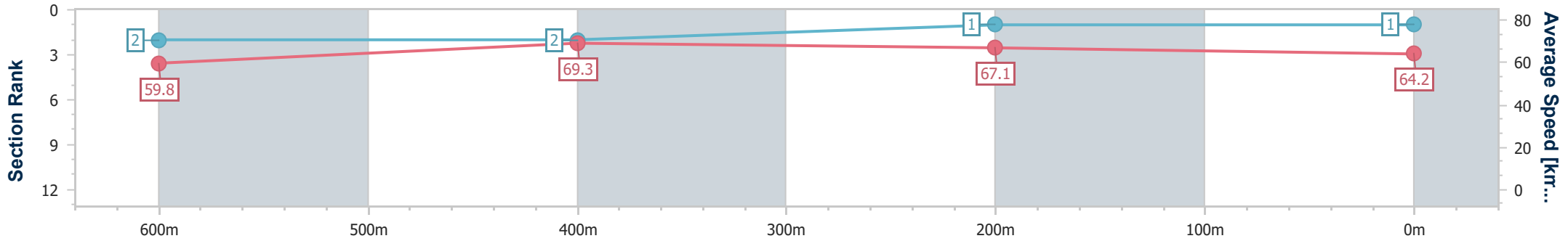
Ipswich QLD Professional
Race 1: BARRIER REEF POOLS QTIS Two-Year-Old Handicap - 800m



01 May 2024 - 12:28

Track Rating: Soft 5, Weather: Fine, Rail Position: +9.5m Entire

Section	Overall	600m	400m	200m
Section Times	0:45.05 [1] (0:12.05)	0:33.00 [2] (0:10.67)	0:22.33 [2] (0:11.09)	0:11.24 [1] (0:11.24)
Average Speed [km/h]	59.8	69.3	67.1	64.2
Top Speed [km/h]	70.8	70.4	67.4	66.5
Avg. Dist. to Rail [m]	14.0	8.8	8.7	8.3
Avg. Stride Freq. [Hz]	2.4	2.6	2.5	2.4
Avg. Stride Length [m]	6.6	7.5	7.4	7.4



- [] Ranking at each section and finish
- .-.- No data available at this section
- NA No data available



Horse/Jockey Name	Rhumb Line
Final Rank	2
Fastest Section Time (Section)	0:10.65 (600m)
Top Speed [km/h] (Section)	71.3 (600m)
Race State	Finished



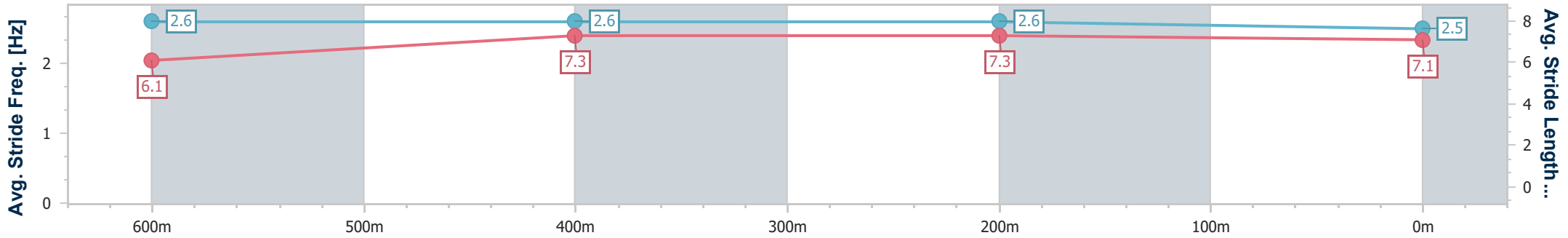
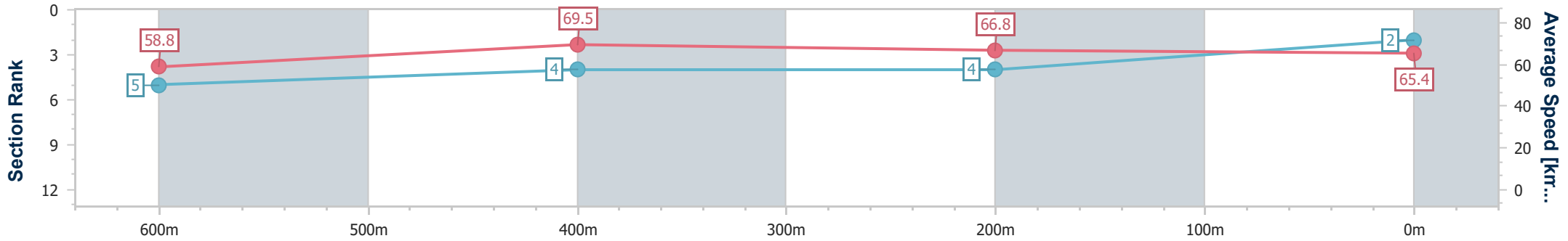
Ipswich QLD Professional
 Race 1: BARRIER REEF POOLS QTIS Two-Year-Old Handicap - 800m



01 May 2024 - 12:28

Track Rating: Soft 5, Weather: Fine, Rail Position: +9.5m Entire

Section	Overall	600m	400m	200m
Section Times	0:45.05 [2] (0:12.25)	0:32.80 [5] (0:10.65)	0:22.15 [4] (0:11.09)	0:11.06 [4] (0:11.06)
Average Speed [km/h]	58.8	69.5	66.8	65.4
Top Speed [km/h]	70.8	71.3	68.5	66.5
Avg. Dist. to Rail [m]	11.7	8.4	8.0	8.9
Avg. Stride Freq. [Hz]	2.6	2.6	2.6	2.5
Avg. Stride Length [m]	6.1	7.3	7.3	7.1



- [] Ranking at each section and finish
- .-.- No data available at this section
- NA No data available



Horse/Jockey Name	Paleface Ringo
Final Rank	3
Fastest Section Time (Section)	0:10.71 (600m)
Top Speed [km/h] (Section)	71.0 (600m)
Race State	Finished



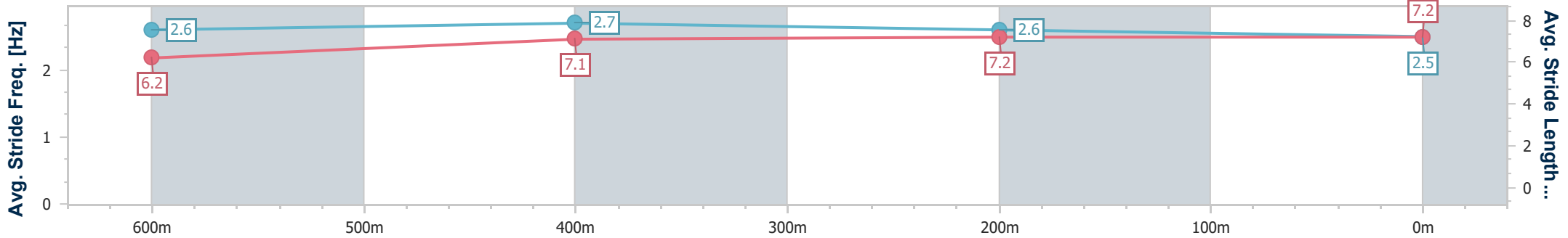
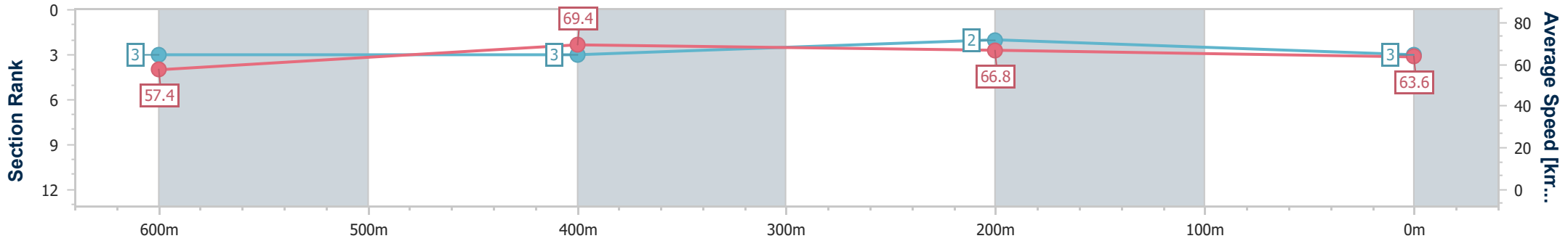
Ipswich QLD Professional
 Race 1: BARRIER REEF POOLS QTIS Two-Year-Old Handicap - 800m



01 May 2024 - 12:28

Track Rating: Soft 5, Weather: Fine, Rail Position: +9.5m Entire

Section	Overall	600m	400m	200m
Section Times	0:45.17 [3] (0:12.07)	0:33.10 [3] (0:10.71)	0:22.39 [3] (0:11.07)	0:11.32 [2] (0:11.32)
Average Speed [km/h]	57.4	69.4	66.8	63.6
Top Speed [km/h]	64.5	71.0	70.0	67.5
Avg. Dist. to Rail [m]	13.8	9.3	7.5	6.5
Avg. Stride Freq. [Hz]	2.6	2.7	2.6	2.5
Avg. Stride Length [m]	6.2	7.1	7.2	7.2



- [] Ranking at each section and finish
- .-.- No data available at this section
- NA No data available



Horse/Jockey Name	Astin Lane
Final Rank	4
Fastest Section Time (Section)	0:10.72 (600m)
Top Speed [km/h] (Section)	70.6 (600m)
Race State	Finished



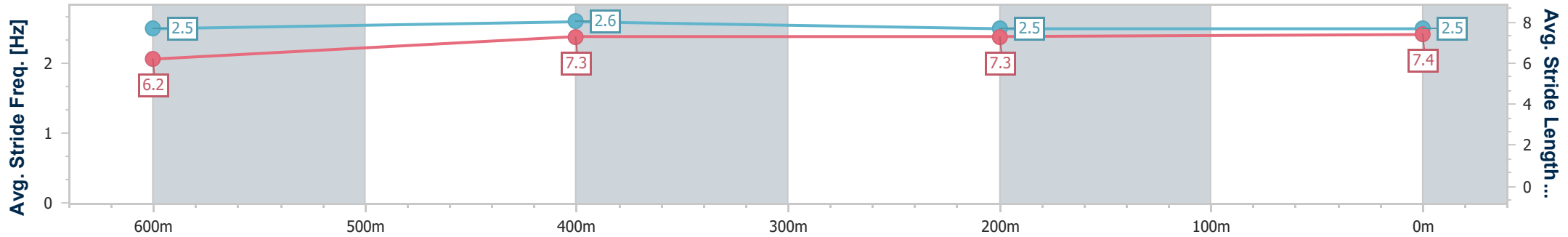
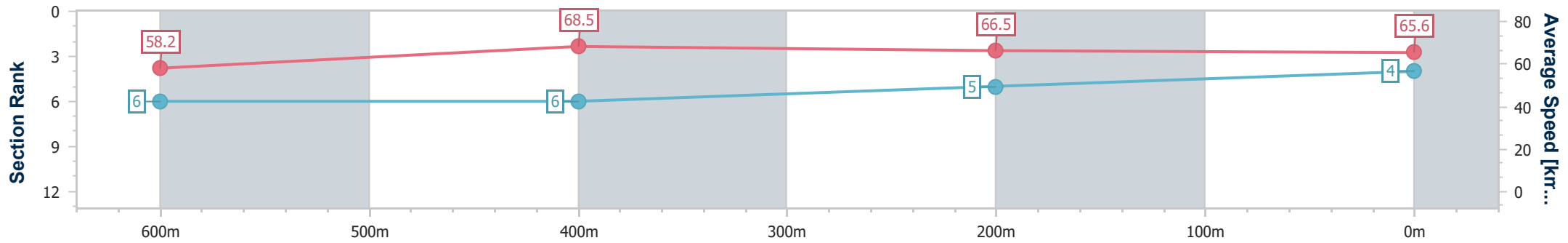
Ipswich QLD Professional
 Race 1: BARRIER REEF POOLS QTIS Two-Year-Old Handicap - 800m



01 May 2024 - 12:28

Track Rating: Soft 5, Weather: Fine, Rail Position: +9.5m Entire

Section	Overall	600m	400m	200m
Section Times	0:45.23 [4] (0:12.40)	0:32.83 [6] (0:10.72)	0:22.11 [6] (0:11.10)	0:11.01 [5] (0:11.01)
Average Speed [km/h]	58.2	68.5	66.5	65.6
Top Speed [km/h]	70.0	70.6	68.5	68.2
Avg. Dist. to Rail [m]	8.8	6.3	7.0	9.9
Avg. Stride Freq. [Hz]	2.5	2.6	2.5	2.5
Avg. Stride Length [m]	6.2	7.3	7.3	7.4



- [] Ranking at each section and finish
- .-.- No data available at this section
- NA No data available



Horse/Jockey Name	Spicy Duck
Final Rank	5
Fastest Section Time (Section)	0:10.66 (600m)
Top Speed [km/h] (Section)	71.9 (600m)
Race State	Finished



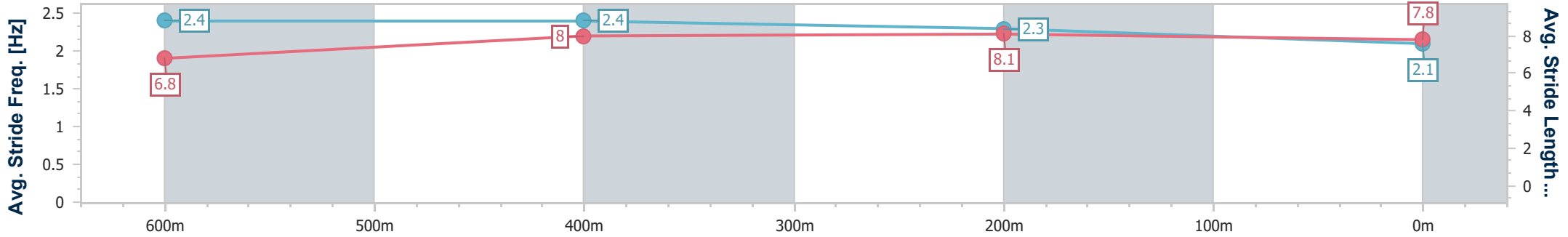
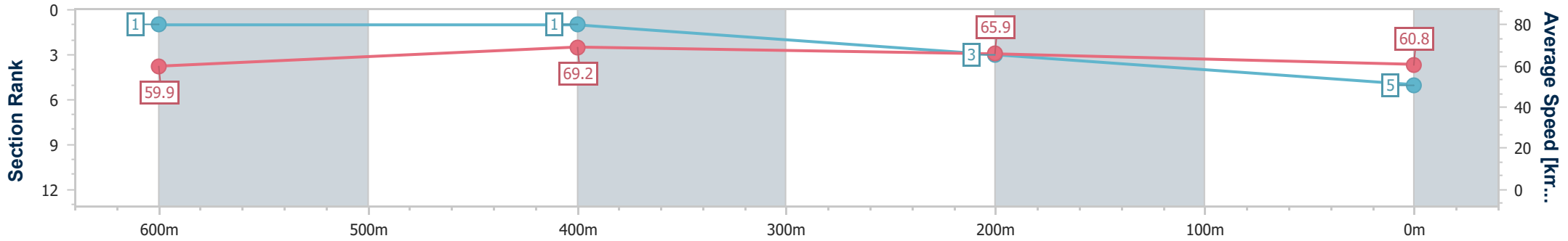
Ipswich QLD Professional
 Race 1: BARRIER REEF POOLS QTIS Two-Year-Old Handicap - 800m



01 May 2024 - 12:28

Track Rating: Soft 5, Weather: Fine, Rail Position: +9.5m Entire

Section	Overall	600m	400m	200m
Section Times	0:45.80 [5] (0:12.02)	0:33.78 [1] (0:10.66)	0:23.12 [1] (0:11.28)	0:11.84 [3] (0:11.84)
Average Speed [km/h]	59.9	69.2	65.9	60.8
Top Speed [km/h]	71.1	71.9	66.9	64.1
Avg. Dist. to Rail [m]	10.1	7.4	7.4	7.3
Avg. Stride Freq. [Hz]	2.4	2.4	2.3	2.1
Avg. Stride Length [m]	6.8	8.0	8.1	7.8



- [] Ranking at each section and finish
- .-.- No data available at this section
- NA No data available



Horse/Jockey Name	l'ltellyouso
Final Rank	6
Fastest Section Time (Section)	0:10.80 (600m)
Top Speed [km/h] (Section)	68.9 (600m)
Race State	Finished



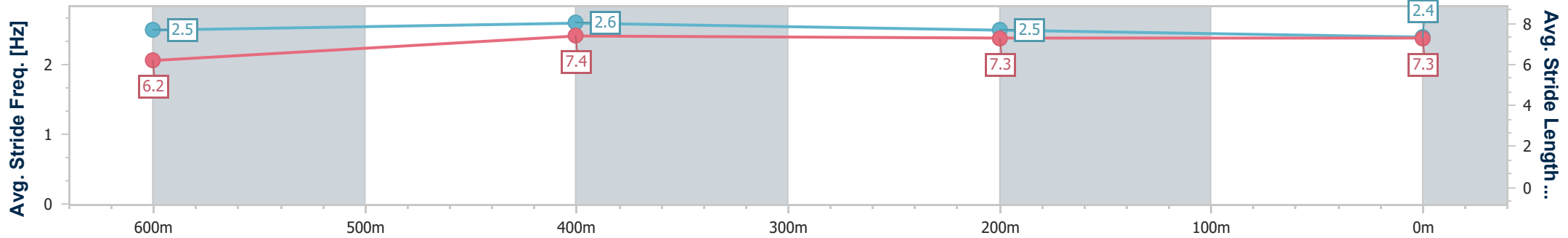
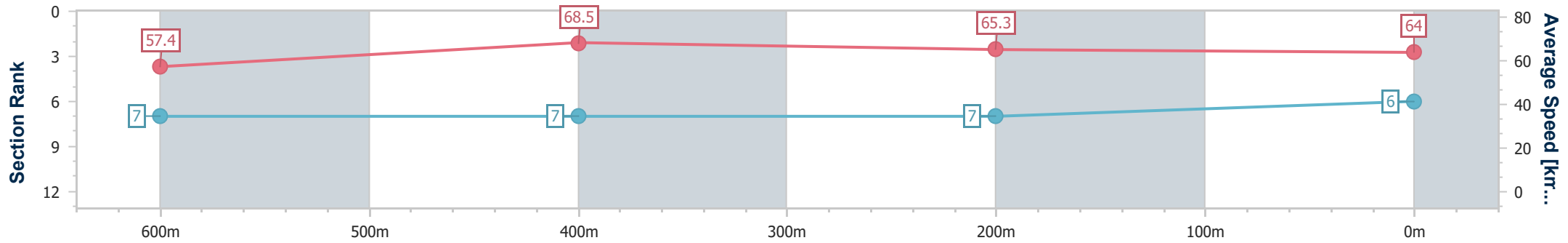
Ipswich QLD Professional
Race 1: BARRIER REEF POOLS QTIS Two-Year-Old Handicap - 800m



01 May 2024 - 12:28

Track Rating: Soft 5, Weather: Fine, Rail Position: +9.5m Entire

Section	Overall	600m	400m	200m
Section Times	0:45.91 [6] (0:12.53)	0:33.38 [7] (0:10.80)	0:22.58 [7] (0:11.27)	0:11.31 [7] (0:11.31)
Average Speed [km/h]	57.4	68.5	65.3	64.0
Top Speed [km/h]	68.6	68.9	67.3	64.9
Avg. Dist. to Rail [m]	15.1	7.9	7.2	8.3
Avg. Stride Freq. [Hz]	2.5	2.6	2.5	2.4
Avg. Stride Length [m]	6.2	7.4	7.3	7.3



- [] Ranking at each section and finish
- .-.- No data available at this section
- NA No data available



Horse/Jockey Name	Mishani Storm
Final Rank	7
Fastest Section Time (Section)	0:10.83 (600m)
Top Speed [km/h] (Section)	70.8 (Overall)
Race State	Finished



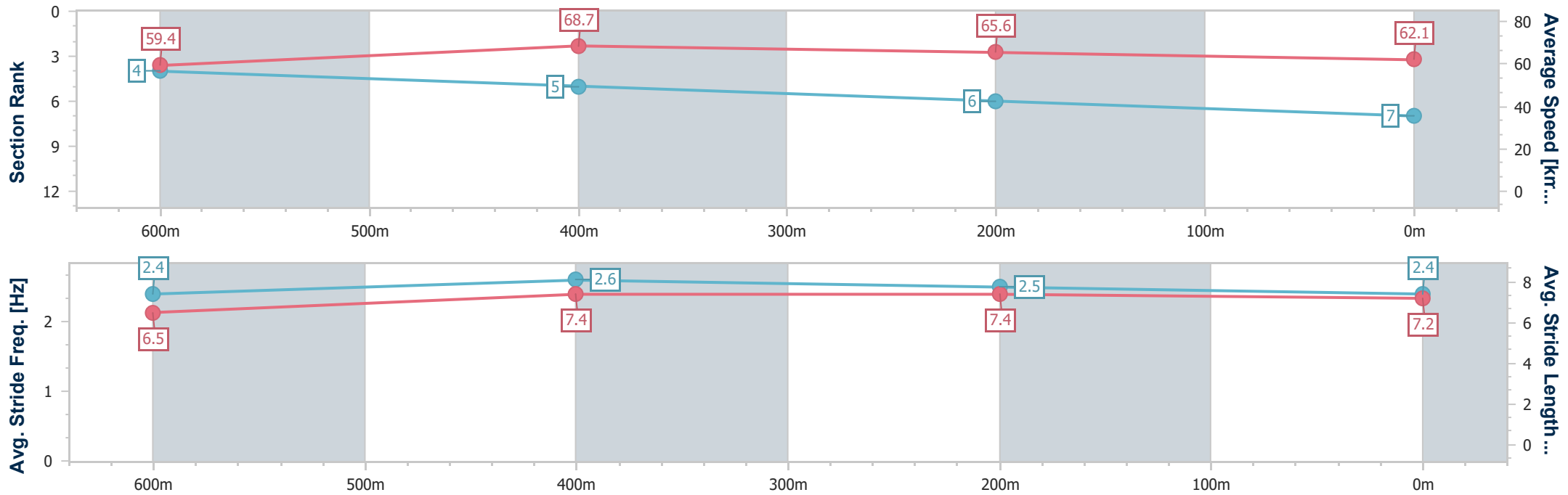
Ipswich QLD Professional
Race 1: BARRIER REEF POOLS QTIS Two-Year-Old Handicap - 800m



01 May 2024 - 12:28

Track Rating: Soft 5, Weather: Fine, Rail Position: +9.5m Entire

Section	Overall	600m	400m	200m
Section Times	0:45.97 [7] (0:12.14)	0:33.83 [4] (0:10.83)	0:23.00 [5] (0:11.38)	0:11.62 [6] (0:11.62)
Average Speed [km/h]	59.4	68.7	65.6	62.1
Top Speed [km/h]	70.8	70.1	67.2	65.3
Avg. Dist. to Rail [m]	16.0	10.1	9.4	11.4
Avg. Stride Freq. [Hz]	2.4	2.6	2.5	2.4
Avg. Stride Length [m]	6.5	7.4	7.4	7.2



- [] Ranking at each section and finish
- .-.- No data available at this section
- NA No data available



Horse/Jockey Name	Invading Jilly
Final Rank	8
Fastest Section Time (Section)	0:10.94 (600m)
Top Speed [km/h] (Section)	69.0 (600m)
Race State	Finished



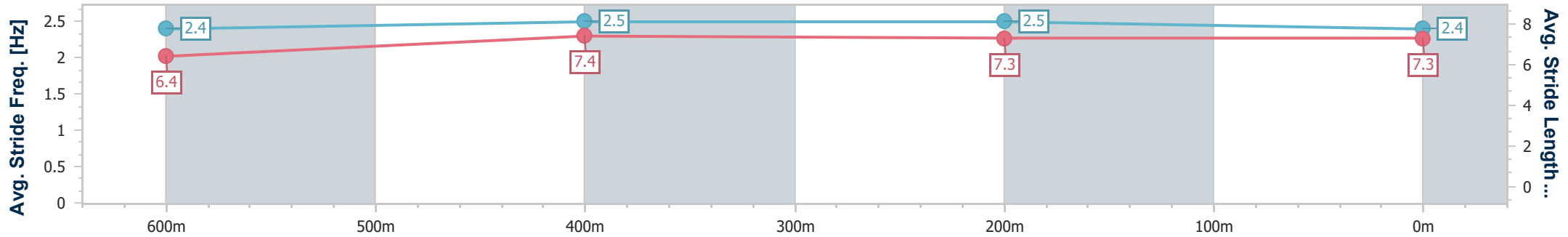
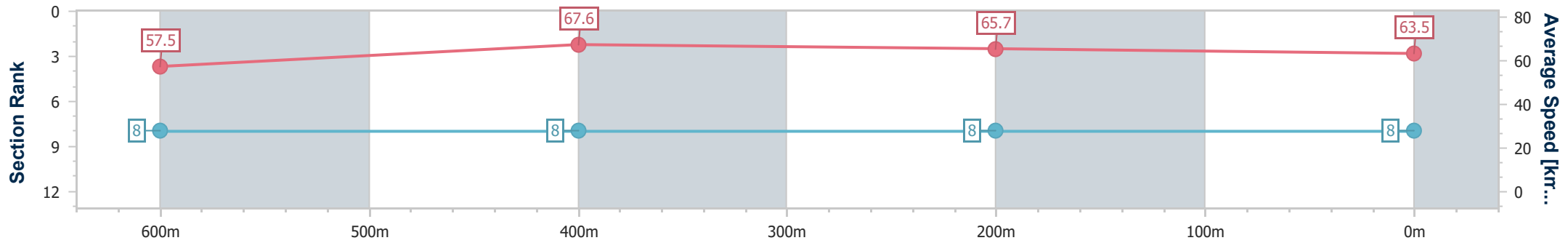
Ipswich QLD Professional
Race 1: BARRIER REEF POOLS QTIS Two-Year-Old Handicap - 800m



01 May 2024 - 12:28

Track Rating: Soft 5, Weather: Fine, Rail Position: +9.5m Entire

Section	Overall	600m	400m	200m
Section Times	0:46.17 [8] (0:12.54)	0:33.63 [8] (0:10.94)	0:22.69 [8] (0:11.32)	0:11.37 [8] (0:11.37)
Average Speed [km/h]	57.5	67.6	65.7	63.5
Top Speed [km/h]	69.0	69.0	66.6	65.2
Avg. Dist. to Rail [m]	13.1	8.5	7.9	7.5
Avg. Stride Freq. [Hz]	2.4	2.5	2.5	2.4
Avg. Stride Length [m]	6.4	7.4	7.3	7.3



- [] Ranking at each section and finish
- .-.- No data available at this section
- NA No data available