



# Townsville QLD Professional

## Race 7: Ladbrokes Easy Form BM70 Handicap - 1200m



30 April 2024 - 16:57

Track Rating: Soft 5, Weather: Fine, Rail Position: +0.5m 1000m-W/Post; +1.5m Remainder

Section		Overall											Last 600m									
Field Times		1:09.67 (0:13.53)											0:00.00									
		1000m (0:10.52)											800m (0:10.53)		600m (0:11.15)		400m (0:11.60)		200m (0:12.34)			
Rank	TAB	Horse/Jockey	Barrier	Top Speed [km/h]	Fastest Section	Margin	Margin	Distance Travelled [m]	Margin	Margin	Distance Travelled [m]	Margin	Margin	Distance Travelled [m]								
1	16	CHILLI JAM Isabella Teh	5	70.8 800m	0:10.45 800m	1:09.67 [1] (0:13.54)	0:56.13 [2] (0:10.59)	0:45.54 [2] (0:10.45)	0:35.09 [1] (0:11.15)	0:23.94 [1] (0:11.60)	0:12.34 [1] (0:12.34)	1:09.67	0:35.09									
2	9	DOLLSON Gabrielle Semmens	4	69.7 1000m	0:10.52 1000m	1:09.74 [2] (0:13.80)	0:55.94 [5] (0:10.52)	0:45.42 [5] (0:10.60)	0:34.82 [5] (0:11.22)	0:23.60 [5] (0:11.43)	0:12.17 [2] (0:12.17)	0.43L	0:34.82	+1								
3	17	PRINCE AKEEM Jackson Murphy	12	Data was not able to be tracked for this horse		----	----	----	----	----	----	2.15L	----	----								
4	12	NEVER CRY Ryan Wiggins	14	68.9 800m	0:10.65 800m	1:10.23 [4] (0:14.50)	0:55.73 [11] (0:10.83)	0:44.90 [11] (0:10.65)	0:34.25 [11] (0:11.08)	0:23.17 [11] (0:11.24)	0:11.93 [10] (0:11.93)	3.28L	0:34.25	+3								
5	4	TEMPO Adrian Layt	17	69.9 800m	0:10.52 800m	1:10.37 [5] (0:14.21)	0:56.16 [8] (0:10.69)	0:45.47 [8] (0:10.52)	0:34.95 [8] (0:11.12)	0:23.83 [8] (0:11.52)	0:12.31 [6] (0:12.31)	4.11L	0:34.95	+6								
6	8	DUSKY DAMSEL Lacey Morrison	8	69.5 1000m	0:10.56 1000m	1:10.54 [6] (0:13.66)	0:56.88 [3] (0:10.56)	0:46.32 [3] (0:10.63)	0:35.69 [4] (0:11.24)	0:24.45 [4] (0:11.70)	0:12.75 [4] (0:12.75)	5.14L	0:35.69	+4								
7	15	CROWNING MOMENT Jason Taylor	1	71.1 1000m	0:10.43 1000m	1:10.58 [7] (0:13.79)	0:56.79 [4] (0:10.43)	0:46.36 [4] (0:10.58)	0:35.78 [3] (0:11.15)	0:24.63 [2] (0:11.73)	0:12.90 [3] (0:12.90)	5.33L	0:35.78	+1								
8	11	RAZMENT Nathan Thomas	11	70.2 1000m	0:10.61 800m	1:10.63 [8] (0:14.40)	0:56.23 [10] (0:10.68)	0:45.55 [10] (0:10.61)	0:34.94 [9] (0:11.21)	0:23.73 [9] (0:11.39)	0:12.34 [9] (0:12.34)	5.65L	0:34.94	-1								
9	1	CRYSTAL CHIEF Tyler Leslight	6	69.6 1000m	0:10.62 800m	1:10.65 [9] (0:14.02)	0:56.63 [7] (0:10.75)	0:45.88 [7] (0:10.62)	0:35.26 [7] (0:10.99)	0:24.27 [7] (0:11.73)	0:12.54 [7] (0:12.54)	5.77L	0:35.26	+2								
10	10	HALLSIDE HAMMER Carl Spry	2	69.7 1000m	0:10.55 800m	1:10.81 [10] (0:14.00)	0:56.81 [6] (0:10.69)	0:46.12 [6] (0:10.55)	0:35.57 [6] (0:11.03)	0:24.54 [6] (0:11.73)	0:12.81 [5] (0:12.81)	6.69L	0:35.57	+0								

Scratched: Stick To Your Guns (#3), Devil's Inn (#14)



# Townsville QLD Professional

## Race 7: Ladbrokes Easy Form BM70 Handicap - 1200m

30 April 2024 - 16:57



Track Rating: Soft 5, Weather: Fine, Rail Position: +0.5m 1000m-W/Post; +1.5m Remainder

Section	Overall	1000m	800m	600m	400m	200m	Last 600m
Field Times	1:09.67 (0:13.53)	0:56.14 (0:10.52)	0:45.62 (0:10.53)	0:35.09 (0:11.15)	0:23.94 (0:11.60)	0:12.34 (0:12.34)	0:00.00

Rank	TAB	Horse/Jockey	Barrier	Top Speed [km/h]	Fastest Section	Overall	1000m	800m	600m	400m	200m	Margin	Last 600m	Distance Travelled [m]
11	13	ALMAHERO Justin Stanley	15	69.4 800m	0:10.69 800m	1:10.99 [11] (0:14.68)	0:56.31 [13] (0:10.90)	0:45.41 [13] (0:10.69)	0:34.72 [13] (0:11.10)	0:23.62 [13] (0:11.16)	0:12.46 [12] (0:12.46)	7.78L	0:34.72	+5
12	5	TINTINWIN Graham Kliese	7	70.2 1000m	0:10.65 1000m	1:11.21 [12] (0:14.38)	0:56.83 [9] (0:10.65)	0:46.18 [9] (0:10.67)	0:35.51 [10] (0:11.22)	0:24.29 [10] (0:11.56)	0:12.73 [11] (0:12.73)	9.08L	0:35.51	+3
13	6	VIENNA RAIN Rebecca Wilson	9	69.5 800m	0:10.64 800m	1:11.34 [13] (0:14.51)	0:56.83 [12] (0:10.86)	0:45.97 [12] (0:10.64)	0:35.33 [12] (0:11.24)	0:24.09 [12] (0:11.48)	0:12.61 [13] (0:12.61)	9.8L	0:35.33	-1
14	2	OUTBACK ACTION Lachlan Overall	3	69.5 800m	0:10.56 800m	1:11.66 [14] (0:14.88)	0:56.78 [14] (0:11.26)	0:45.52 [14] (0:10.56)	0:34.96 [14] (0:11.01)	0:23.95 [14] (0:11.24)	0:12.71 [14] (0:12.71)	11.71L	0:34.96	+1
15	7	BOHO BEAUTY Masayuki Abe	10	72.3 Overall	0:10.52 1000m	1:11.71 [15] (0:13.53)	0:58.18 [1] (0:10.52)	0:47.66 [1] (0:10.64)	0:37.02 [2] (0:11.30)	0:25.72 [3] (0:12.15)	0:13.57 [8] (0:13.57)	12L	0:37.02	+5

Scratched: Stick To Your Guns (#3), Devil's Inn (#14)

[ ] Ranking at each section and finish  
 -:-:- No data available at this section  
 NA No data available

SCN Saddle cloth number  
 DNF Did not finish  
 DNT Did not track



Horse/Jockey Name	Chilli Jam
Final Rank	1
Fastest Section Time (Section)	0:10.45 (800m)
Top Speed [km/h] (Section)	70.8 (800m)
Race State	Finished



### Townsville QLD Professional

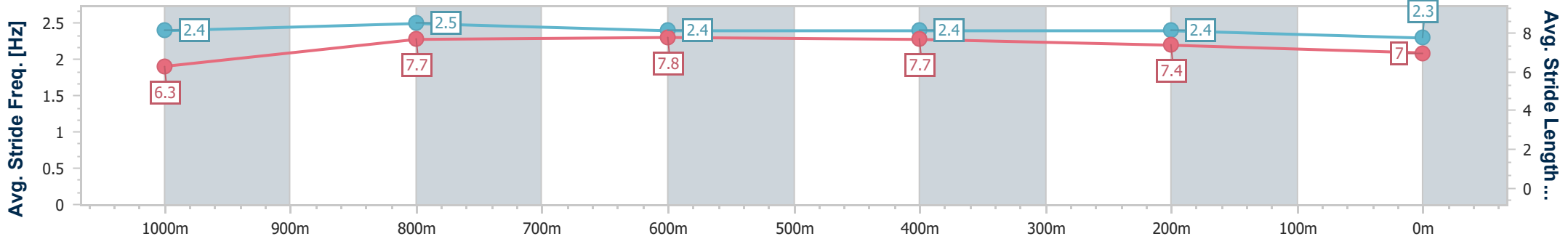
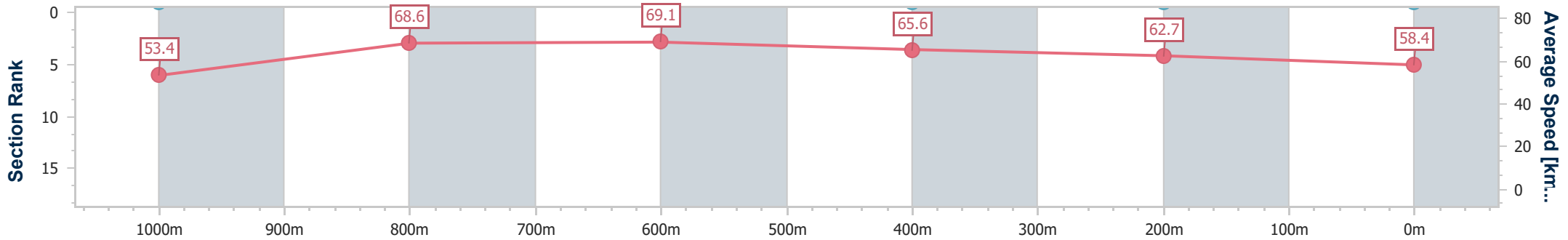
Race 7: Ladbrokes Easy Form BM70 Handicap - 1200m

30 April 2024 - 16:57

Track Rating: Soft 5, Weather: Fine, Rail Position: +0.5m 1000m-  
W/Post; +1.5m Remainder



Section	Overall	1000m	800m	600m	400m	200m
Section Times	1:09.67 [1] (0:13.54)	0:56.13 [2] (0:10.59)	0:45.54 [2] (0:10.45)	0:35.09 [1] (0:11.15)	0:23.94 [1] (0:11.60)	0:12.34 [1] (0:12.34)
Average Speed [km/h]	53.4	68.6	69.1	65.6	62.7	58.4
Top Speed [km/h]	68.0	69.7	70.8	67.9	63.9	61.9
Avg. Dist. to Rail [m]	8.0	2.2	0.5	3.0	4.6	4.0
Avg. Stride Freq. [Hz]	2.4	2.5	2.4	2.4	2.4	2.3
Avg. Stride Length [m]	6.3	7.7	7.8	7.7	7.4	7.0



- [ ] Ranking at each section and finish
- .-.- No data available at this section
- NA No data available



Horse/Jockey Name	Dollson
Final Rank	2
Fastest Section Time (Section)	0:10.52 (1000m)
Top Speed [km/h] (Section)	69.7 (1000m)
Race State	Finished



### Townsville QLD Professional

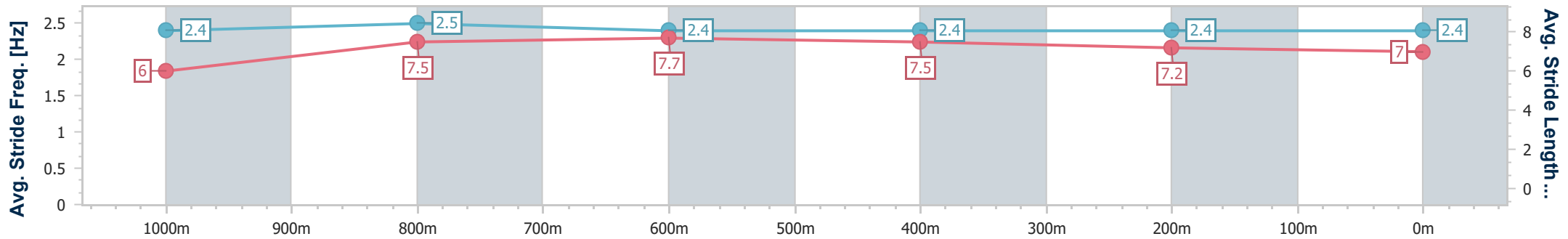
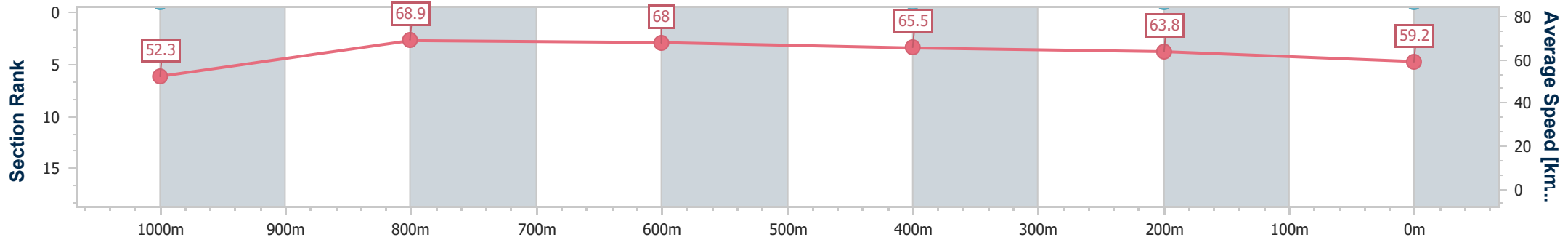
Race 7: Ladbrokes Easy Form BM70 Handicap - 1200m

30 April 2024 - 16:57

Track Rating: Soft 5, Weather: Fine, Rail Position: +0.5m 1000m-  
W/Post; +1.5m Remainder



Section	Overall	1000m	800m	600m	400m	200m
Section Times	1:09.74 [2] (0:13.80)	0:55.94 [5] (0:10.52)	0:45.42 [5] (0:10.60)	0:34.82 [5] (0:11.22)	0:23.60 [5] (0:11.43)	0:12.17 [2] (0:12.17)
Average Speed [km/h]	52.3	68.9	68.0	65.5	63.8	59.2
Top Speed [km/h]	68.1	69.7	69.2	67.1	64.7	62.8
Avg. Dist. to Rail [m]	6.2	1.2	0.4	4.1	6.8	8.7
Avg. Stride Freq. [Hz]	2.4	2.5	2.4	2.4	2.4	2.4
Avg. Stride Length [m]	6.0	7.5	7.7	7.5	7.2	7.0



- [ ] Ranking at each section and finish
- :-:- No data available at this section
- NA No data available



Horse/Jockey Name	Never Cry
Final Rank	4
Fastest Section Time (Section)	0:10.65 (800m)
Top Speed [km/h] (Section)	68.9 (800m)
Race State	Finished



### Townsville QLD Professional

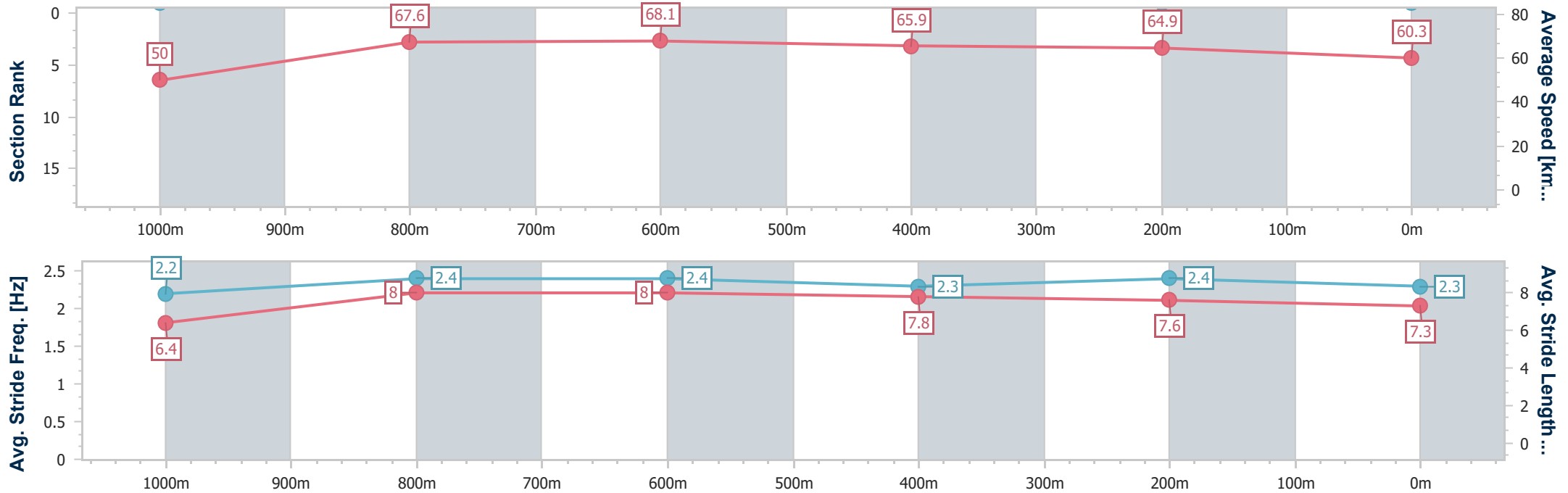
Race 7: Ladbrokes Easy Form BM70 Handicap - 1200m

30 April 2024 - 16:57

Track Rating: Soft 5, Weather: Fine, Rail Position: +0.5m 1000m-  
W/Post; +1.5m Remainder



Section	Overall	1000m	800m	600m	400m	200m
Section Times	1:10.23 [4] (0:14.50)	0:55.73 [11] (0:10.83)	0:44.90 [11] (0:10.65)	0:34.25 [11] (0:11.08)	0:23.17 [11] (0:11.24)	0:11.93 [10] (0:11.93)
Average Speed [km/h]	50.0	67.6	68.1	65.9	64.9	60.3
Top Speed [km/h]	66.7	68.4	68.9	67.4	65.7	64.7
Avg. Dist. to Rail [m]	12.9	3.3	1.7	2.7	9.2	13.4
Avg. Stride Freq. [Hz]	2.2	2.4	2.4	2.3	2.4	2.3
Avg. Stride Length [m]	6.4	8.0	8.0	7.8	7.6	7.3



- [ ] Ranking at each section and finish
- .-.- No data available at this section
- NA No data available



Horse/Jockey Name	Tempo
Final Rank	5
Fastest Section Time (Section)	0:10.52 (800m)
Top Speed [km/h] (Section)	69.9 (800m)
Race State	Finished



### Townsville QLD Professional

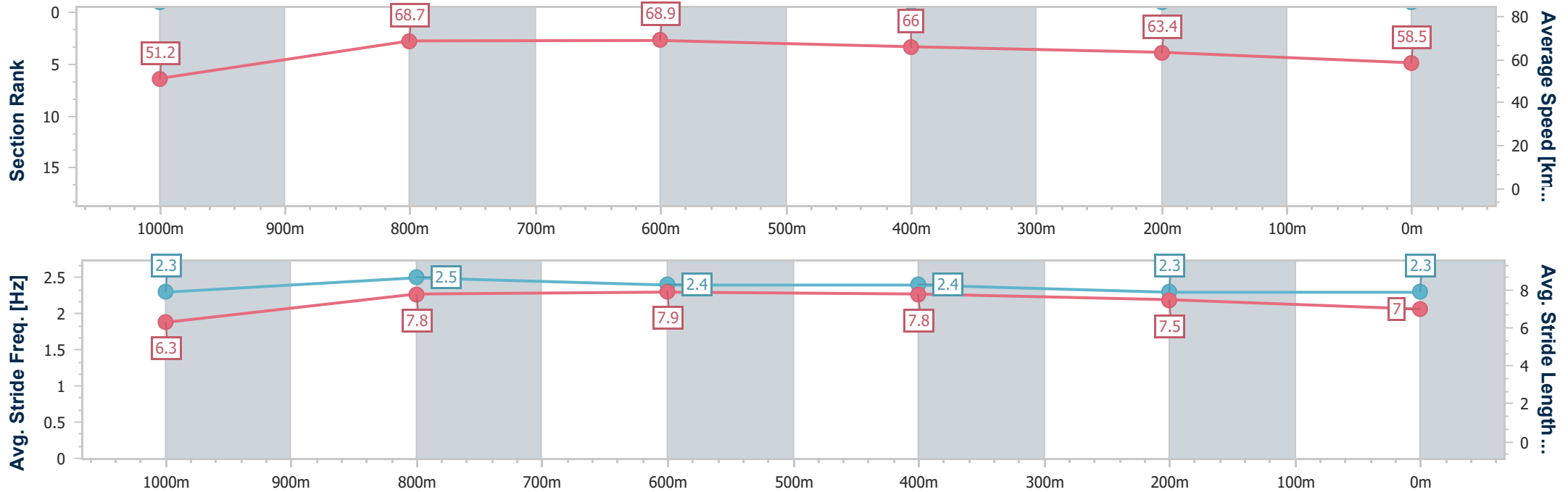
Race 7: Ladbrokes Easy Form BM70 Handicap - 1200m

30 April 2024 - 16:57

Track Rating: Soft 5, Weather: Fine, Rail Position: +0.5m 1000m-  
W/Post; +1.5m Remainder



Section	Overall	1000m	800m	600m	400m	200m
Section Times	1:10.37 [5] (0:14.21)	0:56.16 [8] (0:10.69)	0:45.47 [8] (0:10.52)	0:34.95 [8] (0:11.12)	0:23.83 [8] (0:11.52)	0:12.31 [6] (0:12.31)
Average Speed [km/h]	51.2	68.7	68.9	66.0	63.4	58.5
Top Speed [km/h]	69.2	69.7	69.9	68.0	64.3	61.6
Avg. Dist. to Rail [m]	17.1	4.1	1.5	3.9	9.0	11.5
Avg. Stride Freq. [Hz]	2.3	2.5	2.4	2.4	2.3	2.3
Avg. Stride Length [m]	6.3	7.8	7.9	7.8	7.5	7.0



- [ ] Ranking at each section and finish
- .-.- No data available at this section
- NA No data available



Horse/Jockey Name	Dusky Damsel
Final Rank	6
Fastest Section Time (Section)	0:10.56 (1000m)
Top Speed [km/h] (Section)	69.5 (1000m)
Race State	Finished



### Townsville QLD Professional

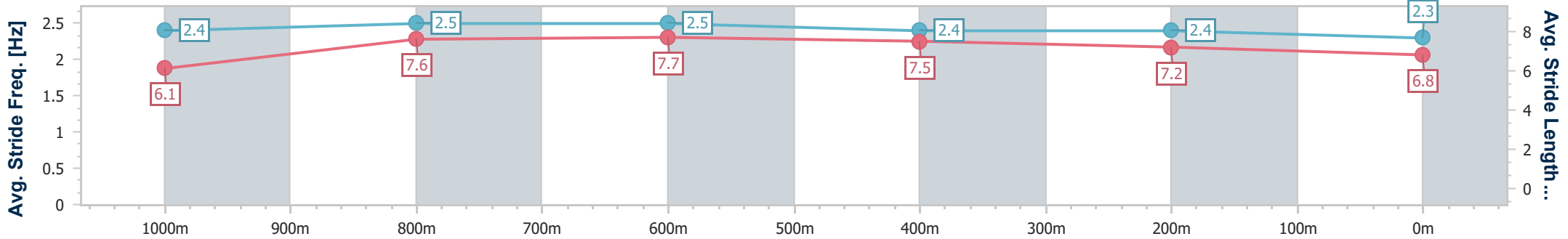
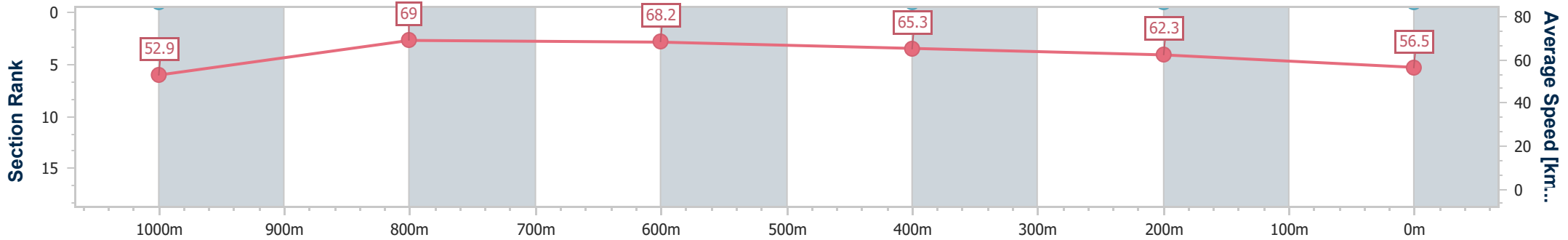
Race 7: Ladbrokes Easy Form BM70 Handicap - 1200m

30 April 2024 - 16:57

Track Rating: Soft 5, Weather: Fine, Rail Position: +0.5m 1000m-W/Post; +1.5m Remainder



Section	Overall	1000m	800m	600m	400m	200m
Section Times	1:10.54 [6] (0:13.66)	0:56.88 [3] (0:10.56)	0:46.32 [3] (0:10.63)	0:35.69 [4] (0:11.24)	0:24.45 [4] (0:11.70)	0:12.75 [4] (0:12.75)
Average Speed [km/h]	52.9	69.0	68.2	65.3	62.3	56.5
Top Speed [km/h]	69.2	69.5	69.2	67.2	64.9	60.5
Avg. Dist. to Rail [m]	10.5	2.5	1.5	4.0	7.3	9.5
Avg. Stride Freq. [Hz]	2.4	2.5	2.5	2.4	2.4	2.3
Avg. Stride Length [m]	6.1	7.6	7.7	7.5	7.2	6.8



- [ ] Ranking at each section and finish
- .-.- No data available at this section
- NA No data available



Horse/Jockey Name	Crowning Moment
Final Rank	7
Fastest Section Time (Section)	0:10.43 (1000m)
Top Speed [km/h] (Section)	71.1 (1000m)
Race State	Finished



### Townsville QLD Professional

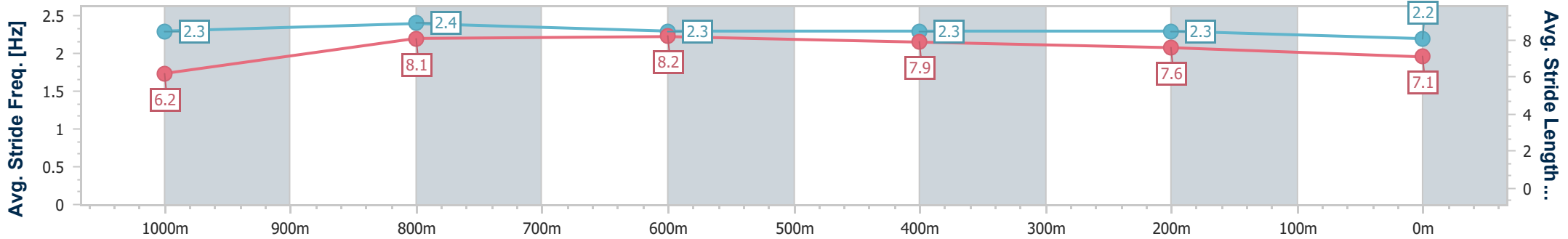
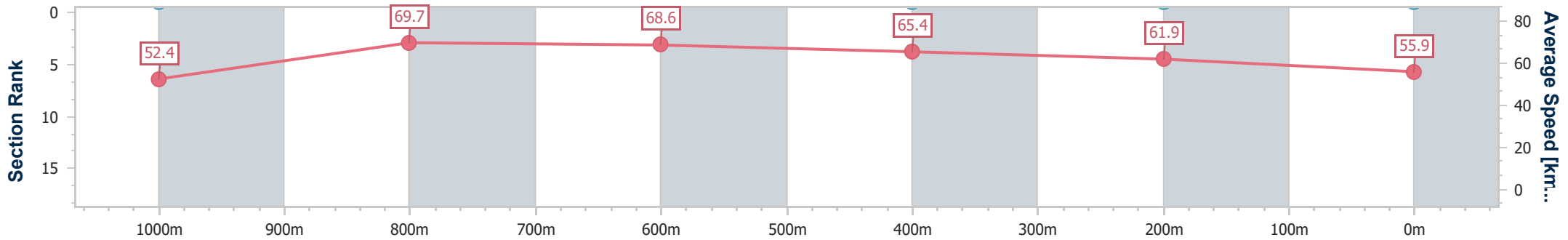
Race 7: Ladbrokes Easy Form BM70 Handicap - 1200m

30 April 2024 - 16:57

Track Rating: Soft 5, Weather: Fine, Rail Position: +0.5m 1000m-W/Post; +1.5m Remainder



Section	Overall	1000m	800m	600m	400m	200m
Section Times	1:10.58 [7] (0:13.79)	0:56.79 [4] (0:10.43)	0:46.36 [4] (0:10.58)	0:35.78 [3] (0:11.15)	0:24.63 [2] (0:11.73)	0:12.90 [3] (0:12.90)
Average Speed [km/h]	52.4	69.7	68.6	65.4	61.9	55.9
Top Speed [km/h]	70.0	71.1	70.0	66.9	64.4	59.9
Avg. Dist. to Rail [m]	6.3	2.3	1.2	2.7	4.9	5.6
Avg. Stride Freq. [Hz]	2.3	2.4	2.3	2.3	2.3	2.2
Avg. Stride Length [m]	6.2	8.1	8.2	7.9	7.6	7.1



- [ ] Ranking at each section and finish
- .-.- No data available at this section
- NA No data available





Horse/Jockey Name	Razment
Final Rank	8
Fastest Section Time (Section)	0:10.61 (800m)
Top Speed [km/h] (Section)	70.2 (1000m)
Race State	Finished



Townsville QLD Professional

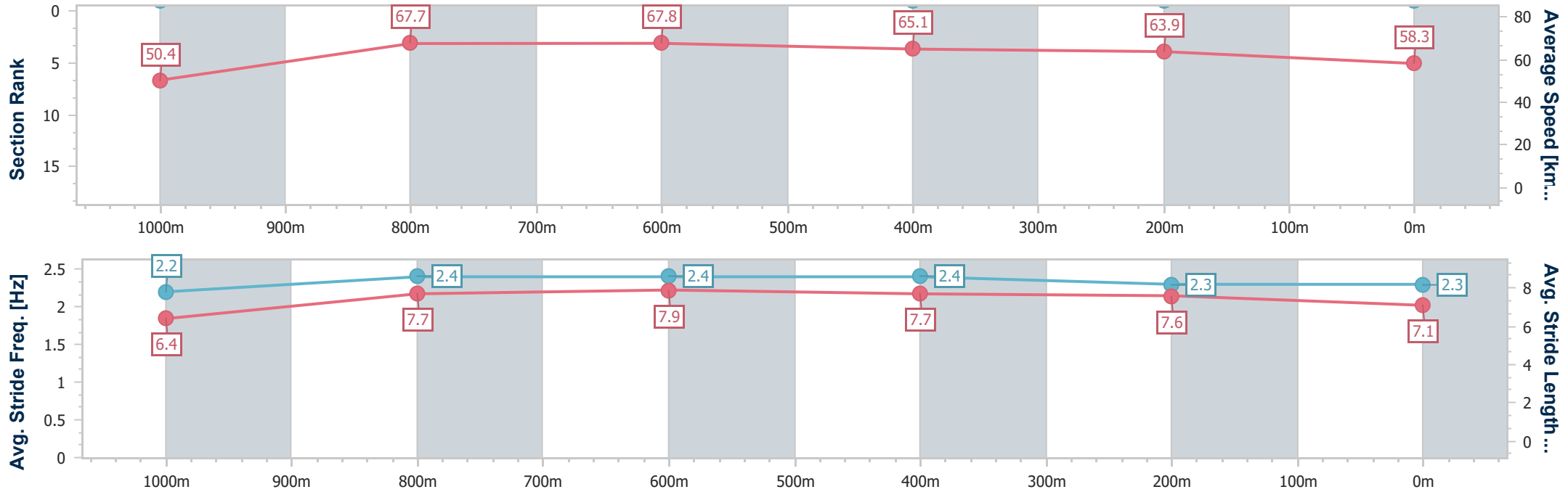
Race 7: Ladbrokes Easy Form BM70 Handicap - 1200m

30 April 2024 - 16:57

Track Rating: Soft 5, Weather: Fine, Rail Position: +0.5m 1000m-W/Post; +1.5m Remainder



Section	Overall	1000m	800m	600m	400m	200m
Section Times	1:10.63 [8] (0:14.40)	0:56.23 [10] (0:10.68)	0:45.55 [10] (0:10.61)	0:34.94 [9] (0:11.21)	0:23.73 [9] (0:11.39)	0:12.34 [9] (0:12.34)
Average Speed [km/h]	50.4	67.7	67.8	65.1	63.9	58.3
Top Speed [km/h]	65.6	70.2	69.2	66.7	65.3	61.5
Avg. Dist. to Rail [m]	12.5	1.6	0.5	2.6	6.0	6.4
Avg. Stride Freq. [Hz]	2.2	2.4	2.4	2.4	2.3	2.3
Avg. Stride Length [m]	6.4	7.7	7.9	7.7	7.6	7.1



- [ ] Ranking at each section and finish
- .-.- No data available at this section
- NA No data available



Horse/Jockey Name	Crystal Chief
Final Rank	9
Fastest Section Time (Section)	0:10.62 (800m)
Top Speed [km/h] (Section)	69.6 (1000m)
Race State	Finished



### Townsville QLD Professional

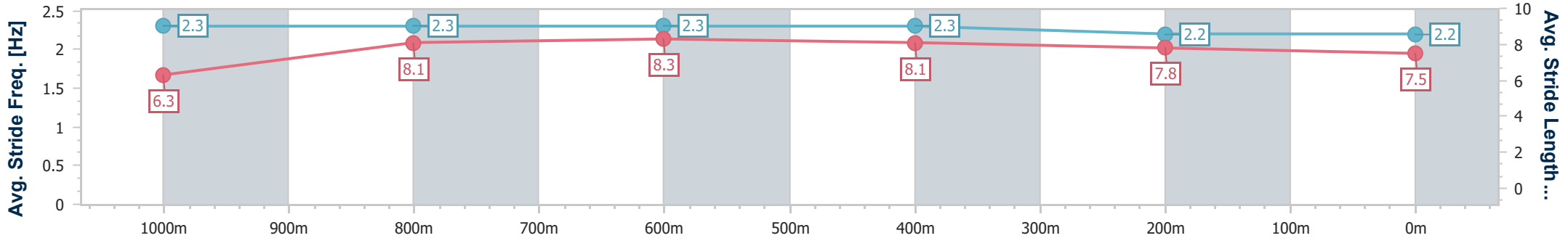
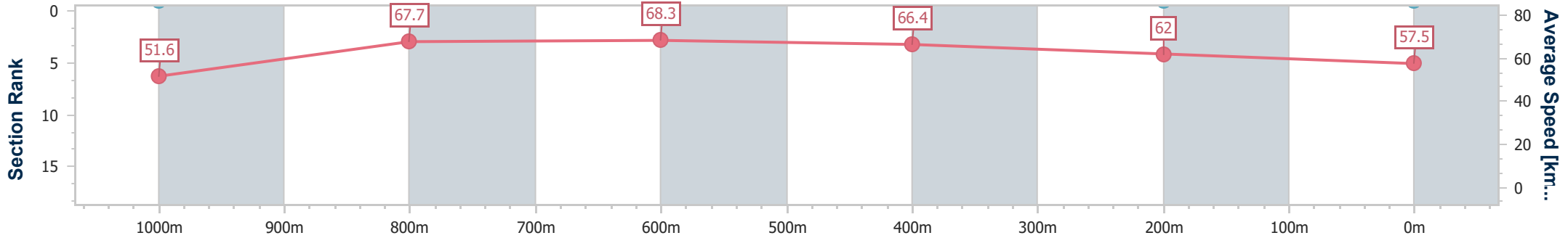
Race 7: Ladbrokes Easy Form BM70 Handicap - 1200m

30 April 2024 - 16:57

Track Rating: Soft 5, Weather: Fine, Rail Position: +0.5m 1000m-W/Post; +1.5m Remainder



Section	Overall	1000m	800m	600m	400m	200m
Section Times	1:10.65 [9] (0:14.02)	0:56.63 [7] (0:10.75)	0:45.88 [7] (0:10.62)	0:35.26 [7] (0:10.99)	0:24.27 [7] (0:11.73)	0:12.54 [7] (0:12.54)
Average Speed [km/h]	51.6	67.7	68.3	66.4	62.0	57.5
Top Speed [km/h]	66.3	69.6	69.2	67.0	65.9	59.8
Avg. Dist. to Rail [m]	9.4	2.6	1.4	2.8	6.8	9.6
Avg. Stride Freq. [Hz]	2.3	2.3	2.3	2.3	2.2	2.2
Avg. Stride Length [m]	6.3	8.1	8.3	8.1	7.8	7.5



- [ ] Ranking at each section and finish
- .-.- No data available at this section
- NA No data available



Horse/Jockey Name	Hallside Hammer
Final Rank	10
Fastest Section Time (Section)	0:10.55 (800m)
Top Speed [km/h] (Section)	69.7 (1000m)
Race State	Finished



### Townsville QLD Professional

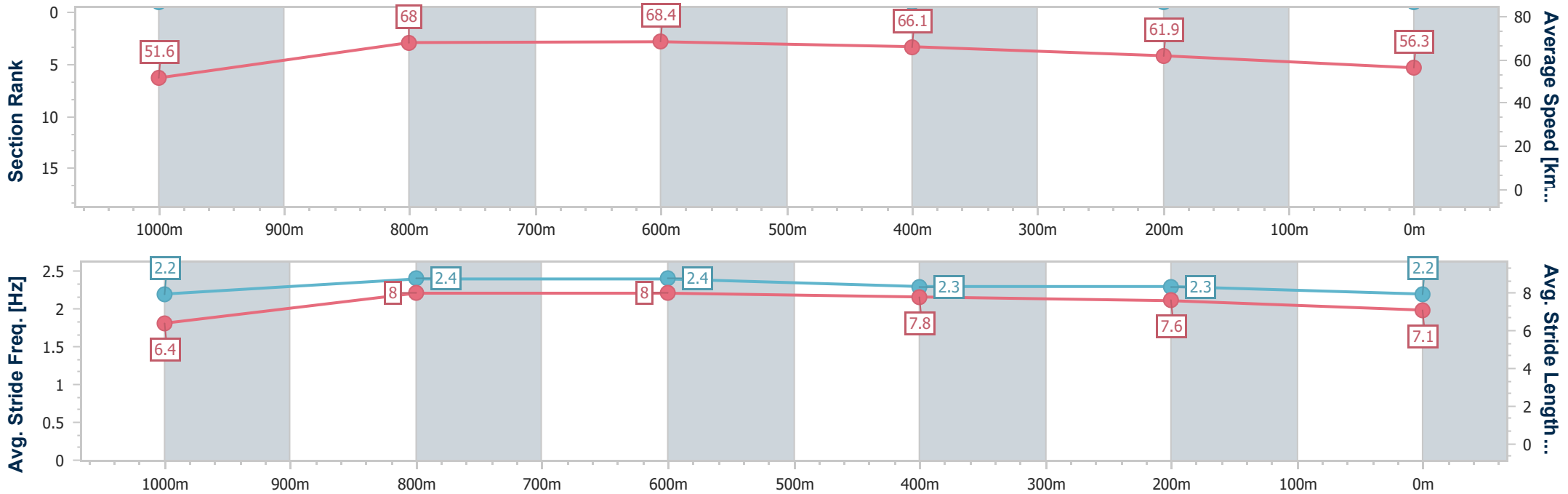
Race 7: Ladbrokes Easy Form BM70 Handicap - 1200m

30 April 2024 - 16:57

Track Rating: Soft 5, Weather: Fine, Rail Position: +0.5m 1000m-  
W/Post; +1.5m Remainder



Section	Overall	1000m	800m	600m	400m	200m
Section Times	1:10.81 [10] (0:14.00)	0:56.81 [6] (0:10.69)	0:46.12 [6] (0:10.55)	0:35.57 [6] (0:11.03)	0:24.54 [6] (0:11.73)	0:12.81 [5] (0:12.81)
Average Speed [km/h]	51.6	68.0	68.4	66.1	61.9	56.3
Top Speed [km/h]	66.3	69.7	69.7	67.5	63.9	60.1
Avg. Dist. to Rail [m]	5.8	2.1	0.7	2.2	5.8	8.6
Avg. Stride Freq. [Hz]	2.2	2.4	2.4	2.3	2.3	2.2
Avg. Stride Length [m]	6.4	8.0	8.0	7.8	7.6	7.1



- [ ] Ranking at each section and finish
- .-.- No data available at this section
- NA No data available



Horse/Jockey Name	Almahero
Final Rank	11
Fastest Section Time (Section)	0:10.69 (800m)
Top Speed [km/h] (Section)	69.4 (800m)
Race State	Finished



### Townsville QLD Professional

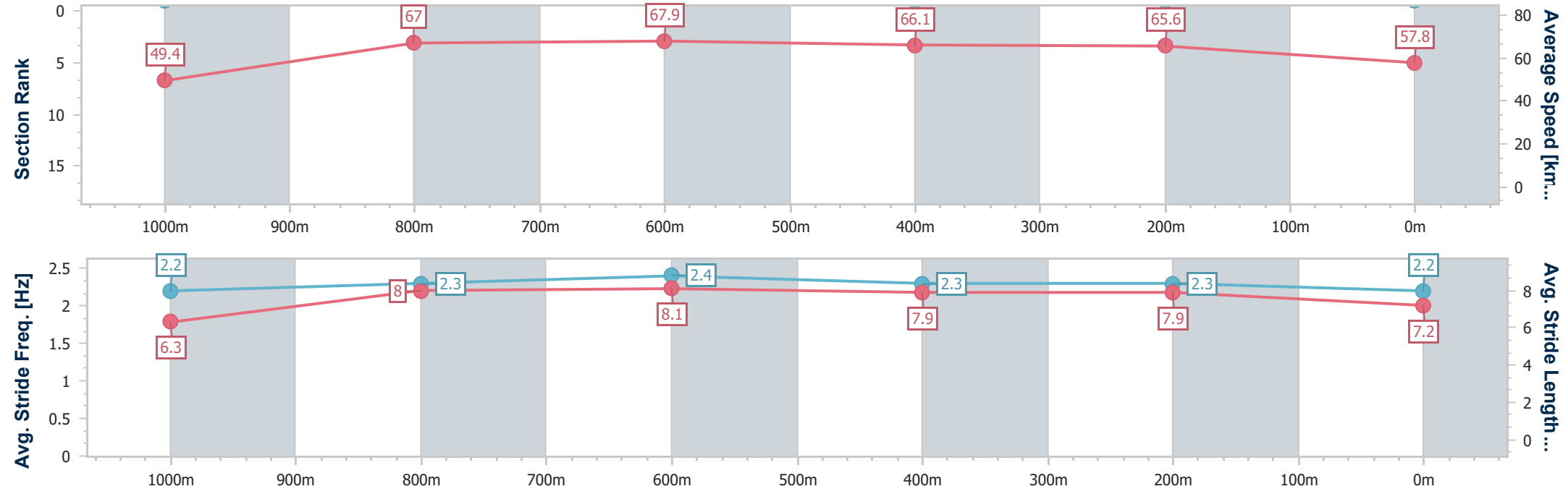
Race 7: Ladbrokes Easy Form BM70 Handicap - 1200m

30 April 2024 - 16:57

Track Rating: Soft 5, Weather: Fine, Rail Position: +0.5m 1000m-W/Post; +1.5m Remainder



Section	Overall	1000m	800m	600m	400m	200m
Section Times	1:10.99 [11] (0:14.68)	0:56.31 [13] (0:10.90)	0:45.41 [13] (0:10.69)	0:34.72 [13] (0:11.10)	0:23.62 [13] (0:11.16)	0:12.46 [12] (0:12.46)
Average Speed [km/h]	49.4	67.0	67.9	66.1	65.6	57.8
Top Speed [km/h]	65.3	69.4	69.4	66.8	67.3	63.3
Avg. Dist. to Rail [m]	14.4	3.0	1.4	3.9	10.9	14.4
Avg. Stride Freq. [Hz]	2.2	2.3	2.4	2.3	2.3	2.2
Avg. Stride Length [m]	6.3	8.0	8.1	7.9	7.9	7.2



- [ ] Ranking at each section and finish
- .-.- No data available at this section
- NA No data available



Horse/Jockey Name	Tintinwin
Final Rank	12
Fastest Section Time (Section)	0:10.65 (1000m)
Top Speed [km/h] (Section)	70.2 (1000m)
Race State	Finished



### Townsville QLD Professional

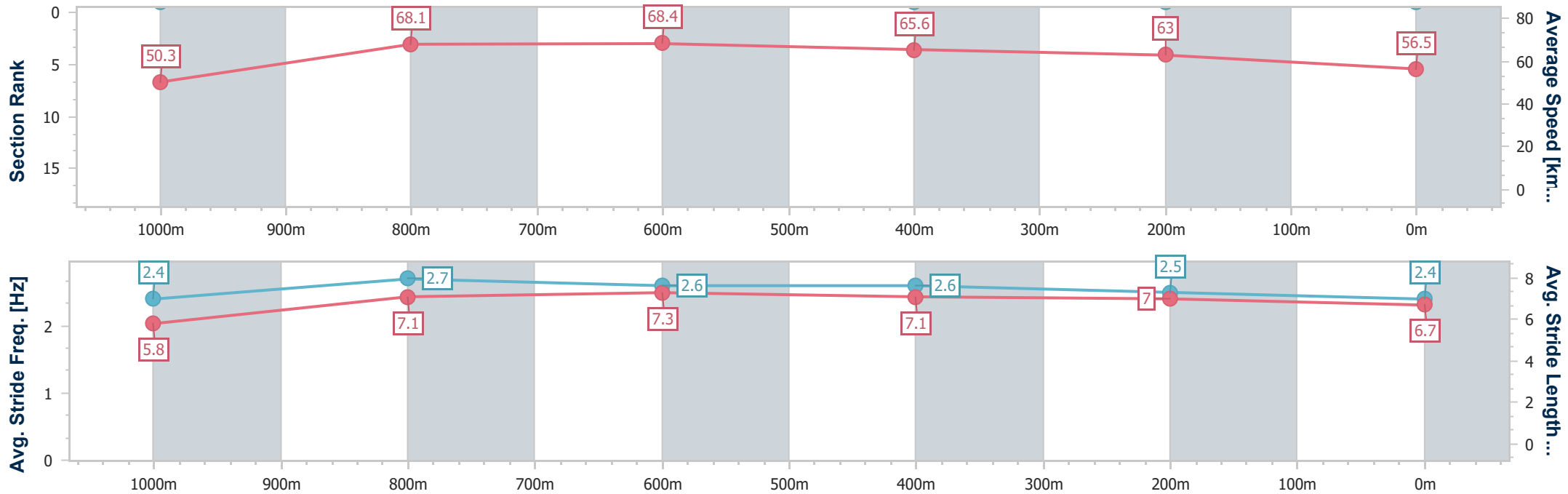
Race 7: Ladbrokes Easy Form BM70 Handicap - 1200m

30 April 2024 - 16:57

Track Rating: Soft 5, Weather: Fine, Rail Position: +0.5m 1000m-W/Post; +1.5m Remainder



Section	Overall	1000m	800m	600m	400m	200m
Section Times	1:11.21 [12] (0:14.38)	0:56.83 [9] (0:10.65)	0:46.18 [9] (0:10.67)	0:35.51 [10] (0:11.22)	0:24.29 [10] (0:11.56)	0:12.73 [11] (0:12.73)
Average Speed [km/h]	50.3	68.1	68.4	65.6	63.0	56.5
Top Speed [km/h]	66.7	70.2	70.1	66.9	64.5	61.5
Avg. Dist. to Rail [m]	9.1	1.7	2.4	4.4	6.2	4.7
Avg. Stride Freq. [Hz]	2.4	2.7	2.6	2.6	2.5	2.4
Avg. Stride Length [m]	5.8	7.1	7.3	7.1	7.0	6.7



- [ ] Ranking at each section and finish
- .-.- No data available at this section
- NA No data available



Horse/Jockey Name	Vienna Rain
Final Rank	13
Fastest Section Time (Section)	0:10.64 (800m)
Top Speed [km/h] (Section)	69.5 (800m)
Race State	Finished



### Townsville QLD Professional

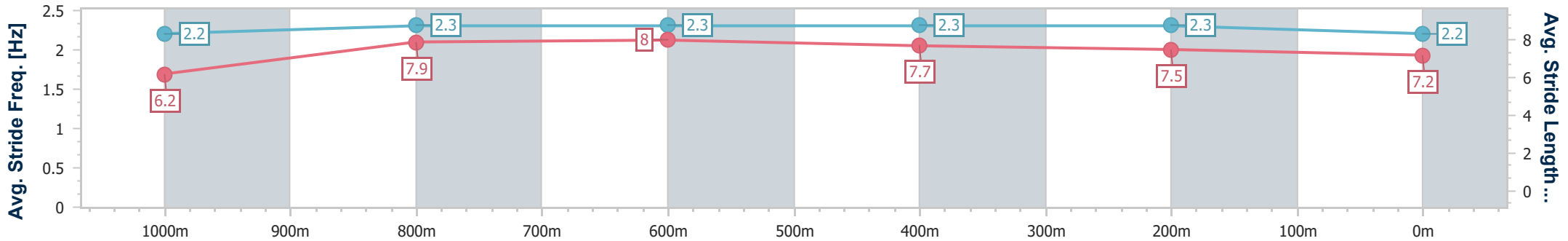
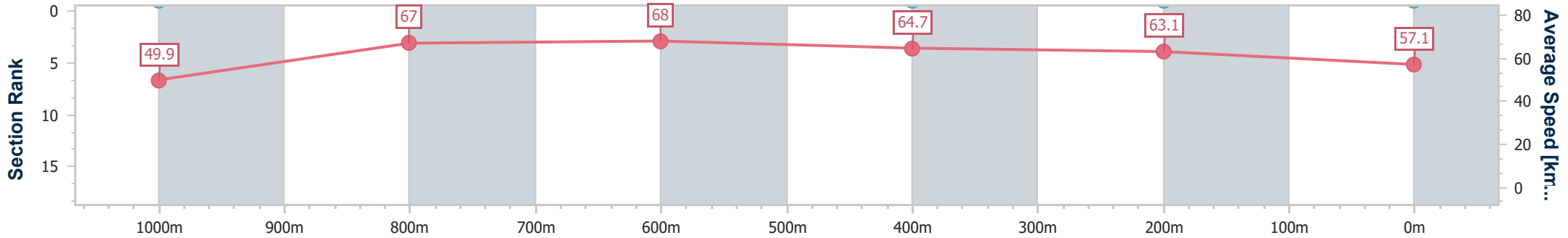
Race 7: Ladbrokes Easy Form BM70 Handicap - 1200m

30 April 2024 - 16:57

Track Rating: Soft 5, Weather: Fine, Rail Position: +0.5m 1000m-  
W/Post; +1.5m Remainder



Section	Overall	1000m	800m	600m	400m	200m
Section Times	1:11.34 [13] (0:14.51)	0:56.83 [12] (0:10.86)	0:45.97 [12] (0:10.64)	0:35.33 [12] (0:11.24)	0:24.09 [12] (0:11.48)	0:12.61 [13] (0:12.61)
Average Speed [km/h]	49.9	67.0	68.0	64.7	63.1	57.1
Top Speed [km/h]	65.0	68.7	69.5	65.9	64.4	61.3
Avg. Dist. to Rail [m]	10.9	2.2	1.1	1.6	4.6	4.5
Avg. Stride Freq. [Hz]	2.2	2.3	2.3	2.3	2.3	2.2
Avg. Stride Length [m]	6.2	7.9	8.0	7.7	7.5	7.2



- [ ] Ranking at each section and finish
- .-.- No data available at this section
- NA No data available



Horse/Jockey Name	Outback Action
Final Rank	14
Fastest Section Time (Section)	0:10.56 (800m)
Top Speed [km/h] (Section)	69.5 (800m)
Race State	Finished



### Townsville QLD Professional

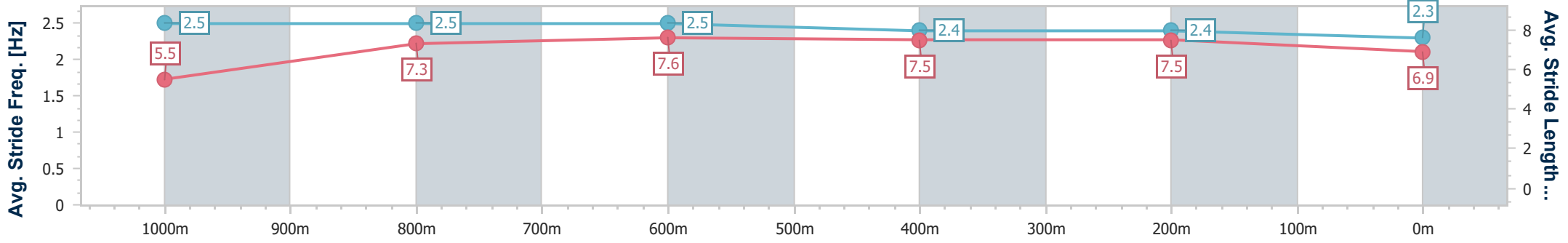
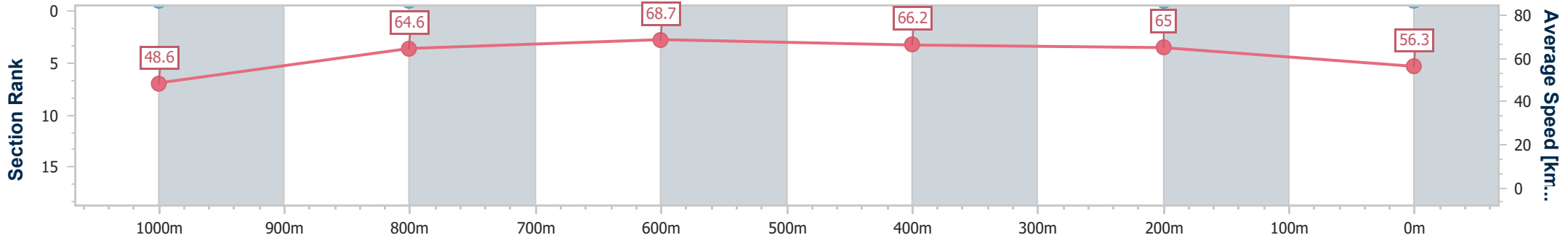
Race 7: Ladbrokes Easy Form BM70 Handicap - 1200m

30 April 2024 - 16:57

Track Rating: Soft 5, Weather: Fine, Rail Position: +0.5m 1000m-W/Post; +1.5m Remainder



Section	Overall	1000m	800m	600m	400m	200m
Section Times	1:11.66 [14] (0:14.88)	0:56.78 [14] (0:11.26)	0:45.52 [14] (0:10.56)	0:34.96 [14] (0:11.01)	0:23.95 [14] (0:11.24)	0:12.71 [14] (0:12.71)
Average Speed [km/h]	48.6	64.6	68.7	66.2	65.0	56.3
Top Speed [km/h]	63.4	67.7	69.5	68.6	65.9	63.8
Avg. Dist. to Rail [m]	6.5	2.4	1.4	2.7	6.3	6.4
Avg. Stride Freq. [Hz]	2.5	2.5	2.5	2.4	2.4	2.3
Avg. Stride Length [m]	5.5	7.3	7.6	7.5	7.5	6.9



- [ ] Ranking at each section and finish
- .-.- No data available at this section
- NA No data available



Horse/Jockey Name	Boho Beauty
Final Rank	15
Fastest Section Time (Section)	0:10.52 (1000m)
Top Speed [km/h] (Section)	72.3 (Overall)
Race State	Finished



### Townsville QLD Professional

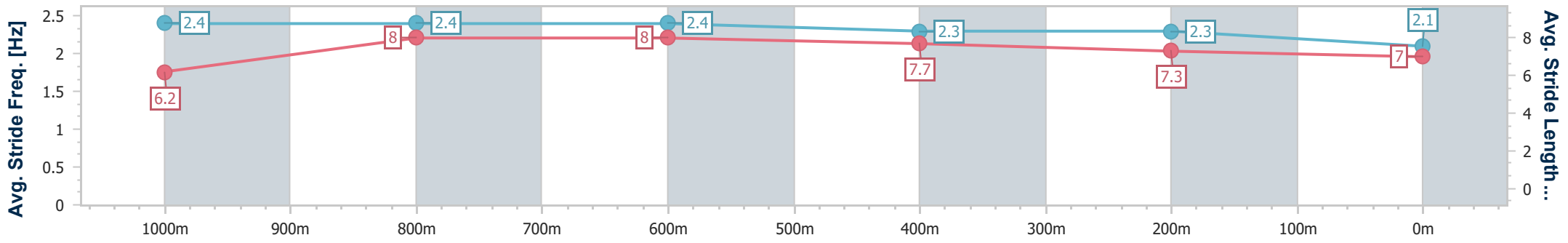
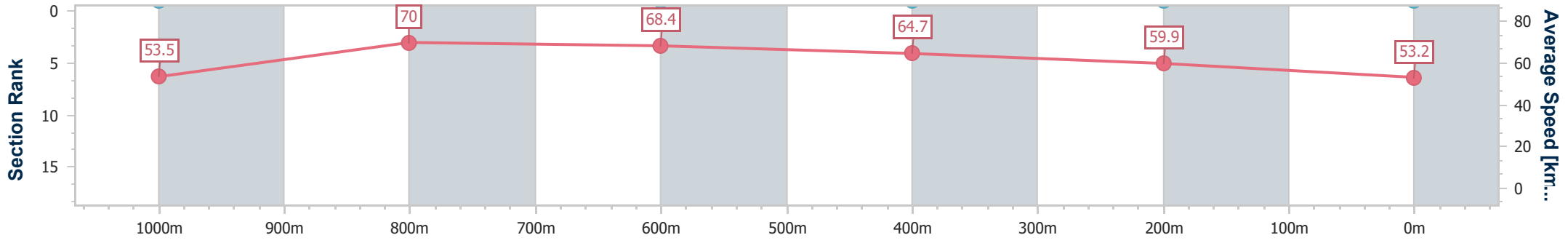
Race 7: Ladbrokes Easy Form BM70 Handicap - 1200m

30 April 2024 - 16:57

Track Rating: Soft 5, Weather: Fine, Rail Position: +0.5m 1000m-W/Post; +1.5m Remainder



Section	Overall	1000m	800m	600m	400m	200m
Section Times	1:11.71 [15] (0:13.53)	0:58.18 [1] (0:10.52)	0:47.66 [1] (0:10.64)	0:37.02 [2] (0:11.30)	0:25.72 [3] (0:12.15)	0:13.57 [8] (0:13.57)
Average Speed [km/h]	53.5	70.0	68.4	64.7	59.9	53.2
Top Speed [km/h]	72.3	70.7	69.8	66.8	63.3	57.5
Avg. Dist. to Rail [m]	12.6	4.3	2.3	3.3	5.9	6.4
Avg. Stride Freq. [Hz]	2.4	2.4	2.4	2.3	2.3	2.1
Avg. Stride Length [m]	6.2	8.0	8.0	7.7	7.3	7.0



- [ ] Ranking at each section and finish
- .-.- No data available at this section
- NA No data available





Horse/Jockey Name	Prince Akeem
Final Rank	3
Fastest Section Time (Section)	-:--:--
Top Speed [km/h] (Section)	--.-
Race State	DidNotTrack



Townsville QLD Professional

Race 7: Ladbrokes Easy Form BM70 Handicap - 1200m

30 April 2024 - 16:57

Track Rating: Soft 5, Weather: Fine, Rail Position: +0.5m 1000m-  
W/Post; +1.5m Remainder



Section	Overall	1000m	800m	600m	400m	200m								
Section Times	-:--:--	-:--:--	-:--:--	-:--:--	-:--:--	-:--:--								
Average Speed [km/h]	--.-	--.-	--.-	--.-	--.-	--.-								
Top Speed [km/h]	--.-	--.-	--.-	--.-	--.-	--.-								
Avg. Dist. to Rail [m]	--	--	--	--	--	--								
Avg. Stride Freq. [Hz]	--.-	--.-	--.-	--.-	--.-	--.-								
Avg. Stride Length [m]	--.-	--.-	--.-	--.-	--.-	--.-								

- [ ] Ranking at each section and finish
- :--:-- No data available at this section
- NA No data available