



Townsville QLD Professional

Race 4: Hygain BM55 Handicap - 1609m

30 April 2024 - 15:09



Track Rating: Soft 5, Weather: Fine, Rail Position: +0.5m 1000m-W/Post; +1.5m Remainder

Section														
Field Times	Overall	1400m	1200m	1000m	800m	600m	400m	Last 600m						
	1:36.60 (0:13.98)	1:22.62 (0:10.90)	1:11.72 (0:11.33)	1:00.39 (0:11.81)	0:48.58 (0:11.71)	0:36.87 (0:12.01)	0:24.86 (0:12.14)	0:36.87						
Rank	TAB	Horse/Jockey	Barrier	Top Speed [km/h]	Fastest Section									Distance Travelled [m]
1	8	FROM THIS MOMENT Justin Stanley	2	67.5 1400m	0:10.99 1400m	1:36.60 [1] (0:13.98)	1:22.62 [1] (0:10.99)	1:11.63 [2] (0:11.44)	1:00.19 [3] (0:11.83)	0:48.36 [3] (0:11.84)	0:36.52 [4] (0:11.96)	0:24.56 [3] (0:11.96)	0:36.52	
2	4	SPECIALTIE Lacey Morrison	11	66.4 1200m	0:11.12 1400m	1:36.64 [2] (0:14.18)	1:22.46 [4] (0:11.12)	1:11.34 [4] (0:11.24)	1:00.10 [4] (0:11.74)	0:48.36 [4] (0:11.74)	0:36.62 [3] (0:11.99)	0:24.63 [2] (0:11.87)	0:36.62	+1
3	3	BATTALION Isabella Teh	10	64.8 1200m	0:11.32 1200m	1:37.02 [3] (0:14.34)	1:22.68 [6] (0:11.33)	1:11.35 [6] (0:11.32)	1:00.03 [6] (0:11.73)	0:48.30 [6] (0:11.61)	0:36.69 [6] (0:11.98)	0:24.71 [6] (0:12.02)	0:36.69	+6
4	9	EMATHION Jason Taylor	5	66.6 1400m	0:11.02 1400m	1:37.06 [4] (0:14.30)	1:22.76 [5] (0:11.02)	1:11.74 [5] (0:11.31)	1:00.43 [5] (0:11.92)	0:48.51 [5] (0:11.69)	0:36.82 [5] (0:12.05)	0:24.77 [5] (0:12.11)	0:36.82	-1
5	2	FOUR MILE LANE Gabrielle Semmens	13	69.1 1400m	0:10.76 1400m	1:37.06 [5] (0:14.12)	1:22.94 [3] (0:10.76)	1:12.18 [1] (0:11.33)	1:00.85 [1] (0:11.81)	0:49.04 [1] (0:11.71)	0:37.33 [1] (0:12.01)	0:25.32 [1] (0:12.30)	0:37.33	+3
6	11	SHADOW ECLIPSE Adrian Layt	7	66.0 1400m	0:11.12 1200m	1:37.29 [6] (0:14.99)	1:22.30 [8] (0:11.15)	1:11.15 [8] (0:11.12)	1:00.03 [7] (0:11.57)	0:48.46 [7] (0:11.56)	0:36.90 [7] (0:12.05)	0:24.85 [8] (0:12.12)	0:36.90	+3
7	12	SEBROSSA Nathan Thomas	8	66.6 1400m	0:11.23 1200m	1:37.35 [7] (0:14.77)	1:22.58 [7] (0:11.27)	1:11.31 [7] (0:11.23)	1:00.08 [8] (0:11.73)	0:48.35 [8] (0:11.45)	0:36.90 [8] (0:11.96)	0:24.94 [7] (0:12.08)	0:36.90	-5
8	13	MISHANI PATRIOT Jackson Murphy	6	65.6 1200m	0:11.13 1200m	1:37.60 [8] (0:15.32)	1:22.28 [10] (0:11.19)	1:11.09 [10] (0:11.13)	0:59.96 [9] (0:11.64)	0:48.32 [9] (0:11.51)	0:36.81 [10] (0:11.85)	0:24.96 [10] (0:12.09)	0:36.81	-4
9	5	CONQUERING JUDAS Carl Spry	9	66.1 1400m	0:11.17 1400m	1:37.62 [9] (0:15.27)	1:22.35 [9] (0:11.17)	1:11.18 [9] (0:11.20)	0:59.98 [10] (0:11.65)	0:48.33 [10] (0:11.38)	0:36.95 [9] (0:11.95)	0:25.00 [9] (0:12.11)	0:36.95	+4
10	7	SEA OF CORTEZ Chelsea Jokic	3	67.0 Overall	0:11.05 1400m	1:39.54 [10] (0:14.04)	1:25.50 [2] (0:11.05)	1:14.45 [3] (0:11.21)	1:03.24 [2] (0:11.78)	0:51.46 [2] (0:11.74)	0:39.72 [2] (0:12.24)	0:27.48 [4] (0:12.88)	0:39.72	+2

Scratched: Flamenco Rose (#10), Majestics Request (#1), Density (#6)

[] Ranking at each section and finish
 -:-:- No data available at this section
 NA No data available
 SCN Saddle cloth number
 DNF Did not finish
 DNT Did not track



Townsville QLD Professional

Race 4: Hygain BM55 Handicap - 1609m

30 April 2024 - 15:09



Track Rating: Soft 5, Weather: Fine, Rail Position: +0.5m 1000m-W/Post; +1.5m Remainder

Section				200m				Last 600m	
Field Times				0:12.72 (0:12.72)				0:36.87	
Rank	TAB	Horse/Jockey	Barrier	Top Speed [km/h]	Fastest Section	Margin			Distance Travelled [m]
1	8	FROM THIS MOMENT Justin Stanley	2	67.5 1400m	0:10.99 1400m	0:12.60 [2] (0:12.60)	1:36.60		0:36.52
2	4	SPECIALTIE Lacey Morrison	11	66.4 1200m	0:11.12 1400m	0:12.76 [1] (0:12.76)	0.04L		0:36.62 +1
3	3	BATTALION Isabella Teh	10	64.8 1200m	0:11.32 1200m	0:12.69 [4] (0:12.69)	0.38L		0:36.69 +6
4	9	EMATHION Jason Taylor	5	66.6 1400m	0:11.02 1400m	0:12.66 [5] (0:12.66)	0.04L		0:36.82 -1
5	2	FOUR MILE LANE Gabrielle Semmens	13	69.1 1400m	0:10.76 1400m	0:13.02 [3] (0:13.02)	0L		0:37.33 +3
6	11	SHADOW ECLIPSE Adrian Layt	7	66.0 1400m	0:11.12 1200m	0:12.73 [7] (0:12.73)	0.23L		0:36.90 +3
7	12	SEBROSSA Nathan Thomas	8	66.6 1400m	0:11.23 1200m	0:12.86 [6] (0:12.86)	0.06L		0:36.90 -5
8	13	MISHANI PATRIOT Jackson Murphy	6	65.6 1200m	0:11.13 1200m	0:12.87 [8] (0:12.87)	0.25L		0:36.81 -4
9	5	CONQUERING JUDAS Carl Spry	9	66.1 1400m	0:11.17 1400m	0:12.89 [9] (0:12.89)	0.02L		0:36.95 +4
10	7	SEA OF CORTEZ Chelsea Jokic	3	67.0 Overall	0:11.05 1400m	0:14.60 [10] (0:14.60)	1.92L		0:39.72 +2

Scratched: Flamenco Rose (#10), Majestics Request (#1), Density (#6)

Report Created: Tue 30 April 2024 17:47 GMT+10 (Note: Timing is based on position data)

Page 2/12

[] Ranking at each section and finish
 -:-:- No data available at this section
 NA No data available

SCN Saddle cloth number
 DNF Did not finish
 DNT Did not track

data processed by TRIPLESDATA



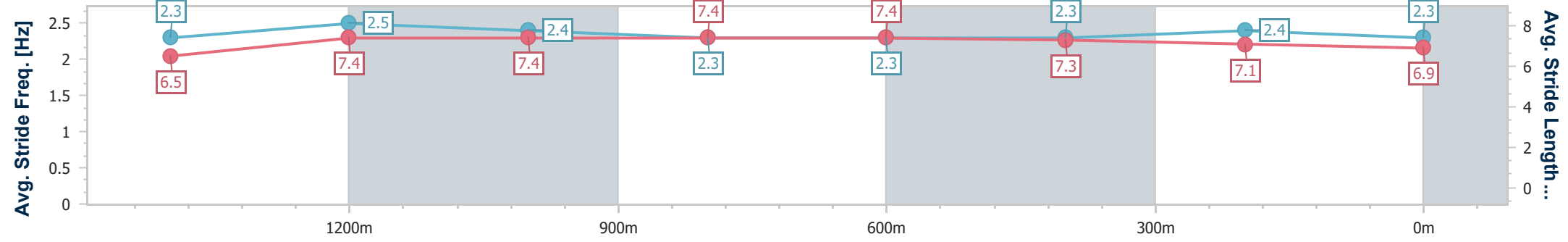
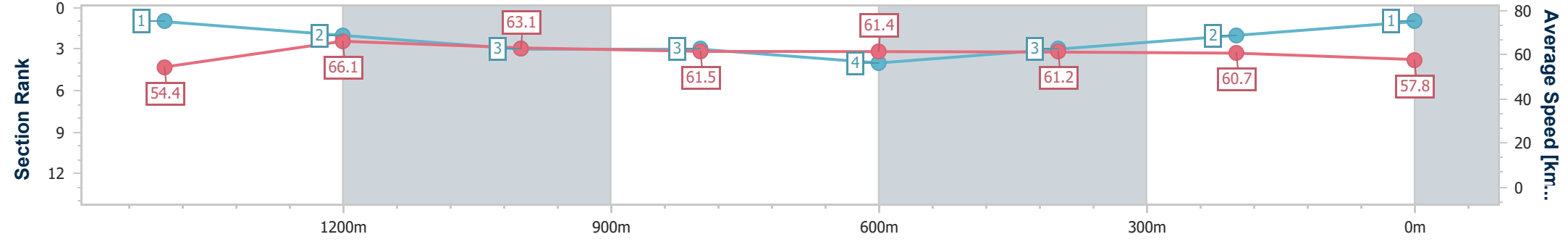
Horse/Jockey Name	From This Moment
Final Rank	1
Fastest Section Time (Section)	0:10.99 (1400m)
Top Speed [km/h] (Section)	67.5 (1400m)
Race State	Finished



Townsville QLD Professional
Race 4: Hygain BM55 Handicap - 1609m
 30 April 2024 - 15:09
 Track Rating: Soft 5, Weather: Fine, Rail Position: +0.5m 1000m-
 W/Post; +1.5m Remainder



Section	Overall	1400m	1200m	1000m	800m	600m	400m	200m
Section Times	1:36.60 [1] (0:13.98)	1:22.62 [1] (0:10.99)	1:11.63 [2] (0:11.44)	1:00.19 [3] (0:11.83)	0:48.36 [3] (0:11.84)	0:36.52 [4] (0:11.96)	0:24.56 [3] (0:11.96)	0:12.60 [2] (0:12.60)
Average Speed [km/h]	54.4	66.1	63.1	61.5	61.4	61.2	60.7	57.8
Top Speed [km/h]	66.7	67.5	65.4	62.2	62.0	61.8	62.3	59.9
Avg. Dist. to Rail [m]	5.7	3.0	2.7	2.3	2.1	3.0	4.5	5.1
Avg. Stride Freq. [Hz]	2.3	2.5	2.4	2.3	2.3	2.3	2.4	2.3
Avg. Stride Length [m]	6.5	7.4	7.4	7.4	7.4	7.3	7.1	6.9



- [] Ranking at each section and finish
- .-.- No data available at this section
- NA No data available



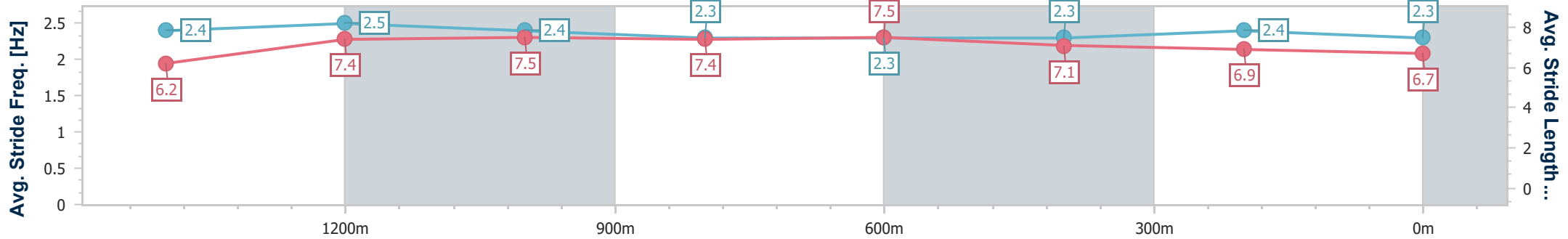
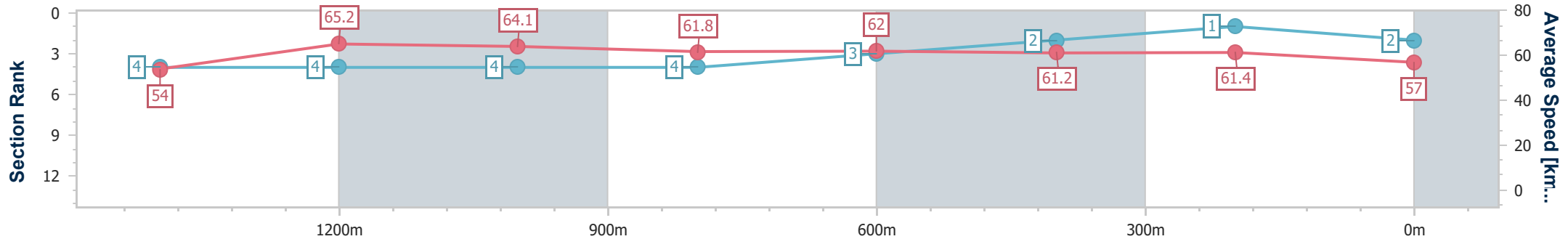
Horse/Jockey Name	Specialtie
Final Rank	2
Fastest Section Time (Section)	0:11.12 (1400m)
Top Speed [km/h] (Section)	66.4 (1200m)
Race State	Finished



Townsville QLD Professional
 Race 4: Hygain BM55 Handicap - 1609m
 30 April 2024 - 15:09
 Track Rating: Soft 5, Weather: Fine, Rail Position: +0.5m 1000m-
 W/Post; +1.5m Remainder



Section	Overall	1400m	1200m	1000m	800m	600m	400m	200m
Section Times	1:36.64 [2] (0:14.18)	1:22.46 [4] (0:11.12)	1:11.34 [4] (0:11.24)	1:00.10 [4] (0:11.74)	0:48.36 [4] (0:11.74)	0:36.62 [3] (0:11.99)	0:24.63 [2] (0:11.87)	0:12.76 [1] (0:12.76)
Average Speed [km/h]	54.0	65.2	64.1	61.8	62.0	61.2	61.4	57.0
Top Speed [km/h]	65.3	65.6	66.4	63.0	62.8	62.2	62.3	59.0
Avg. Dist. to Rail [m]	10.4	2.0	1.6	1.5	2.1	4.1	6.0	6.0
Avg. Stride Freq. [Hz]	2.4	2.5	2.4	2.3	2.3	2.3	2.4	2.3
Avg. Stride Length [m]	6.2	7.4	7.5	7.4	7.5	7.1	6.9	6.7



- [] Ranking at each section and finish
- .-.- No data available at this section
- NA No data available



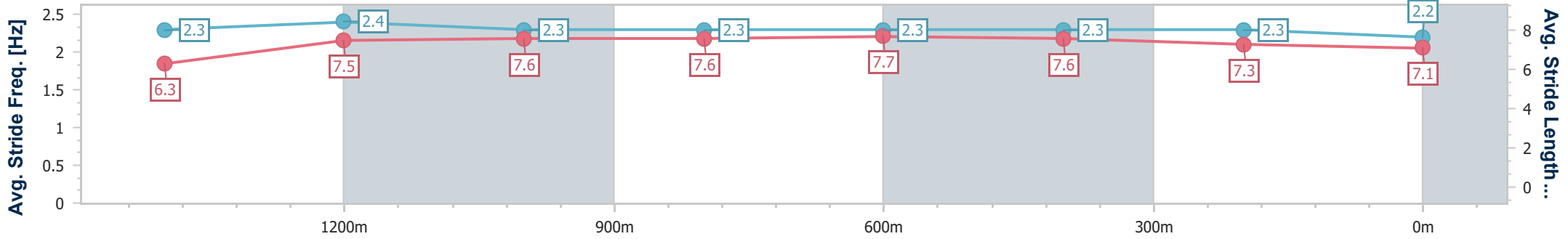
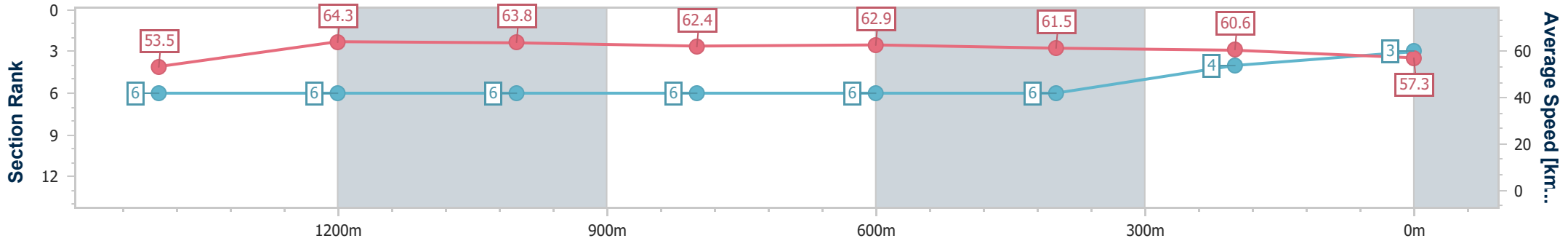
Horse/Jockey Name	Battalion
Final Rank	3
Fastest Section Time (Section)	0:11.32 (1200m)
Top Speed [km/h] (Section)	64.8 (1200m)
Race State	Finished



Townsville QLD Professional
Race 4: Hygain BM55 Handicap - 1609m
 30 April 2024 - 15:09
 Track Rating: Soft 5, Weather: Fine, Rail Position: +0.5m 1000m-
 W/Post; +1.5m Remainder



Section	Overall	1400m	1200m	1000m	800m	600m	400m	200m						
Section Times	1:37.02 [3] (0:14.34)	1:22.68 [6] (0:11.33)	1:11.35 [6] (0:11.32)	1:00.03 [6] (0:11.73)	0:48.30 [6] (0:11.61)	0:36.69 [6] (0:11.98)	0:24.71 [6] (0:12.02)	0:12.69 [4] (0:12.69)						
Average Speed [km/h]	53.5	64.3	63.8	62.4	62.9	61.5	60.6	57.3						
Top Speed [km/h]	64.2	64.6	64.8	64.2	63.8	62.3	61.6	59.1						
Avg. Dist. to Rail [m]	10.1	4.1	3.6	3.3	3.1	4.4	5.9	6.6						
Avg. Stride Freq. [Hz]	2.3	2.4	2.3	2.3	2.3	2.3	2.3	2.2						
Avg. Stride Length [m]	6.3	7.5	7.6	7.6	7.7	7.6	7.3	7.1						



- [] Ranking at each section and finish
- .-.- No data available at this section
- NA No data available



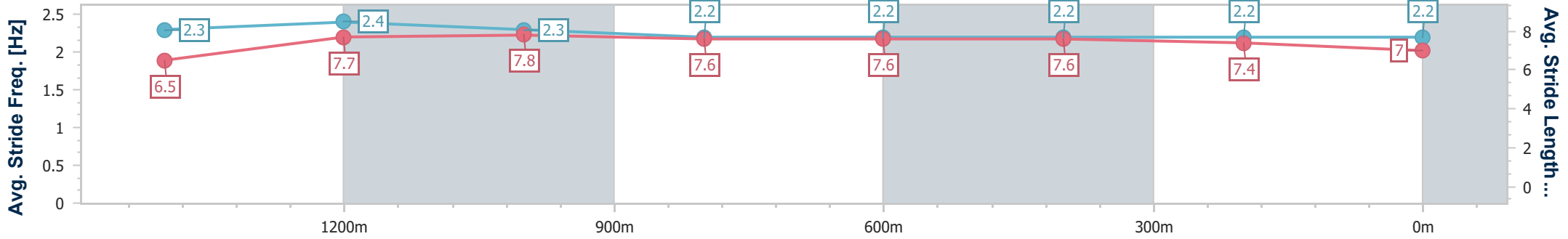
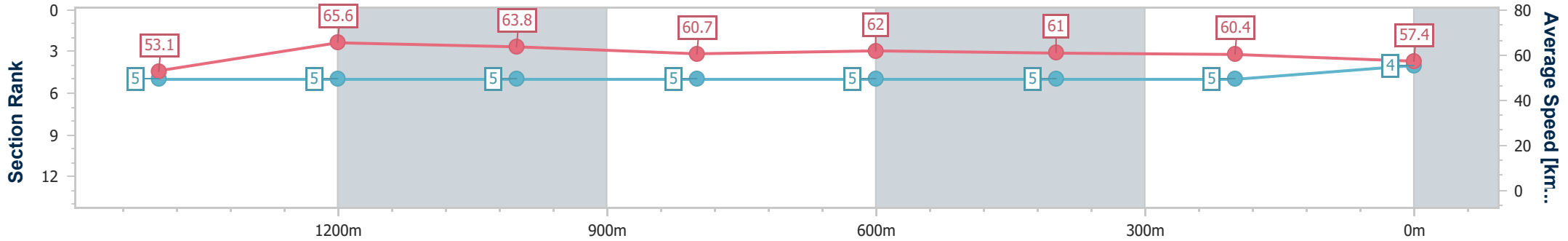
Horse/Jockey Name	Emathion
Final Rank	4
Fastest Section Time (Section)	0:11.02 (1400m)
Top Speed [km/h] (Section)	66.6 (1400m)
Race State	Finished



Townsville QLD Professional
Race 4: Hygain BM55 Handicap - 1609m
 30 April 2024 - 15:09
 Track Rating: Soft 5, Weather: Fine, Rail Position: +0.5m 1000m-
 W/Post; +1.5m Remainder



Section	Overall	1400m	1200m	1000m	800m	600m	400m	200m						
Section Times	1:37.06 [4] (0:14.30)	1:22.76 [5] (0:11.02)	1:11.74 [5] (0:11.31)	1:00.43 [5] (0:11.92)	0:48.51 [5] (0:11.69)	0:36.82 [5] (0:12.05)	0:24.77 [5] (0:12.11)	0:12.66 [5] (0:12.66)						
Average Speed [km/h]	53.1	65.6	63.8	60.7	62.0	61.0	60.4	57.4						
Top Speed [km/h]	66.0	66.6	66.1	62.5	62.4	61.9	61.1	59.2						
Avg. Dist. to Rail [m]	5.9	1.2	1.2	0.9	1.6	4.7	6.6	6.8						
Avg. Stride Freq. [Hz]	2.3	2.4	2.3	2.2	2.2	2.2	2.2	2.2						
Avg. Stride Length [m]	6.5	7.7	7.8	7.6	7.6	7.6	7.4	7.0						



- [] Ranking at each section and finish
- .-.- No data available at this section
- NA No data available



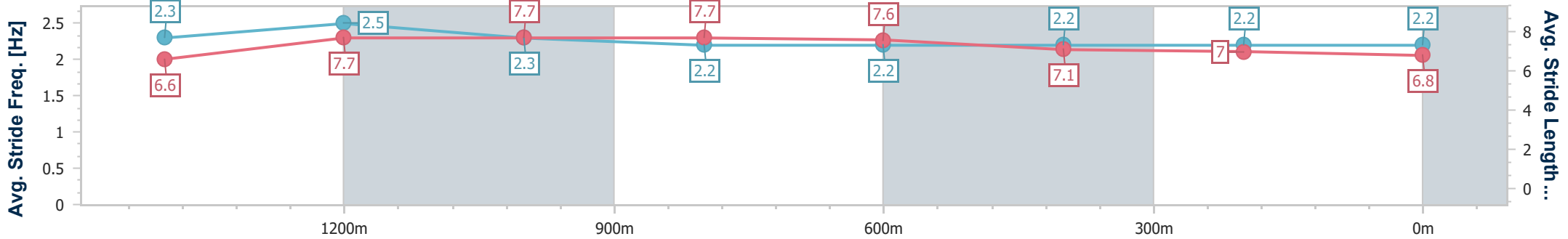
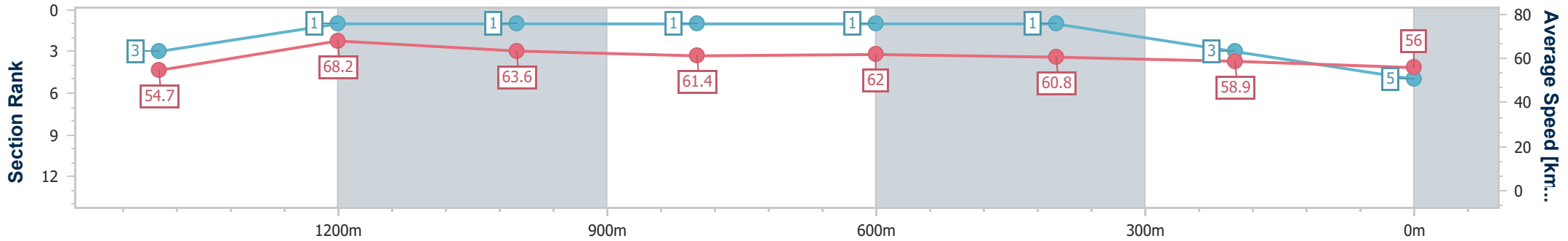
Horse/Jockey Name	Four Mile Lane
Final Rank	5
Fastest Section Time (Section)	0:10.76 (1400m)
Top Speed [km/h] (Section)	69.1 (1400m)
Race State	Finished



Townsville QLD Professional
 Race 4: Hygain BM55 Handicap - 1609m
 30 April 2024 - 15:09
 Track Rating: Soft 5, Weather: Fine, Rail Position: +0.5m 1000m-
 W/Post; +1.5m Remainder



Section	Overall	1400m	1200m	1000m	800m	600m	400m	200m						
Section Times	1:37.06 [5] (0:14.12)	1:22.94 [3] (0:10.76)	1:12.18 [1] (0:11.33)	1:00.85 [1] (0:11.81)	0:49.04 [1] (0:11.71)	0:37.33 [1] (0:12.01)	0:25.32 [1] (0:12.30)	0:13.02 [3] (0:13.02)						
Average Speed [km/h]	54.7	68.2	63.6	61.4	62.0	60.8	58.9	56.0						
Top Speed [km/h]	67.3	69.1	67.2	62.0	62.4	61.8	59.8	56.6						
Avg. Dist. to Rail [m]	12.9	4.7	2.7	1.7	1.4	3.0	4.5	5.1						
Avg. Stride Freq. [Hz]	2.3	2.5	2.3	2.2	2.2	2.2	2.2	2.2						
Avg. Stride Length [m]	6.6	7.7	7.7	7.7	7.6	7.1	7.0	6.8						



- [] Ranking at each section and finish
- .-.- No data available at this section
- NA No data available



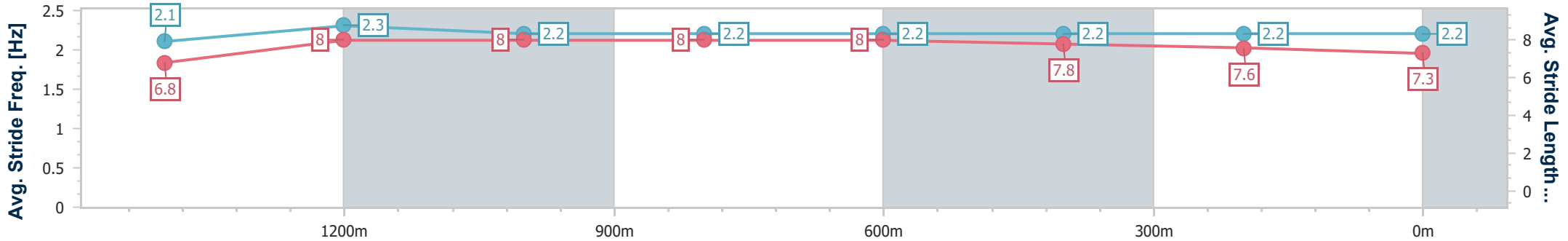
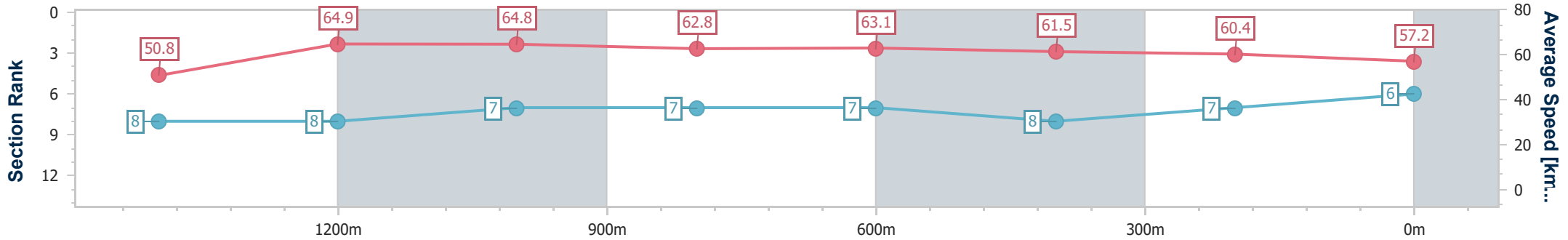
Horse/Jockey Name	Shadow Eclipse
Final Rank	6
Fastest Section Time (Section)	0:11.12 (1200m)
Top Speed [km/h] (Section)	66.0 (1400m)
Race State	Finished



Townsville QLD Professional
 Race 4: Hygain BM55 Handicap - 1609m
 30 April 2024 - 15:09
 Track Rating: Soft 5, Weather: Fine, Rail Position: +0.5m 1000m-
 W/Post; +1.5m Remainder



Section	Overall	1400m	1200m	1000m	800m	600m	400m	200m						
Section Times	1:37.29 [6] (0:14.99)	1:22.30 [8] (0:11.15)	1:11.15 [8] (0:11.12)	1:00.03 [7] (0:11.57)	0:48.46 [7] (0:11.56)	0:36.90 [7] (0:12.05)	0:24.85 [8] (0:12.12)	0:12.73 [7] (0:12.73)						
Average Speed [km/h]	50.8	64.9	64.8	62.8	63.1	61.5	60.4	57.2						
Top Speed [km/h]	64.2	66.0	65.2	64.3	63.9	62.7	61.0	59.3						
Avg. Dist. to Rail [m]	7.2	1.6	1.7	1.8	2.5	6.2	8.6	9.5						
Avg. Stride Freq. [Hz]	2.1	2.3	2.2	2.2	2.2	2.2	2.2	2.2						
Avg. Stride Length [m]	6.8	8.0	8.0	8.0	8.0	7.8	7.6	7.3						



- [] Ranking at each section and finish
- .-.- No data available at this section
- NA No data available



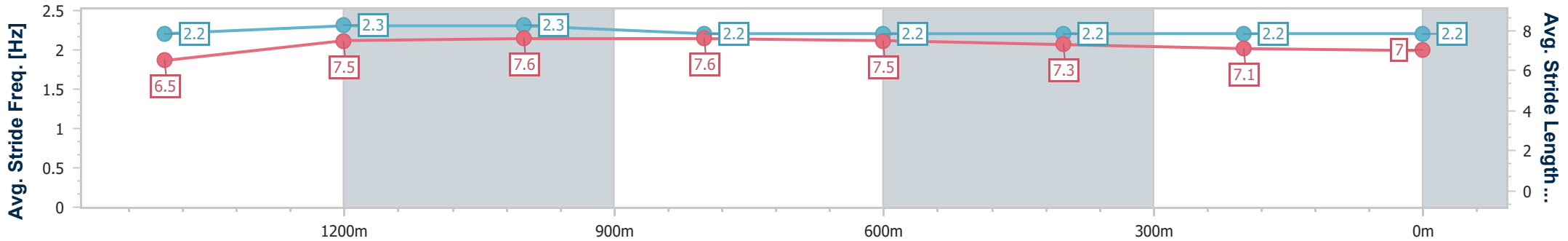
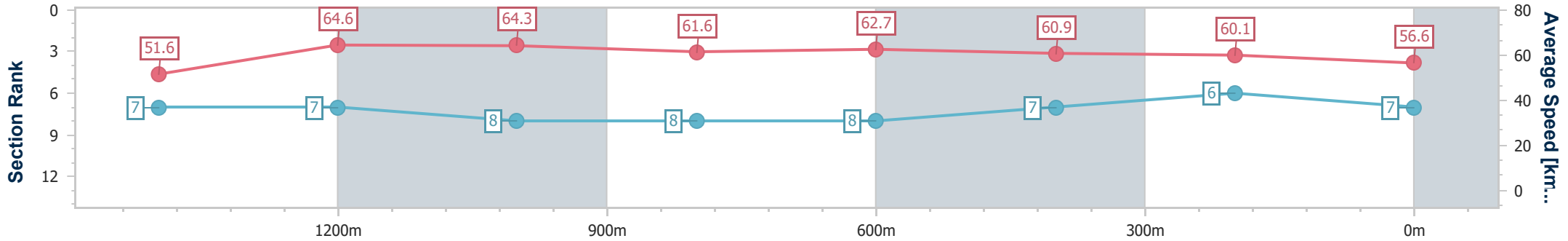
Horse/Jockey Name	Sebrossa
Final Rank	7
Fastest Section Time (Section)	0:11.23 (1200m)
Top Speed [km/h] (Section)	66.6 (1400m)
Race State	Finished



Townsville QLD Professional
 Race 4: Hygain BM55 Handicap - 1609m
 30 April 2024 - 15:09
 Track Rating: Soft 5, Weather: Fine, Rail Position: +0.5m 1000m-
 W/Post; +1.5m Remainder



Section	Overall	1400m	1200m	1000m	800m	600m	400m	200m						
Section Times	1:37.35 [7] (0:14.77)	1:22.58 [7] (0:11.27)	1:11.31 [7] (0:11.23)	1:00.08 [8] (0:11.73)	0:48.35 [8] (0:11.45)	0:36.90 [8] (0:11.96)	0:24.94 [7] (0:12.08)	0:12.86 [6] (0:12.86)						
Average Speed [km/h]	51.6	64.6	64.3	61.6	62.7	60.9	60.1	56.6						
Top Speed [km/h]	64.2	66.6	66.1	63.1	63.3	61.9	61.4	58.8						
Avg. Dist. to Rail [m]	8.4	3.1	2.3	1.0	0.6	2.2	4.2	5.5						
Avg. Stride Freq. [Hz]	2.2	2.3	2.3	2.2	2.2	2.2	2.2	2.2						
Avg. Stride Length [m]	6.5	7.5	7.6	7.6	7.5	7.3	7.1	7.0						



- [] Ranking at each section and finish
- .-.- No data available at this section
- NA No data available



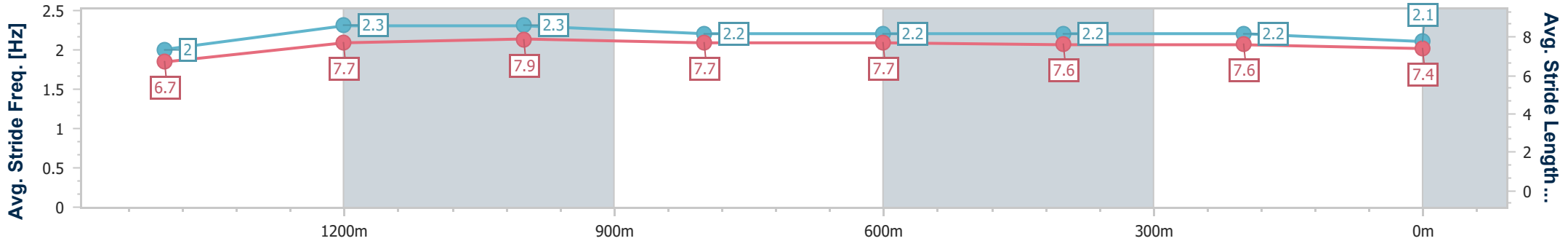
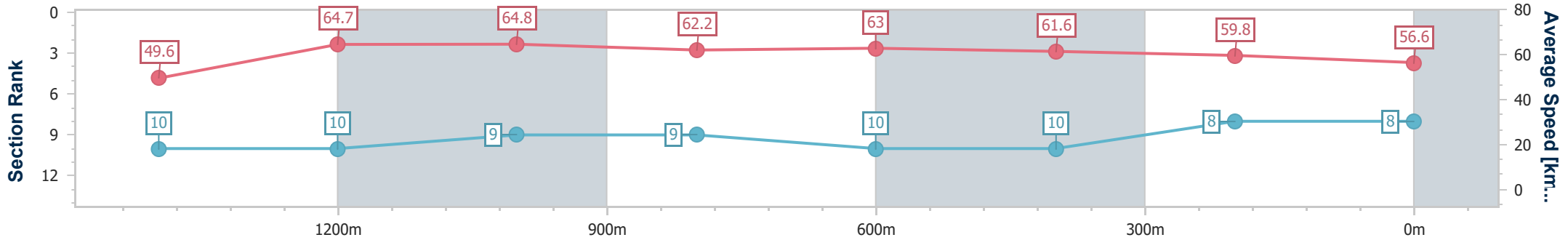
Horse/Jockey Name	Mishani Patriot
Final Rank	8
Fastest Section Time (Section)	0:11.13 (1200m)
Top Speed [km/h] (Section)	65.6 (1200m)
Race State	Finished



Townsville QLD Professional
 Race 4: Hygain BM55 Handicap - 1609m
 30 April 2024 - 15:09
 Track Rating: Soft 5, Weather: Fine, Rail Position: +0.5m 1000m-
 W/Post; +1.5m Remainder



Section	Overall	1400m	1200m	1000m	800m	600m	400m	200m
Section Times	1:37.60 [8] (0:15.32)	1:22.28 [10] (0:11.19)	1:11.09 [10] (0:11.13)	0:59.96 [9] (0:11.64)	0:48.32 [9] (0:11.51)	0:36.81 [10] (0:11.85)	0:24.96 [10] (0:12.09)	0:12.87 [8] (0:12.87)
Average Speed [km/h]	49.6	64.7	64.8	62.2	63.0	61.6	59.8	56.6
Top Speed [km/h]	63.4	65.3	65.6	64.2	63.9	62.5	61.5	58.5
Avg. Dist. to Rail [m]	6.8	2.2	2.0	1.3	1.6	2.3	3.0	5.2
Avg. Stride Freq. [Hz]	2.0	2.3	2.3	2.2	2.2	2.2	2.2	2.1
Avg. Stride Length [m]	6.7	7.7	7.9	7.7	7.7	7.6	7.6	7.4



- [] Ranking at each section and finish
- .-.- No data available at this section
- NA No data available



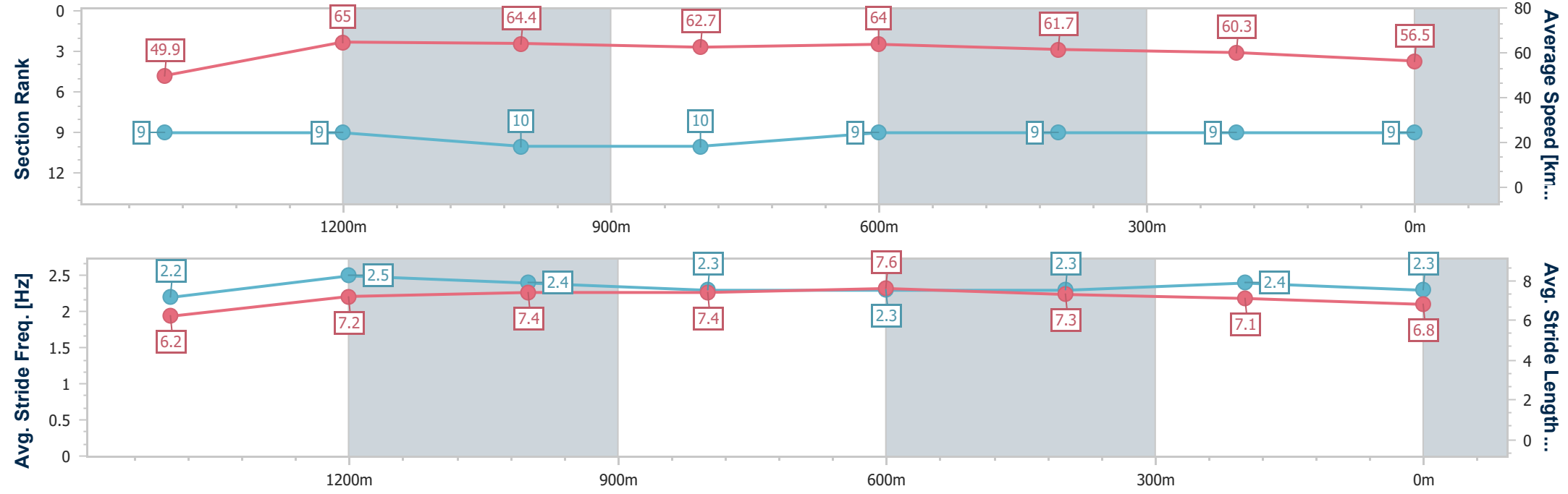
Horse/Jockey Name	Conquering Judas
Final Rank	9
Fastest Section Time (Section)	0:11.17 (1400m)
Top Speed [km/h] (Section)	66.1 (1400m)
Race State	Finished



Townsville QLD Professional
 Race 4: Hygain BM55 Handicap - 1609m
 30 April 2024 - 15:09
 Track Rating: Soft 5, Weather: Fine, Rail Position: +0.5m 1000m-
 W/Post; +1.5m Remainder



Section	Overall	1400m	1200m	1000m	800m	600m	400m	200m						
Section Times	1:37.62 [9] (0:15.27)	1:22.35 [9] (0:11.17)	1:11.18 [9] (0:11.20)	0:59.98 [10] (0:11.65)	0:48.33 [10] (0:11.38)	0:36.95 [9] (0:11.95)	0:25.00 [9] (0:12.11)	0:12.89 [9] (0:12.89)						
Average Speed [km/h]	49.9	65.0	64.4	62.7	64.0	61.7	60.3	56.5						
Top Speed [km/h]	65.2	66.1	65.0	64.6	65.3	62.7	61.5	58.6						
Avg. Dist. to Rail [m]	8.5	2.7	3.0	2.9	2.3	5.0	6.9	8.4						
Avg. Stride Freq. [Hz]	2.2	2.5	2.4	2.3	2.3	2.3	2.4	2.3						
Avg. Stride Length [m]	6.2	7.2	7.4	7.4	7.6	7.3	7.1	6.8						



- [] Ranking at each section and finish
- .-.- No data available at this section
- NA No data available



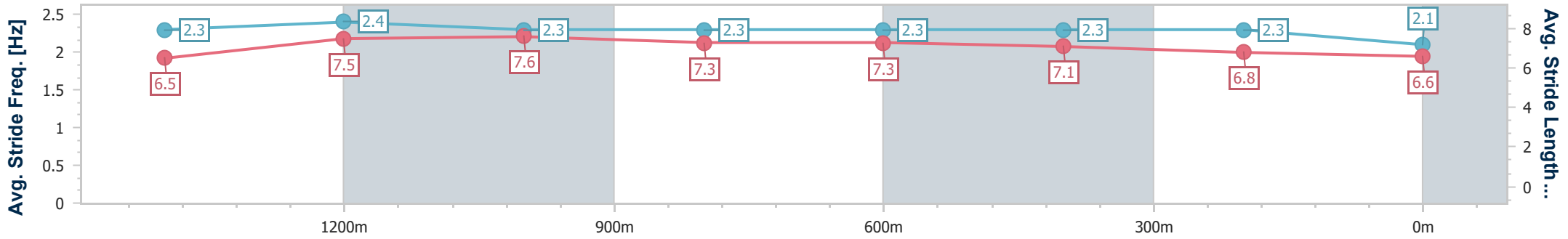
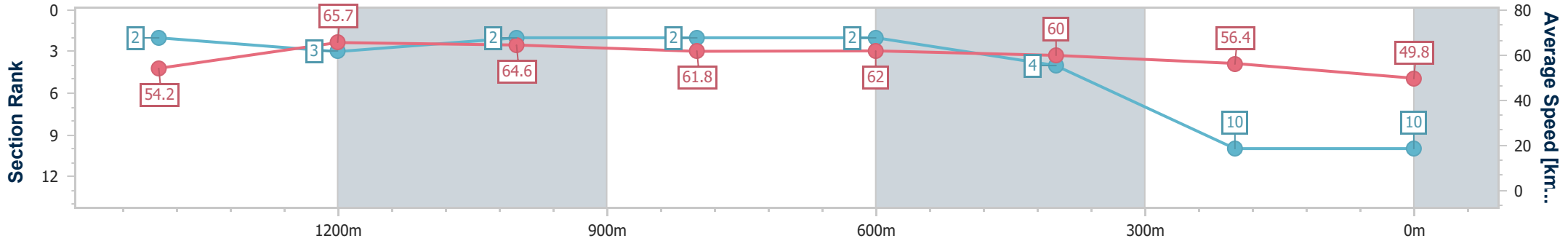
Horse/Jockey Name	Sea Of Cortez
Final Rank	10
Fastest Section Time (Section)	0:11.05 (1400m)
Top Speed [km/h] (Section)	67.0 (Overall)
Race State	Finished



Townsville QLD Professional
 Race 4: Hygain BM55 Handicap - 1609m
 30 April 2024 - 15:09
 Track Rating: Soft 5, Weather: Fine, Rail Position: +0.5m 1000m-
 W/Post; +1.5m Remainder



Section	Overall	1400m	1200m	1000m	800m	600m	400m	200m
Section Times	1:39.54 [10] (0:14.04)	1:25.50 [2] (0:11.05)	1:14.45 [3] (0:11.21)	1:03.24 [2] (0:11.78)	0:51.46 [2] (0:11.74)	0:39.72 [2] (0:12.24)	0:27.48 [4] (0:12.88)	0:14.60 [10] (0:14.60)
Average Speed [km/h]	54.2	65.7	64.6	61.8	62.0	60.0	56.4	49.8
Top Speed [km/h]	67.0	66.3	65.7	63.2	62.5	61.7	58.6	54.5
Avg. Dist. to Rail [m]	6.7	2.7	2.9	2.8	2.4	3.9	5.3	7.3
Avg. Stride Freq. [Hz]	2.3	2.4	2.3	2.3	2.3	2.3	2.3	2.1
Avg. Stride Length [m]	6.5	7.5	7.6	7.3	7.3	7.1	6.8	6.6



- [] Ranking at each section and finish
- .-.- No data available at this section
- NA No data available