



# Townsville QLD Professional

## Race 3: Become A Member Today OPEN Handicap - 1400m

30 April 2024 - 14:37



Track Rating: Soft 5, Weather: Fine, Rail Position: +0.5m 1000m-W/Post; +1.5m Remainder

Section		Overall	1200m	1000m	800m	600m	400m	Last 600m				
Field Times		1:22.19 (0:13.95)	1:08.24 (0:11.47)	0:56.77 (0:11.03)	0:45.74 (0:11.03)	0:34.71 (0:11.45)	0:23.26 (0:11.37)	0:34.71				
Rank	TAB Horse/Jockey	Barrier	Top Speed [km/h]	Fastest Section	Distance Travelled [m]							
1	3 MISS SEATTLE Jackson Murphy	2	67.4 1000m	0:10.92 1000m	1:22.19 [1] (0:14.21)	1:07.98 [4] (0:11.54)	0:56.44 [3] (0:10.92)	0:45.52 [2] (0:11.13)	0:34.39 [4] (0:11.37)	0:23.02 [4] (0:11.32)	0:34.39	
2	4 SUCH A WHIT Jason Taylor	7	68.3 1000m	0:10.93 1000m	1:22.27 [2] (0:14.18)	1:08.09 [3] (0:11.59)	0:56.50 [4] (0:10.93)	0:45.57 [3] (0:11.02)	0:34.55 [3] (0:11.28)	0:23.27 [2] (0:11.30)	0:34.55	-1
3	1 ACROBATIC Chelsea Jokic	4	67.2 1000m	0:11.03 1000m	1:22.89 [3] (0:13.95)	1:08.94 [1] (0:11.47)	0:57.47 [1] (0:11.03)	0:46.44 [1] (0:11.03)	0:35.41 [1] (0:11.45)	0:23.96 [1] (0:11.56)	0:35.41	+0
4	5 CIAO BICKY Scott Sheargold	3	68.0 1000m	0:10.91 1000m	1:22.92 [4] (0:14.35)	1:08.57 [5] (0:11.65)	0:56.92 [5] (0:10.91)	0:46.01 [5] (0:11.08)	0:34.93 [5] (0:11.32)	0:23.61 [5] (0:11.55)	0:34.93	+1
5	2 SIREN ROCK Lacey Morrison	1	66.9 1000m	0:10.94 800m	1:23.18 [5] (0:14.15)	1:09.03 [2] (0:11.41)	0:57.62 [2] (0:11.15)	0:46.47 [4] (0:10.94)	0:35.53 [2] (0:11.43)	0:24.10 [3] (0:11.57)	0:35.53	-2

Scratched: Collombatti (#7), Fortified (#6)

[ ] Ranking at each section and finish  
 -:-:-:- No data available at this section  
 NA No data available

SCN Saddle cloth number  
 DNF Did not finish  
 DNT Did not track



# Townsville QLD Professional

## Race 3: Become A Member Today OPEN Handicap - 1400m

30 April 2024 - 14:37



Track Rating: Soft 5, Weather: Fine, Rail Position: +0.5m 1000m-W/Post; +1.5m Remainder

Section				200m				Last 600m	
Field Times				0:11.89 (0:11.89)				0:34.71	
Rank	TAB	Horse/Jockey	Barrier	Top Speed [km/h]	Fastest Section	Margin			Distance Travelled [m]
1	3	<b>MISS SEATTLE</b> Jackson Murphy	2	67.4 1000m	0:10.92 1000m	0:11.70 [3] (0:11.70)	1:22.19		0:34.39
2	4	<b>SUCH A WHIT</b> Jason Taylor	7	68.3 1000m	0:10.93 1000m	0:11.97 [1] (0:11.97)	0.08L		0:34.55 -1
3	1	<b>ACROBATIC</b> Chelsea Jokic	4	67.2 1000m	0:11.03 1000m	0:12.40 [2] (0:12.40)	0.62L		0:35.41 +0
4	5	<b>CIAO BICKY</b> Scott Sheargold	3	68.0 1000m	0:10.91 1000m	0:12.06 [5] (0:12.06)	0.03L		0:34.93 +1
5	2	<b>SIREN ROCK</b> Lacey Morrison	1	66.9 1000m	0:10.94 800m	0:12.53 [4] (0:12.53)	0.26L		0:35.53 -2

Scratched: Collombatti (#7), Fortified (#6)



Horse/Jockey Name	Miss Seattle
Final Rank	1
Fastest Section Time (Section)	0:10.92 (1000m)
Top Speed [km/h] (Section)	67.4 (1000m)
Race State	Finished



### Townsville QLD Professional

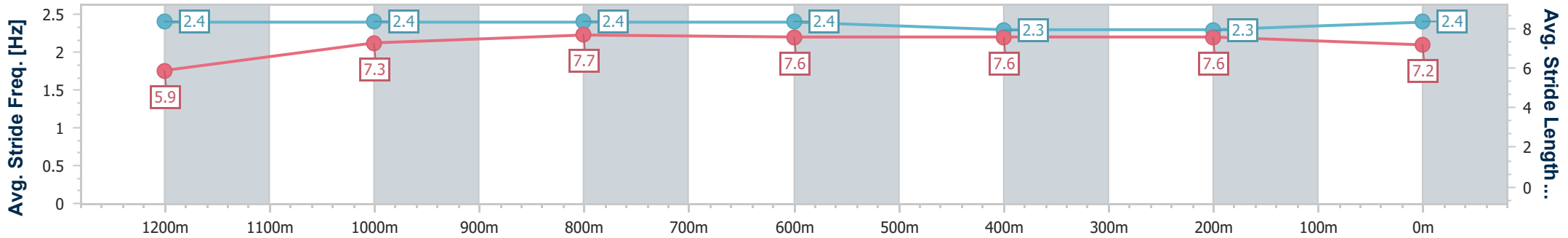
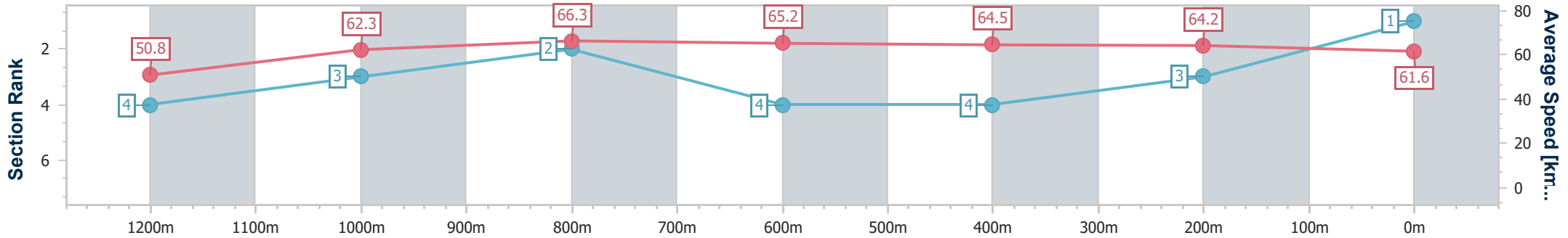
Race 3: Become A Member Today OPEN Handicap - 1400m

30 April 2024 - 14:37

Track Rating: Soft 5, Weather: Fine, Rail Position: +0.5m 1000m-W/Post; +1.5m Remainder



Section	Overall	1200m	1000m	800m	600m	400m	200m
Section Times	1:22.19 [1] (0:14.21)	1:07.98 [4] (0:11.54)	0:56.44 [3] (0:10.92)	0:45.52 [2] (0:11.13)	0:34.39 [4] (0:11.37)	0:23.02 [4] (0:11.32)	0:11.70 [3] (0:11.70)
Average Speed [km/h]	50.8	62.3	66.3	65.2	64.5	64.2	61.6
Top Speed [km/h]	62.6	63.4	67.4	67.0	65.3	65.4	64.3
Avg. Dist. to Rail [m]	4.5	2.0	1.1	1.6	3.5	6.3	11.9
Avg. Stride Freq. [Hz]	2.4	2.4	2.4	2.4	2.3	2.3	2.4
Avg. Stride Length [m]	5.9	7.3	7.7	7.6	7.6	7.6	7.2



- [ ] Ranking at each section and finish
- .-.- No data available at this section
- NA No data available



Horse/Jockey Name	Such A Whit
Final Rank	2
Fastest Section Time (Section)	0:10.93 (1000m)
Top Speed [km/h] (Section)	68.3 (1000m)
Race State	Finished



### Townsville QLD Professional

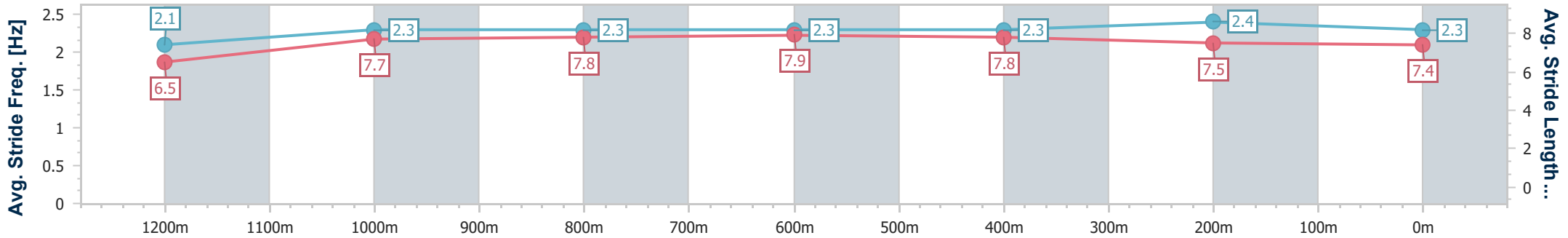
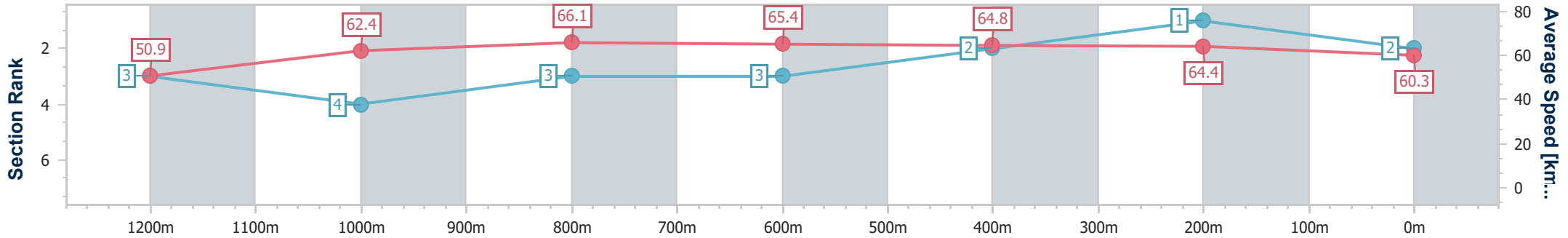
Race 3: Become A Member Today OPEN Handicap - 1400m

30 April 2024 - 14:37

Track Rating: Soft 5, Weather: Fine, Rail Position: +0.5m 1000m-  
W/Post; +1.5m Remainder



Section	Overall	1200m	1000m	800m	600m	400m	200m
Section Times	1:22.27 [2] (0:14.18)	1:08.09 [3] (0:11.59)	0:56.50 [4] (0:10.93)	0:45.57 [3] (0:11.02)	0:34.55 [3] (0:11.28)	0:23.27 [2] (0:11.30)	0:11.97 [1] (0:11.97)
Average Speed [km/h]	50.9	62.4	66.1	65.4	64.8	64.4	60.3
Top Speed [km/h]	62.6	63.3	68.3	66.7	65.8	65.7	63.5
Avg. Dist. to Rail [m]	9.4	4.8	1.2	0.6	3.4	6.2	10.9
Avg. Stride Freq. [Hz]	2.1	2.3	2.3	2.3	2.3	2.4	2.3
Avg. Stride Length [m]	6.5	7.7	7.8	7.9	7.8	7.5	7.4



- [ ] Ranking at each section and finish
- .-.- No data available at this section
- NA No data available



Horse/Jockey Name	Acrobatic
Final Rank	3
Fastest Section Time (Section)	0:11.03 (1000m)
Top Speed [km/h] (Section)	67.2 (1000m)
Race State	Finished



### Townsville QLD Professional

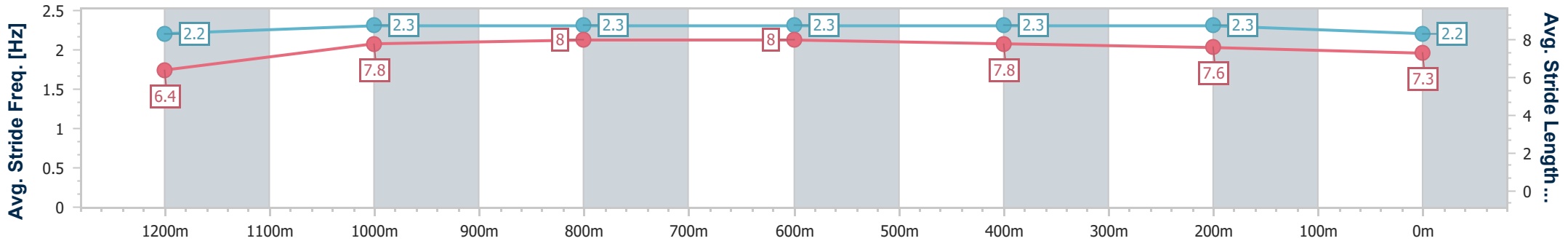
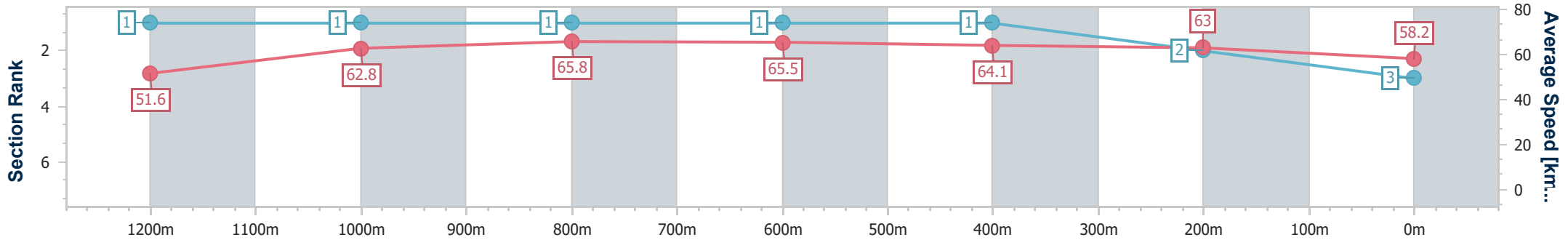
Race 3: Become A Member Today OPEN Handicap - 1400m

30 April 2024 - 14:37

Track Rating: Soft 5, Weather: Fine, Rail Position: +0.5m 1000m-W/Post; +1.5m Remainder



Section	Overall	1200m	1000m	800m	600m	400m	200m
Section Times	1:22.89 [3] (0:13.95)	1:08.94 [1] (0:11.47)	0:57.47 [1] (0:11.03)	0:46.44 [1] (0:11.03)	0:35.41 [1] (0:11.45)	0:23.96 [1] (0:11.56)	0:12.40 [2] (0:12.40)
Average Speed [km/h]	51.6	62.8	65.8	65.5	64.1	63.0	58.2
Top Speed [km/h]	62.1	64.3	67.2	66.8	64.8	64.3	61.5
Avg. Dist. to Rail [m]	6.9	3.6	1.3	1.0	4.0	6.2	7.5
Avg. Stride Freq. [Hz]	2.2	2.3	2.3	2.3	2.3	2.3	2.2
Avg. Stride Length [m]	6.4	7.8	8.0	8.0	7.8	7.6	7.3



- [ ] Ranking at each section and finish
- .-.- No data available at this section
- NA No data available



Horse/Jockey Name	Ciao Bicky
Final Rank	4
Fastest Section Time (Section)	0:10.91 (1000m)
Top Speed [km/h] (Section)	68.0 (1000m)
Race State	Finished



Townsville QLD Professional

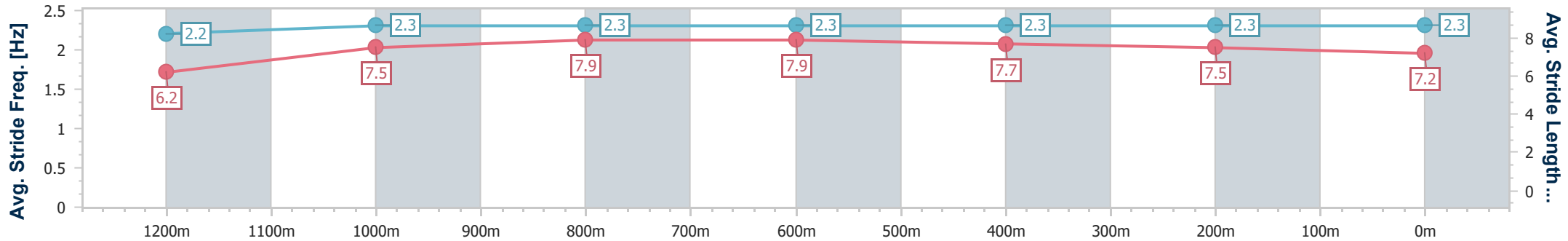
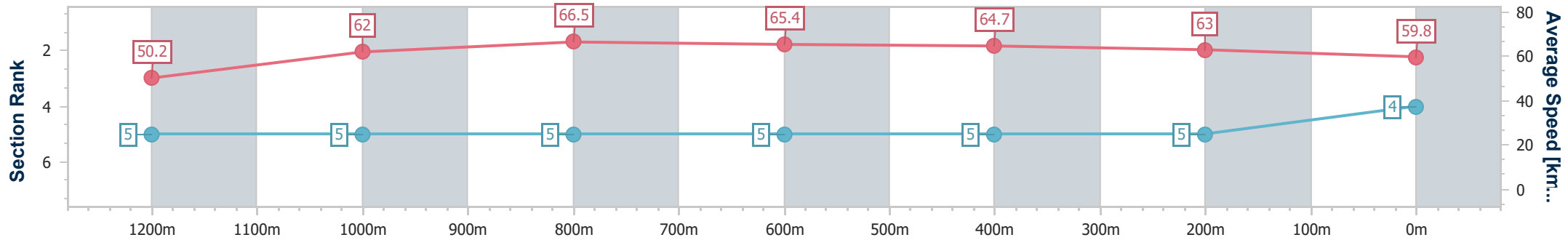
Race 3: Become A Member Today OPEN Handicap - 1400m

30 April 2024 - 14:37

Track Rating: Soft 5, Weather: Fine, Rail Position: +0.5m 1000m-W/Post; +1.5m Remainder



Section	Overall	1200m	1000m	800m	600m	400m	200m
Section Times	1:22.92 [4] (0:14.35)	1:08.57 [5] (0:11.65)	0:56.92 [5] (0:10.91)	0:46.01 [5] (0:11.08)	0:34.93 [5] (0:11.32)	0:23.61 [5] (0:11.55)	0:12.06 [5] (0:12.06)
Average Speed [km/h]	50.2	62.0	66.5	65.4	64.7	63.0	59.8
Top Speed [km/h]	62.0	63.6	68.0	67.6	65.3	65.2	62.2
Avg. Dist. to Rail [m]	7.0	4.4	1.7	1.1	3.6	6.8	9.9
Avg. Stride Freq. [Hz]	2.2	2.3	2.3	2.3	2.3	2.3	2.3
Avg. Stride Length [m]	6.2	7.5	7.9	7.9	7.7	7.5	7.2



- [ ] Ranking at each section and finish
- .-.- No data available at this section
- NA No data available



Horse/Jockey Name	Siren Rock
Final Rank	5
Fastest Section Time (Section)	0:10.94 (800m)
Top Speed [km/h] (Section)	66.9 (1000m)
Race State	Finished



### Townsville QLD Professional

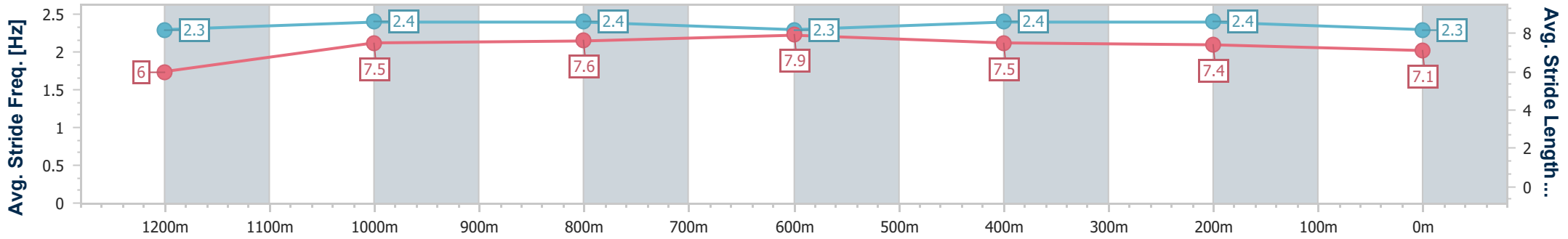
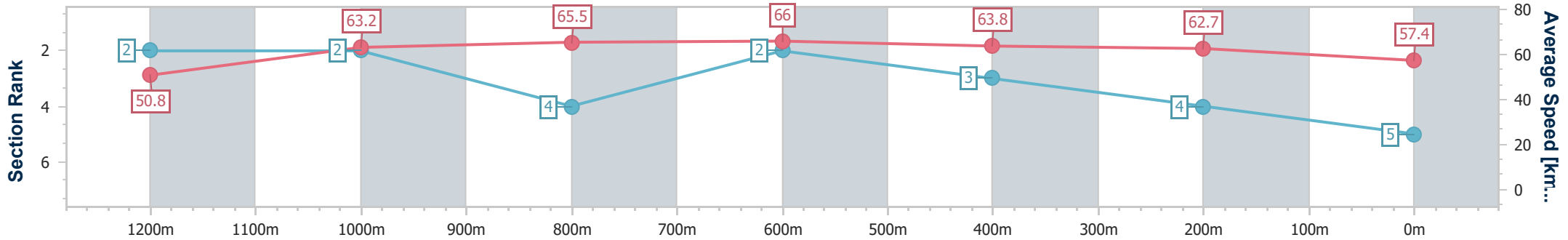
Race 3: Become A Member Today OPEN Handicap - 1400m

30 April 2024 - 14:37

Track Rating: Soft 5, Weather: Fine, Rail Position: +0.5m 1000m-W/Post; +1.5m Remainder



Section	Overall	1200m	1000m	800m	600m	400m	200m
Section Times	1:23.18 [5] (0:14.15)	1:09.03 [2] (0:11.41)	0:57.62 [2] (0:11.15)	0:46.47 [4] (0:10.94)	0:35.53 [2] (0:11.43)	0:24.10 [3] (0:11.57)	0:12.53 [4] (0:12.53)
Average Speed [km/h]	50.8	63.2	65.5	66.0	63.8	62.7	57.4
Top Speed [km/h]	63.5	64.4	66.9	66.9	64.6	63.8	61.5
Avg. Dist. to Rail [m]	2.7	3.0	2.6	0.7	2.8	3.3	4.7
Avg. Stride Freq. [Hz]	2.3	2.4	2.4	2.3	2.4	2.4	2.3
Avg. Stride Length [m]	6.0	7.5	7.6	7.9	7.5	7.4	7.1



- [ ] Ranking at each section and finish
- .-.- No data available at this section
- NA No data available