



Townsville QLD Professional

Race 1: Happy Birthday Lacey Morrison QTIS Two-Years-Old Handicap - 1000m

30 April 2024 - 13:22



Track Rating: Soft 5, Weather: Fine, Rail Position: +0.5m 1000m-W/Post; +1.5m Remainder

Section		Overall	800m	600m	400m	200m	Last 600m					
Field Times		0:56.55 (0:13.04)	0:43.51 (0:10.00)	0:33.51 (0:10.42)	0:23.09 (0:11.08)	0:12.01 (0:12.01)	0:00.00					
Rank	TAB Horse/Jockey	Barrier	Top Speed [km/h]	Fastest Section		Margin	Margin	Distance Travelled [m]				
1	4 I'LLTELLYOUGO Brooke Johnson	5	72.6 800m	0:10.00 800m	0:56.55 [1] (0:13.04)	0:43.51 [1] (0:10.00)	0:33.51 [1] (0:10.42)	0:23.09 [1] (0:11.08)	0:12.01 [1] (0:12.01)	0:56.55	0:33.51	
2	2 SILVER GLITTER Gabrielle Semmens	1	72.1 800m	0:10.36 800m	0:57.26 [2] (0:13.34)	0:43.92 [4] (0:10.36)	0:33.56 [4] (0:10.70)	0:22.86 [3] (0:10.91)	0:11.95 [2] (0:11.95)	0.71L	0:33.56	+1
3	3 HELL OF A BENTLEY Jackson Murphy	8	Data was not able to be tracked for this horse		----	----	----	----	----	0.22L	----	----
4	1 THAT'S IT Lacey Morrison	3	70.6 600m	0:10.51 800m	0:57.57 [4] (0:13.34)	0:44.23 [5] (0:10.51)	0:33.72 [5] (0:10.74)	0:22.98 [5] (0:11.30)	0:11.68 [5] (0:11.68)	0.09L	0:33.72	+3
5	7 HAND GRENADE Adrian Layt	2	72.4 800m	0:10.36 800m	0:57.58 [5] (0:13.26)	0:44.32 [3] (0:10.36)	0:33.96 [3] (0:10.88)	0:23.08 [4] (0:11.22)	0:11.86 [4] (0:11.86)	0.01L	0:33.96	+6
6	6 DUBIOUS AUTHORITY Justin Stanley	7	73.0 800m	0:10.34 800m	0:57.64 [6] (0:13.05)	0:44.59 [2] (0:10.34)	0:34.25 [2] (0:10.91)	0:23.34 [2] (0:11.38)	0:11.96 [3] (0:11.96)	0.06L	0:34.25	+6
7	5 COOL MACAW Denicious Smith	6	71.6 800m	0:10.46 800m	0:59.64 [7] (0:13.42)	0:46.22 [6] (0:10.46)	0:35.76 [6] (0:10.82)	0:24.94 [6] (0:12.41)	0:12.53 [6] (0:12.53)	2L	0:35.76	+4

Scratched: Better Show (#8)

[] Ranking at each section and finish
 ---- No data available at this section
 NA No data available

SCN Saddle cloth number
 DNF Did not finish
 DNT Did not track



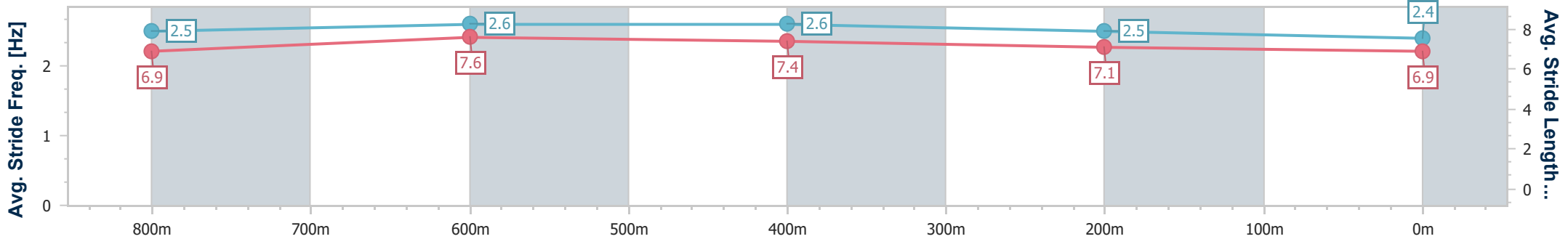
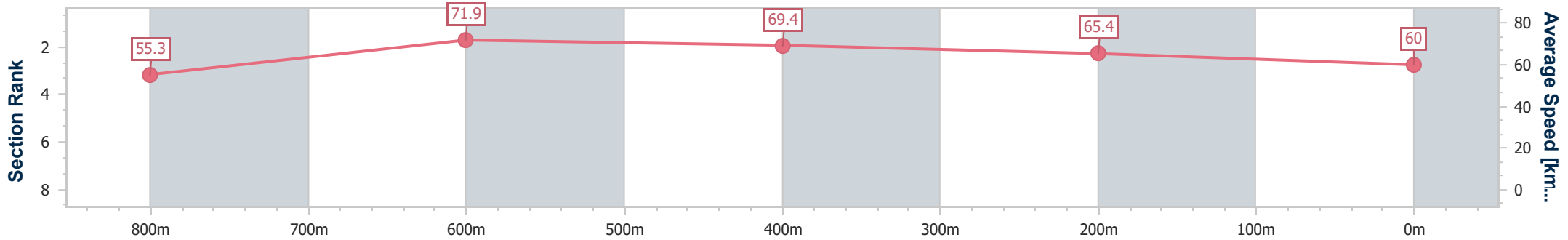
Horse/Jockey Name	I'tellyougo
Final Rank	1
Fastest Section Time (Section)	0:10.00 (800m)
Top Speed [km/h] (Section)	72.6 (800m)
Race State	Finished



Townsville QLD Professional
Race 1: Happy Birthday Lacey Morrison QTIS Two-Years-Old Handicap - 1000m
30 April 2024 - 13:22
Track Rating: Soft 5, Weather: Fine, Rail Position: +0.5m 1000m-W/Post; +1.5m Remainder



Section	Overall	800m	600m	400m	200m
Section Times	0:56.55 [1] (0:13.04)	0:43.51 [1] (0:10.00)	0:33.51 [1] (0:10.42)	0:23.09 [1] (0:11.08)	0:12.01 [1] (0:12.01)
Average Speed [km/h]	55.3	71.9	69.4	65.4	60.0
Top Speed [km/h]	72.2	72.6	70.6	68.7	63.1
Avg. Dist. to Rail [m]	6.1	0.8	1.2	3.6	3.7
Avg. Stride Freq. [Hz]	2.5	2.6	2.6	2.5	2.4
Avg. Stride Length [m]	6.9	7.6	7.4	7.1	6.9



- [] Ranking at each section and finish
- .-.- No data available at this section
- NA No data available



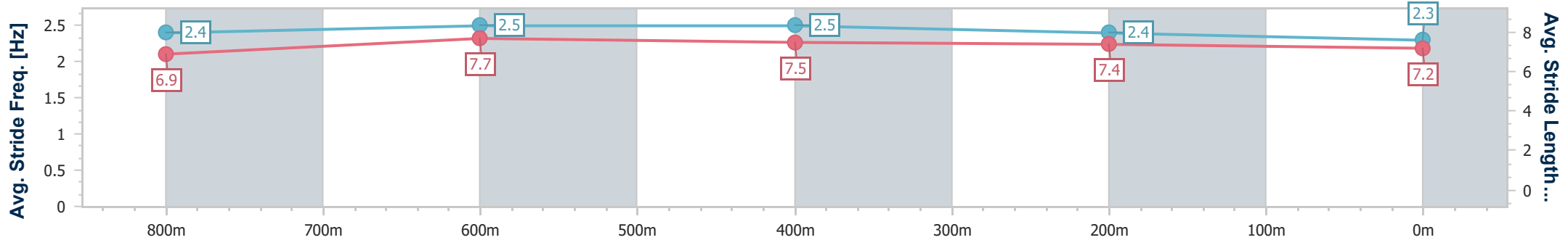
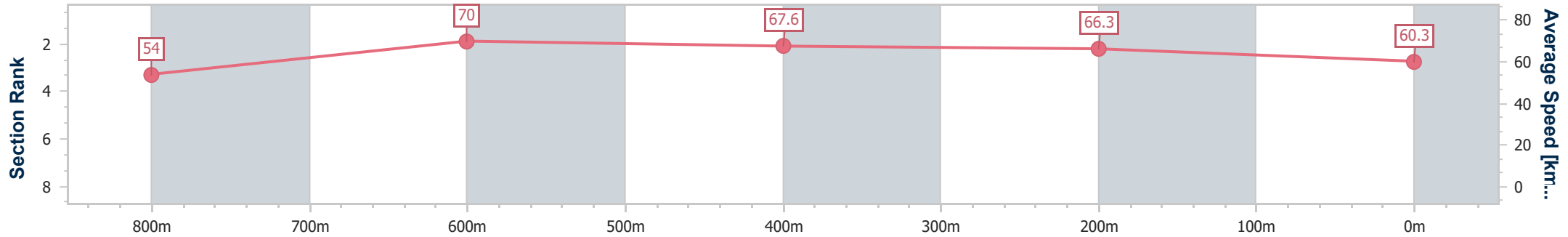
Horse/Jockey Name	Silver Glitter
Final Rank	2
Fastest Section Time (Section)	0:10.36 (800m)
Top Speed [km/h] (Section)	72.1 (800m)
Race State	Finished



Townsville QLD Professional
Race 1: Happy Birthday Lacey Morrison QTIS Two-Years-Old Handicap - 1000m
30 April 2024 - 13:22
Track Rating: Soft 5, Weather: Fine, Rail Position: +0.5m 1000m-W/Post; +1.5m Remainder



Section	Overall	800m	600m	400m	200m
Section Times	0:57.26 [2] (0:13.34)	0:43.92 [4] (0:10.36)	0:33.56 [4] (0:10.70)	0:22.86 [3] (0:10.91)	0:11.95 [2] (0:11.95)
Average Speed [km/h]	54.0	70.0	67.6	66.3	60.3
Top Speed [km/h]	70.1	72.1	69.2	68.5	63.6
Avg. Dist. to Rail [m]	3.4	1.8	0.8	4.2	5.7
Avg. Stride Freq. [Hz]	2.4	2.5	2.5	2.4	2.3
Avg. Stride Length [m]	6.9	7.7	7.5	7.4	7.2



- [] Ranking at each section and finish
- .-.- No data available at this section
- NA No data available



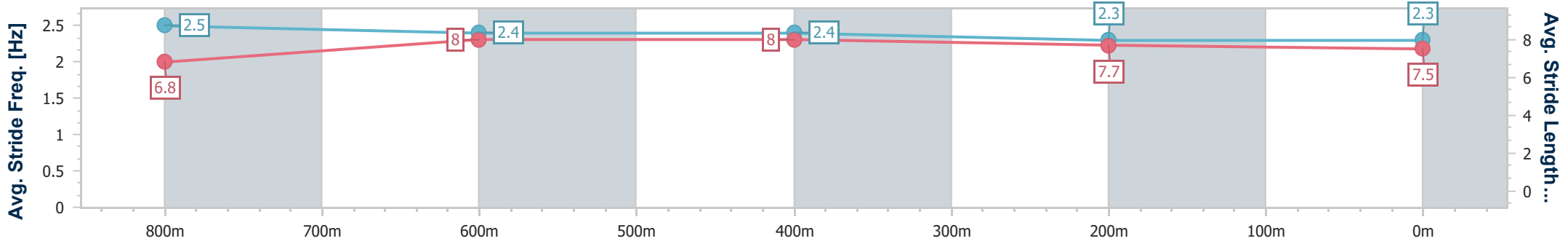
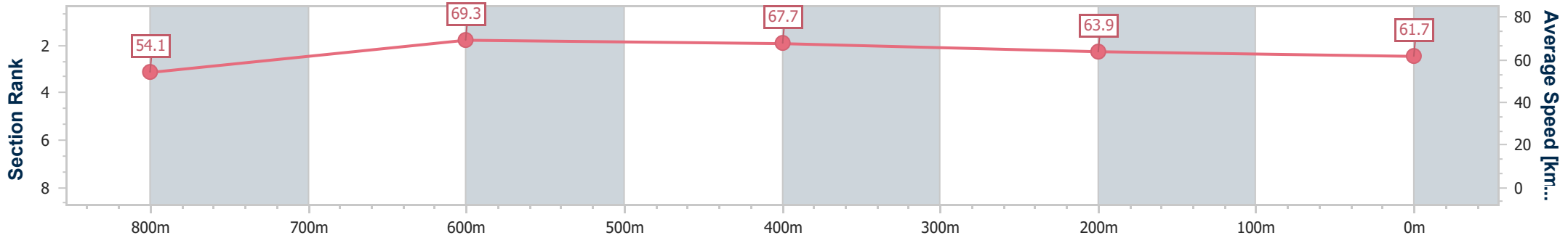
Horse/Jockey Name	That's It
Final Rank	4
Fastest Section Time (Section)	0:10.51 (800m)
Top Speed [km/h] (Section)	70.6 (600m)
Race State	Finished



Townsville QLD Professional
Race 1: Happy Birthday Lacey Morrison QTIS Two-Years-Old Handicap - 1000m
30 April 2024 - 13:22
Track Rating: Soft 5, Weather: Fine, Rail Position: +0.5m 1000m-W/Post; +1.5m Remainder



Section	Overall	800m	600m	400m	200m
Section Times	0:57.57 [4] (0:13.34)	0:44.23 [5] (0:10.51)	0:33.72 [5] (0:10.74)	0:22.98 [5] (0:11.30)	0:11.68 [5] (0:11.68)
Average Speed [km/h]	54.1	69.3	67.7	63.9	61.7
Top Speed [km/h]	69.8	70.1	70.6	66.3	64.0
Avg. Dist. to Rail [m]	7.3	3.6	1.9	2.9	1.4
Avg. Stride Freq. [Hz]	2.5	2.4	2.4	2.3	2.3
Avg. Stride Length [m]	6.8	8.0	8.0	7.7	7.5



- [] Ranking at each section and finish
- .-.- No data available at this section
- NA No data available



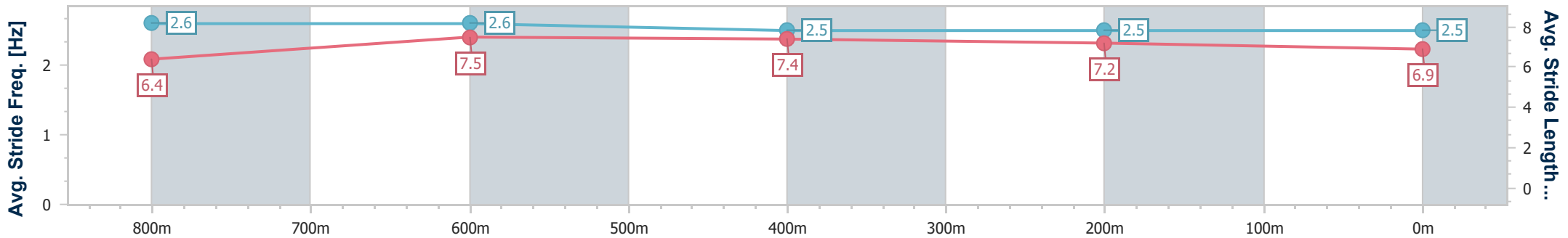
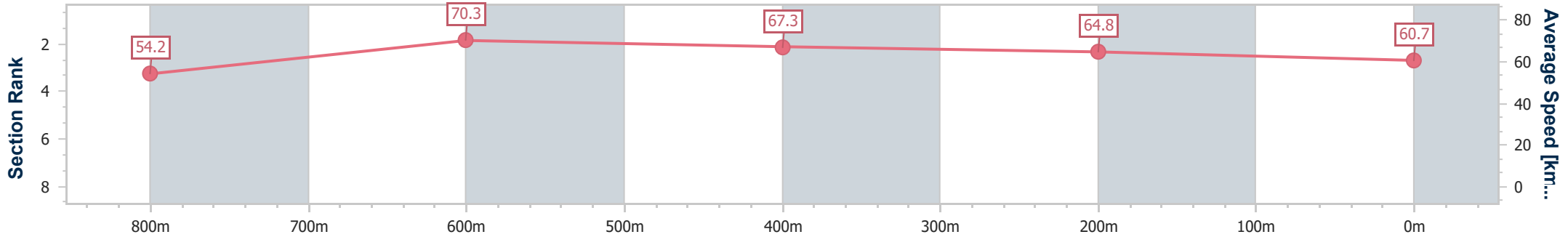
Horse/Jockey Name	Hand Grenade
Final Rank	5
Fastest Section Time (Section)	0:10.36 (800m)
Top Speed [km/h] (Section)	72.4 (800m)
Race State	Finished



Townsville QLD Professional
 Race 1: Happy Birthday Lacey Morrison QTIS Two-Years-Old Handicap - 1000m
 30 April 2024 - 13:22
 Track Rating: Soft 5, Weather: Fine, Rail Position: +0.5m 1000m-W/Post; +1.5m Remainder



Section	Overall	800m	600m	400m	200m
Section Times	0:57.58 [5] (0:13.26)	0:44.32 [3] (0:10.36)	0:33.96 [3] (0:10.88)	0:23.08 [4] (0:11.22)	0:11.86 [4] (0:11.86)
Average Speed [km/h]	54.2	70.3	67.3	64.8	60.7
Top Speed [km/h]	71.8	72.4	69.1	65.9	63.2
Avg. Dist. to Rail [m]	5.8	3.0	3.8	5.4	4.9
Avg. Stride Freq. [Hz]	2.6	2.6	2.5	2.5	2.5
Avg. Stride Length [m]	6.4	7.5	7.4	7.2	6.9



- [] Ranking at each section and finish
- .-.- No data available at this section
- NA No data available



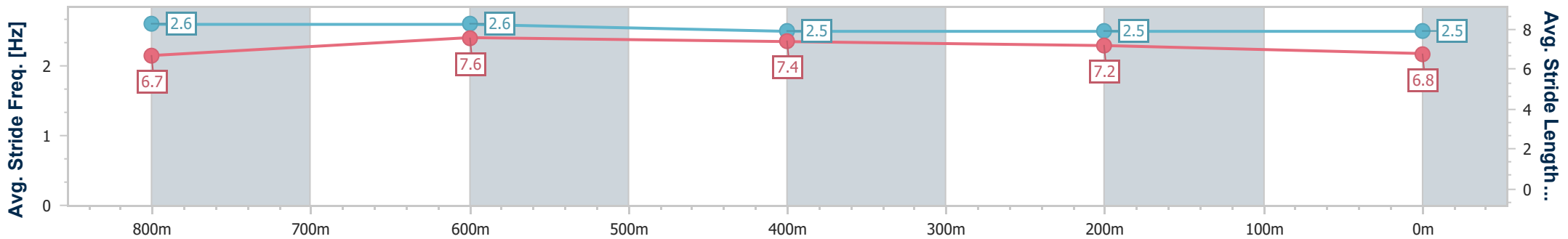
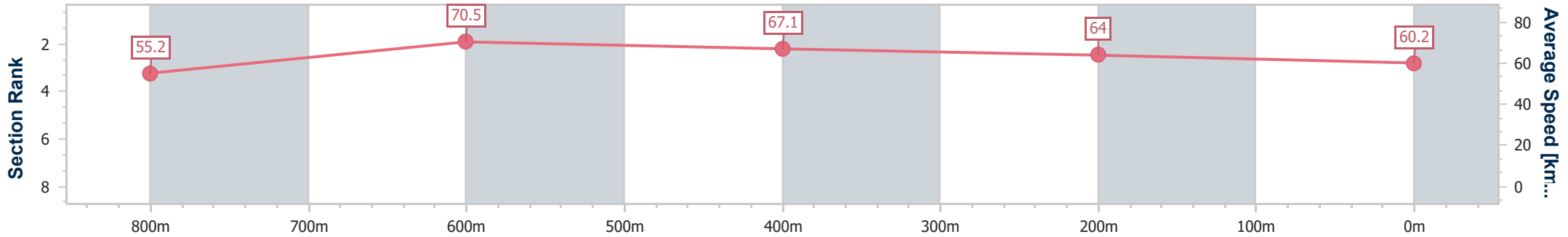
Horse/Jockey Name	Dubious Authority
Final Rank	6
Fastest Section Time (Section)	0:10.34 (800m)
Top Speed [km/h] (Section)	73.0 (800m)
Race State	Finished



Townsville QLD Professional
Race 1: Happy Birthday Lacey Morrison QTIS Two-Years-Old Handicap - 1000m
30 April 2024 - 13:22
Track Rating: Soft 5, Weather: Fine, Rail Position: +0.5m 1000m-W/Post; +1.5m Remainder



Section	Overall	800m	600m	400m	200m
Section Times	0:57.64 [6] (0:13.05)	0:44.59 [2] (0:10.34)	0:34.25 [2] (0:10.91)	0:23.34 [2] (0:11.38)	0:11.96 [3] (0:11.96)
Average Speed [km/h]	55.2	70.5	67.1	64.0	60.2
Top Speed [km/h]	72.7	73.0	68.5	67.1	62.5
Avg. Dist. to Rail [m]	9.1	3.9	3.6	6.4	8.4
Avg. Stride Freq. [Hz]	2.6	2.6	2.5	2.5	2.5
Avg. Stride Length [m]	6.7	7.6	7.4	7.2	6.8



- [] Ranking at each section and finish
- .-.- No data available at this section
- NA No data available



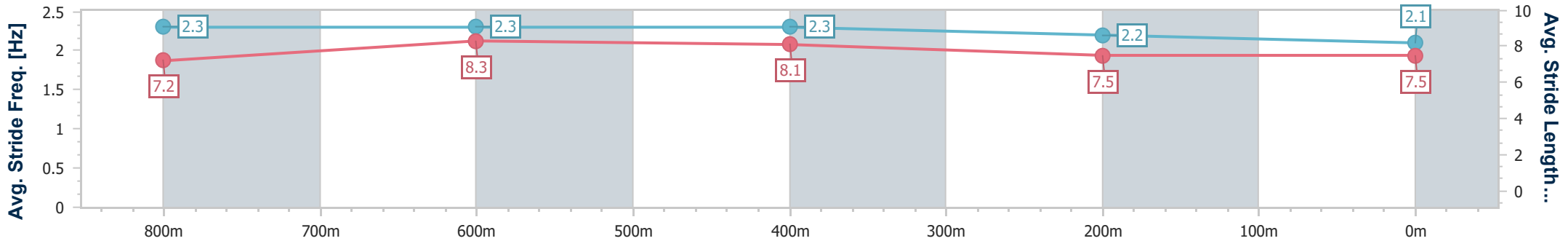
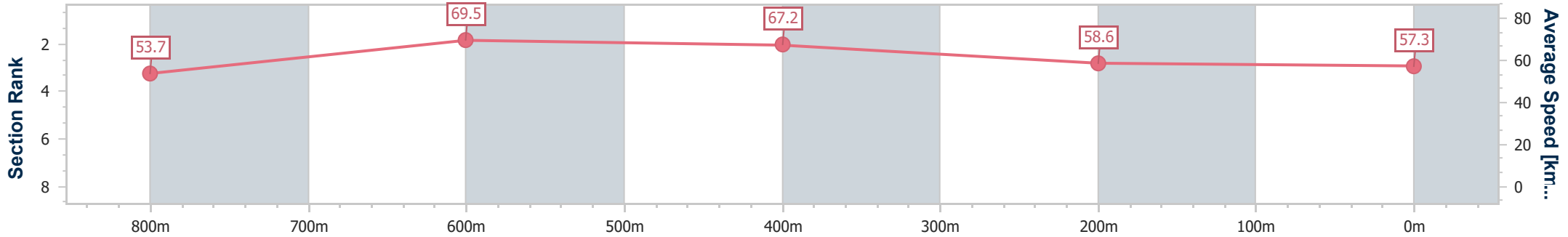
Horse/Jockey Name	Cool Macaw
Final Rank	7
Fastest Section Time (Section)	0:10.46 (800m)
Top Speed [km/h] (Section)	71.6 (800m)
Race State	Finished



Townsville QLD Professional
Race 1: Happy Birthday Lacey Morrison QTIS Two-Years-Old Handicap - 1000m
30 April 2024 - 13:22
Track Rating: Soft 5, Weather: Fine, Rail Position: +0.5m 1000m-W/Post; +1.5m Remainder



Section	Overall	800m	600m	400m	200m
Section Times	0:59.64 [7] (0:13.42)	0:46.22 [6] (0:10.46)	0:35.76 [6] (0:10.82)	0:24.94 [6] (0:12.41)	0:12.53 [6] (0:12.53)
Average Speed [km/h]	53.7	69.5	67.2	58.6	57.3
Top Speed [km/h]	71.2	71.6	69.3	66.7	59.8
Avg. Dist. to Rail [m]	8.6	3.0	2.0	5.7	7.4
Avg. Stride Freq. [Hz]	2.3	2.3	2.3	2.2	2.1
Avg. Stride Length [m]	7.2	8.3	8.1	7.5	7.5



- [] Ranking at each section and finish
- .-.- No data available at this section
- NA No data available



Horse/Jockey Name	Hell Of A Bentley
Final Rank	3
Fastest Section Time (Section)	-:--:--
Top Speed [km/h] (Section)	--.-
Race State	DidNotTrack



Townsville QLD Professional
Race 1: Happy Birthday Lacey Morrison QTIS Two-Years-Old Handicap - 1000m
30 April 2024 - 13:22
Track Rating: Soft 5, Weather: Fine, Rail Position: +0.5m 1000m-W/Post; +1.5m Remainder



Section	Overall	800m	600m	400m	200m									
Section Times	-:--:--	-:--:--	-:--:--	-:--:--	-:--:--									
Average Speed [km/h]	--.-	--.-	--.-	--.-	--.-									
Top Speed [km/h]	--.-	--.-	--.-	--.-	--.-									
Avg. Dist. to Rail [m]	--	--	--	--	--									
Avg. Stride Freq. [Hz]	--.-	--.-	--.-	--.-	--.-									
Avg. Stride Length [m]	--.-	--.-	--.-	--.-	--.-									

- [] Ranking at each section and finish
- :--:-- No data available at this section
- NA No data available



Townsville QLD Professional

Race 2: Carnival Tickets On Sale Now Maiden Plate - 1200m

30 April 2024 - 13:57



Track Rating: Soft 5, Weather: Fine, Rail Position: +0.5m 1000m-W/Post; +1.5m Remainder

Section		Overall	1000m	800m	600m	400m	200m	Last 600m					
Field Times		1:10.17 (0:13.66)	0:56.51 (0:10.90)	0:45.61 (0:11.08)	0:34.53 (0:11.34)	0:23.19 (0:11.39)	0:11.80 (0:11.80)	0:34.53					
Rank	TAB Horse/Jockey	Barrier	Top Speed [km/h]	Fastest Section								Margin	Distance Travelled [m]
1	5 CENTRAL PARK Adrian Layt	6	67.5 400m	0:11.07 800m	1:10.17 [1] (0:13.91)	0:56.26 [4] (0:11.09)	0:45.17 [4] (0:11.07)	0:34.10 [4] (0:11.21)	0:22.89 [3] (0:11.09)	0:11.80 [1] (0:11.80)	1:10.17	0:34.10	
2	8 FAIRYBOWER FLYER Lacey Morrison	5	67.0 1000m	0:11.11 800m	1:10.81 [2] (0:13.67)	0:57.14 [2] (0:11.14)	0:46.00 [2] (0:11.11)	0:34.89 [2] (0:11.26)	0:23.63 [2] (0:11.44)	0:12.19 [2] (0:12.19)	0.64L	0:34.89	-4
3	2 PELSAERT Scott Sheargold	3	66.8 1000m	0:11.06 1000m	1:10.85 [3] (0:13.85)	0:57.00 [3] (0:11.06)	0:45.94 [3] (0:11.13)	0:34.81 [3] (0:11.29)	0:23.52 [4] (0:11.48)	0:12.04 [4] (0:12.04)	0.04L	0:34.81	-8
4	3 RATALOUIE Isabella Teh	7	67.7 1000m	0:10.92 800m	1:10.85 [4] (0:14.36)	0:56.49 [6] (0:11.17)	0:45.32 [6] (0:10.92)	0:34.40 [6] (0:11.26)	0:23.14 [6] (0:11.31)	0:11.83 [5] (0:11.83)	0L	0:34.40	-1
5	7 ENUFF STOP IT Chelsea Jokic	4	67.4 1000m	0:10.90 1000m	1:10.91 [5] (0:13.66)	0:57.25 [1] (0:10.90)	0:46.35 [1] (0:11.08)	0:35.27 [1] (0:11.34)	0:23.93 [1] (0:11.66)	0:12.27 [3] (0:12.27)	0.06L	0:35.27	-7
6	6 AMBER ROCK Rebecca Wilson	8	69.1 800m	0:10.92 800m	1:11.55 [6] (0:14.60)	0:56.95 [8] (0:11.14)	0:45.81 [8] (0:10.92)	0:34.89 [8] (0:11.33)	0:23.56 [8] (0:11.41)	0:12.15 [7] (0:12.15)	0.64L	0:34.89	+3
7	1 MUMMIFICATION Carl Spry	2	67.5 1000m	0:10.99 800m	1:12.12 [7] (0:14.47)	0:57.65 [7] (0:11.06)	0:46.59 [7] (0:10.99)	0:35.60 [7] (0:11.37)	0:24.23 [7] (0:11.61)	0:12.62 [8] (0:12.62)	0.57L	0:35.60	-6
8	4 RISING PROPHET Nathan Thomas	1	66.4 1000m	0:11.09 800m	1:12.28 [8] (0:14.01)	0:58.27 [5] (0:11.21)	0:47.06 [5] (0:11.09)	0:35.97 [5] (0:11.35)	0:24.62 [5] (0:11.70)	0:12.92 [6] (0:12.92)	0.16L	0:35.97	-7

[] Ranking at each section and finish
 -:-:- No data available at this section
 NA No data available

SCN Saddle cloth number
 DNF Did not finish
 DNT Did not track



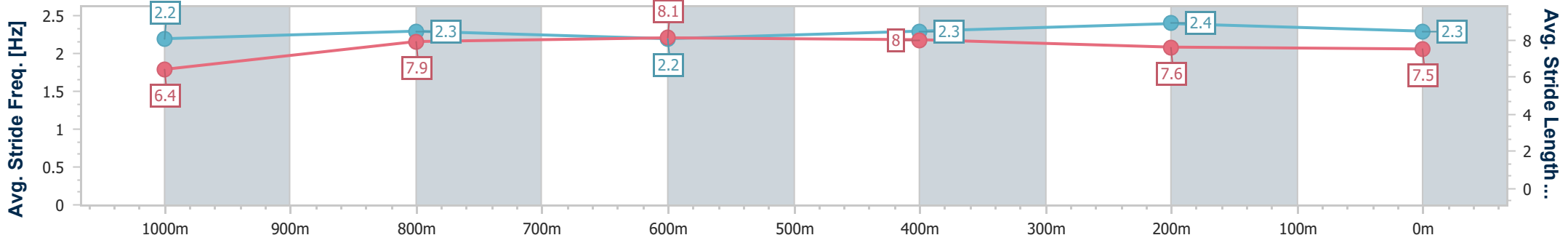
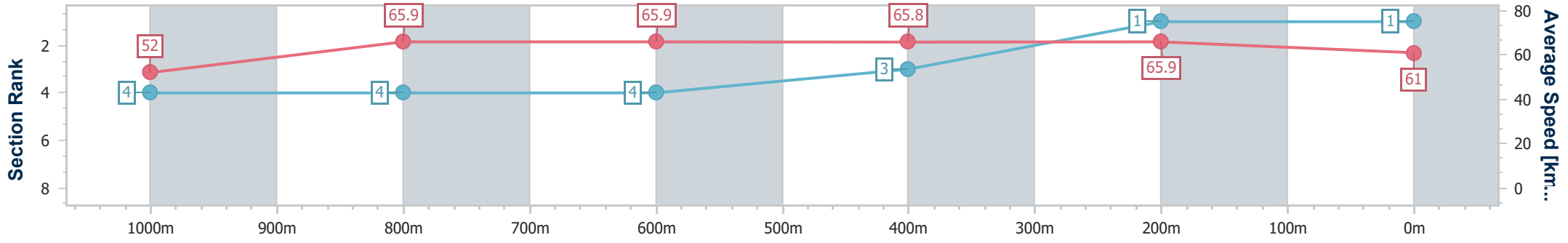
Horse/Jockey Name	Central Park
Final Rank	1
Fastest Section Time (Section)	0:11.07 (800m)
Top Speed [km/h] (Section)	67.5 (400m)
Race State	Finished



Townsville QLD Professional
Race 2: Carnival Tickets On Sale Now Maiden Plate - 1200m
30 April 2024 - 13:57
**Track Rating: Soft 5, Weather: Fine, Rail Position: +0.5m 1000m-
W/Post; +1.5m Remainder**



Section	Overall	1000m	800m	600m	400m	200m
Section Times	1:10.17 [1] (0:13.91)	0:56.26 [4] (0:11.09)	0:45.17 [4] (0:11.07)	0:34.10 [4] (0:11.21)	0:22.89 [3] (0:11.09)	0:11.80 [1] (0:11.80)
Average Speed [km/h]	52.0	65.9	65.9	65.8	65.9	61.0
Top Speed [km/h]	65.7	66.8	66.6	67.3	67.5	64.3
Avg. Dist. to Rail [m]	7.5	2.9	2.8	5.1	7.3	7.1
Avg. Stride Freq. [Hz]	2.2	2.3	2.2	2.3	2.4	2.3
Avg. Stride Length [m]	6.4	7.9	8.1	8.0	7.6	7.5



- [] Ranking at each section and finish
- .-.- No data available at this section
- NA No data available



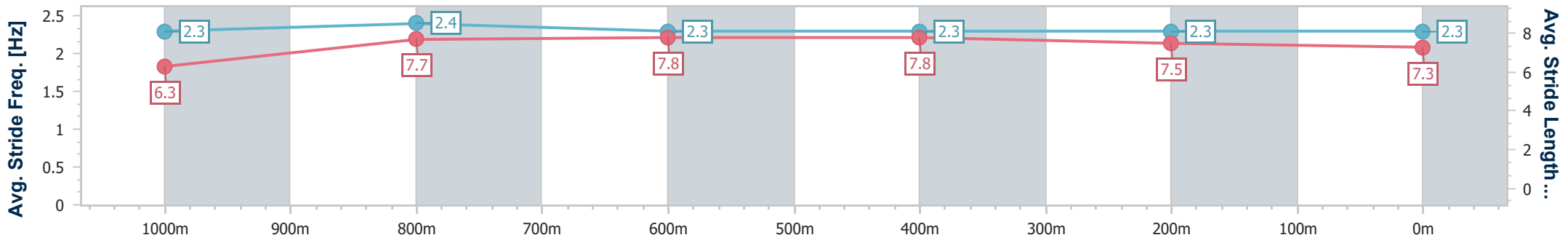
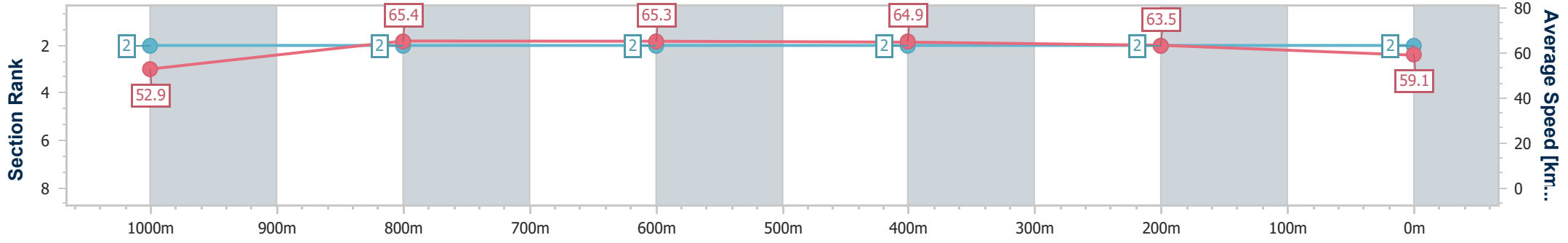
Horse/Jockey Name	Fairybower Flyer
Final Rank	2
Fastest Section Time (Section)	0:11.11 (800m)
Top Speed [km/h] (Section)	67.0 (1000m)
Race State	Finished



Townsville QLD Professional
 Race 2: Carnival Tickets On Sale Now Maiden Plate - 1200m
 30 April 2024 - 13:57
 Track Rating: Soft 5, Weather: Fine, Rail Position: +0.5m 1000m-
 W/Post; +1.5m Remainder



Section	Overall	1000m	800m	600m	400m	200m
Section Times	1:10.81 [2] (0:13.67)	0:57.14 [2] (0:11.14)	0:46.00 [2] (0:11.11)	0:34.89 [2] (0:11.26)	0:23.63 [2] (0:11.44)	0:12.19 [2] (0:12.19)
Average Speed [km/h]	52.9	65.4	65.3	64.9	63.5	59.1
Top Speed [km/h]	66.1	67.0	66.5	65.5	65.2	61.8
Avg. Dist. to Rail [m]	7.2	2.2	1.6	3.2	4.8	5.6
Avg. Stride Freq. [Hz]	2.3	2.4	2.3	2.3	2.3	2.3
Avg. Stride Length [m]	6.3	7.7	7.8	7.8	7.5	7.3



- [] Ranking at each section and finish
- .-.- No data available at this section
- NA No data available



Horse/Jockey Name	Pelsaert
Final Rank	3
Fastest Section Time (Section)	0:11.06 (1000m)
Top Speed [km/h] (Section)	66.8 (1000m)
Race State	Finished



Townsville QLD Professional

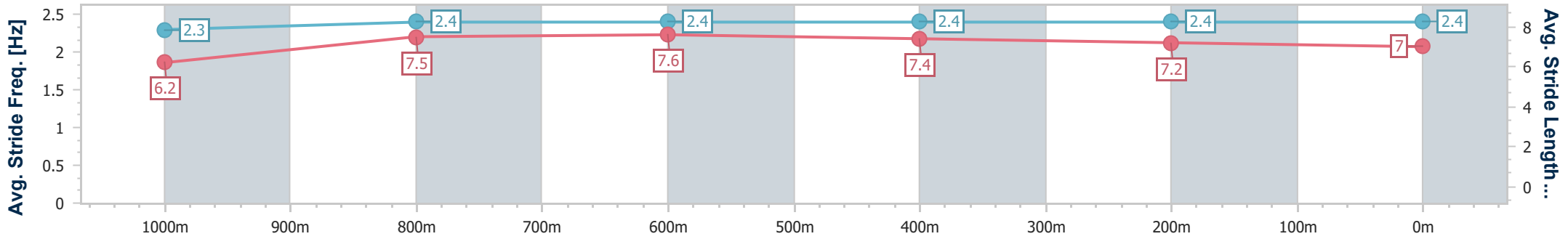
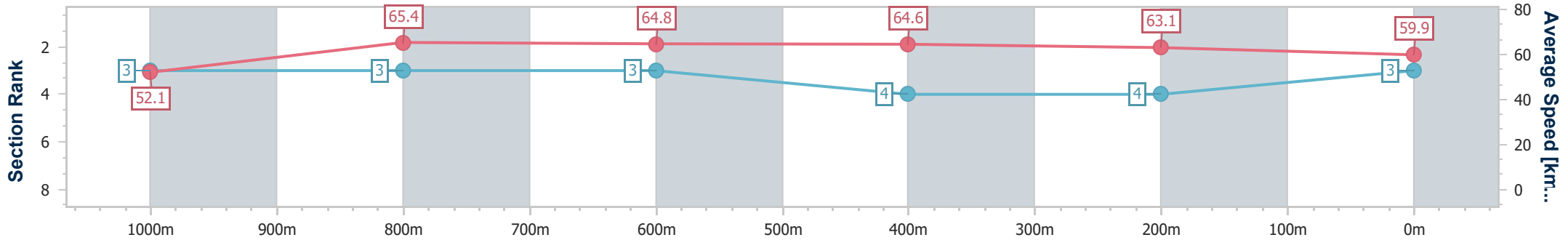
Race 2: Carnival Tickets On Sale Now Maiden Plate - 1200m

30 April 2024 - 13:57

Track Rating: Soft 5, Weather: Fine, Rail Position: +0.5m 1000m-W/Post; +1.5m Remainder



Section	Overall	1000m	800m	600m	400m	200m
Section Times	1:10.85 [3] (0:13.85)	0:57.00 [3] (0:11.06)	0:45.94 [3] (0:11.13)	0:34.81 [3] (0:11.29)	0:23.52 [4] (0:11.48)	0:12.04 [4] (0:12.04)
Average Speed [km/h]	52.1	65.4	64.8	64.6	63.1	59.9
Top Speed [km/h]	64.7	66.8	66.0	66.1	64.8	61.3
Avg. Dist. to Rail [m]	5.9	1.2	0.7	2.5	3.9	6.6
Avg. Stride Freq. [Hz]	2.3	2.4	2.4	2.4	2.4	2.4
Avg. Stride Length [m]	6.2	7.5	7.6	7.4	7.2	7.0



- [] Ranking at each section and finish
- .-.- No data available at this section
- NA No data available



Horse/Jockey Name	Ratalouie
Final Rank	4
Fastest Section Time (Section)	0:10.92 (800m)
Top Speed [km/h] (Section)	67.7 (1000m)
Race State	Finished



Townsville QLD Professional

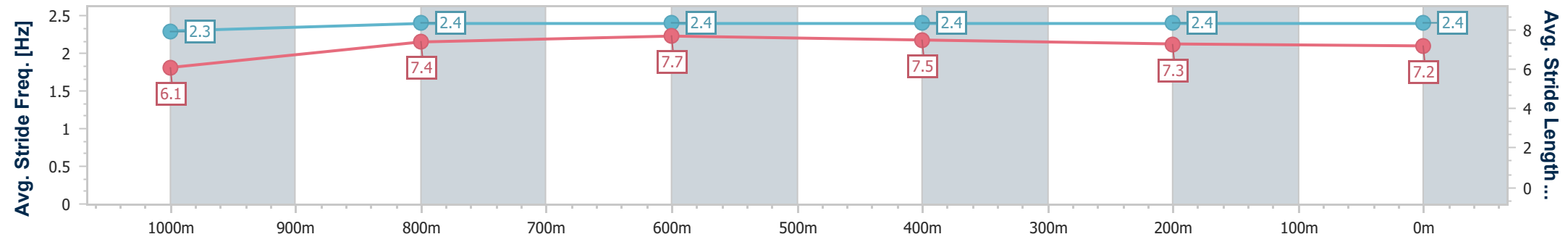
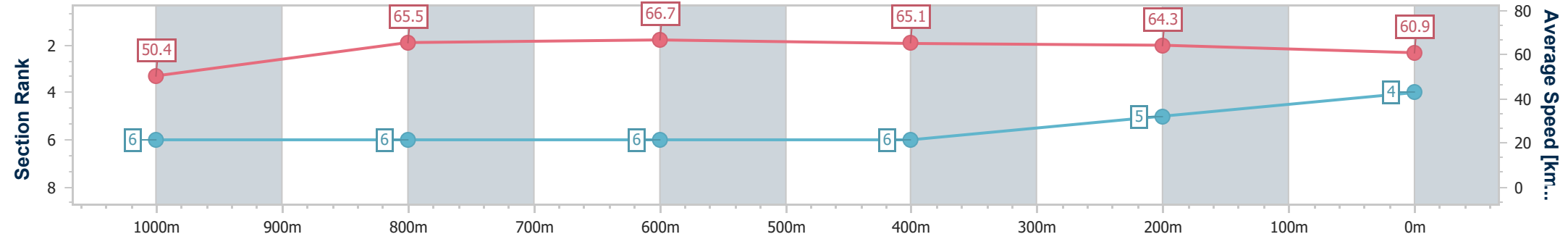
Race 2: Carnival Tickets On Sale Now Maiden Plate - 1200m

30 April 2024 - 13:57

Track Rating: Soft 5, Weather: Fine, Rail Position: +0.5m 1000m-W/Post; +1.5m Remainder



Section	Overall	1000m	800m	600m	400m	200m
Section Times	1:10.85 [4] (0:14.36)	0:56.49 [6] (0:11.17)	0:45.32 [6] (0:10.92)	0:34.40 [6] (0:11.26)	0:23.14 [6] (0:11.31)	0:11.83 [5] (0:11.83)
Average Speed [km/h]	50.4	65.5	66.7	65.1	64.3	60.9
Top Speed [km/h]	64.0	67.7	67.6	66.4	65.5	63.9
Avg. Dist. to Rail [m]	9.3	3.5	2.5	3.7	6.2	8.8
Avg. Stride Freq. [Hz]	2.3	2.4	2.4	2.4	2.4	2.4
Avg. Stride Length [m]	6.1	7.4	7.7	7.5	7.3	7.2



- [] Ranking at each section and finish
- .-.- No data available at this section
- NA No data available



Horse/Jockey Name	Enuff Stop It
Final Rank	5
Fastest Section Time (Section)	0:10.90 (1000m)
Top Speed [km/h] (Section)	67.4 (1000m)
Race State	Finished



Townsville QLD Professional

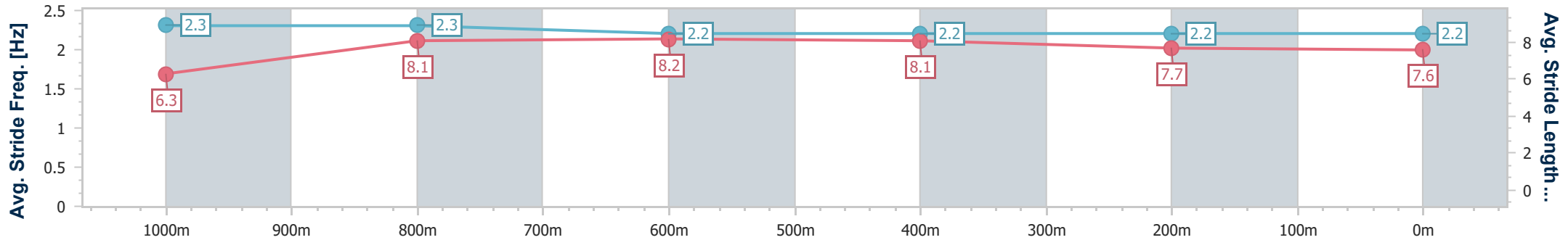
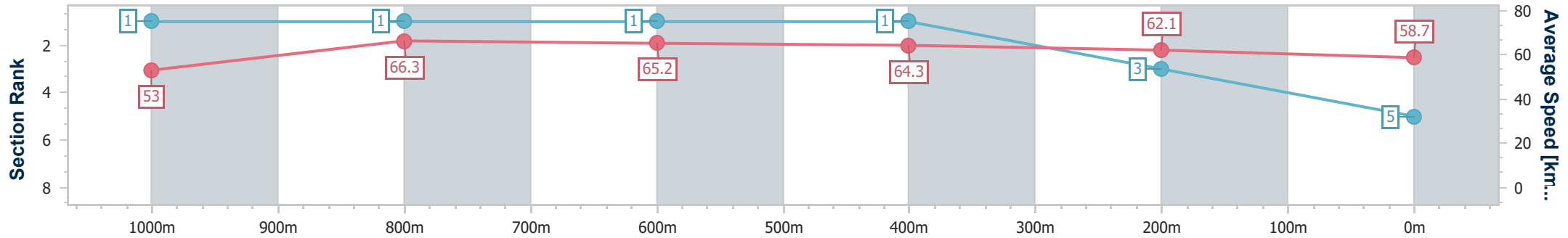
Race 2: Carnival Tickets On Sale Now Maiden Plate - 1200m

30 April 2024 - 13:57

Track Rating: Soft 5, Weather: Fine, Rail Position: +0.5m 1000m-W/Post; +1.5m Remainder



Section	Overall	1000m	800m	600m	400m	200m
Section Times	1:10.91 [5] (0:13.66)	0:57.25 [1] (0:10.90)	0:46.35 [1] (0:11.08)	0:35.27 [1] (0:11.34)	0:23.93 [1] (0:11.66)	0:12.27 [3] (0:12.27)
Average Speed [km/h]	53.0	66.3	65.2	64.3	62.1	58.7
Top Speed [km/h]	67.4	67.4	65.6	65.0	63.7	61.4
Avg. Dist. to Rail [m]	6.7	1.3	0.7	2.4	4.1	4.5
Avg. Stride Freq. [Hz]	2.3	2.3	2.2	2.2	2.2	2.2
Avg. Stride Length [m]	6.3	8.1	8.2	8.1	7.7	7.6



- [] Ranking at each section and finish
- .-.- No data available at this section
- NA No data available



Horse/Jockey Name	Amber Rock
Final Rank	6
Fastest Section Time (Section)	0:10.92 (800m)
Top Speed [km/h] (Section)	69.1 (800m)
Race State	Finished



Townsville QLD Professional

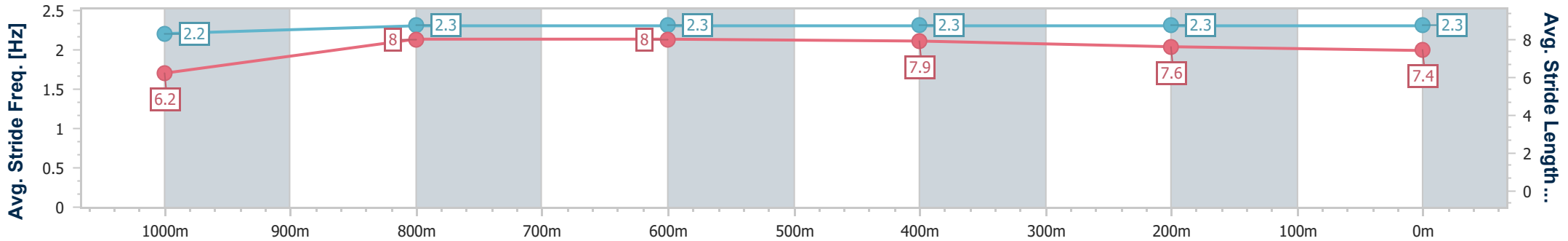
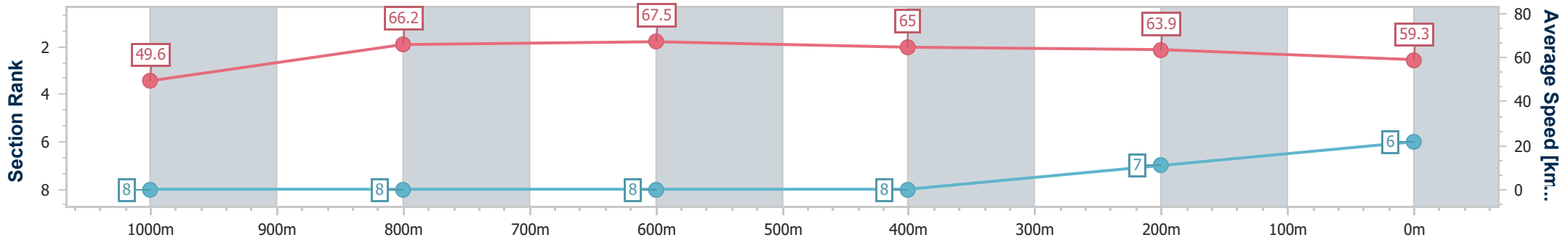
Race 2: Carnival Tickets On Sale Now Maiden Plate - 1200m

30 April 2024 - 13:57

Track Rating: Soft 5, Weather: Fine, Rail Position: +0.5m 1000m-W/Post; +1.5m Remainder



Section	Overall	1000m	800m	600m	400m	200m
Section Times	1:11.55 [6] (0:14.60)	0:56.95 [8] (0:11.14)	0:45.81 [8] (0:10.92)	0:34.89 [8] (0:11.33)	0:23.56 [8] (0:11.41)	0:12.15 [7] (0:12.15)
Average Speed [km/h]	49.6	66.2	67.5	65.0	63.9	59.3
Top Speed [km/h]	64.8	67.8	69.1	66.1	65.1	61.3
Avg. Dist. to Rail [m]	8.5	4.7	5.3	4.4	7.0	7.5
Avg. Stride Freq. [Hz]	2.2	2.3	2.3	2.3	2.3	2.3
Avg. Stride Length [m]	6.2	8.0	8.0	7.9	7.6	7.4



- [] Ranking at each section and finish
- .-.- No data available at this section
- NA No data available



Horse/Jockey Name	Mummification
Final Rank	7
Fastest Section Time (Section)	0:10.99 (800m)
Top Speed [km/h] (Section)	67.5 (1000m)
Race State	Finished



Townsville QLD Professional

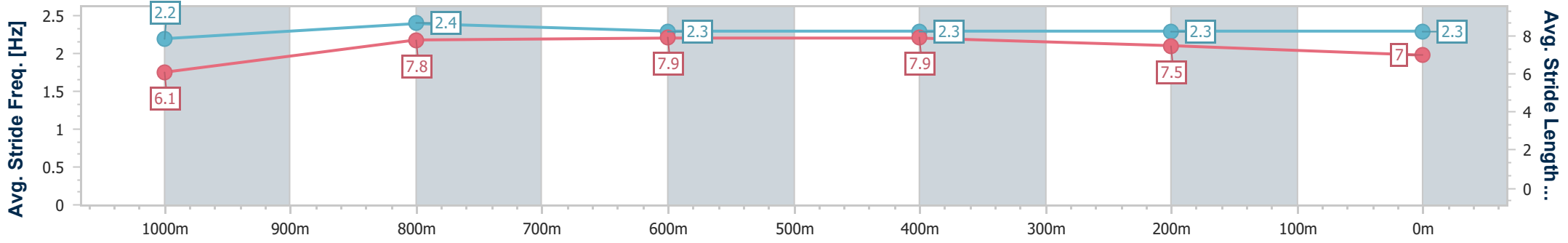
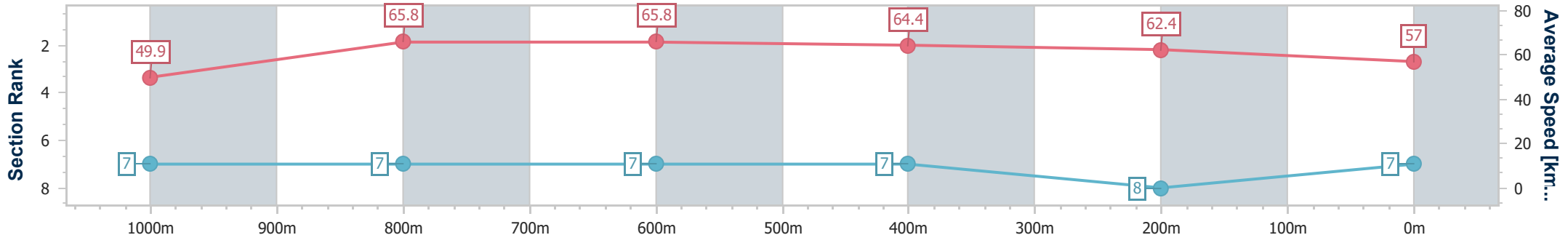
Race 2: Carnival Tickets On Sale Now Maiden Plate - 1200m

30 April 2024 - 13:57

Track Rating: Soft 5, Weather: Fine, Rail Position: +0.5m 1000m-W/Post; +1.5m Remainder



Section	Overall	1000m	800m	600m	400m	200m
Section Times	1:12.12 [7] (0:14.47)	0:57.65 [7] (0:11.06)	0:46.59 [7] (0:10.99)	0:35.60 [7] (0:11.37)	0:24.23 [7] (0:11.61)	0:12.62 [8] (0:12.62)
Average Speed [km/h]	49.9	65.8	65.8	64.4	62.4	57.0
Top Speed [km/h]	64.9	67.5	67.5	65.3	63.9	60.3
Avg. Dist. to Rail [m]	5.9	2.0	1.2	3.0	4.1	4.6
Avg. Stride Freq. [Hz]	2.2	2.4	2.3	2.3	2.3	2.3
Avg. Stride Length [m]	6.1	7.8	7.9	7.9	7.5	7.0



- [] Ranking at each section and finish
- .-.- No data available at this section
- NA No data available



Horse/Jockey Name	Rising Prophet
Final Rank	8
Fastest Section Time (Section)	0:11.09 (800m)
Top Speed [km/h] (Section)	66.4 (1000m)
Race State	Finished



Townsville QLD Professional

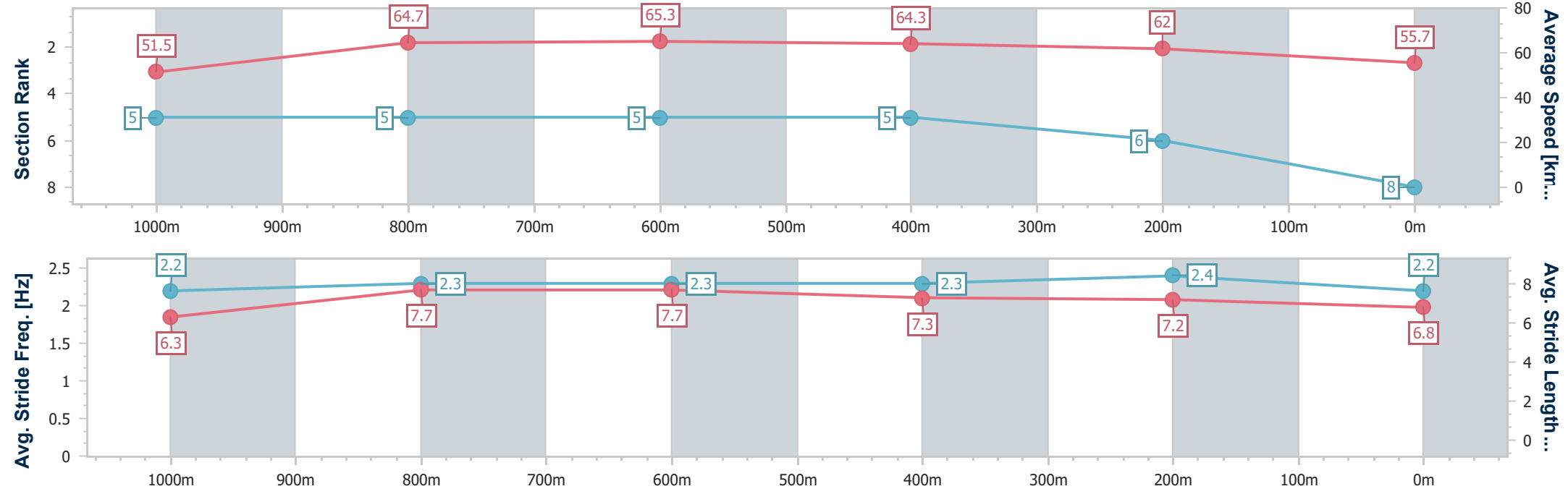
Race 2: Carnival Tickets On Sale Now Maiden Plate - 1200m

30 April 2024 - 13:57

Track Rating: Soft 5, Weather: Fine, Rail Position: +0.5m 1000m-W/Post; +1.5m Remainder



Section	Overall	1000m	800m	600m	400m	200m
Section Times	1:12.28 [8] (0:14.01)	0:58.27 [5] (0:11.21)	0:47.06 [5] (0:11.09)	0:35.97 [5] (0:11.35)	0:24.62 [5] (0:11.70)	0:12.92 [6] (0:12.92)
Average Speed [km/h]	51.5	64.7	65.3	64.3	62.0	55.7
Top Speed [km/h]	65.7	66.4	66.3	65.4	63.4	60.0
Avg. Dist. to Rail [m]	4.4	1.4	1.1	2.9	3.8	4.2
Avg. Stride Freq. [Hz]	2.2	2.3	2.3	2.3	2.4	2.2
Avg. Stride Length [m]	6.3	7.7	7.7	7.3	7.2	6.8



- [] Ranking at each section and finish
- :-:- No data available at this section
- NA No data available



Townsville QLD Professional

Race 3: Become A Member Today OPEN Handicap - 1400m

30 April 2024 - 14:37



Track Rating: Soft 5, Weather: Fine, Rail Position: +0.5m 1000m-W/Post; +1.5m Remainder

Section		Overall	1200m	1000m	800m	600m	400m	Last 600m				
Field Times		1:22.19 (0:13.95)	1:08.24 (0:11.47)	0:56.77 (0:11.03)	0:45.74 (0:11.03)	0:34.71 (0:11.45)	0:23.26 (0:11.37)	0:34.71				
Rank	TAB Horse/Jockey	Barrier	Top Speed [km/h]	Fastest Section	Distance Travelled [m]							
1	3 MISS SEATTLE Jackson Murphy	2	67.4 1000m	0:10.92 1000m	1:22.19 [1] (0:14.21)	1:07.98 [4] (0:11.54)	0:56.44 [3] (0:10.92)	0:45.52 [2] (0:11.13)	0:34.39 [4] (0:11.37)	0:23.02 [4] (0:11.32)	0:34.39	
2	4 SUCH A WHIT Jason Taylor	7	68.3 1000m	0:10.93 1000m	1:22.27 [2] (0:14.18)	1:08.09 [3] (0:11.59)	0:56.50 [4] (0:10.93)	0:45.57 [3] (0:11.02)	0:34.55 [3] (0:11.28)	0:23.27 [2] (0:11.30)	0:34.55	-1
3	1 ACROBATIC Chelsea Jokic	4	67.2 1000m	0:11.03 1000m	1:22.89 [3] (0:13.95)	1:08.94 [1] (0:11.47)	0:57.47 [1] (0:11.03)	0:46.44 [1] (0:11.03)	0:35.41 [1] (0:11.45)	0:23.96 [1] (0:11.56)	0:35.41	+0
4	5 CIAO BICKY Scott Sheargold	3	68.0 1000m	0:10.91 1000m	1:22.92 [4] (0:14.35)	1:08.57 [5] (0:11.65)	0:56.92 [5] (0:10.91)	0:46.01 [5] (0:11.08)	0:34.93 [5] (0:11.32)	0:23.61 [5] (0:11.55)	0:34.93	+1
5	2 SIREN ROCK Lacey Morrison	1	66.9 1000m	0:10.94 800m	1:23.18 [5] (0:14.15)	1:09.03 [2] (0:11.41)	0:57.62 [2] (0:11.15)	0:46.47 [4] (0:10.94)	0:35.53 [2] (0:11.43)	0:24.10 [3] (0:11.57)	0:35.53	-2

Scratched: Collombatti (#7), Fortified (#6)

[] Ranking at each section and finish
 -:-:-:- No data available at this section
 NA No data available

SCN Saddle cloth number
 DNF Did not finish
 DNT Did not track



Townsville QLD Professional

Race 3: Become A Member Today OPEN Handicap - 1400m

30 April 2024 - 14:37



Track Rating: Soft 5, Weather: Fine, Rail Position: +0.5m 1000m-W/Post; +1.5m Remainder

Section				200m				Last 600m	
Field Times				0:11.89 (0:11.89)				0:34.71	
Rank	TAB	Horse/Jockey	Barrier	Top Speed [km/h]	Fastest Section	Margin			Distance Travelled [m]
1	3	MISS SEATTLE Jackson Murphy	2	67.4 1000m	0:10.92 1000m	0:11.70 [3] (0:11.70)	1:22.19		0:34.39
2	4	SUCH A WHIT Jason Taylor	7	68.3 1000m	0:10.93 1000m	0:11.97 [1] (0:11.97)	0.08L		0:34.55 -1
3	1	ACROBATIC Chelsea Jokic	4	67.2 1000m	0:11.03 1000m	0:12.40 [2] (0:12.40)	0.62L		0:35.41 +0
4	5	CIAO BICKY Scott Sheargold	3	68.0 1000m	0:10.91 1000m	0:12.06 [5] (0:12.06)	0.03L		0:34.93 +1
5	2	SIREN ROCK Lacey Morrison	1	66.9 1000m	0:10.94 800m	0:12.53 [4] (0:12.53)	0.26L		0:35.53 -2

Scratched: Collombatti (#7), Fortified (#6)



Horse/Jockey Name	Miss Seattle
Final Rank	1
Fastest Section Time (Section)	0:10.92 (1000m)
Top Speed [km/h] (Section)	67.4 (1000m)
Race State	Finished



Townsville QLD Professional

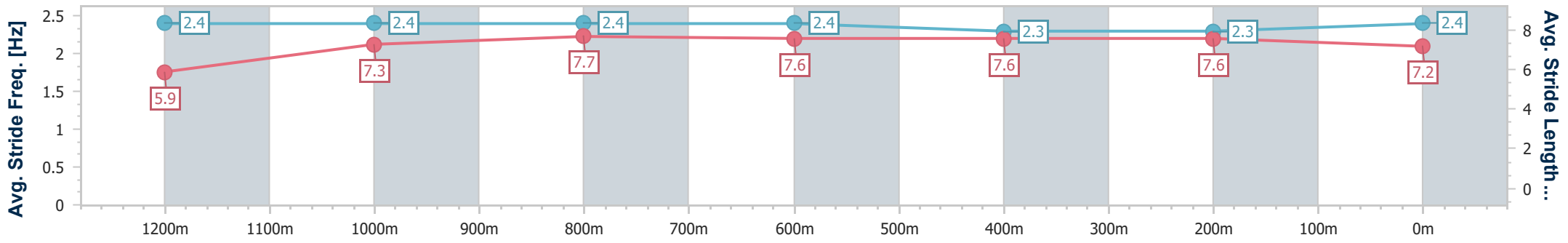
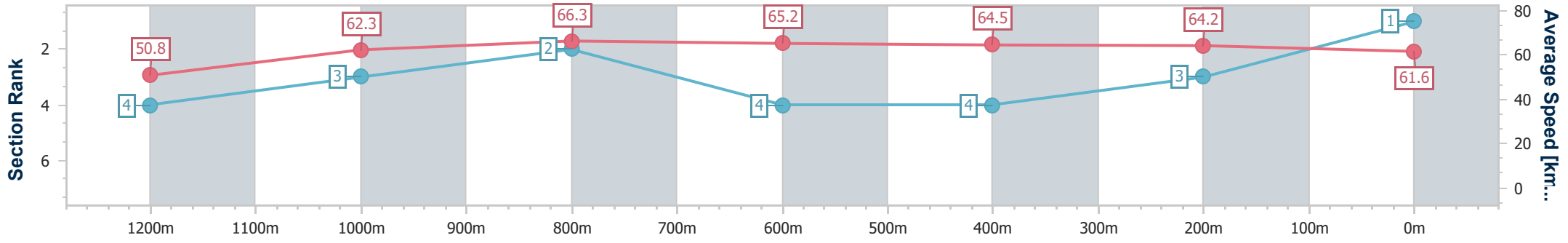
Race 3: Become A Member Today OPEN Handicap - 1400m

30 April 2024 - 14:37

Track Rating: Soft 5, Weather: Fine, Rail Position: +0.5m 1000m-W/Post; +1.5m Remainder



Section	Overall	1200m	1000m	800m	600m	400m	200m
Section Times	1:22.19 [1] (0:14.21)	1:07.98 [4] (0:11.54)	0:56.44 [3] (0:10.92)	0:45.52 [2] (0:11.13)	0:34.39 [4] (0:11.37)	0:23.02 [4] (0:11.32)	0:11.70 [3] (0:11.70)
Average Speed [km/h]	50.8	62.3	66.3	65.2	64.5	64.2	61.6
Top Speed [km/h]	62.6	63.4	67.4	67.0	65.3	65.4	64.3
Avg. Dist. to Rail [m]	4.5	2.0	1.1	1.6	3.5	6.3	11.9
Avg. Stride Freq. [Hz]	2.4	2.4	2.4	2.4	2.3	2.3	2.4
Avg. Stride Length [m]	5.9	7.3	7.7	7.6	7.6	7.6	7.2



- [] Ranking at each section and finish
- .-.- No data available at this section
- NA No data available



Horse/Jockey Name	Such A Whit
Final Rank	2
Fastest Section Time (Section)	0:10.93 (1000m)
Top Speed [km/h] (Section)	68.3 (1000m)
Race State	Finished



Townsville QLD Professional

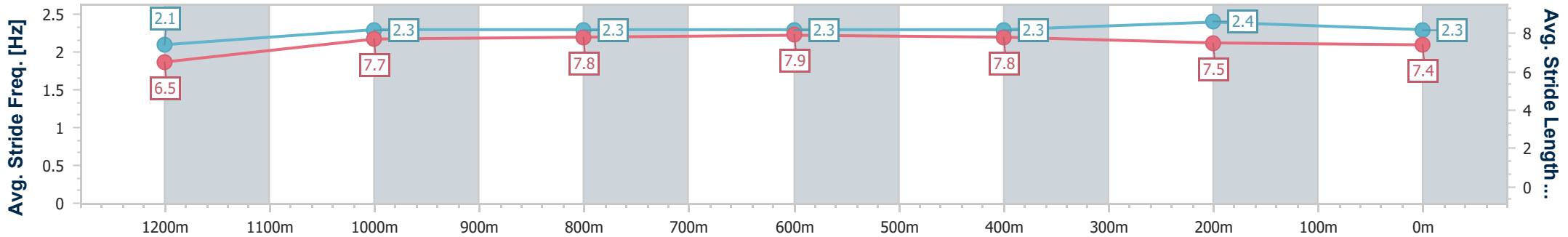
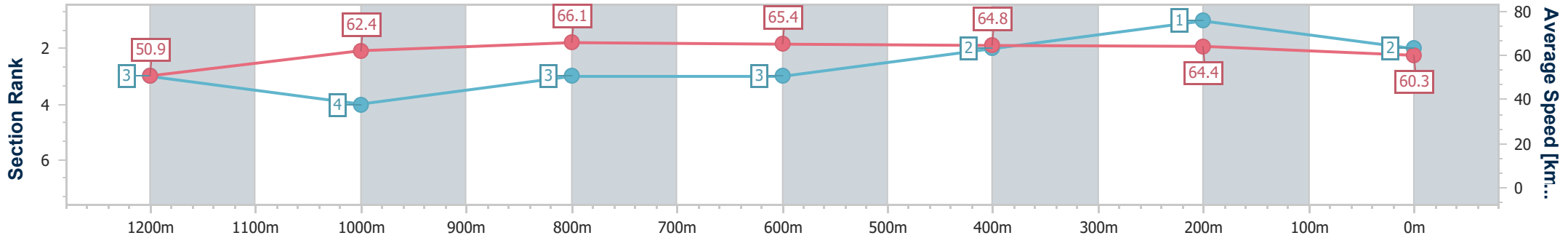
Race 3: Become A Member Today OPEN Handicap - 1400m

30 April 2024 - 14:37

Track Rating: Soft 5, Weather: Fine, Rail Position: +0.5m 1000m-
W/Post; +1.5m Remainder



Section	Overall	1200m	1000m	800m	600m	400m	200m
Section Times	1:22.27 [2] (0:14.18)	1:08.09 [3] (0:11.59)	0:56.50 [4] (0:10.93)	0:45.57 [3] (0:11.02)	0:34.55 [3] (0:11.28)	0:23.27 [2] (0:11.30)	0:11.97 [1] (0:11.97)
Average Speed [km/h]	50.9	62.4	66.1	65.4	64.8	64.4	60.3
Top Speed [km/h]	62.6	63.3	68.3	66.7	65.8	65.7	63.5
Avg. Dist. to Rail [m]	9.4	4.8	1.2	0.6	3.4	6.2	10.9
Avg. Stride Freq. [Hz]	2.1	2.3	2.3	2.3	2.3	2.4	2.3
Avg. Stride Length [m]	6.5	7.7	7.8	7.9	7.8	7.5	7.4



- [] Ranking at each section and finish
- .-.- No data available at this section
- NA No data available



Horse/Jockey Name	Acrobatic
Final Rank	3
Fastest Section Time (Section)	0:11.03 (1000m)
Top Speed [km/h] (Section)	67.2 (1000m)
Race State	Finished



Townsville QLD Professional

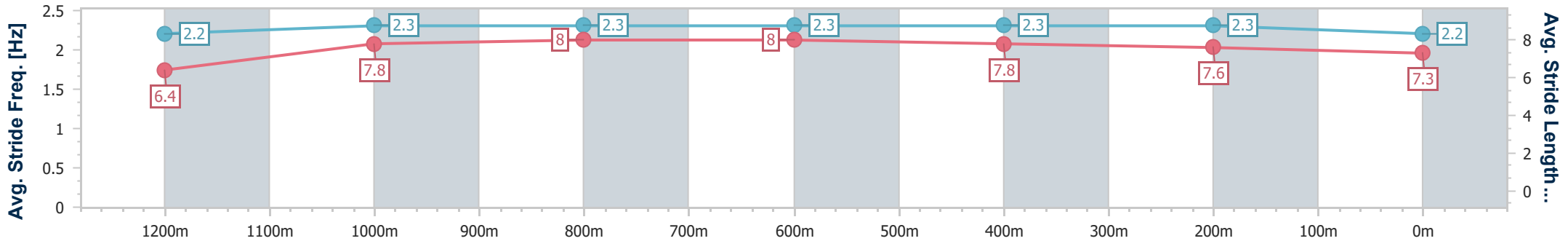
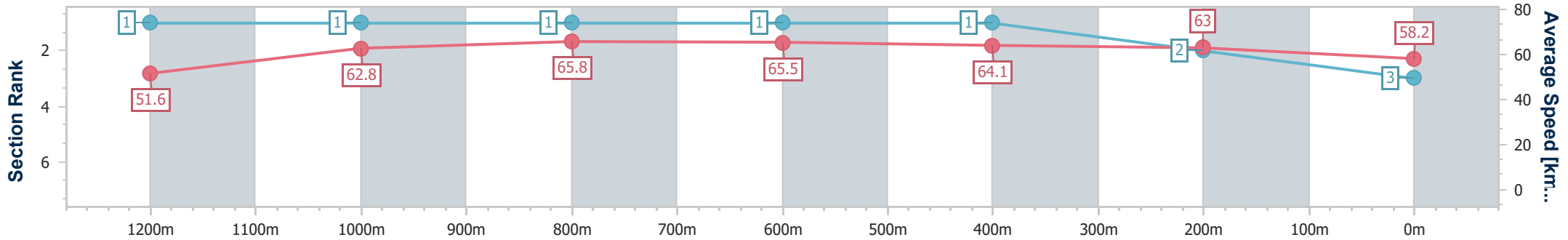
Race 3: Become A Member Today OPEN Handicap - 1400m

30 April 2024 - 14:37

Track Rating: Soft 5, Weather: Fine, Rail Position: +0.5m 1000m-
W/Post; +1.5m Remainder



Section	Overall	1200m	1000m	800m	600m	400m	200m
Section Times	1:22.89 [3] (0:13.95)	1:08.94 [1] (0:11.47)	0:57.47 [1] (0:11.03)	0:46.44 [1] (0:11.03)	0:35.41 [1] (0:11.45)	0:23.96 [1] (0:11.56)	0:12.40 [2] (0:12.40)
Average Speed [km/h]	51.6	62.8	65.8	65.5	64.1	63.0	58.2
Top Speed [km/h]	62.1	64.3	67.2	66.8	64.8	64.3	61.5
Avg. Dist. to Rail [m]	6.9	3.6	1.3	1.0	4.0	6.2	7.5
Avg. Stride Freq. [Hz]	2.2	2.3	2.3	2.3	2.3	2.3	2.2
Avg. Stride Length [m]	6.4	7.8	8.0	8.0	7.8	7.6	7.3



- [] Ranking at each section and finish
- .-.- No data available at this section
- NA No data available



Horse/Jockey Name	Ciao Bicky
Final Rank	4
Fastest Section Time (Section)	0:10.91 (1000m)
Top Speed [km/h] (Section)	68.0 (1000m)
Race State	Finished



Townsville QLD Professional

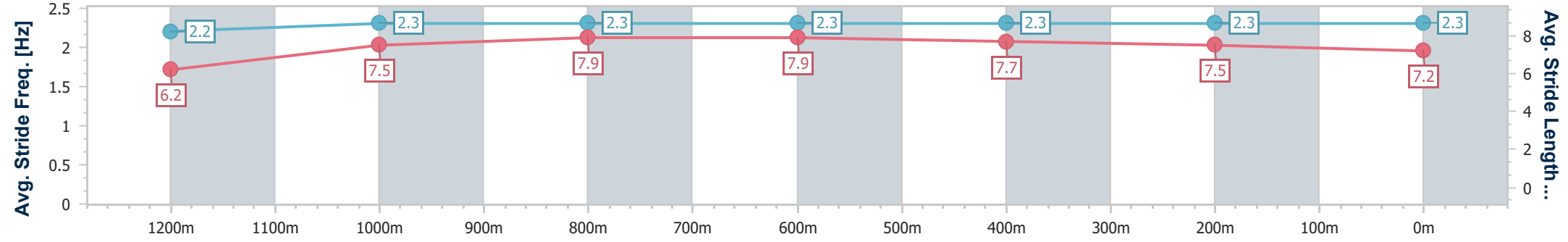
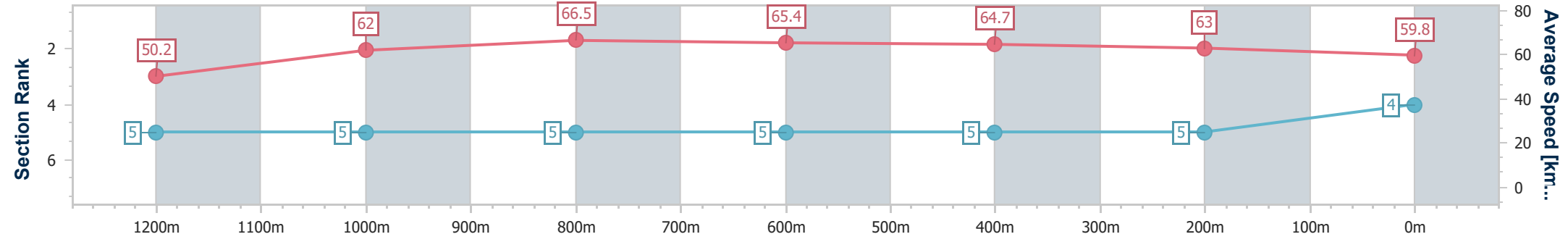
Race 3: Become A Member Today OPEN Handicap - 1400m

30 April 2024 - 14:37

Track Rating: Soft 5, Weather: Fine, Rail Position: +0.5m 1000m-W/Post; +1.5m Remainder



Section	Overall	1200m	1000m	800m	600m	400m	200m
Section Times	1:22.92 [4] (0:14.35)	1:08.57 [5] (0:11.65)	0:56.92 [5] (0:10.91)	0:46.01 [5] (0:11.08)	0:34.93 [5] (0:11.32)	0:23.61 [5] (0:11.55)	0:12.06 [5] (0:12.06)
Average Speed [km/h]	50.2	62.0	66.5	65.4	64.7	63.0	59.8
Top Speed [km/h]	62.0	63.6	68.0	67.6	65.3	65.2	62.2
Avg. Dist. to Rail [m]	7.0	4.4	1.7	1.1	3.6	6.8	9.9
Avg. Stride Freq. [Hz]	2.2	2.3	2.3	2.3	2.3	2.3	2.3
Avg. Stride Length [m]	6.2	7.5	7.9	7.9	7.7	7.5	7.2



- [] Ranking at each section and finish
- .-.- No data available at this section
- NA No data available



Horse/Jockey Name	Siren Rock
Final Rank	5
Fastest Section Time (Section)	0:10.94 (800m)
Top Speed [km/h] (Section)	66.9 (1000m)
Race State	Finished



Townsville QLD Professional

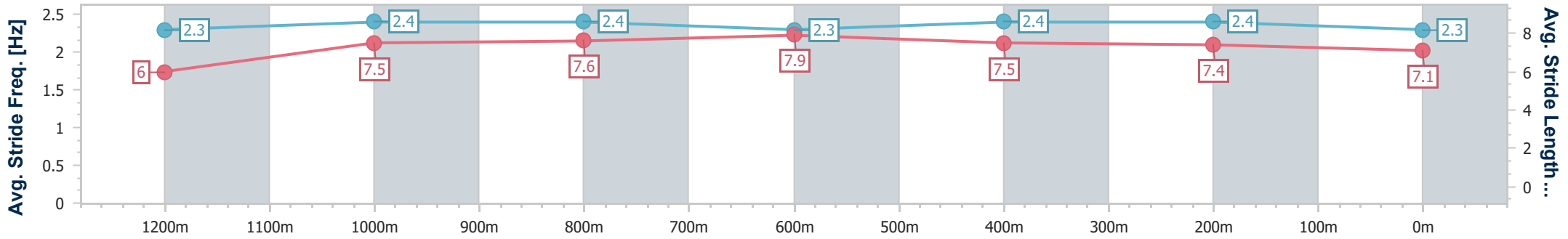
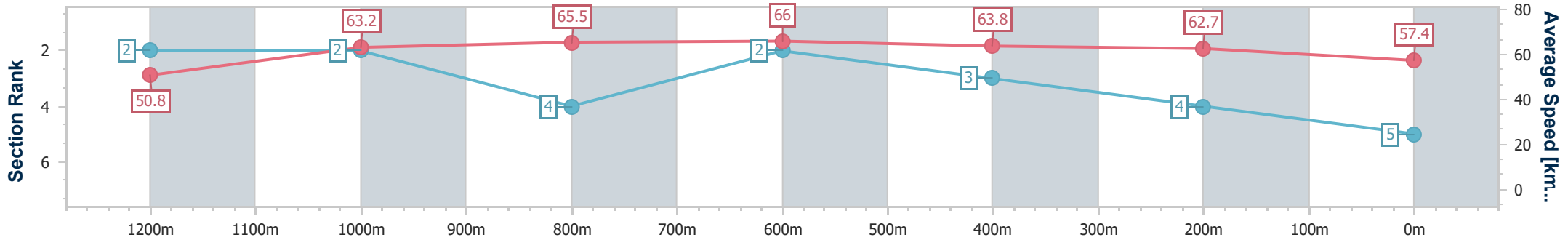
Race 3: Become A Member Today OPEN Handicap - 1400m

30 April 2024 - 14:37

Track Rating: Soft 5, Weather: Fine, Rail Position: +0.5m 1000m-W/Post; +1.5m Remainder



Section	Overall	1200m	1000m	800m	600m	400m	200m
Section Times	1:23.18 [5] (0:14.15)	1:09.03 [2] (0:11.41)	0:57.62 [2] (0:11.15)	0:46.47 [4] (0:10.94)	0:35.53 [2] (0:11.43)	0:24.10 [3] (0:11.57)	0:12.53 [4] (0:12.53)
Average Speed [km/h]	50.8	63.2	65.5	66.0	63.8	62.7	57.4
Top Speed [km/h]	63.5	64.4	66.9	66.9	64.6	63.8	61.5
Avg. Dist. to Rail [m]	2.7	3.0	2.6	0.7	2.8	3.3	4.7
Avg. Stride Freq. [Hz]	2.3	2.4	2.4	2.3	2.4	2.4	2.3
Avg. Stride Length [m]	6.0	7.5	7.6	7.9	7.5	7.4	7.1



- [] Ranking at each section and finish
- .-.- No data available at this section
- NA No data available



Townsville QLD Professional

Race 4: Hygain BM55 Handicap - 1609m

30 April 2024 - 15:09



Track Rating: Soft 5, Weather: Fine, Rail Position: +0.5m 1000m-W/Post; +1.5m Remainder

Section														
Field Times	Overall	1400m	1200m	1000m	800m	600m	400m	Last 600m						
	1:36.60 (0:13.98)	1:22.62 (0:10.90)	1:11.72 (0:11.33)	1:00.39 (0:11.81)	0:48.58 (0:11.71)	0:36.87 (0:12.01)	0:24.86 (0:12.14)	0:36.87						
Rank	TAB	Horse/Jockey	Barrier	Top Speed [km/h]	Fastest Section									Distance Travelled [m]
1	8	FROM THIS MOMENT Justin Stanley	2	67.5 1400m	0:10.99 1400m	1:36.60 [1] (0:13.98)	1:22.62 [1] (0:10.99)	1:11.63 [2] (0:11.44)	1:00.19 [3] (0:11.83)	0:48.36 [3] (0:11.84)	0:36.52 [4] (0:11.96)	0:24.56 [3] (0:11.96)	0:36.52	
2	4	SPECIALTIE Lacey Morrison	11	66.4 1200m	0:11.12 1400m	1:36.64 [2] (0:14.18)	1:22.46 [4] (0:11.12)	1:11.34 [4] (0:11.24)	1:00.10 [4] (0:11.74)	0:48.36 [4] (0:11.74)	0:36.62 [3] (0:11.99)	0:24.63 [2] (0:11.87)	0:36.62	+1
3	3	BATTALION Isabella Teh	10	64.8 1200m	0:11.32 1200m	1:37.02 [3] (0:14.34)	1:22.68 [6] (0:11.33)	1:11.35 [6] (0:11.32)	1:00.03 [6] (0:11.73)	0:48.30 [6] (0:11.61)	0:36.69 [6] (0:11.98)	0:24.71 [6] (0:12.02)	0:36.69	+6
4	9	EMATHION Jason Taylor	5	66.6 1400m	0:11.02 1400m	1:37.06 [4] (0:14.30)	1:22.76 [5] (0:11.02)	1:11.74 [5] (0:11.31)	1:00.43 [5] (0:11.92)	0:48.51 [5] (0:11.69)	0:36.82 [5] (0:12.05)	0:24.77 [5] (0:12.11)	0:36.82	-1
5	2	FOUR MILE LANE Gabrielle Semmens	13	69.1 1400m	0:10.76 1400m	1:37.06 [5] (0:14.12)	1:22.94 [3] (0:10.76)	1:12.18 [1] (0:11.33)	1:00.85 [1] (0:11.81)	0:49.04 [1] (0:11.71)	0:37.33 [1] (0:12.01)	0:25.32 [1] (0:12.30)	0:37.33	+3
6	11	SHADOW ECLIPSE Adrian Layt	7	66.0 1400m	0:11.12 1200m	1:37.29 [6] (0:14.99)	1:22.30 [8] (0:11.15)	1:11.15 [8] (0:11.12)	1:00.03 [7] (0:11.57)	0:48.46 [7] (0:11.56)	0:36.90 [7] (0:12.05)	0:24.85 [8] (0:12.12)	0:36.90	+3
7	12	SEBROSSA Nathan Thomas	8	66.6 1400m	0:11.23 1200m	1:37.35 [7] (0:14.77)	1:22.58 [7] (0:11.27)	1:11.31 [7] (0:11.23)	1:00.08 [8] (0:11.73)	0:48.35 [8] (0:11.45)	0:36.90 [8] (0:11.96)	0:24.94 [7] (0:12.08)	0:36.90	-5
8	13	MISHANI PATRIOT Jackson Murphy	6	65.6 1200m	0:11.13 1200m	1:37.60 [8] (0:15.32)	1:22.28 [10] (0:11.19)	1:11.09 [10] (0:11.13)	0:59.96 [9] (0:11.64)	0:48.32 [9] (0:11.51)	0:36.81 [10] (0:11.85)	0:24.96 [10] (0:12.09)	0:36.81	-4
9	5	CONQUERING JUDAS Carl Spry	9	66.1 1400m	0:11.17 1400m	1:37.62 [9] (0:15.27)	1:22.35 [9] (0:11.17)	1:11.18 [9] (0:11.20)	0:59.98 [10] (0:11.65)	0:48.33 [10] (0:11.38)	0:36.95 [9] (0:11.95)	0:25.00 [9] (0:12.11)	0:36.95	+4
10	7	SEA OF CORTEZ Chelsea Jokic	3	67.0 Overall	0:11.05 1400m	1:39.54 [10] (0:14.04)	1:25.50 [2] (0:11.05)	1:14.45 [3] (0:11.21)	1:03.24 [2] (0:11.78)	0:51.46 [2] (0:11.74)	0:39.72 [2] (0:12.24)	0:27.48 [4] (0:12.88)	0:39.72	+2

Scratched: Flamenco Rose (#10), Majestics Request (#1), Density (#6)

[] Ranking at each section and finish
 -:-:- No data available at this section
 NA No data available
 SCN Saddle cloth number
 DNF Did not finish
 DNT Did not track



Townsville QLD Professional

Race 4: Hygain BM55 Handicap - 1609m

30 April 2024 - 15:09



Track Rating: Soft 5, Weather: Fine, Rail Position: +0.5m 1000m-W/Post; +1.5m Remainder

Section				200m				Last 600m	
Field Times				0:12.72 (0:12.72)				0:36.87	
Rank	TAB	Horse/Jockey	Barrier	Top Speed [km/h]	Fastest Section	Margin			Distance Travelled [m]
1	8	FROM THIS MOMENT Justin Stanley	2	67.5 1400m	0:10.99 1400m	0:12.60 [2] (0:12.60)	1:36.60		0:36.52
2	4	SPECIALTIE Lacey Morrison	11	66.4 1200m	0:11.12 1400m	0:12.76 [1] (0:12.76)	0.04L		0:36.62 +1
3	3	BATTALION Isabella Teh	10	64.8 1200m	0:11.32 1200m	0:12.69 [4] (0:12.69)	0.38L		0:36.69 +6
4	9	EMATHION Jason Taylor	5	66.6 1400m	0:11.02 1400m	0:12.66 [5] (0:12.66)	0.04L		0:36.82 -1
5	2	FOUR MILE LANE Gabrielle Semmens	13	69.1 1400m	0:10.76 1400m	0:13.02 [3] (0:13.02)	0L		0:37.33 +3
6	11	SHADOW ECLIPSE Adrian Layt	7	66.0 1400m	0:11.12 1200m	0:12.73 [7] (0:12.73)	0.23L		0:36.90 +3
7	12	SEBROSSA Nathan Thomas	8	66.6 1400m	0:11.23 1200m	0:12.86 [6] (0:12.86)	0.06L		0:36.90 -5
8	13	MISHANI PATRIOT Jackson Murphy	6	65.6 1200m	0:11.13 1200m	0:12.87 [8] (0:12.87)	0.25L		0:36.81 -4
9	5	CONQUERING JUDAS Carl Spry	9	66.1 1400m	0:11.17 1400m	0:12.89 [9] (0:12.89)	0.02L		0:36.95 +4
10	7	SEA OF CORTEZ Chelsea Jokic	3	67.0 Overall	0:11.05 1400m	0:14.60 [10] (0:14.60)	1.92L		0:39.72 +2

Scratched: Flamenco Rose (#10), Majestics Request (#1), Density (#6)

[] Ranking at each section and finish
 -:-:- No data available at this section
 NA No data available

SCN Saddle cloth number
 DNF Did not finish
 DNT Did not track



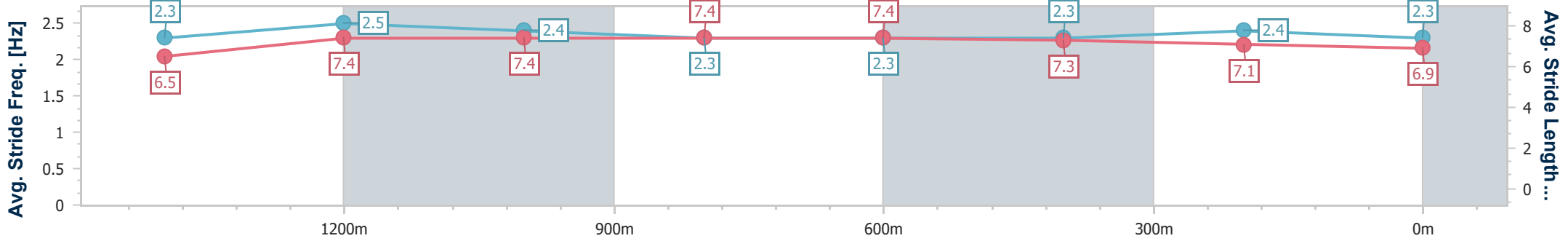
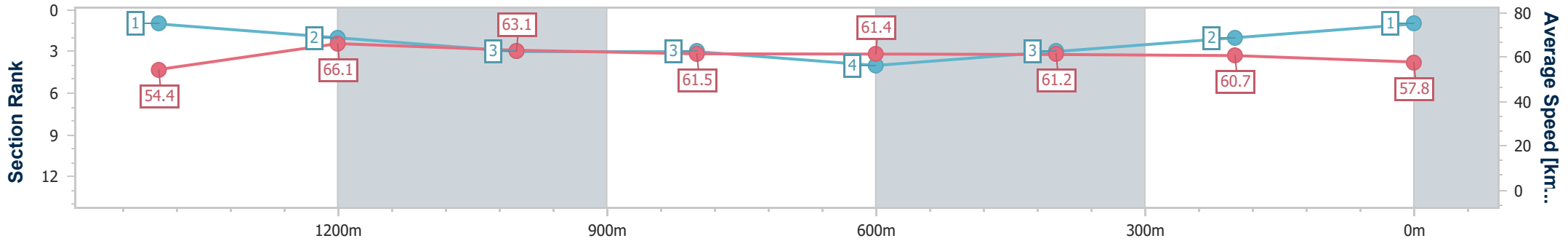
Horse/Jockey Name	From This Moment
Final Rank	1
Fastest Section Time (Section)	0:10.99 (1400m)
Top Speed [km/h] (Section)	67.5 (1400m)
Race State	Finished



Townsville QLD Professional
Race 4: Hygain BM55 Handicap - 1609m
 30 April 2024 - 15:09
 Track Rating: Soft 5, Weather: Fine, Rail Position: +0.5m 1000m-
 W/Post; +1.5m Remainder



Section	Overall	1400m	1200m	1000m	800m	600m	400m	200m
Section Times	1:36.60 [1] (0:13.98)	1:22.62 [1] (0:10.99)	1:11.63 [2] (0:11.44)	1:00.19 [3] (0:11.83)	0:48.36 [3] (0:11.84)	0:36.52 [4] (0:11.96)	0:24.56 [3] (0:11.96)	0:12.60 [2] (0:12.60)
Average Speed [km/h]	54.4	66.1	63.1	61.5	61.4	61.2	60.7	57.8
Top Speed [km/h]	66.7	67.5	65.4	62.2	62.0	61.8	62.3	59.9
Avg. Dist. to Rail [m]	5.7	3.0	2.7	2.3	2.1	3.0	4.5	5.1
Avg. Stride Freq. [Hz]	2.3	2.5	2.4	2.3	2.3	2.3	2.4	2.3
Avg. Stride Length [m]	6.5	7.4	7.4	7.4	7.4	7.3	7.1	6.9



- [] Ranking at each section and finish
- .-.- No data available at this section
- NA No data available



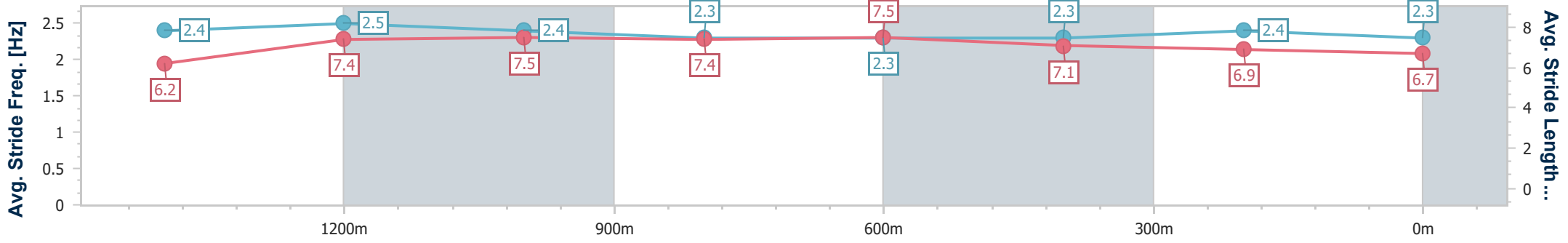
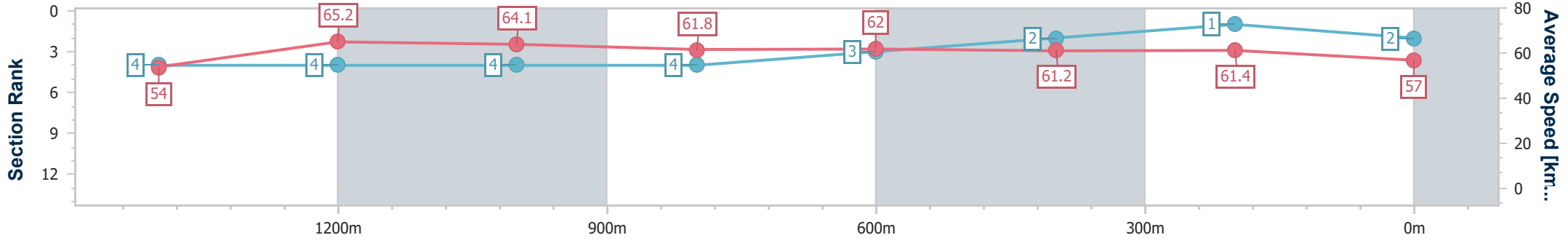
Horse/Jockey Name	Specialtie
Final Rank	2
Fastest Section Time (Section)	0:11.12 (1400m)
Top Speed [km/h] (Section)	66.4 (1200m)
Race State	Finished



Townsville QLD Professional
 Race 4: Hygain BM55 Handicap - 1609m
 30 April 2024 - 15:09
 Track Rating: Soft 5, Weather: Fine, Rail Position: +0.5m 1000m-
 W/Post; +1.5m Remainder



Section	Overall	1400m	1200m	1000m	800m	600m	400m	200m
Section Times	1:36.64 [2] (0:14.18)	1:22.46 [4] (0:11.12)	1:11.34 [4] (0:11.24)	1:00.10 [4] (0:11.74)	0:48.36 [4] (0:11.74)	0:36.62 [3] (0:11.99)	0:24.63 [2] (0:11.87)	0:12.76 [1] (0:12.76)
Average Speed [km/h]	54.0	65.2	64.1	61.8	62.0	61.2	61.4	57.0
Top Speed [km/h]	65.3	65.6	66.4	63.0	62.8	62.2	62.3	59.0
Avg. Dist. to Rail [m]	10.4	2.0	1.6	1.5	2.1	4.1	6.0	6.0
Avg. Stride Freq. [Hz]	2.4	2.5	2.4	2.3	2.3	2.3	2.4	2.3
Avg. Stride Length [m]	6.2	7.4	7.5	7.4	7.5	7.1	6.9	6.7



- [] Ranking at each section and finish
- .-.- No data available at this section
- NA No data available



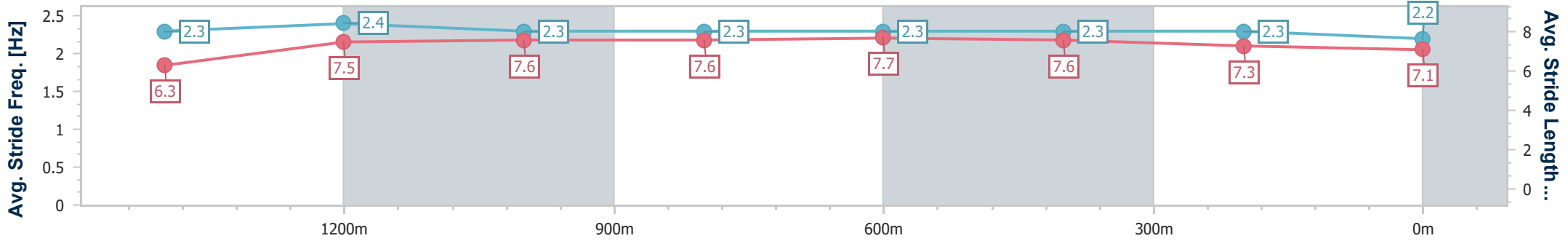
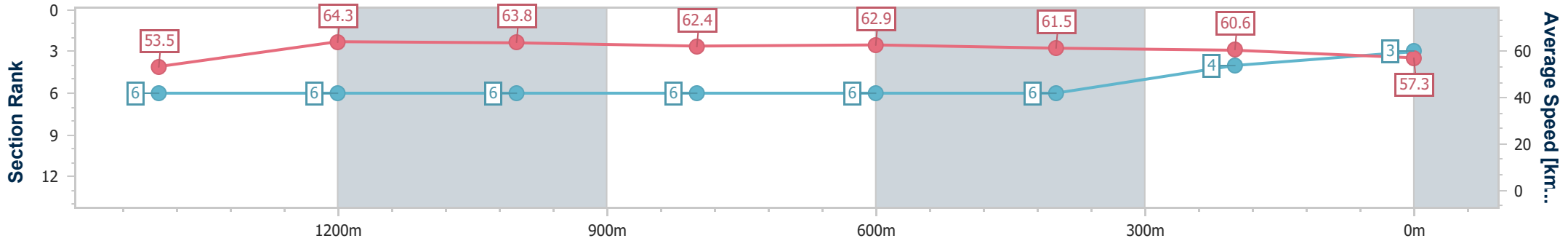
Horse/Jockey Name	Battalion
Final Rank	3
Fastest Section Time (Section)	0:11.32 (1200m)
Top Speed [km/h] (Section)	64.8 (1200m)
Race State	Finished



Townsville QLD Professional
 Race 4: Hygain BM55 Handicap - 1609m
 30 April 2024 - 15:09
 Track Rating: Soft 5, Weather: Fine, Rail Position: +0.5m 1000m-
 W/Post; +1.5m Remainder



Section	Overall	1400m	1200m	1000m	800m	600m	400m	200m						
Section Times	1:37.02 [3] (0:14.34)	1:22.68 [6] (0:11.33)	1:11.35 [6] (0:11.32)	1:00.03 [6] (0:11.73)	0:48.30 [6] (0:11.61)	0:36.69 [6] (0:11.98)	0:24.71 [6] (0:12.02)	0:12.69 [4] (0:12.69)						
Average Speed [km/h]	53.5	64.3	63.8	62.4	62.9	61.5	60.6	57.3						
Top Speed [km/h]	64.2	64.6	64.8	64.2	63.8	62.3	61.6	59.1						
Avg. Dist. to Rail [m]	10.1	4.1	3.6	3.3	3.1	4.4	5.9	6.6						
Avg. Stride Freq. [Hz]	2.3	2.4	2.3	2.3	2.3	2.3	2.3	2.2						
Avg. Stride Length [m]	6.3	7.5	7.6	7.6	7.7	7.6	7.3	7.1						



- [] Ranking at each section and finish
- .-.- No data available at this section
- NA No data available



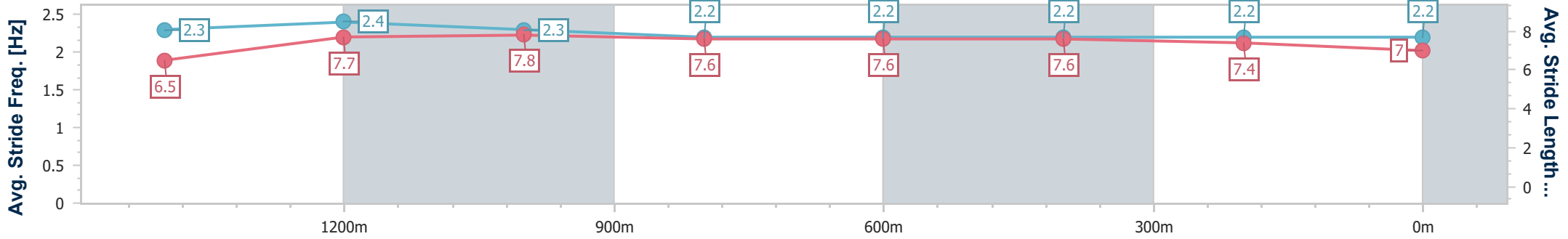
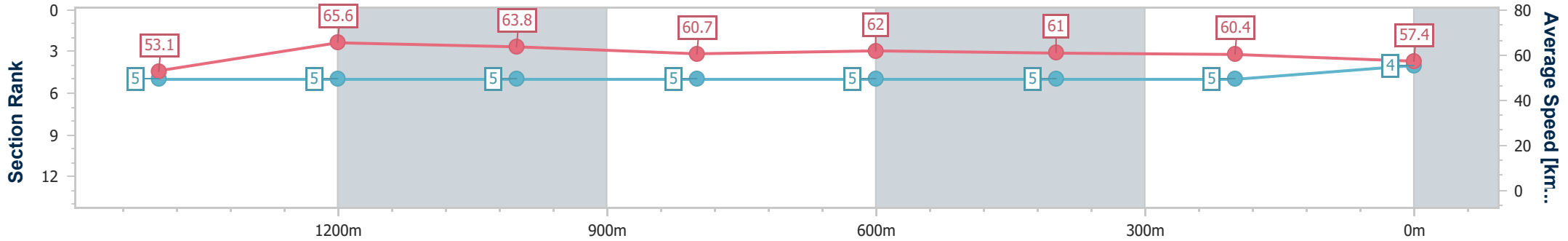
Horse/Jockey Name	Emathion
Final Rank	4
Fastest Section Time (Section)	0:11.02 (1400m)
Top Speed [km/h] (Section)	66.6 (1400m)
Race State	Finished



Townsville QLD Professional
Race 4: Hygain BM55 Handicap - 1609m
 30 April 2024 - 15:09
 Track Rating: Soft 5, Weather: Fine, Rail Position: +0.5m 1000m-
 W/Post; +1.5m Remainder



Section	Overall	1400m	1200m	1000m	800m	600m	400m	200m						
Section Times	1:37.06 [4] (0:14.30)	1:22.76 [5] (0:11.02)	1:11.74 [5] (0:11.31)	1:00.43 [5] (0:11.92)	0:48.51 [5] (0:11.69)	0:36.82 [5] (0:12.05)	0:24.77 [5] (0:12.11)	0:12.66 [5] (0:12.66)						
Average Speed [km/h]	53.1	65.6	63.8	60.7	62.0	61.0	60.4	57.4						
Top Speed [km/h]	66.0	66.6	66.1	62.5	62.4	61.9	61.1	59.2						
Avg. Dist. to Rail [m]	5.9	1.2	1.2	0.9	1.6	4.7	6.6	6.8						
Avg. Stride Freq. [Hz]	2.3	2.4	2.3	2.2	2.2	2.2	2.2	2.2						
Avg. Stride Length [m]	6.5	7.7	7.8	7.6	7.6	7.6	7.4	7.0						



- [] Ranking at each section and finish
- .-.- No data available at this section
- NA No data available



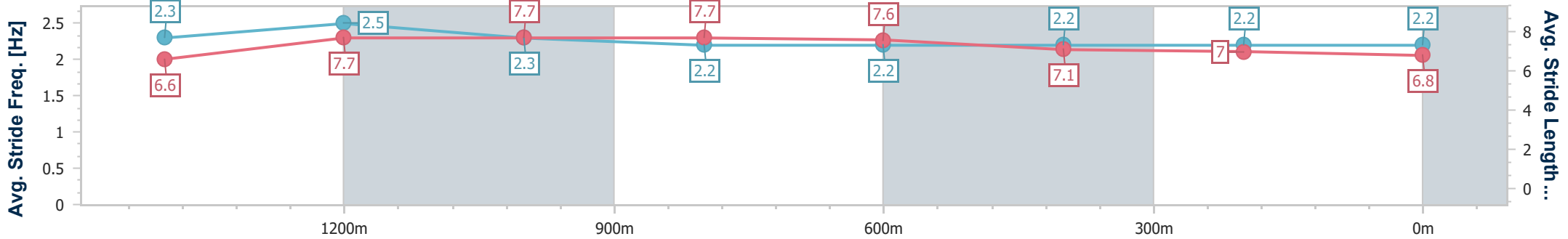
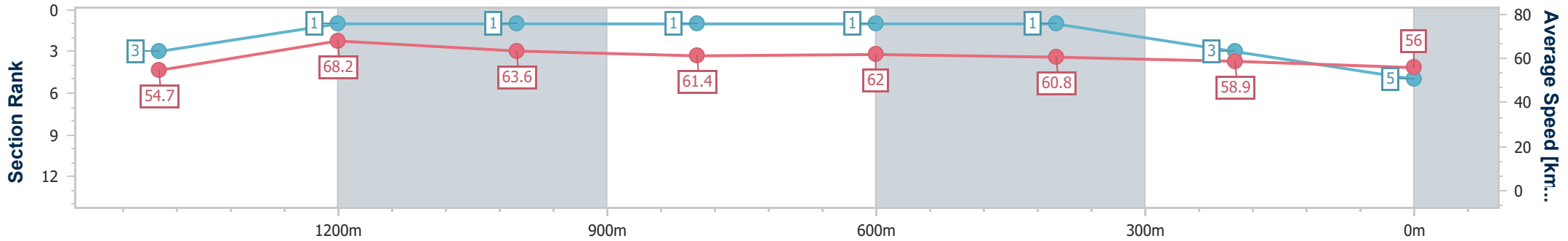
Horse/Jockey Name	Four Mile Lane
Final Rank	5
Fastest Section Time (Section)	0:10.76 (1400m)
Top Speed [km/h] (Section)	69.1 (1400m)
Race State	Finished



Townsville QLD Professional
 Race 4: Hygain BM55 Handicap - 1609m
 30 April 2024 - 15:09
 Track Rating: Soft 5, Weather: Fine, Rail Position: +0.5m 1000m-
 W/Post; +1.5m Remainder



Section	Overall	1400m	1200m	1000m	800m	600m	400m	200m						
Section Times	1:37.06 [5] (0:14.12)	1:22.94 [3] (0:10.76)	1:12.18 [1] (0:11.33)	1:00.85 [1] (0:11.81)	0:49.04 [1] (0:11.71)	0:37.33 [1] (0:12.01)	0:25.32 [1] (0:12.30)	0:13.02 [3] (0:13.02)						
Average Speed [km/h]	54.7	68.2	63.6	61.4	62.0	60.8	58.9	56.0						
Top Speed [km/h]	67.3	69.1	67.2	62.0	62.4	61.8	59.8	56.6						
Avg. Dist. to Rail [m]	12.9	4.7	2.7	1.7	1.4	3.0	4.5	5.1						
Avg. Stride Freq. [Hz]	2.3	2.5	2.3	2.2	2.2	2.2	2.2	2.2						
Avg. Stride Length [m]	6.6	7.7	7.7	7.7	7.6	7.1	7.0	6.8						



- [] Ranking at each section and finish
- .-.- No data available at this section
- NA No data available



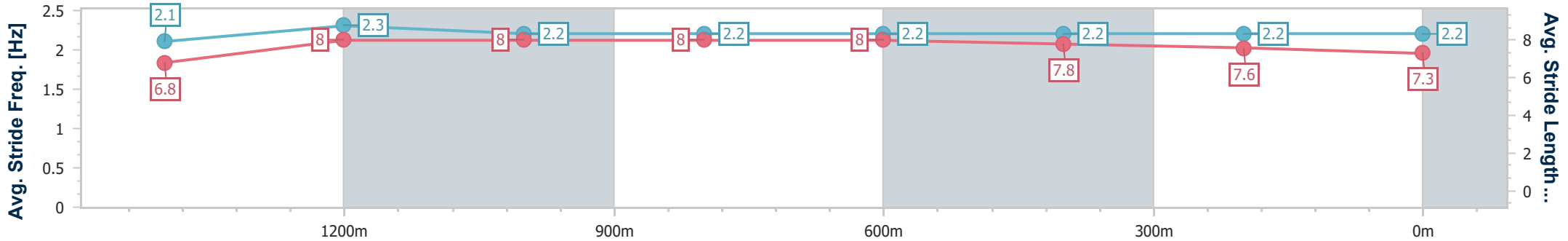
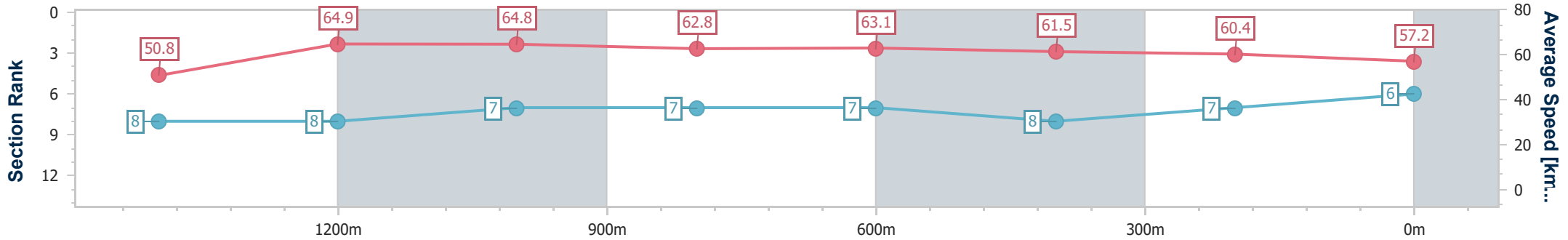
Horse/Jockey Name	Shadow Eclipse
Final Rank	6
Fastest Section Time (Section)	0:11.12 (1200m)
Top Speed [km/h] (Section)	66.0 (1400m)
Race State	Finished



Townsville QLD Professional
 Race 4: Hygain BM55 Handicap - 1609m
 30 April 2024 - 15:09
 Track Rating: Soft 5, Weather: Fine, Rail Position: +0.5m 1000m-
 W/Post; +1.5m Remainder



Section	Overall	1400m	1200m	1000m	800m	600m	400m	200m						
Section Times	1:37.29 [6] (0:14.99)	1:22.30 [8] (0:11.15)	1:11.15 [8] (0:11.12)	1:00.03 [7] (0:11.57)	0:48.46 [7] (0:11.56)	0:36.90 [7] (0:12.05)	0:24.85 [8] (0:12.12)	0:12.73 [7] (0:12.73)						
Average Speed [km/h]	50.8	64.9	64.8	62.8	63.1	61.5	60.4	57.2						
Top Speed [km/h]	64.2	66.0	65.2	64.3	63.9	62.7	61.0	59.3						
Avg. Dist. to Rail [m]	7.2	1.6	1.7	1.8	2.5	6.2	8.6	9.5						
Avg. Stride Freq. [Hz]	2.1	2.3	2.2	2.2	2.2	2.2	2.2	2.2						
Avg. Stride Length [m]	6.8	8.0	8.0	8.0	8.0	7.8	7.6	7.3						



- [] Ranking at each section and finish
- .-.- No data available at this section
- NA No data available



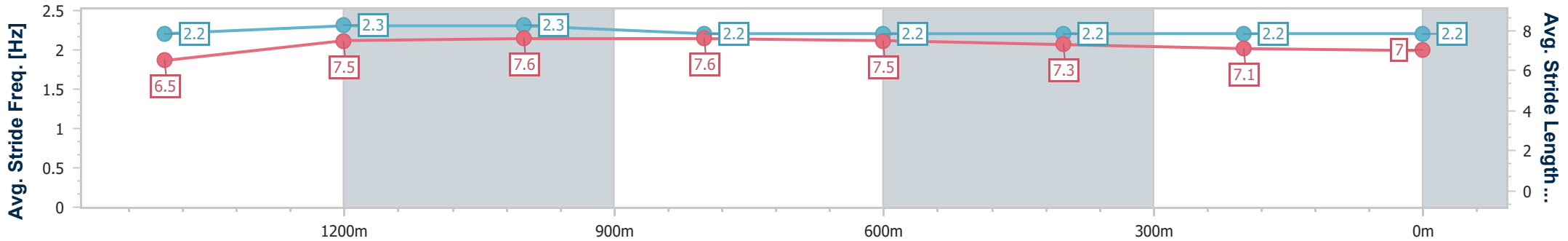
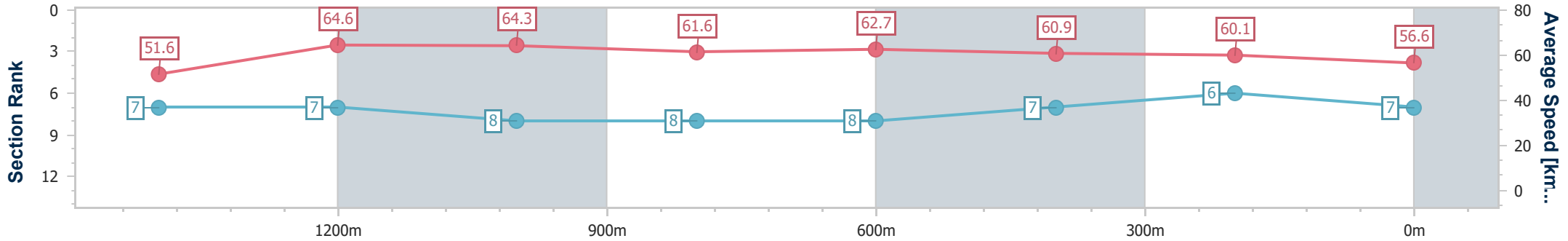
Horse/Jockey Name	Sebrossa
Final Rank	7
Fastest Section Time (Section)	0:11.23 (1200m)
Top Speed [km/h] (Section)	66.6 (1400m)
Race State	Finished



Townsville QLD Professional
 Race 4: Hygain BM55 Handicap - 1609m
 30 April 2024 - 15:09
 Track Rating: Soft 5, Weather: Fine, Rail Position: +0.5m 1000m-
 W/Post; +1.5m Remainder



Section	Overall	1400m	1200m	1000m	800m	600m	400m	200m						
Section Times	1:37.35 [7] (0:14.77)	1:22.58 [7] (0:11.27)	1:11.31 [7] (0:11.23)	1:00.08 [8] (0:11.73)	0:48.35 [8] (0:11.45)	0:36.90 [8] (0:11.96)	0:24.94 [7] (0:12.08)	0:12.86 [6] (0:12.86)						
Average Speed [km/h]	51.6	64.6	64.3	61.6	62.7	60.9	60.1	56.6						
Top Speed [km/h]	64.2	66.6	66.1	63.1	63.3	61.9	61.4	58.8						
Avg. Dist. to Rail [m]	8.4	3.1	2.3	1.0	0.6	2.2	4.2	5.5						
Avg. Stride Freq. [Hz]	2.2	2.3	2.3	2.2	2.2	2.2	2.2	2.2						
Avg. Stride Length [m]	6.5	7.5	7.6	7.6	7.5	7.3	7.1	7.0						



- [] Ranking at each section and finish
- .-.- No data available at this section
- NA No data available



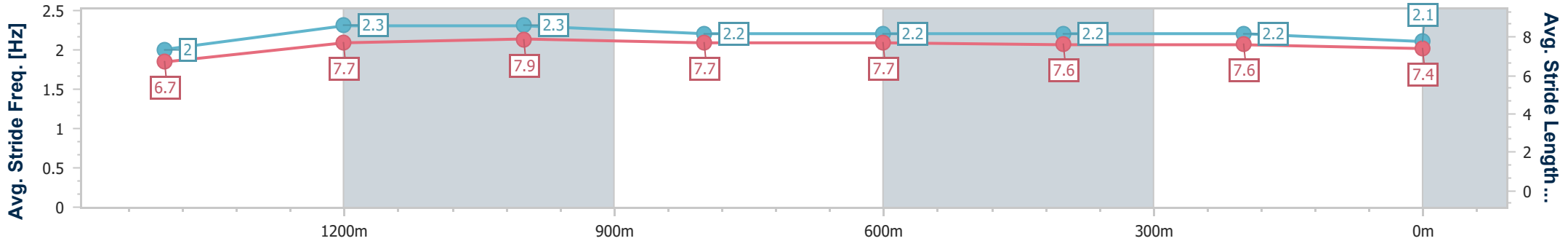
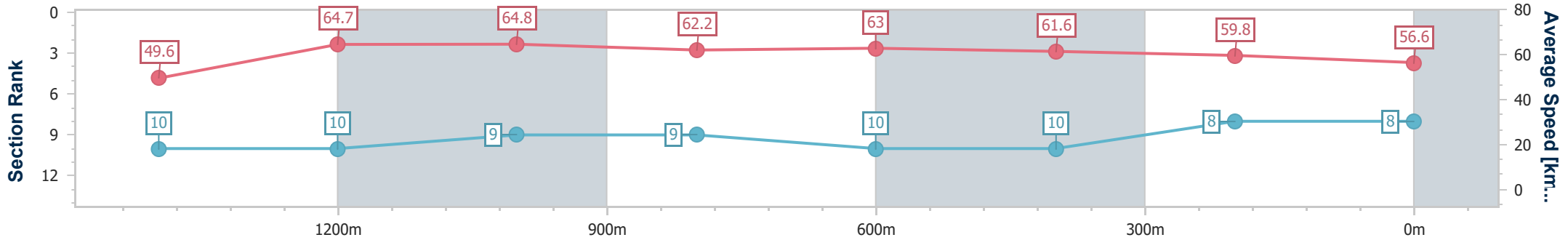
Horse/Jockey Name	Mishani Patriot
Final Rank	8
Fastest Section Time (Section)	0:11.13 (1200m)
Top Speed [km/h] (Section)	65.6 (1200m)
Race State	Finished



Townsville QLD Professional
 Race 4: Hygain BM55 Handicap - 1609m
 30 April 2024 - 15:09
 Track Rating: Soft 5, Weather: Fine, Rail Position: +0.5m 1000m-
 W/Post; +1.5m Remainder



Section	Overall	1400m	1200m	1000m	800m	600m	400m	200m						
Section Times	1:37.60 [8] (0:15.32)	1:22.28 [10] (0:11.19)	1:11.09 [10] (0:11.13)	0:59.96 [9] (0:11.64)	0:48.32 [9] (0:11.51)	0:36.81 [10] (0:11.85)	0:24.96 [10] (0:12.09)	0:12.87 [8] (0:12.87)						
Average Speed [km/h]	49.6	64.7	64.8	62.2	63.0	61.6	59.8	56.6						
Top Speed [km/h]	63.4	65.3	65.6	64.2	63.9	62.5	61.5	58.5						
Avg. Dist. to Rail [m]	6.8	2.2	2.0	1.3	1.6	2.3	3.0	5.2						
Avg. Stride Freq. [Hz]	2.0	2.3	2.3	2.2	2.2	2.2	2.2	2.1						
Avg. Stride Length [m]	6.7	7.7	7.9	7.7	7.7	7.6	7.6	7.4						



- [] Ranking at each section and finish
- .-.- No data available at this section
- NA No data available



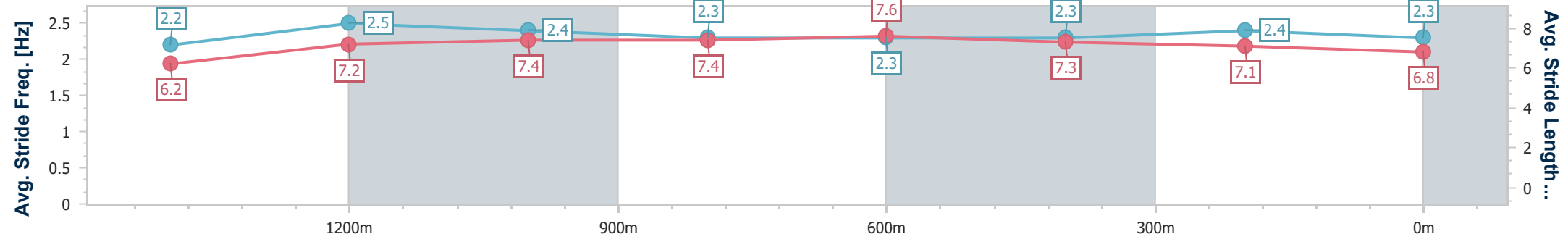
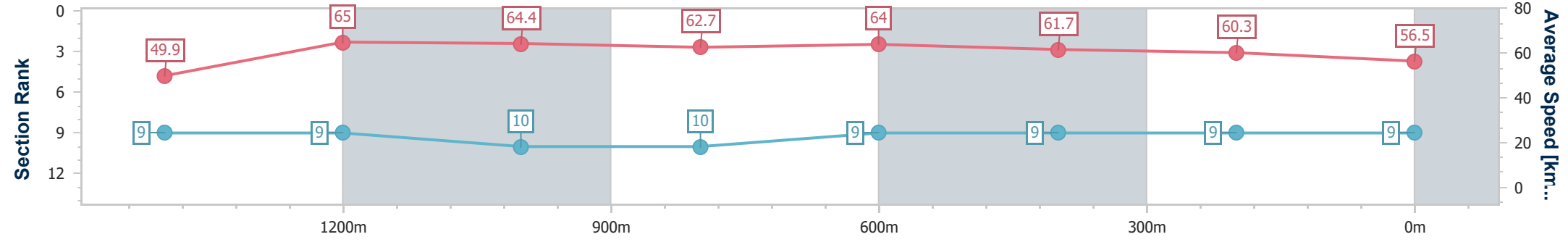
Horse/Jockey Name	Conquering Judas
Final Rank	9
Fastest Section Time (Section)	0:11.17 (1400m)
Top Speed [km/h] (Section)	66.1 (1400m)
Race State	Finished



Townsville QLD Professional
 Race 4: Hygain BM55 Handicap - 1609m
 30 April 2024 - 15:09
 Track Rating: Soft 5, Weather: Fine, Rail Position: +0.5m 1000m-
 W/Post; +1.5m Remainder



Section	Overall	1400m	1200m	1000m	800m	600m	400m	200m						
Section Times	1:37.62 [9] (0:15.27)	1:22.35 [9] (0:11.17)	1:11.18 [9] (0:11.20)	0:59.98 [10] (0:11.65)	0:48.33 [10] (0:11.38)	0:36.95 [9] (0:11.95)	0:25.00 [9] (0:12.11)	0:12.89 [9] (0:12.89)						
Average Speed [km/h]	49.9	65.0	64.4	62.7	64.0	61.7	60.3	56.5						
Top Speed [km/h]	65.2	66.1	65.0	64.6	65.3	62.7	61.5	58.6						
Avg. Dist. to Rail [m]	8.5	2.7	3.0	2.9	2.3	5.0	6.9	8.4						
Avg. Stride Freq. [Hz]	2.2	2.5	2.4	2.3	2.3	2.3	2.4	2.3						
Avg. Stride Length [m]	6.2	7.2	7.4	7.4	7.6	7.3	7.1	6.8						



- [] Ranking at each section and finish
- .-.- No data available at this section
- NA No data available



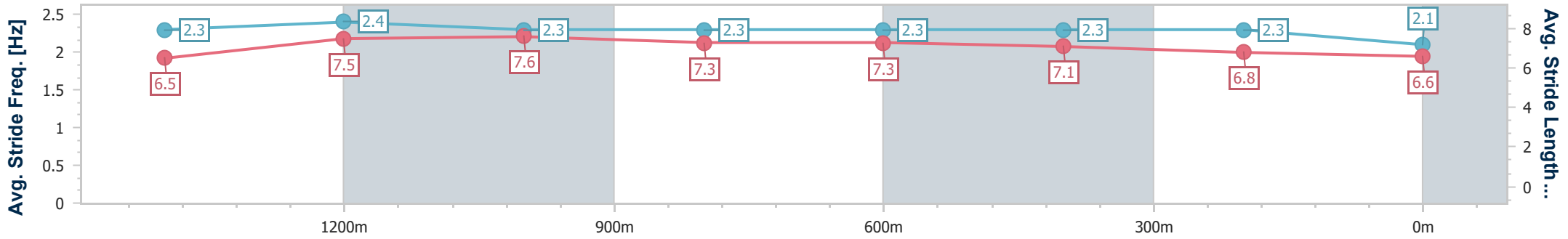
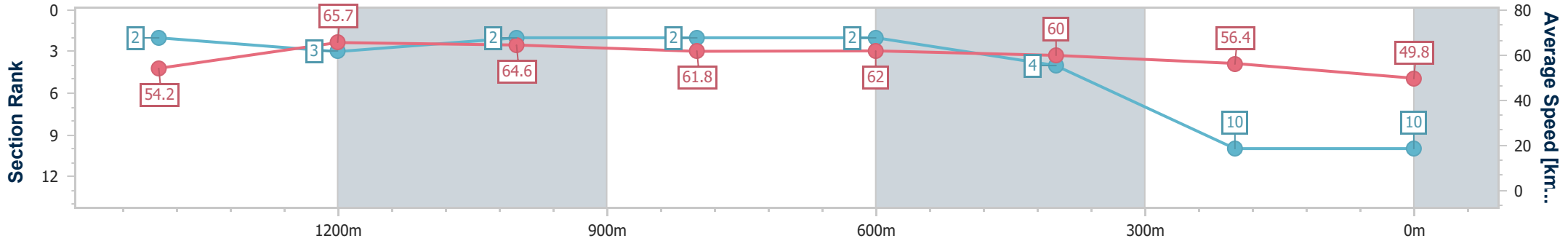
Horse/Jockey Name	Sea Of Cortez
Final Rank	10
Fastest Section Time (Section)	0:11.05 (1400m)
Top Speed [km/h] (Section)	67.0 (Overall)
Race State	Finished



Townsville QLD Professional
 Race 4: Hygain BM55 Handicap - 1609m
 30 April 2024 - 15:09
 Track Rating: Soft 5, Weather: Fine, Rail Position: +0.5m 1000m-
 W/Post; +1.5m Remainder



Section	Overall	1400m	1200m	1000m	800m	600m	400m	200m
Section Times	1:39.54 [10] (0:14.04)	1:25.50 [2] (0:11.05)	1:14.45 [3] (0:11.21)	1:03.24 [2] (0:11.78)	0:51.46 [2] (0:11.74)	0:39.72 [2] (0:12.24)	0:27.48 [4] (0:12.88)	0:14.60 [10] (0:14.60)
Average Speed [km/h]	54.2	65.7	64.6	61.8	62.0	60.0	56.4	49.8
Top Speed [km/h]	67.0	66.3	65.7	63.2	62.5	61.7	58.6	54.5
Avg. Dist. to Rail [m]	6.7	2.7	2.9	2.8	2.4	3.9	5.3	7.3
Avg. Stride Freq. [Hz]	2.3	2.4	2.3	2.3	2.3	2.3	2.3	2.1
Avg. Stride Length [m]	6.5	7.5	7.6	7.3	7.3	7.1	6.8	6.6



- [] Ranking at each section and finish
- .-.- No data available at this section
- NA No data available



Townsville QLD Professional

Race 5: Ladbrokes Racing Club Class 3 Plate - 1000m



30 April 2024 - 15:45

Track Rating: Soft 5, Weather: Fine, Rail Position: +0.5m 1000m-W/Post; +1.5m Remainder

Section		Overall						800m		600m		400m		200m		Last 600m	
Field Times		0:55.99 (0:12.74)						0:43.25 (0:09.72)		0:33.53 (0:10.54)		0:22.99 (0:11.09)		0:11.90 (0:11.90)		0:33.53	
Rank	TAB	Horse/Jockey	Barrier	Top Speed [km/h]	Fastest Section							Margin			Distance Travelled [m]		
1	12	PRETTY SLICK Ryan Wiggins	8	73.1 800m	0:09.95 800m	0:55.99 [1] (0:12.88)	0:43.11 [2] (0:09.95)	0:33.16 [2] (0:10.41)	0:22.75 [2] (0:10.94)	0:11.81 [2] (0:11.81)	0:55.99		0:33.16				
2	1	BEAUTY BOOM Tyler Leslight	6	73.8 800m	0:09.72 800m	0:56.23 [2] (0:12.74)	0:43.49 [1] (0:09.72)	0:33.77 [1] (0:10.54)	0:23.23 [1] (0:11.09)	0:12.14 [1] (0:12.14)	0.24L		0:33.77	-2			
3	13	SINGLE MEMO Justin Stanley	4	72.1 800m	0:10.09 800m	0:56.27 [3] (0:13.05)	0:43.22 [3] (0:10.09)	0:33.13 [4] (0:10.56)	0:22.57 [3] (0:10.96)	0:11.61 [3] (0:11.61)	0.04L		0:33.13	-1			
4	6	ZI WIN Jackson Murphy	9	72.7 800m	0:10.05 800m	0:56.28 [4] (0:13.05)	0:43.23 [4] (0:10.05)	0:33.18 [3] (0:10.66)	0:22.52 [4] (0:10.99)	0:11.53 [4] (0:11.53)	0.01L		0:33.18	+3			
5	9	VIBURNUM Scott Sheargold	5	72.6 Overall	0:10.17 800m	0:56.55 [5] (0:13.20)	0:43.35 [6] (0:10.17)	0:33.18 [7] (0:10.68)	0:22.50 [5] (0:10.93)	0:11.57 [5] (0:11.57)	0.27L		0:33.18	+1			
6	11	LET'S RIDE Lacey Morrison	12	70.6 800m	0:10.48 800m	0:56.81 [6] (0:13.42)	0:43.39 [11] (0:10.48)	0:32.91 [10] (0:10.55)	0:22.36 [9] (0:10.91)	0:11.45 [8] (0:11.45)	0.26L		0:32.91	+1			
7	8	MARANZANO Graham Kliese	3	72.6 800m	0:10.19 800m	0:56.88 [7] (0:13.39)	0:43.49 [9] (0:10.19)	0:33.30 [8] (0:10.66)	0:22.64 [8] (0:10.89)	0:11.75 [6] (0:11.75)	0.07L		0:33.30	+4			
8	10	IRISH MAUDIE Chelsea Jovic	7	71.4 800m	0:10.48 800m	0:56.98 [8] (0:13.63)	0:43.35 [13] (0:10.48)	0:32.87 [13] (0:10.66)	0:22.21 [14] (0:10.73)	0:11.48 [11] (0:11.48)	0.1L		0:32.87	+3			
9	14	EXTRA FREE Nathan Thomas	2	71.2 800m	0:10.34 800m	0:57.19 [9] (0:13.58)	0:43.61 [12] (0:10.34)	0:33.27 [11] (0:10.66)	0:22.61 [11] (0:10.81)	0:11.80 [9] (0:11.80)	0.21L		0:33.27	-1			
10	4	INDICATIVE Isabella Teh	11	72.4 800m	0:10.25 800m	0:57.22 [10] (0:13.08)	0:44.14 [5] (0:10.25)	0:33.89 [5] (0:10.83)	0:23.06 [7] (0:11.13)	0:11.93 [7] (0:11.93)	0.03L		0:33.89	+11			

Scratched: Five Bulls (#2)

Report Created: Tue 30 April 2024 17:55 GMT+10 (Note: Timing is based on position data)

Page 1/17

[] Ranking at each section and finish
 -:-:- No data available at this section
 NA No data available

SCN Saddle cloth number
 DNF Did not finish
 DNT Did not track

data processed by TRIPLESDATA



Townsville QLD Professional

Race 5: Ladbrokes Racing Club Class 3 Plate - 1000m

30 April 2024 - 15:45



Track Rating: Soft 5, Weather: Fine, Rail Position: +0.5m 1000m-W/Post; +1.5m Remainder

Section		Overall	800m	600m	400m	200m	Last 600m					
Field Times		0:55.99 (0:12.74)	0:43.25 (0:09.72)	0:33.53 (0:10.54)	0:22.99 (0:11.09)	0:11.90 (0:11.90)	0:33.53					
Rank	TAB Horse/Jockey	Barrier	Top Speed [km/h]	Fastest Section	Margin					Distance Travelled [m]		
11	3 THE SHERPA Frank Edwards	13	70.9 Overall	0:10.63 800m	0:57.35 [11] (0:13.37)	0:43.98 [8] (0:10.63)	0:33.35 [12] (0:10.63)	0:22.72 [13] (0:10.89)	0:11.83 [13] (0:11.83)	0.13L	0:33.35	+4
12	5 MR KOBO Jason Taylor	16	72.5 600m	0:10.38 800m	0:57.54 [12] (0:13.74)	0:43.80 [14] (0:10.38)	0:33.42 [14] (0:10.48)	0:22.94 [12] (0:10.91)	0:12.03 [12] (0:12.03)	0.19L	0:33.42	+7
13	15 PRINCE OF FIRE Denicious Smith	10	73.4 800m	0:10.01 800m	0:57.58 [13] (0:13.36)	0:44.22 [7] (0:10.01)	0:34.21 [6] (0:10.78)	0:23.43 [6] (0:11.27)	0:12.16 [10] (0:12.16)	0.04L	0:34.21	+6
14	7 BOOMALINA Gabrielle Semmens	1	70.5 800m	0:10.36 800m	0:57.64 [14] (0:13.40)	0:44.24 [10] (0:10.36)	0:33.88 [9] (0:10.70)	0:23.18 [10] (0:11.14)	0:12.04 [14] (0:12.04)	0.06L	0:33.88	-1
15	16 WELL RESTED Brooke Johnson	14	72.6 800m	0:10.30 800m	0:58.17 [15] (0:14.14)	0:44.03 [15] (0:10.30)	0:33.73 [15] (0:10.87)	0:22.86 [15] (0:11.13)	0:11.73 [15] (0:11.73)	0.53L	0:33.73	+1

Scratched: Five Bulls (#2)

[] Ranking at each section and finish
 -:-:-:- No data available at this section
 NA No data available

SCN Saddle cloth number
 DNF Did not finish
 DNT Did not track



Horse/Jockey Name	Pretty Slick
Final Rank	1
Fastest Section Time (Section)	0:09.95 (800m)
Top Speed [km/h] (Section)	73.1 (800m)
Race State	Finished



Townsville QLD Professional

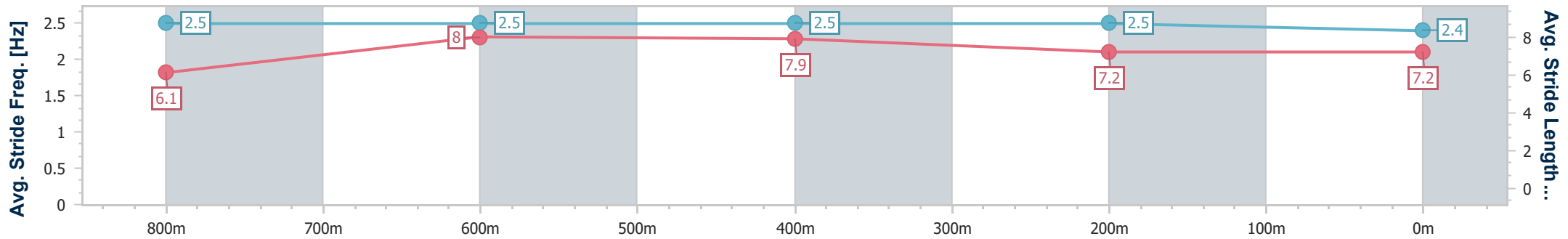
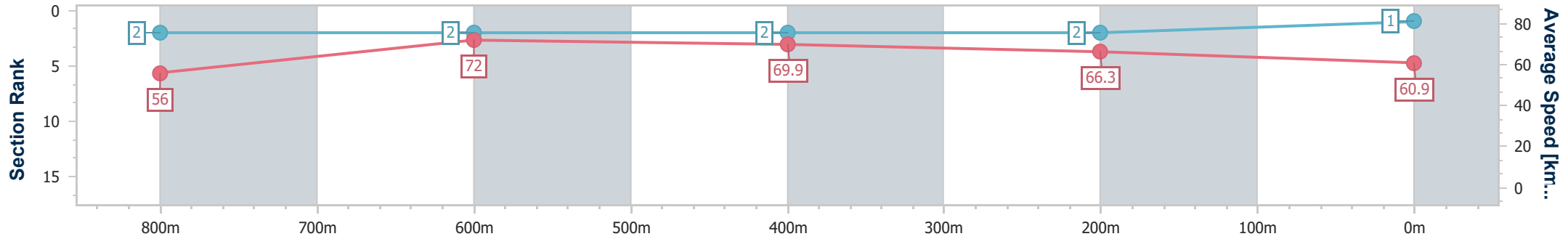
Race 5: Ladbrokes Racing Club Class 3 Plate - 1000m

30 April 2024 - 15:45

Track Rating: Soft 5, Weather: Fine, Rail Position: +0.5m 1000m-W/Post; +1.5m Remainder



Section	Overall	800m	600m	400m	200m
Section Times	0:55.99 [1] (0:12.88)	0:43.11 [2] (0:09.95)	0:33.16 [2] (0:10.41)	0:22.75 [2] (0:10.94)	0:11.81 [2] (0:11.81)
Average Speed [km/h]	56.0	72.0	69.9	66.3	60.9
Top Speed [km/h]	72.2	73.1	72.3	67.7	65.2
Avg. Dist. to Rail [m]	11.5	3.0	1.9	4.9	5.3
Avg. Stride Freq. [Hz]	2.5	2.5	2.5	2.5	2.4
Avg. Stride Length [m]	6.1	8.0	7.9	7.2	7.2



- [] Ranking at each section and finish
- .-.- No data available at this section
- NA No data available



Horse/Jockey Name	Beauty Boom
Final Rank	2
Fastest Section Time (Section)	0:09.72 (800m)
Top Speed [km/h] (Section)	73.8 (800m)
Race State	Finished



Townsville QLD Professional

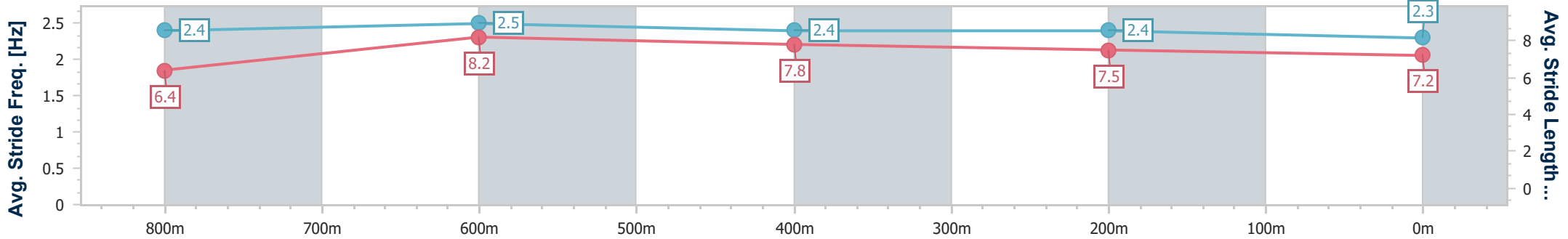
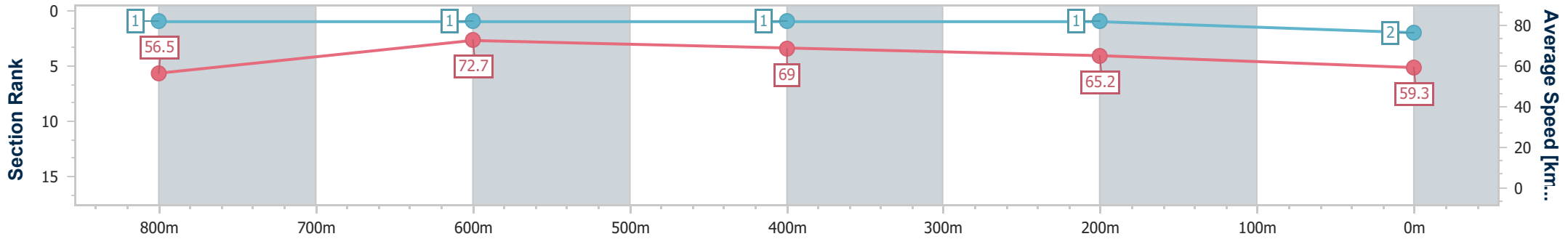
Race 5: Ladbrokes Racing Club Class 3 Plate - 1000m

30 April 2024 - 15:45

Track Rating: Soft 5, Weather: Fine, Rail Position: +0.5m 1000m-W/Post; +1.5m Remainder



Section	Overall	800m	600m	400m	200m
Section Times	0:56.23 [2] (0:12.74)	0:43.49 [1] (0:09.72)	0:33.77 [1] (0:10.54)	0:23.23 [1] (0:11.09)	0:12.14 [1] (0:12.14)
Average Speed [km/h]	56.5	72.7	69.0	65.2	59.3
Top Speed [km/h]	73.4	73.8	70.5	67.0	62.5
Avg. Dist. to Rail [m]	8.2	1.8	1.7	2.8	0.7
Avg. Stride Freq. [Hz]	2.4	2.5	2.4	2.4	2.3
Avg. Stride Length [m]	6.4	8.2	7.8	7.5	7.2



- [] Ranking at each section and finish
- .-.- No data available at this section
- NA No data available



Horse/Jockey Name	Single Memo
Final Rank	3
Fastest Section Time (Section)	0:10.09 (800m)
Top Speed [km/h] (Section)	72.1 (800m)
Race State	Finished



Townsville QLD Professional

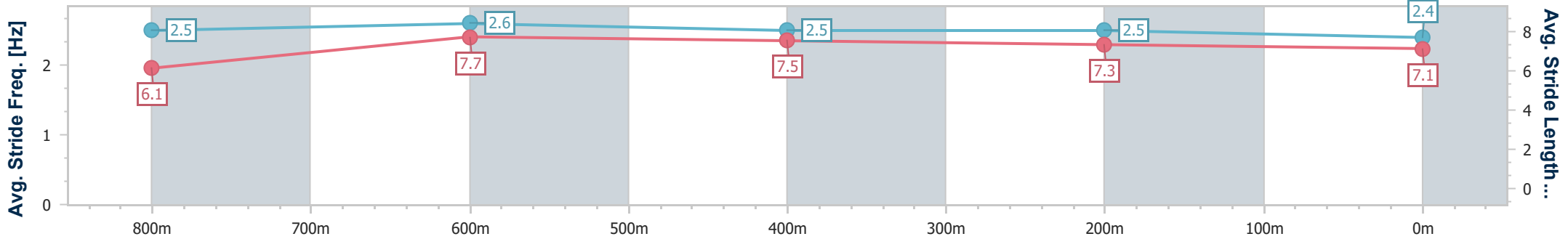
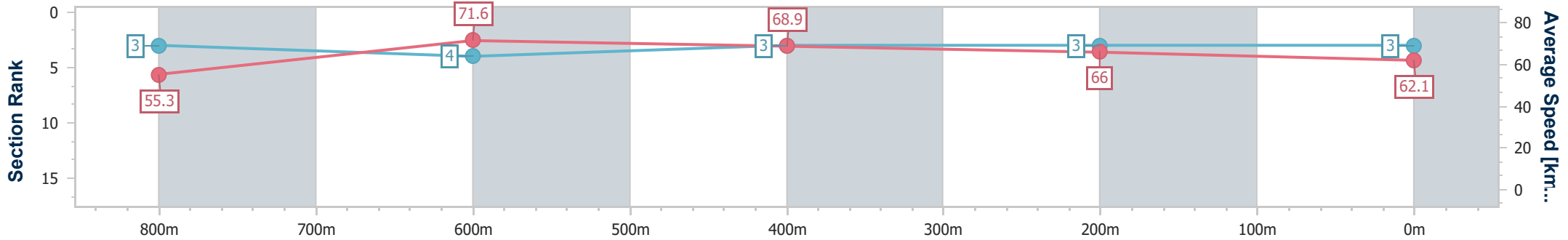
Race 5: Ladbrokes Racing Club Class 3 Plate - 1000m

30 April 2024 - 15:45

Track Rating: Soft 5, Weather: Fine, Rail Position: +0.5m 1000m-
W/Post; +1.5m Remainder



Section	Overall	800m	600m	400m	200m
Section Times	0:56.27 [3] (0:13.05)	0:43.22 [3] (0:10.09)	0:33.13 [4] (0:10.56)	0:22.57 [3] (0:10.96)	0:11.61 [3] (0:11.61)
Average Speed [km/h]	55.3	71.6	68.9	66.0	62.1
Top Speed [km/h]	70.5	72.1	70.9	67.0	65.0
Avg. Dist. to Rail [m]	4.5	1.5	2.1	3.7	6.0
Avg. Stride Freq. [Hz]	2.5	2.6	2.5	2.5	2.4
Avg. Stride Length [m]	6.1	7.7	7.5	7.3	7.1



- [] Ranking at each section and finish
- .-.- No data available at this section
- NA No data available



Horse/Jockey Name	Zi Win
Final Rank	4
Fastest Section Time (Section)	0:10.05 (800m)
Top Speed [km/h] (Section)	72.7 (800m)
Race State	Finished



Townsville QLD Professional

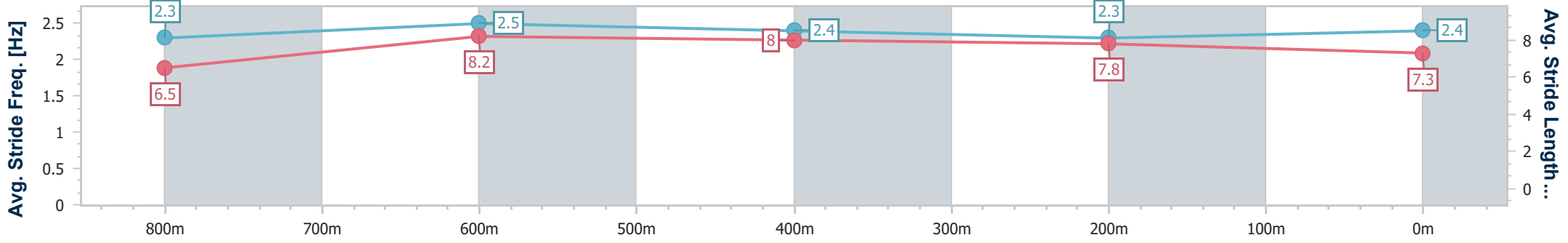
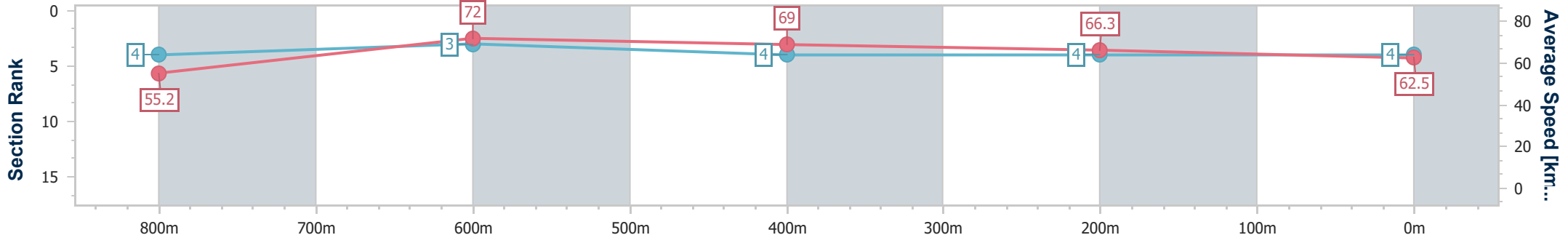
Race 5: Ladbrokes Racing Club Class 3 Plate - 1000m

30 April 2024 - 15:45

Track Rating: Soft 5, Weather: Fine, Rail Position: +0.5m 1000m-W/Post; +1.5m Remainder



Section	Overall	800m	600m	400m	200m
Section Times	0:56.28 [4] (0:13.05)	0:43.23 [4] (0:10.05)	0:33.18 [3] (0:10.66)	0:22.52 [4] (0:10.99)	0:11.53 [4] (0:11.53)
Average Speed [km/h]	55.2	72.0	69.0	66.3	62.5
Top Speed [km/h]	71.0	72.7	71.9	68.2	66.1
Avg. Dist. to Rail [m]	12.4	3.8	4.3	5.9	5.0
Avg. Stride Freq. [Hz]	2.3	2.5	2.4	2.3	2.4
Avg. Stride Length [m]	6.5	8.2	8.0	7.8	7.3



- [] Ranking at each section and finish
- .-.- No data available at this section
- NA No data available



Horse/Jockey Name	Viburnum
Final Rank	5
Fastest Section Time (Section)	0:10.17 (800m)
Top Speed [km/h] (Section)	72.6 (Overall)
Race State	Finished



Townsville QLD Professional

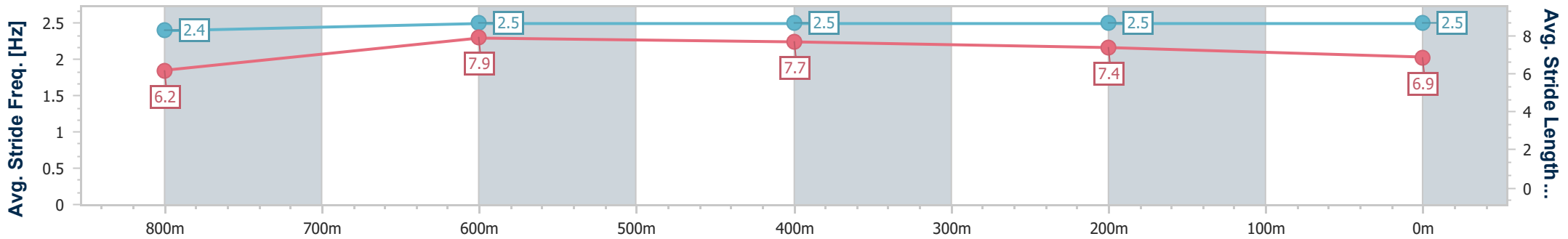
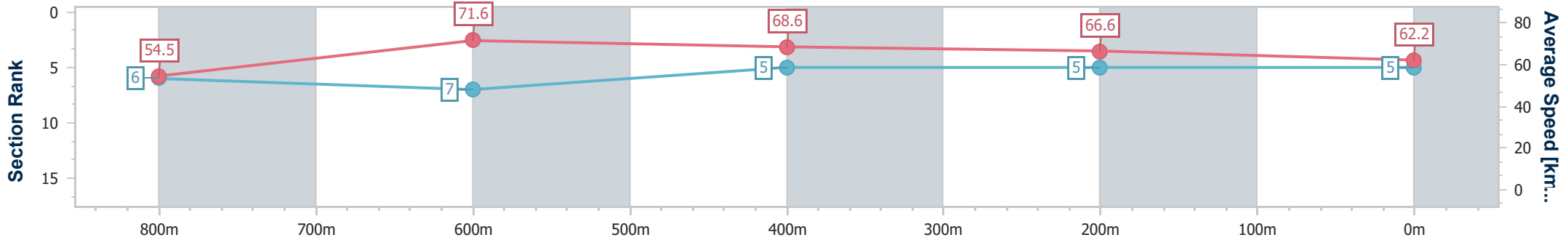
Race 5: Ladbrokes Racing Club Class 3 Plate - 1000m

30 April 2024 - 15:45

Track Rating: Soft 5, Weather: Fine, Rail Position: +0.5m 1000m-W/Post; +1.5m Remainder



Section	Overall	800m	600m	400m	200m
Section Times	0:56.55 [5] (0:13.20)	0:43.35 [6] (0:10.17)	0:33.18 [7] (0:10.68)	0:22.50 [5] (0:10.93)	0:11.57 [5] (0:11.57)
Average Speed [km/h]	54.5	71.6	68.6	66.6	62.2
Top Speed [km/h]	72.6	72.5	71.3	67.7	67.2
Avg. Dist. to Rail [m]	7.1	2.6	3.9	5.1	8.6
Avg. Stride Freq. [Hz]	2.4	2.5	2.5	2.5	2.5
Avg. Stride Length [m]	6.2	7.9	7.7	7.4	6.9



- [] Ranking at each section and finish
- .-.- No data available at this section
- NA No data available



Horse/Jockey Name	Let's Ride
Final Rank	6
Fastest Section Time (Section)	0:10.48 (800m)
Top Speed [km/h] (Section)	70.6 (800m)
Race State	Finished



Townsville QLD Professional

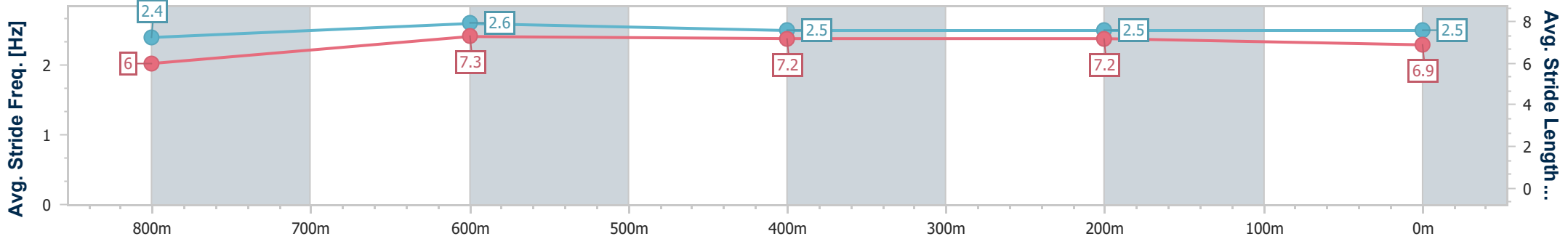
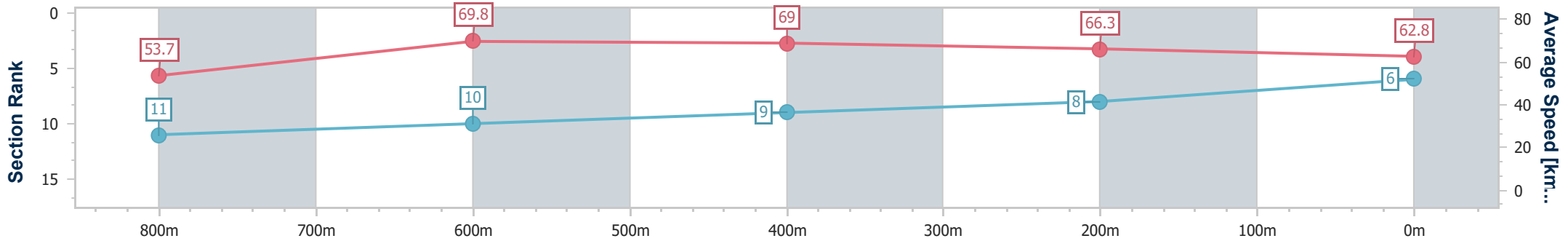
Race 5: Ladbrokes Racing Club Class 3 Plate - 1000m

30 April 2024 - 15:45

Track Rating: Soft 5, Weather: Fine, Rail Position: +0.5m 1000m-W/Post; +1.5m Remainder



Section	Overall	800m	600m	400m	200m
Section Times	0:56.81 [6] (0:13.42)	0:43.39 [11] (0:10.48)	0:32.91 [10] (0:10.55)	0:22.36 [9] (0:10.91)	0:11.45 [8] (0:11.45)
Average Speed [km/h]	53.7	69.8	69.0	66.3	62.8
Top Speed [km/h]	70.6	70.6	70.0	69.1	65.1
Avg. Dist. to Rail [m]	13.6	4.7	2.4	1.9	2.6
Avg. Stride Freq. [Hz]	2.4	2.6	2.5	2.5	2.5
Avg. Stride Length [m]	6.0	7.3	7.2	7.2	6.9



- [] Ranking at each section and finish
- .-.- No data available at this section
- NA No data available



Horse/Jockey Name	Maranzano
Final Rank	7
Fastest Section Time (Section)	0:10.19 (800m)
Top Speed [km/h] (Section)	72.6 (800m)
Race State	Finished



Townsville QLD Professional

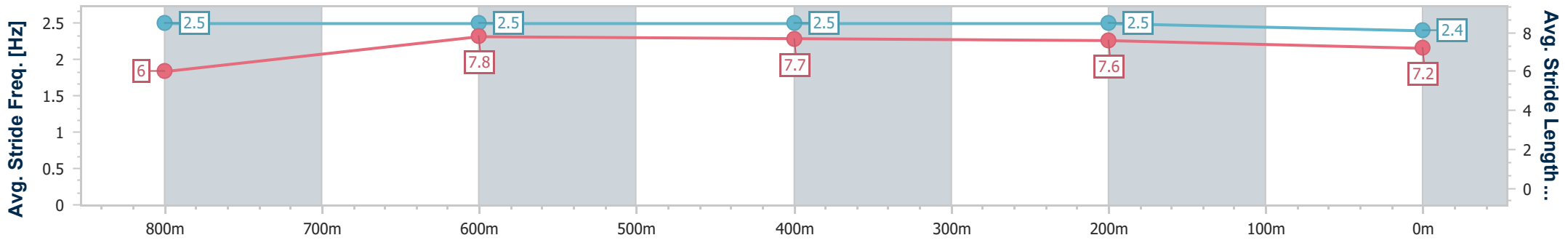
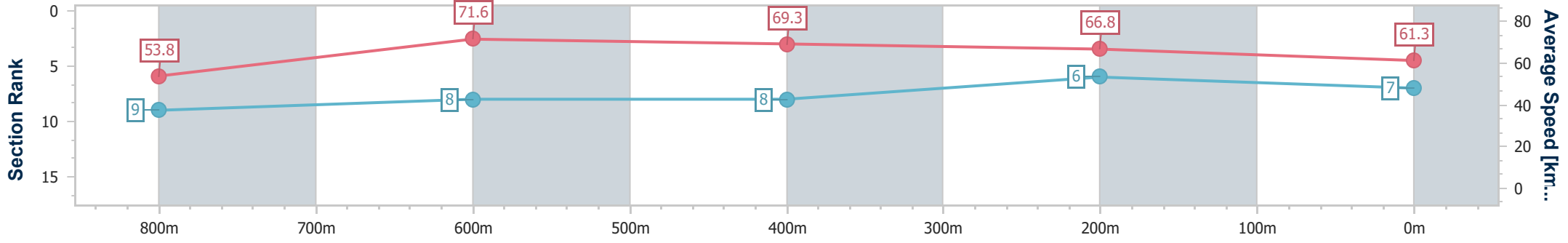
Race 5: Ladbrokes Racing Club Class 3 Plate - 1000m

30 April 2024 - 15:45

Track Rating: Soft 5, Weather: Fine, Rail Position: +0.5m 1000m-W/Post; +1.5m Remainder



Section	Overall	800m	600m	400m	200m
Section Times	0:56.88 [7] (0:13.39)	0:43.49 [9] (0:10.19)	0:33.30 [8] (0:10.66)	0:22.64 [8] (0:10.89)	0:11.75 [6] (0:11.75)
Average Speed [km/h]	53.8	71.6	69.3	66.8	61.3
Top Speed [km/h]	71.5	72.6	70.9	68.7	64.4
Avg. Dist. to Rail [m]	5.8	3.8	5.0	7.0	9.8
Avg. Stride Freq. [Hz]	2.5	2.5	2.5	2.5	2.4
Avg. Stride Length [m]	6.0	7.8	7.7	7.6	7.2



- [] Ranking at each section and finish
- .-.- No data available at this section
- NA No data available



Horse/Jockey Name	Irish Maudie
Final Rank	8
Fastest Section Time (Section)	0:10.48 (800m)
Top Speed [km/h] (Section)	71.4 (800m)
Race State	Finished



Townsville QLD Professional

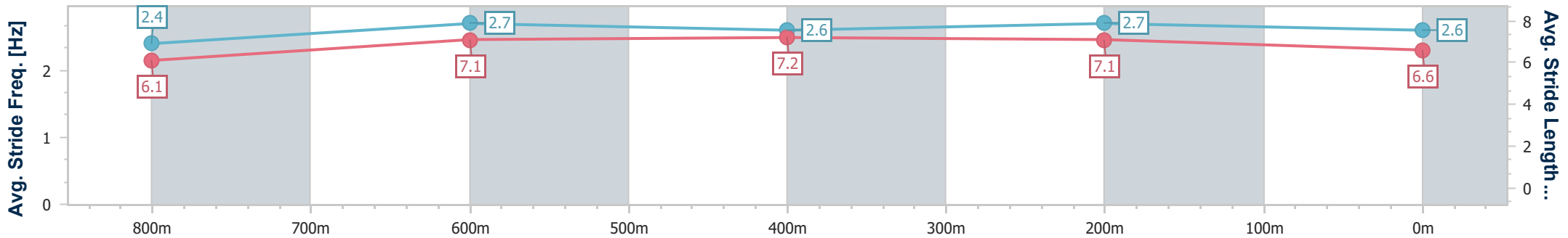
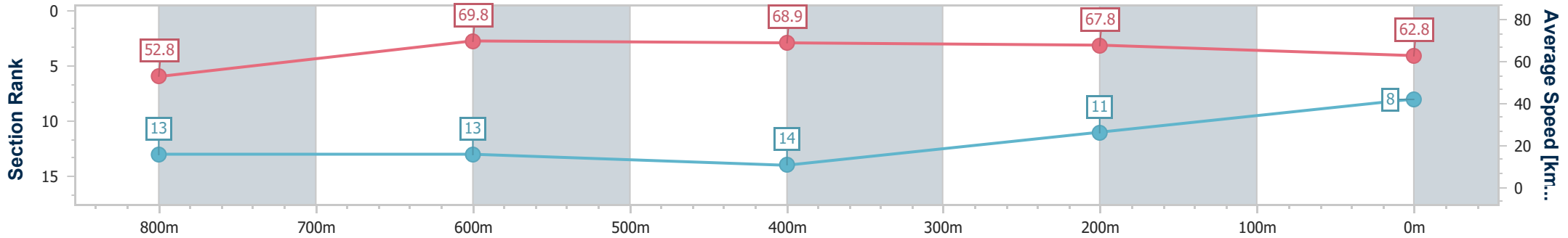
Race 5: Ladbrokes Racing Club Class 3 Plate - 1000m

30 April 2024 - 15:45

Track Rating: Soft 5, Weather: Fine, Rail Position: +0.5m 1000m-W/Post; +1.5m Remainder



Section	Overall	800m	600m	400m	200m
Section Times	0:56.98 [8] (0:13.63)	0:43.35 [13] (0:10.48)	0:32.87 [13] (0:10.66)	0:22.21 [14] (0:10.73)	0:11.48 [11] (0:11.48)
Average Speed [km/h]	52.8	69.8	68.9	67.8	62.8
Top Speed [km/h]	70.9	71.4	69.8	69.6	66.0
Avg. Dist. to Rail [m]	10.6	4.5	4.0	7.5	11.3
Avg. Stride Freq. [Hz]	2.4	2.7	2.6	2.7	2.6
Avg. Stride Length [m]	6.1	7.1	7.2	7.1	6.6



- [] Ranking at each section and finish
- .-.- No data available at this section
- NA No data available



Horse/Jockey Name	Extra Free
Final Rank	9
Fastest Section Time (Section)	0:10.34 (800m)
Top Speed [km/h] (Section)	71.2 (800m)
Race State	Finished



Townsville QLD Professional

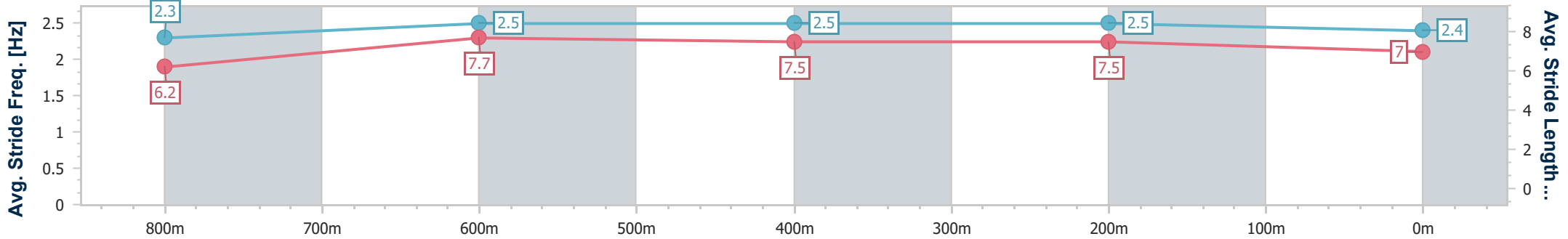
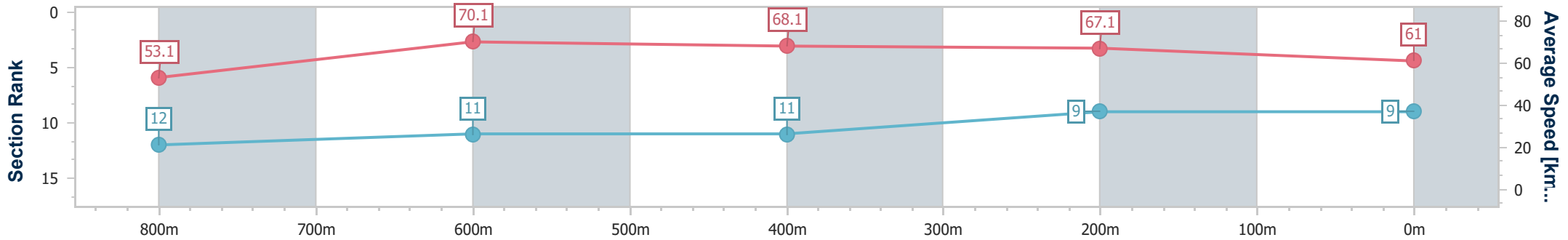
Race 5: Ladbrokes Racing Club Class 3 Plate - 1000m

30 April 2024 - 15:45

Track Rating: Soft 5, Weather: Fine, Rail Position: +0.5m 1000m-W/Post; +1.5m Remainder



Section	Overall	800m	600m	400m	200m
Section Times	0:57.19 [9] (0:13.58)	0:43.61 [12] (0:10.34)	0:33.27 [11] (0:10.66)	0:22.61 [11] (0:10.81)	0:11.80 [9] (0:11.80)
Average Speed [km/h]	53.1	70.1	68.1	67.1	61.0
Top Speed [km/h]	70.2	71.2	69.1	67.8	64.4
Avg. Dist. to Rail [m]	4.8	2.0	1.7	4.0	5.5
Avg. Stride Freq. [Hz]	2.3	2.5	2.5	2.5	2.4
Avg. Stride Length [m]	6.2	7.7	7.5	7.5	7.0



- [] Ranking at each section and finish
- .-.- No data available at this section
- NA No data available



Horse/Jockey Name	Indicative
Final Rank	10
Fastest Section Time (Section)	0:10.25 (800m)
Top Speed [km/h] (Section)	72.4 (800m)
Race State	Finished



Townsville QLD Professional

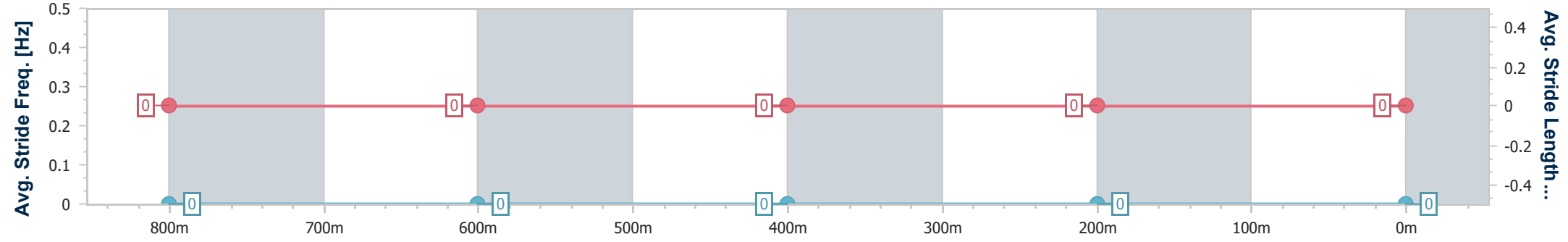
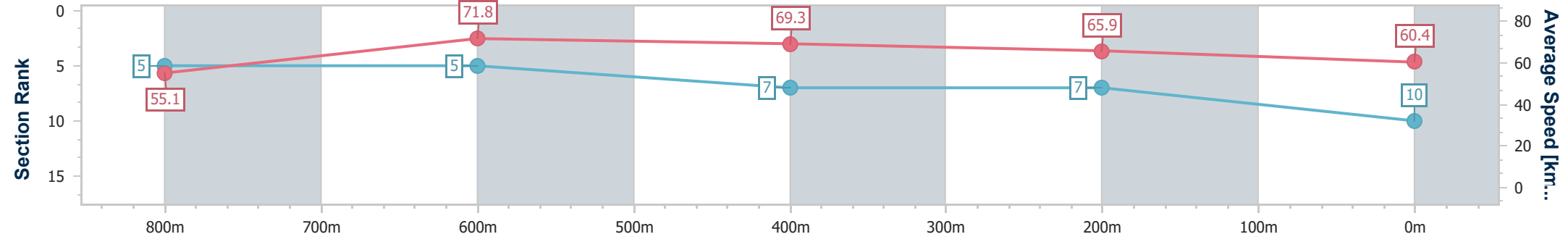
Race 5: Ladbrokes Racing Club Class 3 Plate - 1000m

30 April 2024 - 15:45

Track Rating: Soft 5, Weather: Fine, Rail Position: +0.5m 1000m-W/Post; +1.5m Remainder



Section	Overall	800m	600m	400m	200m
Section Times	0:57.22 [10] (0:13.08)	0:44.14 [5] (0:10.25)	0:33.89 [5] (0:10.83)	0:23.06 [7] (0:11.13)	0:11.93 [7] (0:11.93)
Average Speed [km/h]	55.1	71.8	69.3	65.9	60.4
Top Speed [km/h]	69.9	72.4	70.8	67.5	64.1
Avg. Dist. to Rail [m]	13.2	6.0	8.2	10.1	12.1
Avg. Stride Freq. [Hz]	--	--	--	--	--
Avg. Stride Length [m]	--	--	--	--	--



- [] Ranking at each section and finish
- No data available at this section
- NA No data available



Horse/Jockey Name	The Sherpa
Final Rank	11
Fastest Section Time (Section)	0:10.63 (800m)
Top Speed [km/h] (Section)	70.9 (Overall)
Race State	Finished



Townsville QLD Professional

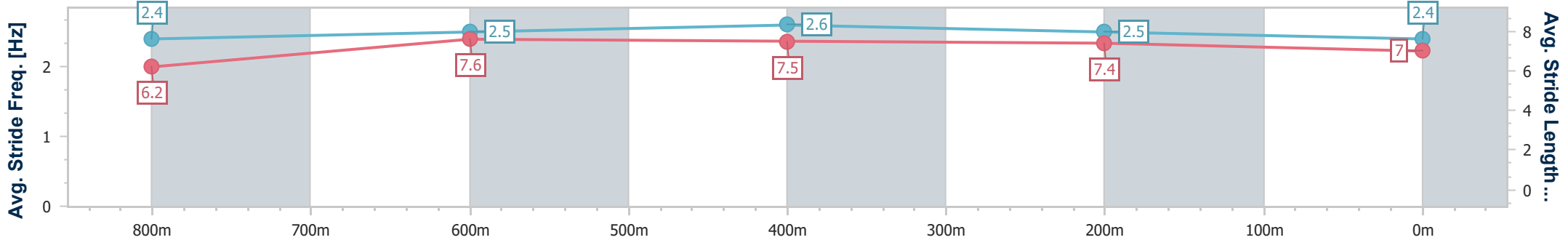
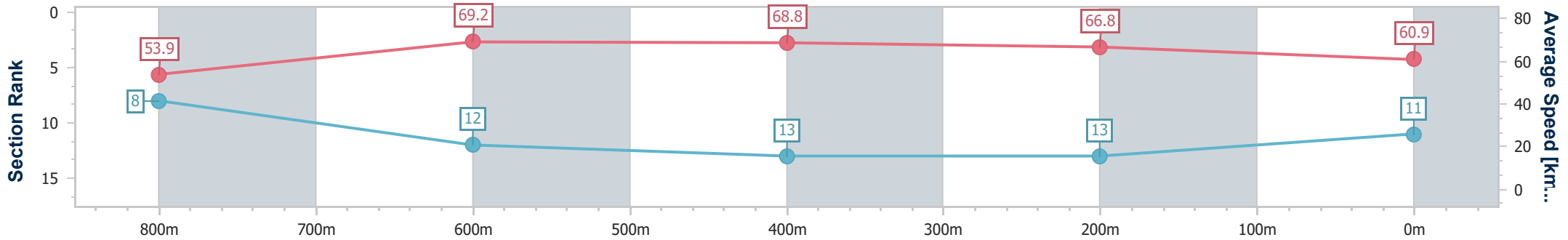
Race 5: Ladbrokes Racing Club Class 3 Plate - 1000m

30 April 2024 - 15:45

Track Rating: Soft 5, Weather: Fine, Rail Position: +0.5m 1000m-W/Post; +1.5m Remainder



Section	Overall	800m	600m	400m	200m
Section Times	0:57.35 [11] (0:13.37)	0:43.98 [8] (0:10.63)	0:33.35 [12] (0:10.63)	0:22.72 [13] (0:10.89)	0:11.83 [13] (0:11.83)
Average Speed [km/h]	53.9	69.2	68.8	66.8	60.9
Top Speed [km/h]	70.9	70.4	69.7	69.2	64.8
Avg. Dist. to Rail [m]	15.0	6.0	3.4	6.2	8.6
Avg. Stride Freq. [Hz]	2.4	2.5	2.6	2.5	2.4
Avg. Stride Length [m]	6.2	7.6	7.5	7.4	7.0



- [] Ranking at each section and finish
- .-.- No data available at this section
- NA No data available



Horse/Jockey Name	Mr Kobo
Final Rank	12
Fastest Section Time (Section)	0:10.38 (800m)
Top Speed [km/h] (Section)	72.5 (600m)
Race State	Finished



Townsville QLD Professional

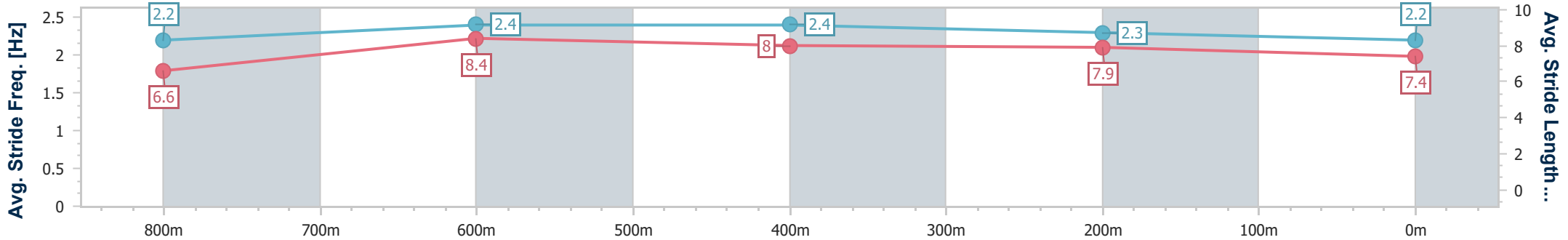
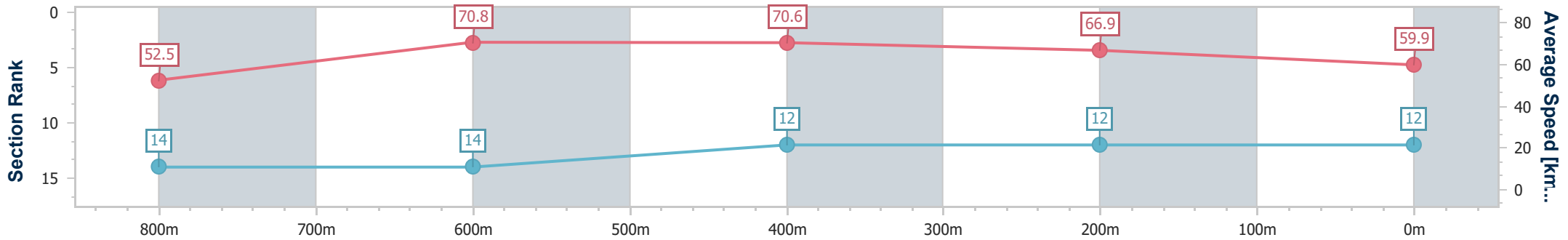
Race 5: Ladbrokes Racing Club Class 3 Plate - 1000m

30 April 2024 - 15:45

Track Rating: Soft 5, Weather: Fine, Rail Position: +0.5m 1000m-W/Post; +1.5m Remainder



Section	Overall	800m	600m	400m	200m
Section Times	0:57.54 [12] (0:13.74)	0:43.80 [14] (0:10.38)	0:33.42 [14] (0:10.48)	0:22.94 [12] (0:10.91)	0:12.03 [12] (0:12.03)
Average Speed [km/h]	52.5	70.8	70.6	66.9	59.9
Top Speed [km/h]	70.4	72.0	72.5	69.2	64.4
Avg. Dist. to Rail [m]	13.3	5.7	5.7	8.1	10.4
Avg. Stride Freq. [Hz]	2.2	2.4	2.4	2.3	2.2
Avg. Stride Length [m]	6.6	8.4	8.0	7.9	7.4



- [] Ranking at each section and finish
- .-.- No data available at this section
- NA No data available



Horse/Jockey Name	Prince Of Fire
Final Rank	13
Fastest Section Time (Section)	0:10.01 (800m)
Top Speed [km/h] (Section)	73.4 (800m)
Race State	Finished



Townsville QLD Professional

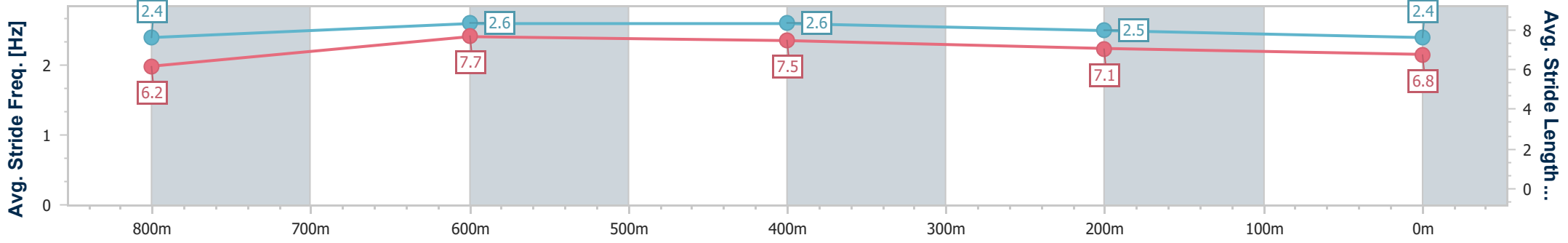
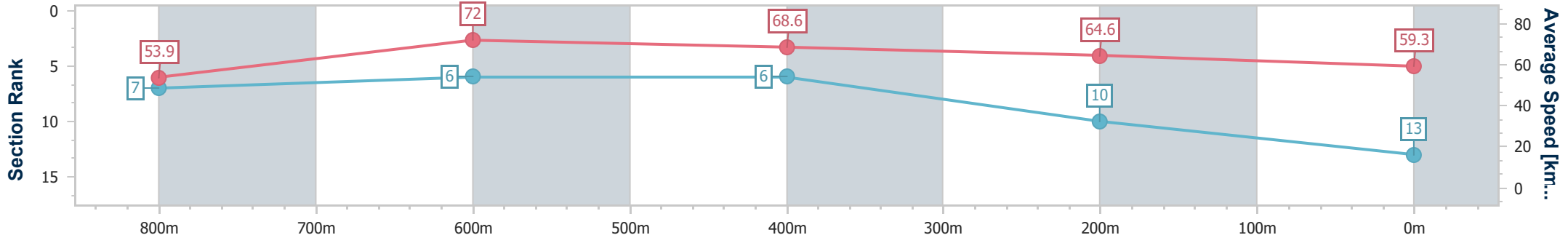
Race 5: Ladbrokes Racing Club Class 3 Plate - 1000m

30 April 2024 - 15:45

Track Rating: Soft 5, Weather: Fine, Rail Position: +0.5m 1000m-W/Post; +1.5m Remainder



Section	Overall	800m	600m	400m	200m
Section Times	0:57.58 [13] (0:13.36)	0:44.22 [7] (0:10.01)	0:34.21 [6] (0:10.78)	0:23.43 [6] (0:11.27)	0:12.16 [10] (0:12.16)
Average Speed [km/h]	53.9	72.0	68.6	64.6	59.3
Top Speed [km/h]	72.0	73.4	71.4	67.1	62.7
Avg. Dist. to Rail [m]	12.2	4.8	5.4	6.8	8.1
Avg. Stride Freq. [Hz]	2.4	2.6	2.6	2.5	2.4
Avg. Stride Length [m]	6.2	7.7	7.5	7.1	6.8



- [] Ranking at each section and finish
- .-.- No data available at this section
- NA No data available



Horse/Jockey Name	Boomalina
Final Rank	14
Fastest Section Time (Section)	0:10.36 (800m)
Top Speed [km/h] (Section)	70.5 (800m)
Race State	Finished



Townsville QLD Professional

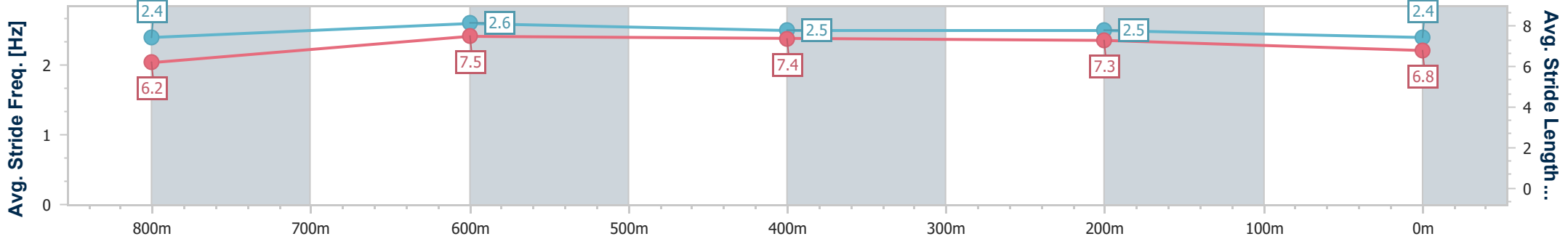
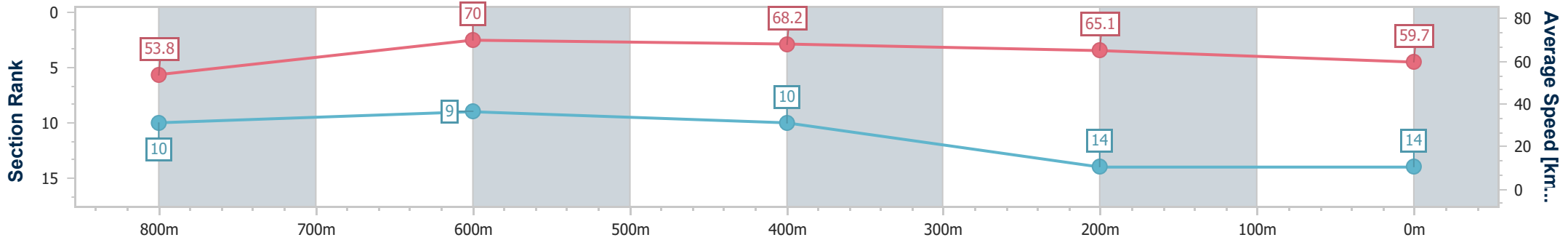
Race 5: Ladbrokes Racing Club Class 3 Plate - 1000m

30 April 2024 - 15:45

Track Rating: Soft 5, Weather: Fine, Rail Position: +0.5m 1000m-W/Post; +1.5m Remainder



Section	Overall	800m	600m	400m	200m
Section Times	0:57.64 [14] (0:13.40)	0:44.24 [10] (0:10.36)	0:33.88 [9] (0:10.70)	0:23.18 [10] (0:11.14)	0:12.04 [14] (0:12.04)
Average Speed [km/h]	53.8	70.0	68.2	65.1	59.7
Top Speed [km/h]	69.3	70.5	70.5	66.6	62.4
Avg. Dist. to Rail [m]	4.8	2.4	2.7	3.6	4.4
Avg. Stride Freq. [Hz]	2.4	2.6	2.5	2.5	2.4
Avg. Stride Length [m]	6.2	7.5	7.4	7.3	6.8



- [] Ranking at each section and finish
- .-.- No data available at this section
- NA No data available



Horse/Jockey Name	Well Rested
Final Rank	15
Fastest Section Time (Section)	0:10.30 (800m)
Top Speed [km/h] (Section)	72.6 (800m)
Race State	Finished



Townsville QLD Professional

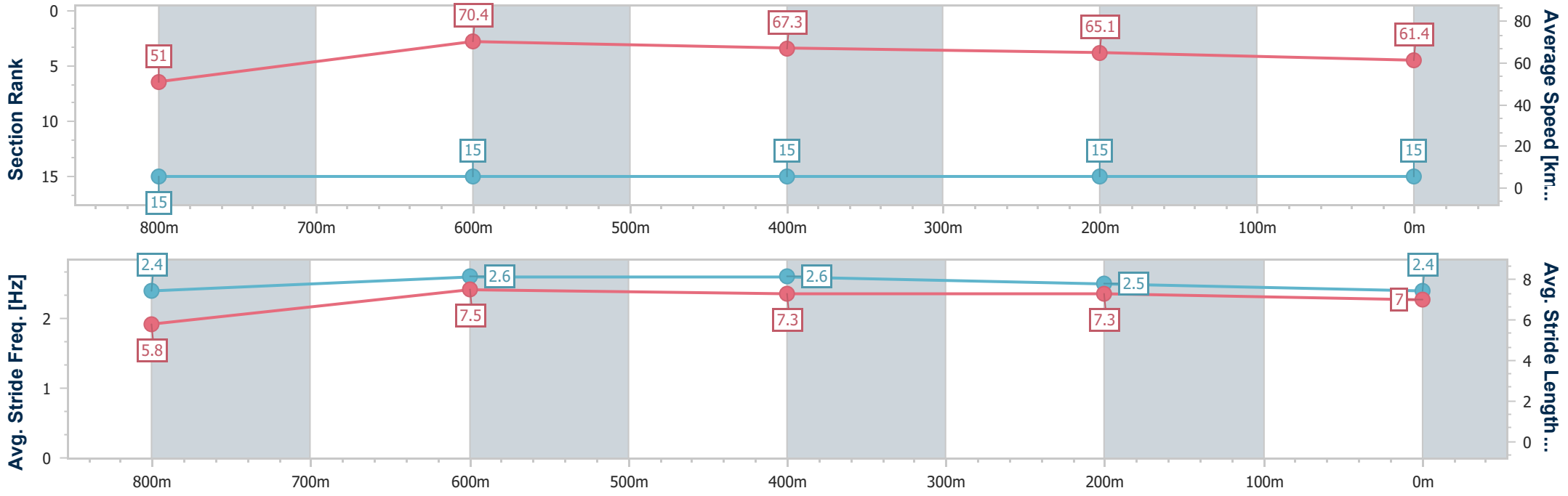
Race 5: Ladbrokes Racing Club Class 3 Plate - 1000m

30 April 2024 - 15:45

Track Rating: Soft 5, Weather: Fine, Rail Position: +0.5m 1000m-W/Post; +1.5m Remainder



Section	Overall	800m	600m	400m	200m
Section Times	0:58.17 [15] (0:14.14)	0:44.03 [15] (0:10.30)	0:33.73 [15] (0:10.87)	0:22.86 [15] (0:11.13)	0:11.73 [15] (0:11.73)
Average Speed [km/h]	51.0	70.4	67.3	65.1	61.4
Top Speed [km/h]	69.7	72.6	69.0	66.6	64.4
Avg. Dist. to Rail [m]	13.3	2.5	2.9	4.0	4.9
Avg. Stride Freq. [Hz]	2.4	2.6	2.6	2.5	2.4
Avg. Stride Length [m]	5.8	7.5	7.3	7.3	7.0



- [] Ranking at each section and finish
- .-.- No data available at this section
- NA No data available



Townsville QLD Professional

Race 6: Ladbrokes Yard Comments QTIS Three-Years-Old Handicap - 1200m

30 April 2024 - 16:18



Track Rating: Soft 5, Weather: Fine, Rail Position: +0.5m 1000m-W/Post; +1.5m Remainder

Section												Last 600m		
Field Times		Overall	1000m	800m	600m	400m	200m						0:34.75	
		1:10.40 (0:13.63)	0:56.77 (0:11.02)	0:45.75 (0:11.00)	0:34.75 (0:11.49)	0:23.26 (0:11.48)	0:11.78 (0:11.78)							
Rank	TAB	Horse/Jockey	Barrier	Top Speed [km/h]	Fastest Section							Margin	Distance Travelled [m]	
1	1	TRACK TALE	8	66.8	0:11.04	1:10.40 [1]	0:56.53 [2]	0:45.48 [3]	0:34.44 [3]	0:23.09 [3]	0:11.78 [1]	1:10.40	0:34.44	
		Ryan Wiggins		Overall	800m	(0:13.87)	(0:11.05)	(0:11.04)	(0:11.35)	(0:11.31)	(0:11.78)			
2	2	BEAU RAIN	11	66.6	0:11.07	1:10.58 [2]	0:56.37 [7]	0:45.30 [7]	0:34.21 [7]	0:22.92 [7]	0:11.70 [5]	0.18L	0:34.21	+2
		Nathan Thomas		400m	1000m	(0:14.21)	(0:11.07)	(0:11.09)	(0:11.29)	(0:11.22)	(0:11.70)			
2	8	YELLOWSTONE BETH	1	67.2	0:11.02	1:10.58 [2]	0:56.47 [6]	0:45.45 [5]	0:34.36 [6]	0:22.99 [6]	0:11.73 [3]	0L	0:34.36	+3
		Justin Stanley		800m	1000m	(0:14.11)	(0:11.02)	(0:11.09)	(0:11.37)	(0:11.26)	(0:11.73)			
4	6	SWEET KISSES	13	67.1	0:10.97	1:10.69 [4]	0:56.21 [9]	0:45.24 [8]	0:34.24 [8]	0:22.98 [8]	0:11.81 [6]	0.11L	0:34.24	-5
		Lacey Morrison		1000m	1000m	(0:14.48)	(0:10.97)	(0:11.00)	(0:11.26)	(0:11.17)	(0:11.81)			
5	7	CRAICARO	2	66.7	0:11.05	1:10.80 [5]	0:56.80 [4]	0:45.69 [4]	0:34.64 [5]	0:23.41 [5]	0:12.11 [2]	0.11L	0:34.64	+3
		Adrian Layt		600m	800m	(0:14.00)	(0:11.11)	(0:11.05)	(0:11.23)	(0:11.30)	(0:12.11)			
6	9	CATALINA DREAMING	4	66.2	0:10.86	1:11.06 [6]	0:57.08 [3]	0:45.88 [6]	0:35.02 [4]	0:23.71 [4]	0:12.15 [7]	0.26L	0:35.02	-9
		Jason Taylor		800m	800m	(0:13.98)	(0:11.20)	(0:10.86)	(0:11.31)	(0:11.56)	(0:12.15)			
6	10	FIND MY CALM	9	67.8	0:10.85	1:11.06 [6]	0:56.21 [10]	0:45.22 [10]	0:34.37 [9]	0:23.05 [9]	0:11.91 [9]	0L	0:34.37	+1
		Jackson Murphy		800m	800m	(0:14.85)	(0:10.99)	(0:10.85)	(0:11.32)	(0:11.14)	(0:11.91)			
8	3	NAZORIAN	10	69.7	0:10.85	1:11.41 [8]	0:57.35 [5]	0:46.50 [2]	0:35.61 [2]	0:24.26 [2]	0:12.56 [4]	0.35L	0:35.61	+0
		s Jenna Edwards		1000m	1000m	(0:14.06)	(0:10.85)	(0:10.89)	(0:11.35)	(0:11.70)	(0:12.56)			
9	11	WIN AND TONIC	5	66.9	0:11.00	1:11.48 [9]	0:57.85 [1]	0:46.83 [1]	0:35.83 [1]	0:24.34 [1]	0:12.48 [8]	0.07L	0:35.83	-4
		Chelsea Jokic		1000m	800m	(0:13.63)	(0:11.02)	(0:11.00)	(0:11.49)	(0:11.86)	(0:12.48)			
10	15	MOON MISSILE	3	66.8	0:11.15	1:11.58 [10]	0:57.22 [8]	0:46.07 [9]	0:34.88 [10]	0:23.53 [10]	0:12.05 [10]	0.1L	0:34.88	-1
		Rebecca Wilson		1000m	1000m	(0:14.36)	(0:11.15)	(0:11.19)	(0:11.35)	(0:11.48)	(0:12.05)			

Scratched: Don't Cha Wish (#5), Papasito (#4), I Eff Oh (#13), Chucka Dummy (#14), Floral Code (#12)



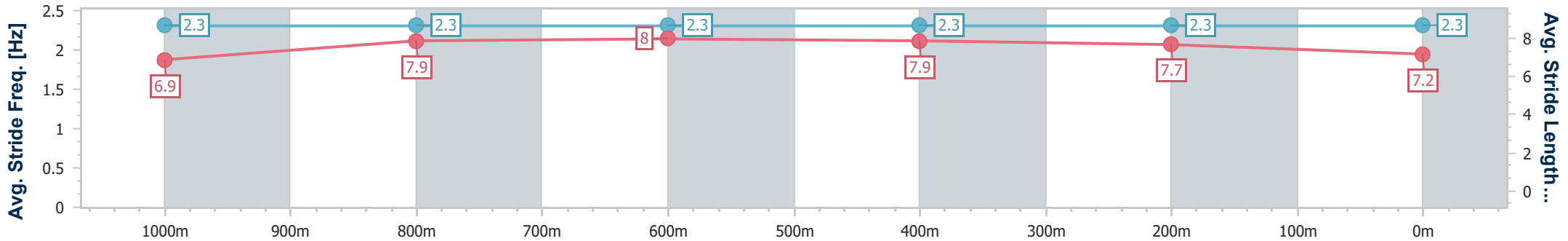
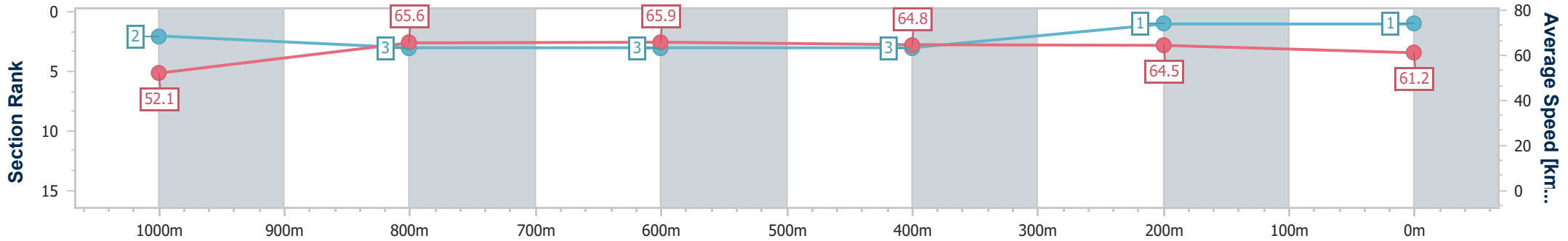
Horse/Jockey Name	Track Tale
Final Rank	1
Fastest Section Time (Section)	0:11.04 (800m)
Top Speed [km/h] (Section)	66.8 (Overall)
Race State	Finished



Townsville QLD Professional
Race 6: Ladbrokes Yard Comments QTIS Three-Years-Old Handicap - 1200m
30 April 2024 - 16:18
Track Rating: Soft 5, Weather: Fine, Rail Position: +0.5m 1000m-W/Post; +1.5m Remainder



Section	Overall	1000m	800m	600m	400m	200m								
Section Times	1:10.40 [1] (0:13.87)	0:56.53 [2] (0:11.05)	0:45.48 [3] (0:11.04)	0:34.44 [3] (0:11.35)	0:23.09 [3] (0:11.31)	0:11.78 [1] (0:11.78)								
Average Speed [km/h]	52.1	65.6	65.9	64.8	64.5	61.2								
Top Speed [km/h]	66.8	66.1	66.6	66.1	65.3	64.0								
Avg. Dist. to Rail [m]	7.0	1.2	1.9	4.6	7.0	8.2								
Avg. Stride Freq. [Hz]	2.3	2.3	2.3	2.3	2.3	2.3								
Avg. Stride Length [m]	6.9	7.9	8.0	7.9	7.7	7.2								



- [] Ranking at each section and finish
- .-.- No data available at this section
- NA No data available



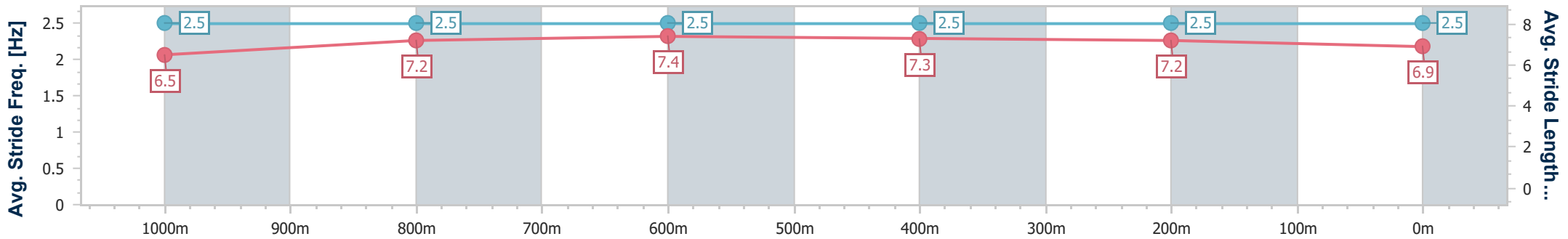
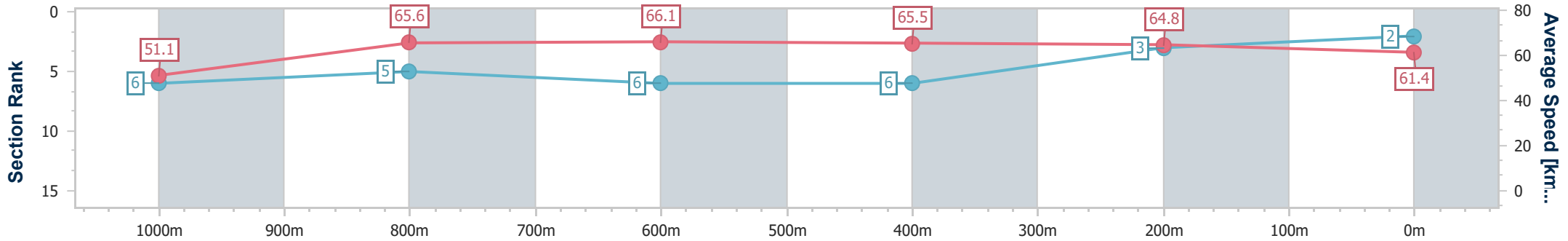
Horse/Jockey Name	Yellowstone Beth
Final Rank	2
Fastest Section Time (Section)	0:11.02 (1000m)
Top Speed [km/h] (Section)	67.2 (800m)
Race State	Finished



Townsville QLD Professional
Race 6: Ladbrokes Yard Comments QTIS Three-Years-Old Handicap - 1200m
30 April 2024 - 16:18
Track Rating: Soft 5, Weather: Fine, Rail Position: +0.5m 1000m-W/Post; +1.5m Remainder



Section	Overall	1000m	800m	600m	400m	200m
Section Times	1:10.58 [2] (0:14.11)	0:56.47 [6] (0:11.02)	0:45.45 [5] (0:11.09)	0:34.36 [6] (0:11.37)	0:22.99 [6] (0:11.26)	0:11.73 [3] (0:11.73)
Average Speed [km/h]	51.1	65.6	66.1	65.5	64.8	61.4
Top Speed [km/h]	65.6	66.5	67.2	66.4	65.8	63.3
Avg. Dist. to Rail [m]	2.5	1.0	3.9	6.5	8.7	11.2
Avg. Stride Freq. [Hz]	2.5	2.5	2.5	2.5	2.5	2.5
Avg. Stride Length [m]	6.5	7.2	7.4	7.3	7.2	6.9



- [] Ranking at each section and finish
- .-.- No data available at this section
- NA No data available



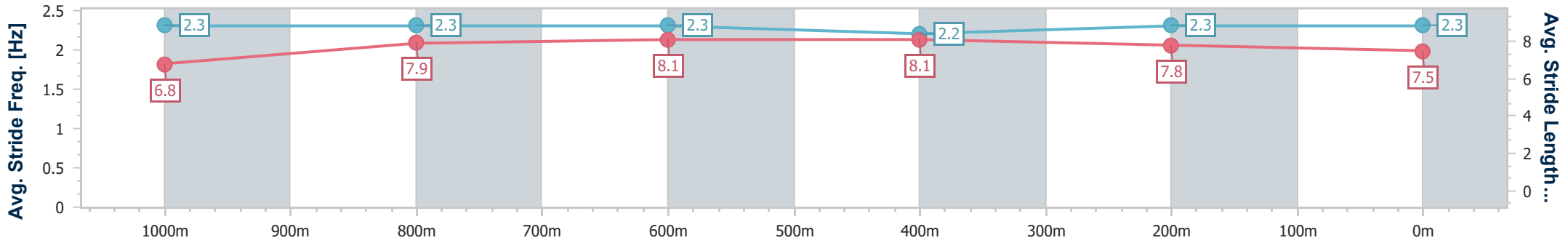
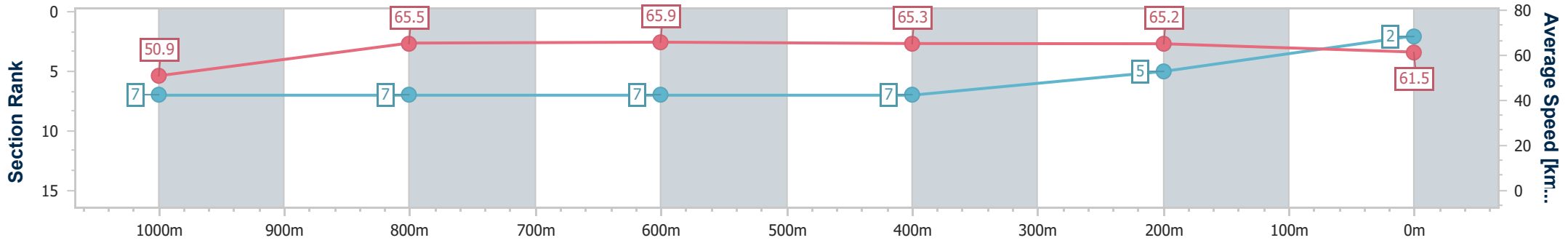
Horse/Jockey Name	Beau Rain
Final Rank	2
Fastest Section Time (Section)	0:11.07 (1000m)
Top Speed [km/h] (Section)	66.6 (400m)
Race State	Finished



Townsville QLD Professional
Race 6: Ladbrokes Yard Comments QTIS Three-Years-Old Handicap - 1200m
30 April 2024 - 16:18
Track Rating: Soft 5, Weather: Fine, Rail Position: +0.5m 1000m-W/Post; +1.5m Remainder



Section	Overall	1000m	800m	600m	400m	200m								
Section Times	1:10.58 [2] (0:14.21)	0:56.37 [7] (0:11.07)	0:45.30 [7] (0:11.09)	0:34.21 [7] (0:11.29)	0:22.92 [7] (0:11.22)	0:11.70 [5] (0:11.70)								
Average Speed [km/h]	50.9	65.5	65.9	65.3	65.2	61.5								
Top Speed [km/h]	65.5	66.4	66.4	65.9	66.6	63.5								
Avg. Dist. to Rail [m]	8.3	1.8	2.7	5.1	9.1	11.9								
Avg. Stride Freq. [Hz]	2.3	2.3	2.3	2.2	2.3	2.3								
Avg. Stride Length [m]	6.8	7.9	8.1	8.1	7.8	7.5								



- [] Ranking at each section and finish
- .-.- No data available at this section
- NA No data available



Horse/Jockey Name	Sweet Kisses
Final Rank	4
Fastest Section Time (Section)	0:10.97 (1000m)
Top Speed [km/h] (Section)	67.1 (1000m)
Race State	Finished



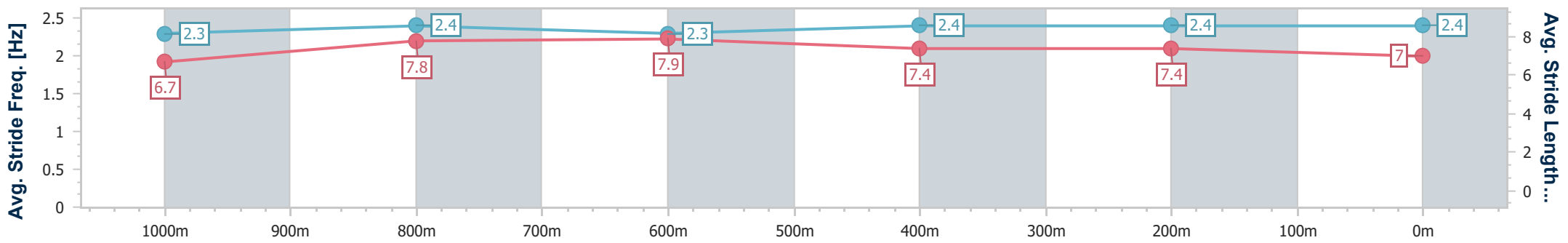
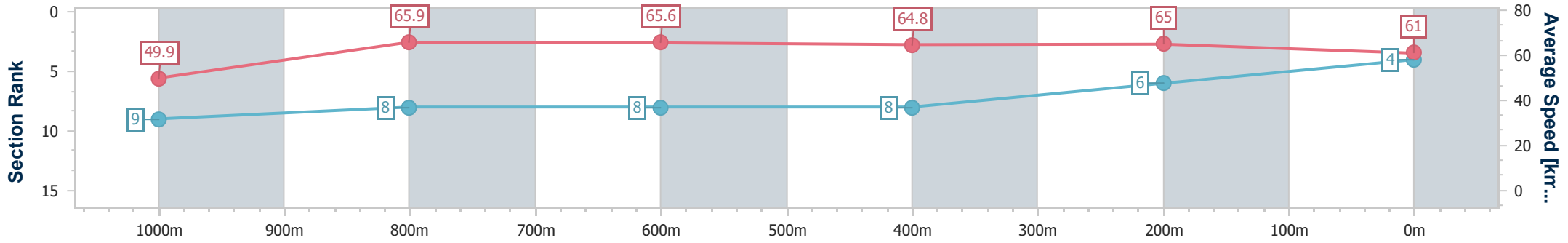
Townsville QLD Professional
Race 6: Ladbrokes Yard Comments QTIS Three-Years-Old Handicap - 1200m

30 April 2024 - 16:18

Track Rating: Soft 5, Weather: Fine, Rail Position: +0.5m 1000m-W/Post; +1.5m Remainder



Section	Overall	1000m	800m	600m	400m	200m								
Section Times	1:10.69 [4] (0:14.48)	0:56.21 [9] (0:10.97)	0:45.24 [8] (0:11.00)	0:34.24 [8] (0:11.26)	0:22.98 [8] (0:11.17)	0:11.81 [6] (0:11.81)								
Average Speed [km/h]	49.9	65.9	65.6	64.8	65.0	61.0								
Top Speed [km/h]	65.8	67.1	66.2	66.3	66.3	63.2								
Avg. Dist. to Rail [m]	7.5	0.5	0.8	3.0	4.3	5.2								
Avg. Stride Freq. [Hz]	2.3	2.4	2.3	2.4	2.4	2.4								
Avg. Stride Length [m]	6.7	7.8	7.9	7.4	7.4	7.0								



- [] Ranking at each section and finish
- .-.- No data available at this section
- NA No data available



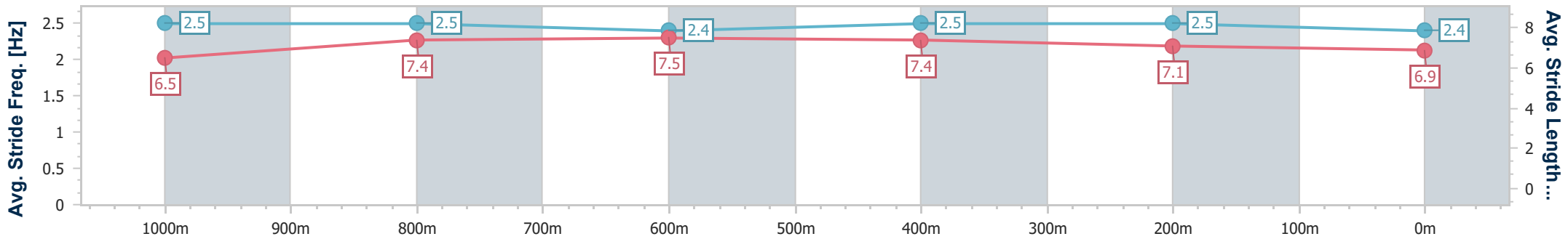
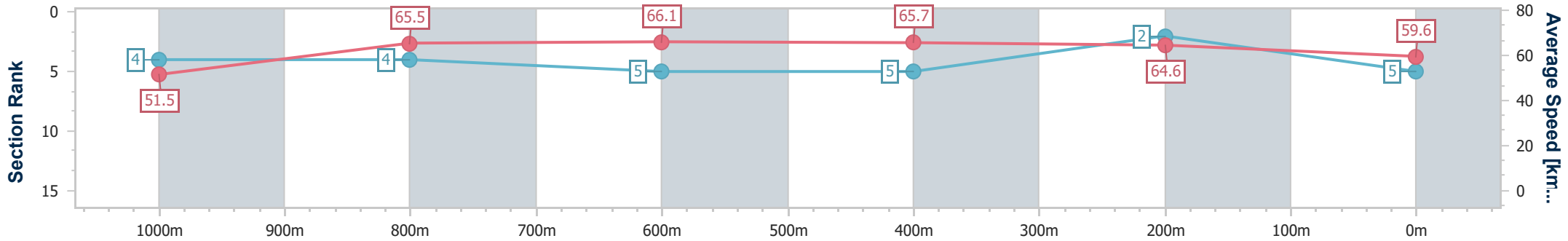
Horse/Jockey Name	Craicaro
Final Rank	5
Fastest Section Time (Section)	0:11.05 (800m)
Top Speed [km/h] (Section)	66.7 (600m)
Race State	Finished



Townsville QLD Professional
Race 6: Ladbrokes Yard Comments QTIS Three-Years-Old Handicap - 1200m
30 April 2024 - 16:18
Track Rating: Soft 5, Weather: Fine, Rail Position: +0.5m 1000m-W/Post; +1.5m Remainder



Section	Overall	1000m	800m	600m	400m	200m								
Section Times	1:10.80 [5] (0:14.00)	0:56.80 [4] (0:11.11)	0:45.69 [4] (0:11.05)	0:34.64 [5] (0:11.23)	0:23.41 [5] (0:11.30)	0:12.11 [2] (0:12.11)								
Average Speed [km/h]	51.5	65.5	66.1	65.7	64.6	59.6								
Top Speed [km/h]	66.0	66.5	66.6	66.7	65.8	63.4								
Avg. Dist. to Rail [m]	4.6	2.3	2.6	5.0	8.2	8.7								
Avg. Stride Freq. [Hz]	2.5	2.5	2.4	2.5	2.5	2.4								
Avg. Stride Length [m]	6.5	7.4	7.5	7.4	7.1	6.9								



- [] Ranking at each section and finish
- .-.- No data available at this section
- NA No data available



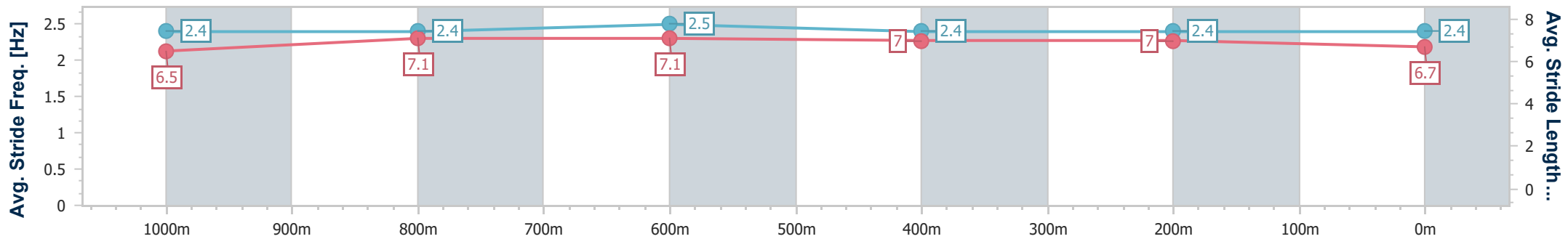
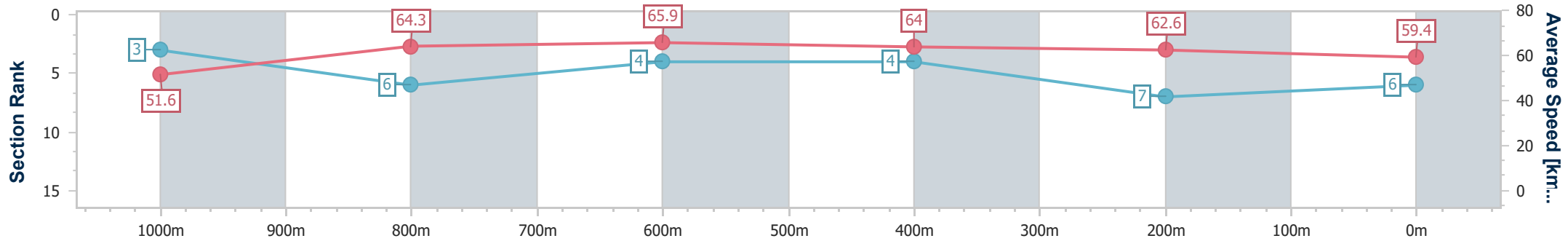
Horse/Jockey Name	Catalina Dreaming
Final Rank	6
Fastest Section Time (Section)	0:10.86 (800m)
Top Speed [km/h] (Section)	66.2 (800m)
Race State	Finished



Townsville QLD Professional
Race 6: Ladbrokes Yard Comments QTIS Three-Years-Old Handicap - 1200m
30 April 2024 - 16:18
Track Rating: Soft 5, Weather: Fine, Rail Position: +0.5m 1000m-W/Post; +1.5m Remainder



Section	Overall	1000m	800m	600m	400m	200m								
Section Times	1:11.06 [6] (0:13.98)	0:57.08 [3] (0:11.20)	0:45.88 [6] (0:10.86)	0:35.02 [4] (0:11.31)	0:23.71 [4] (0:11.56)	0:12.15 [7] (0:12.15)								
Average Speed [km/h]	51.6	64.3	65.9	64.0	62.6	59.4								
Top Speed [km/h]	64.8	65.6	66.2	65.9	63.4	62.4								
Avg. Dist. to Rail [m]	4.0	0.5	0.8	1.2	4.2	6.7								
Avg. Stride Freq. [Hz]	2.4	2.4	2.5	2.4	2.4	2.4								
Avg. Stride Length [m]	6.5	7.1	7.1	7.0	7.0	6.7								



- [] Ranking at each section and finish
- .-.- No data available at this section
- NA No data available



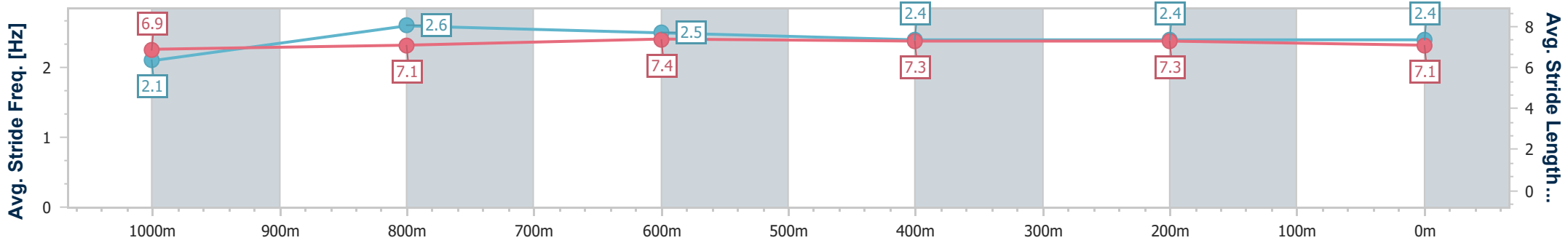
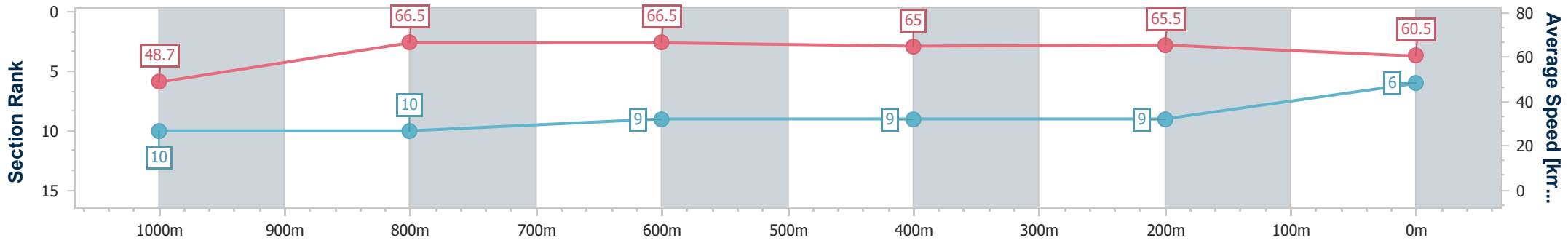
Horse/Jockey Name	Find My Calm
Final Rank	6
Fastest Section Time (Section)	0:10.85 (800m)
Top Speed [km/h] (Section)	67.8 (800m)
Race State	Finished



Townsville QLD Professional
Race 6: Ladbrokes Yard Comments QTIS Three-Years-Old Handicap - 1200m
30 April 2024 - 16:18
Track Rating: Soft 5, Weather: Fine, Rail Position: +0.5m 1000m-W/Post; +1.5m Remainder



Section	Overall	1000m	800m	600m	400m	200m								
Section Times	1:11.06 [6] (0:14.85)	0:56.21 [10] (0:10.99)	0:45.22 [10] (0:10.85)	0:34.37 [9] (0:11.32)	0:23.05 [9] (0:11.14)	0:11.91 [9] (0:11.91)								
Average Speed [km/h]	48.7	66.5	66.5	65.0	65.5	60.5								
Top Speed [km/h]	65.7	67.7	67.8	67.3	66.9	64.4								
Avg. Dist. to Rail [m]	4.1	3.0	0.6	4.6	7.3	8.7								
Avg. Stride Freq. [Hz]	2.1	2.6	2.5	2.4	2.4	2.4								
Avg. Stride Length [m]	6.9	7.1	7.4	7.3	7.3	7.1								



- [] Ranking at each section and finish
- .-.- No data available at this section
- NA No data available



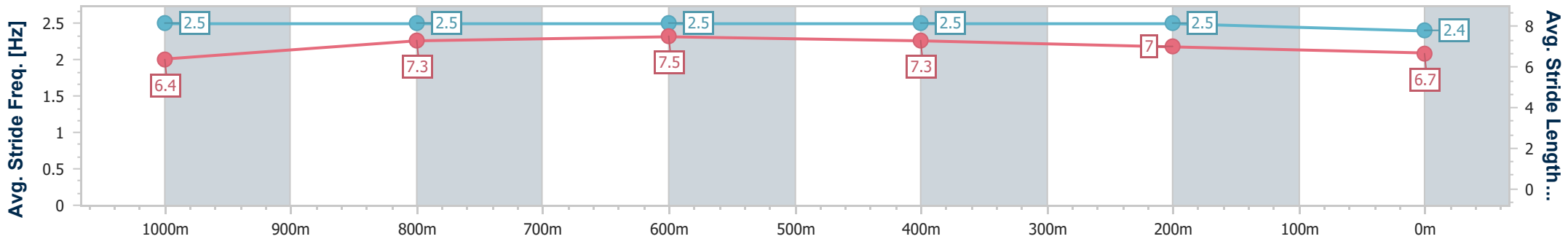
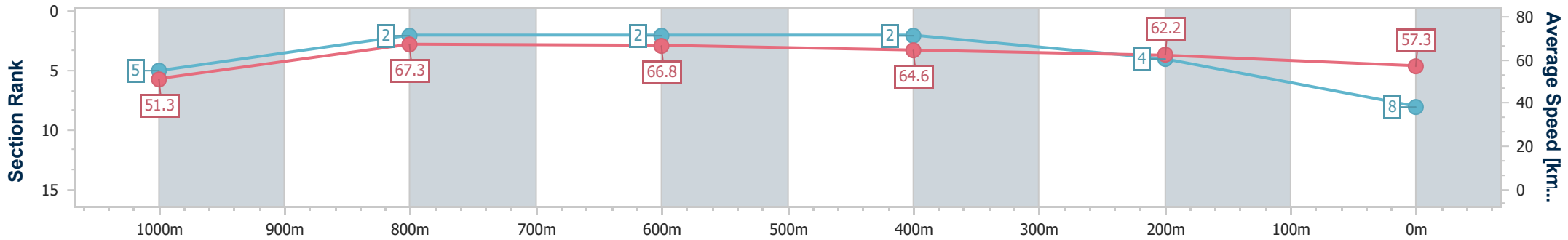
Horse/Jockey Name	Nazorian
Final Rank	8
Fastest Section Time (Section)	0:10.85 (1000m)
Top Speed [km/h] (Section)	69.7 (1000m)
Race State	Finished



Townsville QLD Professional
Race 6: Ladbrokes Yard Comments QTIS Three-Years-Old Handicap - 1200m
30 April 2024 - 16:18
Track Rating: Soft 5, Weather: Fine, Rail Position: +0.5m 1000m-W/Post; +1.5m Remainder



Section	Overall	1000m	800m	600m	400m	200m								
Section Times	1:11.41 [8] (0:14.06)	0:57.35 [5] (0:10.85)	0:46.50 [2] (0:10.89)	0:35.61 [2] (0:11.35)	0:24.26 [2] (0:11.70)	0:12.56 [4] (0:12.56)								
Average Speed [km/h]	51.3	67.3	66.8	64.6	62.2	57.3								
Top Speed [km/h]	66.1	69.7	69.1	66.0	63.2	61.3								
Avg. Dist. to Rail [m]	7.2	2.4	2.3	3.8	5.5	6.7								
Avg. Stride Freq. [Hz]	2.5	2.5	2.5	2.5	2.5	2.4								
Avg. Stride Length [m]	6.4	7.3	7.5	7.3	7.0	6.7								



- [] Ranking at each section and finish
- .-.- No data available at this section
- NA No data available



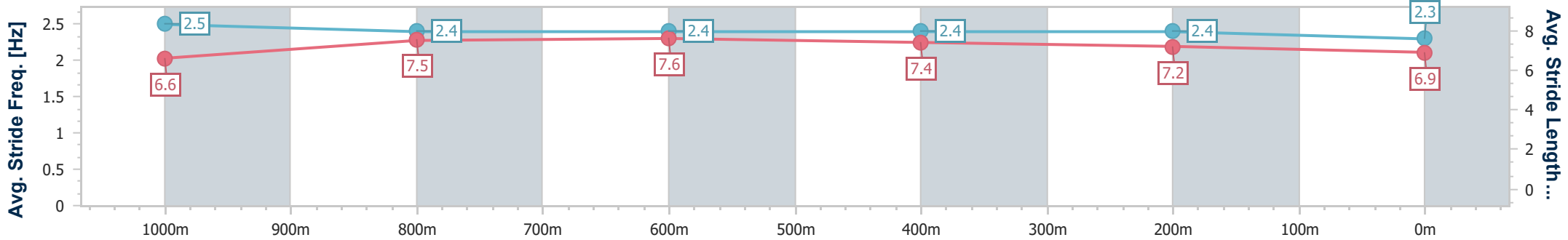
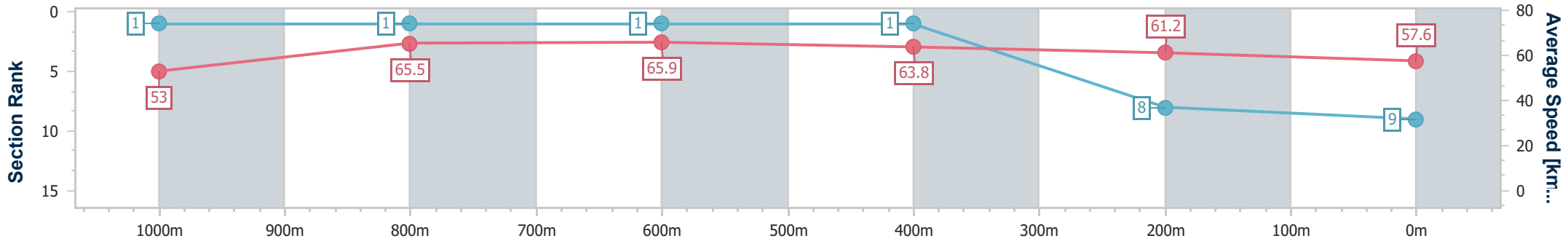
Horse/Jockey Name	Win And Tonic
Final Rank	9
Fastest Section Time (Section)	0:11.00 (800m)
Top Speed [km/h] (Section)	66.9 (1000m)
Race State	Finished



Townsville QLD Professional
Race 6: Ladbrokes Yard Comments QTIS Three-Years-Old Handicap - 1200m
30 April 2024 - 16:18
Track Rating: Soft 5, Weather: Fine, Rail Position: +0.5m 1000m-W/Post; +1.5m Remainder



Section	Overall	1000m	800m	600m	400m	200m								
Section Times	1:11.48 [9] (0:13.63)	0:57.85 [1] (0:11.02)	0:46.83 [1] (0:11.00)	0:35.83 [1] (0:11.49)	0:24.34 [1] (0:11.86)	0:12.48 [8] (0:12.48)								
Average Speed [km/h]	53.0	65.5	65.9	63.8	61.2	57.6								
Top Speed [km/h]	66.5	66.9	66.8	65.4	62.7	60.1								
Avg. Dist. to Rail [m]	5.3	0.5	1.4	3.5	4.5	4.7								
Avg. Stride Freq. [Hz]	2.5	2.4	2.4	2.4	2.4	2.3								
Avg. Stride Length [m]	6.6	7.5	7.6	7.4	7.2	6.9								



- [] Ranking at each section and finish
- .-.- No data available at this section
- NA No data available



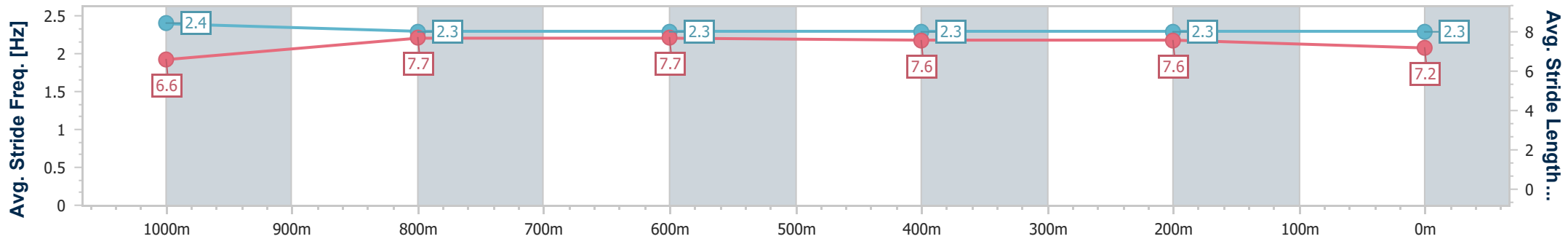
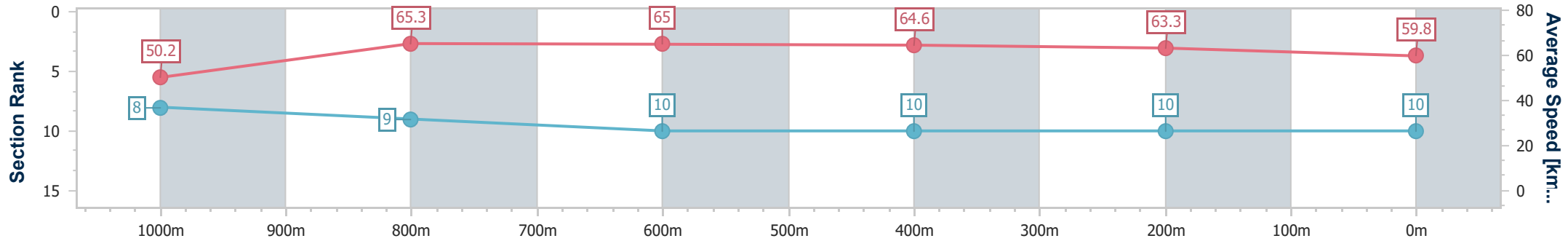
Horse/Jockey Name	Moon Missile
Final Rank	10
Fastest Section Time (Section)	0:11.15 (1000m)
Top Speed [km/h] (Section)	66.8 (1000m)
Race State	Finished



Townsville QLD Professional
Race 6: Ladbrokes Yard Comments QTIS Three-Years-Old Handicap - 1200m
30 April 2024 - 16:18
Track Rating: Soft 5, Weather: Fine, Rail Position: +0.5m 1000m-W/Post; +1.5m Remainder



Section	Overall	1000m	800m	600m	400m	200m
Section Times	1:11.58 [10] (0:14.36)	0:57.22 [8] (0:11.15)	0:46.07 [9] (0:11.19)	0:34.88 [10] (0:11.35)	0:23.53 [10] (0:11.48)	0:12.05 [10] (0:12.05)
Average Speed [km/h]	50.2	65.3	65.0	64.6	63.3	59.8
Top Speed [km/h]	63.9	66.8	66.4	65.7	65.0	63.1
Avg. Dist. to Rail [m]	4.2	2.0	2.2	3.8	5.7	7.3
Avg. Stride Freq. [Hz]	2.4	2.3	2.3	2.3	2.3	2.3
Avg. Stride Length [m]	6.6	7.7	7.7	7.6	7.6	7.2



- [] Ranking at each section and finish
- .-.- No data available at this section
- NA No data available



Townsville QLD Professional

Race 7: Ladbrokes Easy Form BM70 Handicap - 1200m



30 April 2024 - 16:57

Track Rating: Soft 5, Weather: Fine, Rail Position: +0.5m 1000m-W/Post; +1.5m Remainder

Section		Overall	1000m	800m	600m	400m	200m	Last 600m					
Field Times		1:09.67 (0:13.53)	0:56.14 (0:10.52)	0:45.62 (0:10.53)	0:35.09 (0:11.15)	0:23.94 (0:11.60)	0:12.34 (0:12.34)	0:00.00					
Rank	TAB Horse/Jockey	Barrier	Top Speed [km/h]	Fastest Section	Margin	Margin	Margin	Margin	Distance Travelled [m]				
1	16 CHILLI JAM Isabella Teh	5	70.8 800m	0:10.45 800m	1:09.67 [1] (0:13.54)	0:56.13 [2] (0:10.59)	0:45.54 [2] (0:10.45)	0:35.09 [1] (0:11.15)	0:23.94 [1] (0:11.60)	0:12.34 [1] (0:12.34)	1:09.67	0:35.09	
2	9 DOLLSON Gabrielle Semmens	4	69.7 1000m	0:10.52 1000m	1:09.74 [2] (0:13.80)	0:55.94 [5] (0:10.52)	0:45.42 [5] (0:10.60)	0:34.82 [5] (0:11.22)	0:23.60 [5] (0:11.43)	0:12.17 [2] (0:12.17)	0.43L	0:34.82	+1
3	17 PRINCE AKEEM Jackson Murphy	12	Data was not able to be tracked for this horse		----	----	----	----	----	----	2.15L	----	----
4	12 NEVER CRY Ryan Wiggins	14	68.9 800m	0:10.65 800m	1:10.23 [4] (0:14.50)	0:55.73 [11] (0:10.83)	0:44.90 [11] (0:10.65)	0:34.25 [11] (0:11.08)	0:23.17 [11] (0:11.24)	0:11.93 [10] (0:11.93)	3.28L	0:34.25	+3
5	4 TEMPO Adrian Layt	17	69.9 800m	0:10.52 800m	1:10.37 [5] (0:14.21)	0:56.16 [8] (0:10.69)	0:45.47 [8] (0:10.52)	0:34.95 [8] (0:11.12)	0:23.83 [8] (0:11.52)	0:12.31 [6] (0:12.31)	4.11L	0:34.95	+6
6	8 DUSKY DAMSEL Lacey Morrison	8	69.5 1000m	0:10.56 1000m	1:10.54 [6] (0:13.66)	0:56.88 [3] (0:10.56)	0:46.32 [3] (0:10.63)	0:35.69 [4] (0:11.24)	0:24.45 [4] (0:11.70)	0:12.75 [4] (0:12.75)	5.14L	0:35.69	+4
7	15 CROWNING MOMENT Jason Taylor	1	71.1 1000m	0:10.43 1000m	1:10.58 [7] (0:13.79)	0:56.79 [4] (0:10.43)	0:46.36 [4] (0:10.58)	0:35.78 [3] (0:11.15)	0:24.63 [2] (0:11.73)	0:12.90 [3] (0:12.90)	5.33L	0:35.78	+1
8	11 RAZMENT Nathan Thomas	11	70.2 1000m	0:10.61 800m	1:10.63 [8] (0:14.40)	0:56.23 [10] (0:10.68)	0:45.55 [10] (0:10.61)	0:34.94 [9] (0:11.21)	0:23.73 [9] (0:11.39)	0:12.34 [9] (0:12.34)	5.65L	0:34.94	-1
9	1 CRYSTAL CHIEF Tyler Leslight	6	69.6 1000m	0:10.62 800m	1:10.65 [9] (0:14.02)	0:56.63 [7] (0:10.75)	0:45.88 [7] (0:10.62)	0:35.26 [7] (0:10.99)	0:24.27 [7] (0:11.73)	0:12.54 [7] (0:12.54)	5.77L	0:35.26	+2
10	10 HALLSIDE HAMMER Carl Spry	2	69.7 1000m	0:10.55 800m	1:10.81 [10] (0:14.00)	0:56.81 [6] (0:10.69)	0:46.12 [6] (0:10.55)	0:35.57 [6] (0:11.03)	0:24.54 [6] (0:11.73)	0:12.81 [5] (0:12.81)	6.69L	0:35.57	+0

Scratched: Stick To Your Guns (#3), Devil's Inn (#14)



Townsville QLD Professional

Race 7: Ladbrokes Easy Form BM70 Handicap - 1200m

30 April 2024 - 16:57



Track Rating: Soft 5, Weather: Fine, Rail Position: +0.5m 1000m-W/Post; +1.5m Remainder

Section		Overall	1000m	800m	600m	400m	200m	Last 600m					
Field Times		1:09.67 (0:13.53)	0:56.14 (0:10.52)	0:45.62 (0:10.53)	0:35.09 (0:11.15)	0:23.94 (0:11.60)	0:12.34 (0:12.34)	0:00.00					
Rank	TAB Horse/Jockey	Barrier	Top Speed [km/h]	Fastest Section	Margin							Distance Travelled [m]	
11	13 ALMAHERO Justin Stanley	15	69.4 800m	0:10.69 800m	1:10.99 [11] (0:14.68)	0:56.31 [13] (0:10.90)	0:45.41 [13] (0:10.69)	0:34.72 [13] (0:11.10)	0:23.62 [13] (0:11.16)	0:12.46 [12] (0:12.46)	7.78L	0:34.72	+5
12	5 TINTINWIN Graham Kliese	7	70.2 1000m	0:10.65 1000m	1:11.21 [12] (0:14.38)	0:56.83 [9] (0:10.65)	0:46.18 [9] (0:10.67)	0:35.51 [10] (0:11.22)	0:24.29 [10] (0:11.56)	0:12.73 [11] (0:12.73)	9.08L	0:35.51	+3
13	6 VIENNA RAIN Rebecca Wilson	9	69.5 800m	0:10.64 800m	1:11.34 [13] (0:14.51)	0:56.83 [12] (0:10.86)	0:45.97 [12] (0:10.64)	0:35.33 [12] (0:11.24)	0:24.09 [12] (0:11.48)	0:12.61 [13] (0:12.61)	9.8L	0:35.33	-1
14	2 OUTBACK ACTION Lachlan Overall	3	69.5 800m	0:10.56 800m	1:11.66 [14] (0:14.88)	0:56.78 [14] (0:11.26)	0:45.52 [14] (0:10.56)	0:34.96 [14] (0:11.01)	0:23.95 [14] (0:11.24)	0:12.71 [14] (0:12.71)	11.71L	0:34.96	+1
15	7 BOHO BEAUTY Masayuki Abe	10	72.3 Overall	0:10.52 1000m	1:11.71 [15] (0:13.53)	0:58.18 [1] (0:10.52)	0:47.66 [1] (0:10.64)	0:37.02 [2] (0:11.30)	0:25.72 [3] (0:12.15)	0:13.57 [8] (0:13.57)	12L	0:37.02	+5

Scratched: Stick To Your Guns (#3), Devil's Inn (#14)



Horse/Jockey Name	Chilli Jam
Final Rank	1
Fastest Section Time (Section)	0:10.45 (800m)
Top Speed [km/h] (Section)	70.8 (800m)
Race State	Finished



Townsville QLD Professional

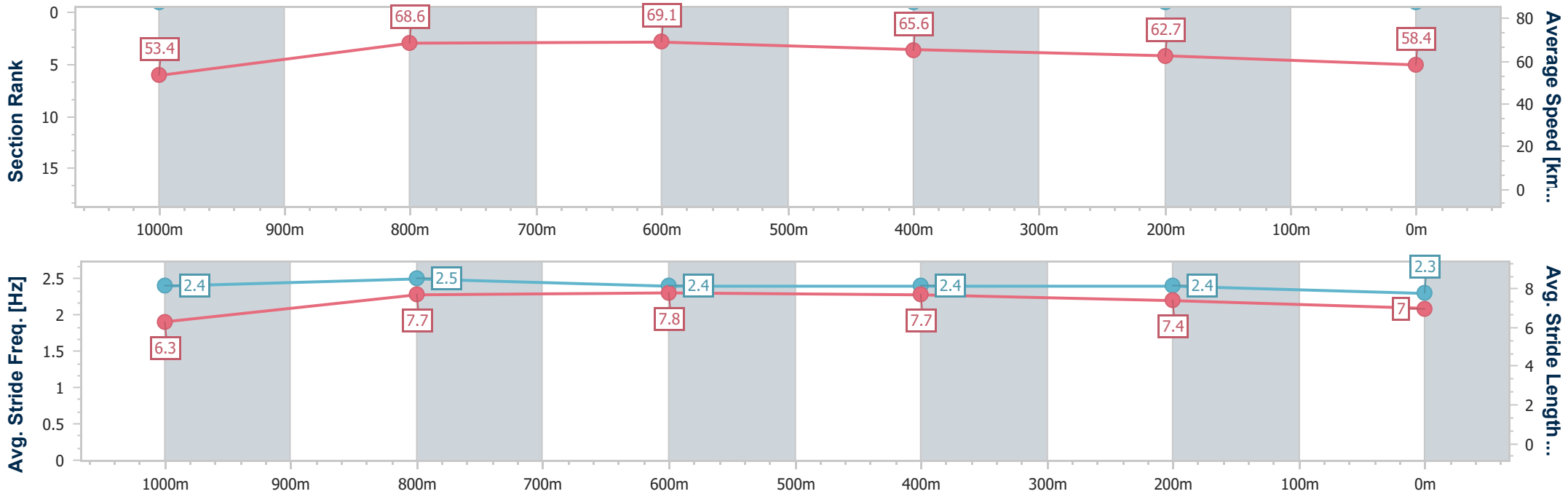
Race 7: Ladbrokes Easy Form BM70 Handicap - 1200m

30 April 2024 - 16:57

Track Rating: Soft 5, Weather: Fine, Rail Position: +0.5m 1000m-
W/Post; +1.5m Remainder



Section	Overall	1000m	800m	600m	400m	200m
Section Times	1:09.67 [1] (0:13.54)	0:56.13 [2] (0:10.59)	0:45.54 [2] (0:10.45)	0:35.09 [1] (0:11.15)	0:23.94 [1] (0:11.60)	0:12.34 [1] (0:12.34)
Average Speed [km/h]	53.4	68.6	69.1	65.6	62.7	58.4
Top Speed [km/h]	68.0	69.7	70.8	67.9	63.9	61.9
Avg. Dist. to Rail [m]	8.0	2.2	0.5	3.0	4.6	4.0
Avg. Stride Freq. [Hz]	2.4	2.5	2.4	2.4	2.4	2.3
Avg. Stride Length [m]	6.3	7.7	7.8	7.7	7.4	7.0



- [] Ranking at each section and finish
- .-.- No data available at this section
- NA No data available



Horse/Jockey Name	Dollson
Final Rank	2
Fastest Section Time (Section)	0:10.52 (1000m)
Top Speed [km/h] (Section)	69.7 (1000m)
Race State	Finished



Townsville QLD Professional

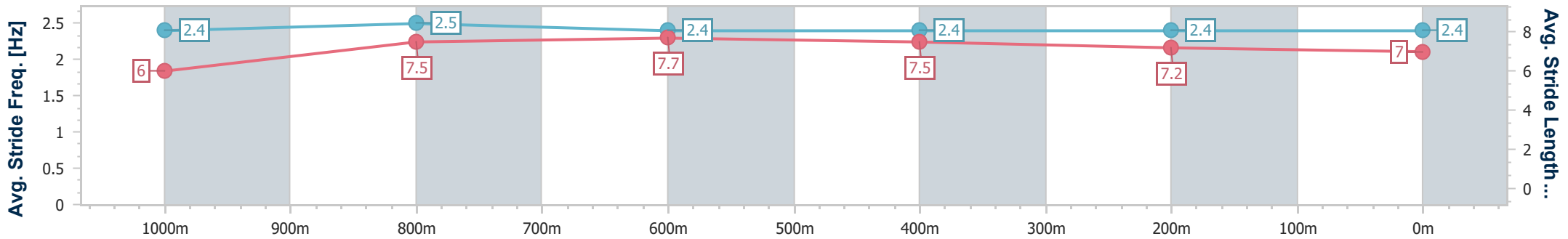
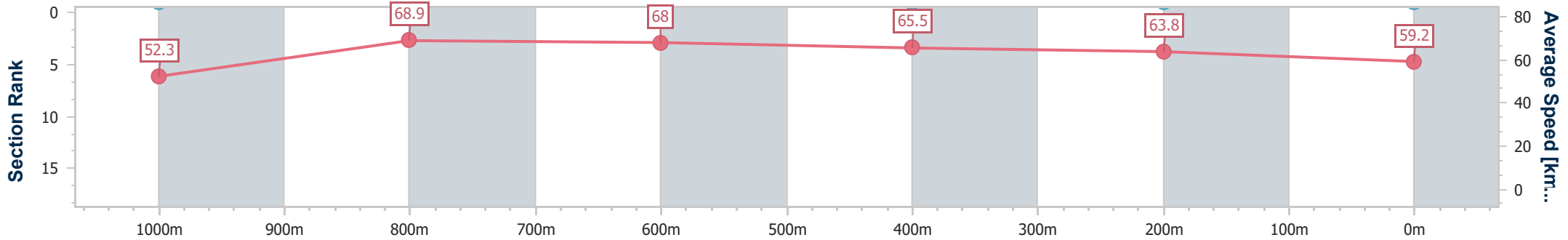
Race 7: Ladbrokes Easy Form BM70 Handicap - 1200m

30 April 2024 - 16:57

Track Rating: Soft 5, Weather: Fine, Rail Position: +0.5m 1000m-W/Post; +1.5m Remainder



Section	Overall	1000m	800m	600m	400m	200m
Section Times	1:09.74 [2] (0:13.80)	0:55.94 [5] (0:10.52)	0:45.42 [5] (0:10.60)	0:34.82 [5] (0:11.22)	0:23.60 [5] (0:11.43)	0:12.17 [2] (0:12.17)
Average Speed [km/h]	52.3	68.9	68.0	65.5	63.8	59.2
Top Speed [km/h]	68.1	69.7	69.2	67.1	64.7	62.8
Avg. Dist. to Rail [m]	6.2	1.2	0.4	4.1	6.8	8.7
Avg. Stride Freq. [Hz]	2.4	2.5	2.4	2.4	2.4	2.4
Avg. Stride Length [m]	6.0	7.5	7.7	7.5	7.2	7.0



- [] Ranking at each section and finish
- :-:- No data available at this section
- NA No data available



Horse/Jockey Name	Never Cry
Final Rank	4
Fastest Section Time (Section)	0:10.65 (800m)
Top Speed [km/h] (Section)	68.9 (800m)
Race State	Finished



Townsville QLD Professional

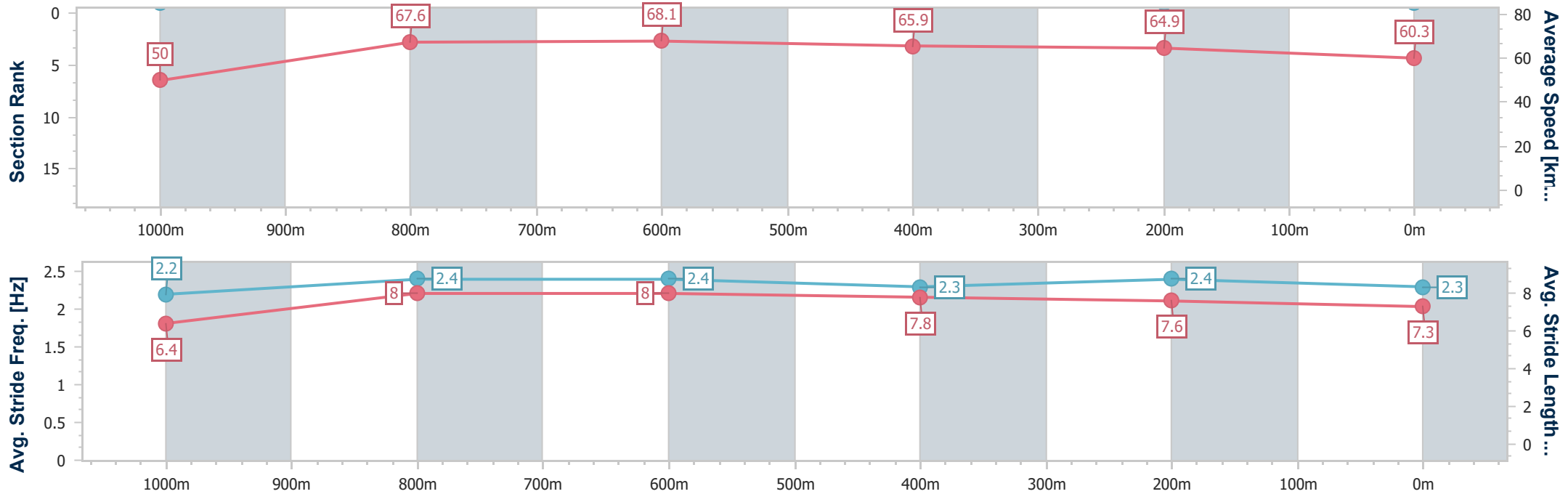
Race 7: Ladbrokes Easy Form BM70 Handicap - 1200m

30 April 2024 - 16:57

Track Rating: Soft 5, Weather: Fine, Rail Position: +0.5m 1000m-W/Post; +1.5m Remainder



Section	Overall	1000m	800m	600m	400m	200m
Section Times	1:10.23 [4] (0:14.50)	0:55.73 [11] (0:10.83)	0:44.90 [11] (0:10.65)	0:34.25 [11] (0:11.08)	0:23.17 [11] (0:11.24)	0:11.93 [10] (0:11.93)
Average Speed [km/h]	50.0	67.6	68.1	65.9	64.9	60.3
Top Speed [km/h]	66.7	68.4	68.9	67.4	65.7	64.7
Avg. Dist. to Rail [m]	12.9	3.3	1.7	2.7	9.2	13.4
Avg. Stride Freq. [Hz]	2.2	2.4	2.4	2.3	2.4	2.3
Avg. Stride Length [m]	6.4	8.0	8.0	7.8	7.6	7.3



- [] Ranking at each section and finish
- .-.- No data available at this section
- NA No data available



Horse/Jockey Name	Tempo
Final Rank	5
Fastest Section Time (Section)	0:10.52 (800m)
Top Speed [km/h] (Section)	69.9 (800m)
Race State	Finished



Townsville QLD Professional

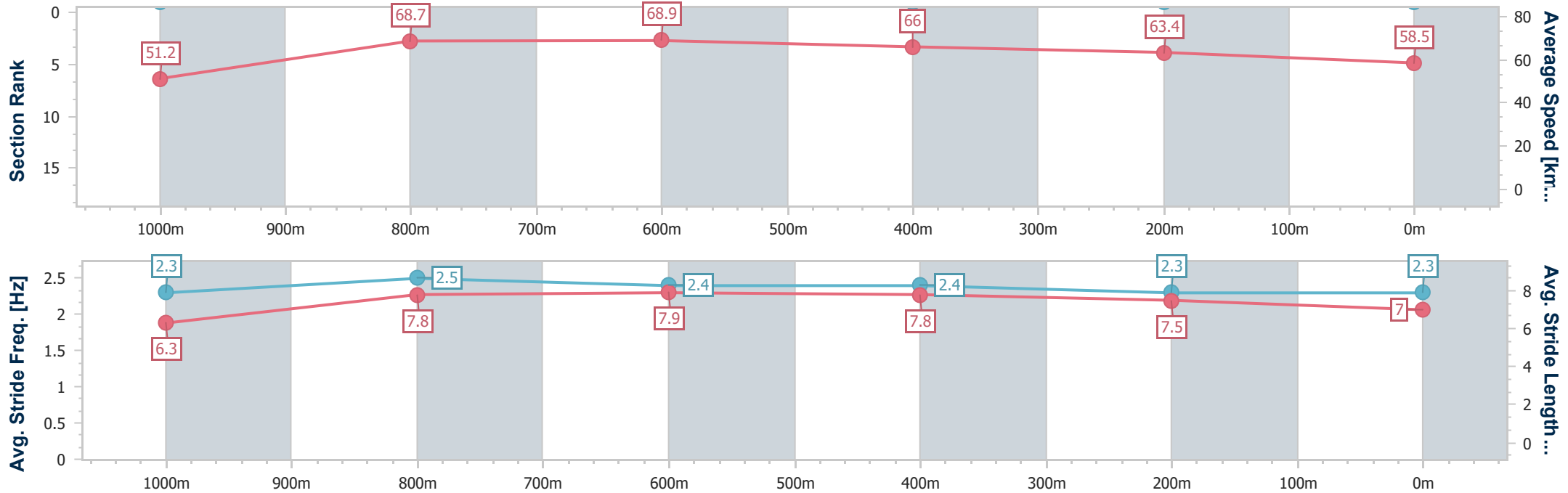
Race 7: Ladbrokes Easy Form BM70 Handicap - 1200m

30 April 2024 - 16:57

Track Rating: Soft 5, Weather: Fine, Rail Position: +0.5m 1000m-
W/Post; +1.5m Remainder



Section	Overall	1000m	800m	600m	400m	200m
Section Times	1:10.37 [5] (0:14.21)	0:56.16 [8] (0:10.69)	0:45.47 [8] (0:10.52)	0:34.95 [8] (0:11.12)	0:23.83 [8] (0:11.52)	0:12.31 [6] (0:12.31)
Average Speed [km/h]	51.2	68.7	68.9	66.0	63.4	58.5
Top Speed [km/h]	69.2	69.7	69.9	68.0	64.3	61.6
Avg. Dist. to Rail [m]	17.1	4.1	1.5	3.9	9.0	11.5
Avg. Stride Freq. [Hz]	2.3	2.5	2.4	2.4	2.3	2.3
Avg. Stride Length [m]	6.3	7.8	7.9	7.8	7.5	7.0



- [] Ranking at each section and finish
- .-.- No data available at this section
- NA No data available



Horse/Jockey Name	Dusky Damsel
Final Rank	6
Fastest Section Time (Section)	0:10.56 (1000m)
Top Speed [km/h] (Section)	69.5 (1000m)
Race State	Finished



Townsville QLD Professional

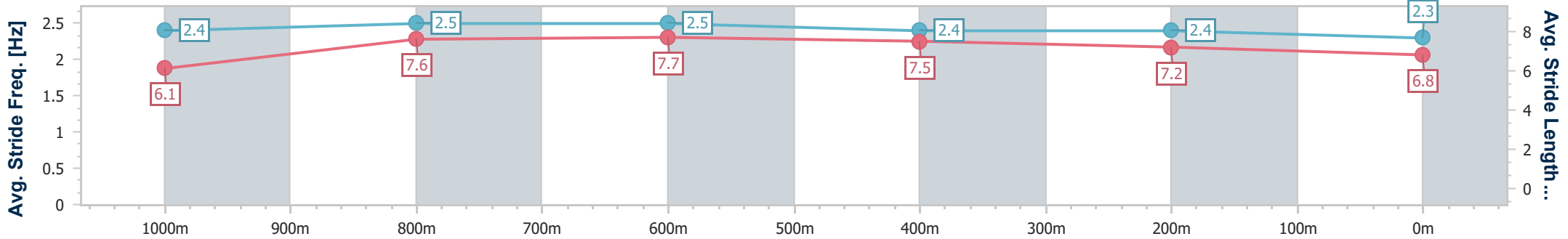
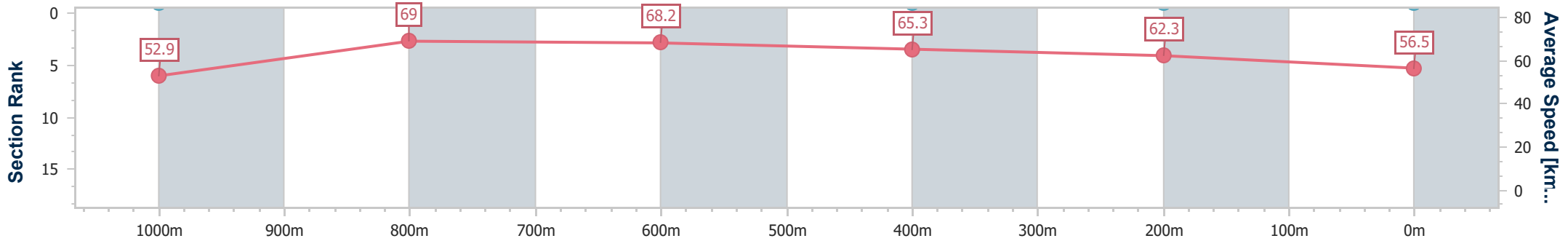
Race 7: Ladbrokes Easy Form BM70 Handicap - 1200m

30 April 2024 - 16:57

Track Rating: Soft 5, Weather: Fine, Rail Position: +0.5m 1000m-
W/Post; +1.5m Remainder



Section	Overall	1000m	800m	600m	400m	200m
Section Times	1:10.54 [6] (0:13.66)	0:56.88 [3] (0:10.56)	0:46.32 [3] (0:10.63)	0:35.69 [4] (0:11.24)	0:24.45 [4] (0:11.70)	0:12.75 [4] (0:12.75)
Average Speed [km/h]	52.9	69.0	68.2	65.3	62.3	56.5
Top Speed [km/h]	69.2	69.5	69.2	67.2	64.9	60.5
Avg. Dist. to Rail [m]	10.5	2.5	1.5	4.0	7.3	9.5
Avg. Stride Freq. [Hz]	2.4	2.5	2.5	2.4	2.4	2.3
Avg. Stride Length [m]	6.1	7.6	7.7	7.5	7.2	6.8



- [] Ranking at each section and finish
- .-.- No data available at this section
- NA No data available



Horse/Jockey Name	Crowning Moment
Final Rank	7
Fastest Section Time (Section)	0:10.43 (1000m)
Top Speed [km/h] (Section)	71.1 (1000m)
Race State	Finished



Townsville QLD Professional

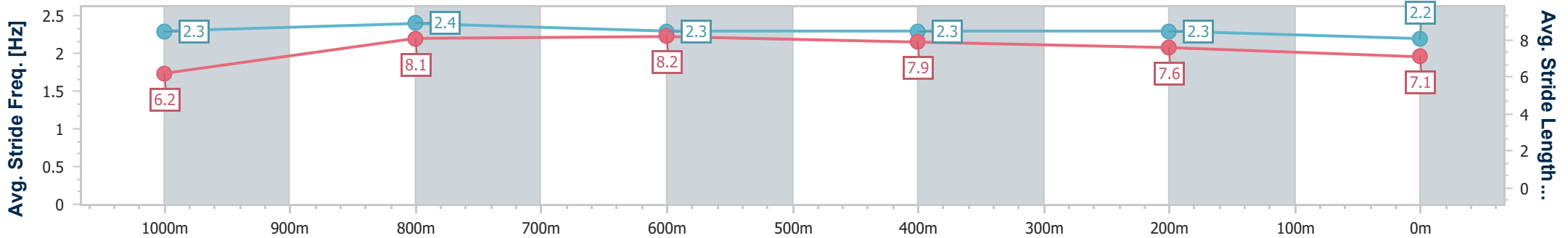
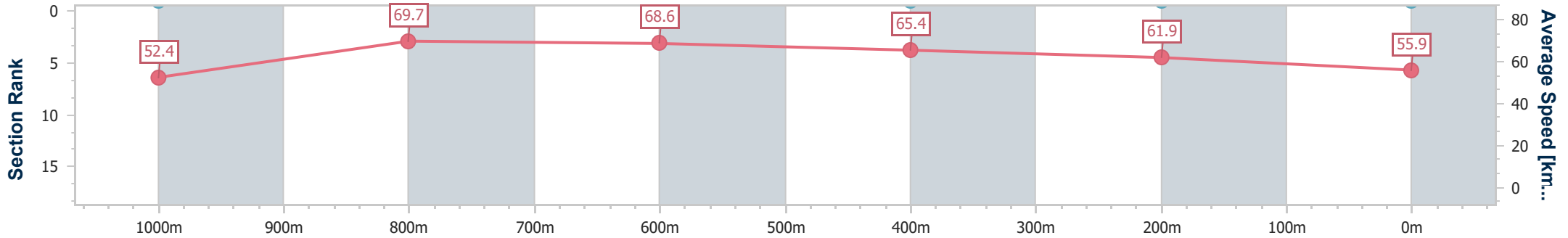
Race 7: Ladbrokes Easy Form BM70 Handicap - 1200m

30 April 2024 - 16:57

Track Rating: Soft 5, Weather: Fine, Rail Position: +0.5m 1000m-W/Post; +1.5m Remainder



Section	Overall	1000m	800m	600m	400m	200m
Section Times	1:10.58 [7] (0:13.79)	0:56.79 [4] (0:10.43)	0:46.36 [4] (0:10.58)	0:35.78 [3] (0:11.15)	0:24.63 [2] (0:11.73)	0:12.90 [3] (0:12.90)
Average Speed [km/h]	52.4	69.7	68.6	65.4	61.9	55.9
Top Speed [km/h]	70.0	71.1	70.0	66.9	64.4	59.9
Avg. Dist. to Rail [m]	6.3	2.3	1.2	2.7	4.9	5.6
Avg. Stride Freq. [Hz]	2.3	2.4	2.3	2.3	2.3	2.2
Avg. Stride Length [m]	6.2	8.1	8.2	7.9	7.6	7.1



- [] Ranking at each section and finish
- .-.- No data available at this section
- NA No data available



Horse/Jockey Name	Razment
Final Rank	8
Fastest Section Time (Section)	0:10.61 (800m)
Top Speed [km/h] (Section)	70.2 (1000m)
Race State	Finished



Townsville QLD Professional

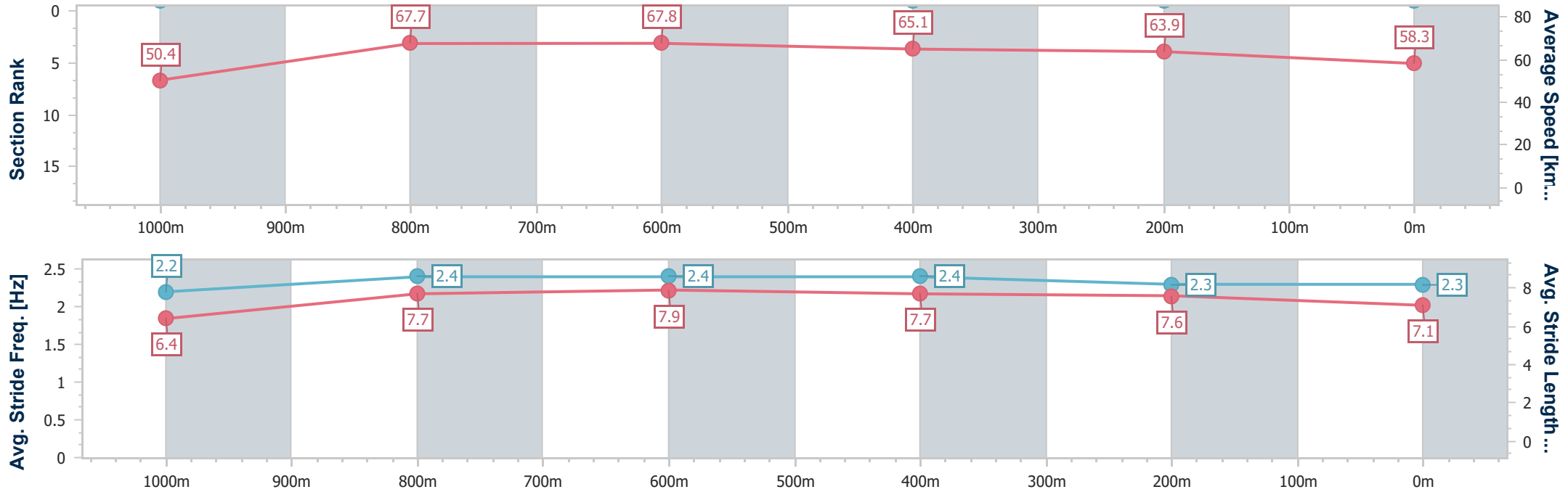
Race 7: Ladbrokes Easy Form BM70 Handicap - 1200m

30 April 2024 - 16:57

Track Rating: Soft 5, Weather: Fine, Rail Position: +0.5m 1000m-
W/Post; +1.5m Remainder



Section	Overall	1000m	800m	600m	400m	200m
Section Times	1:10.63 [8] (0:14.40)	0:56.23 [10] (0:10.68)	0:45.55 [10] (0:10.61)	0:34.94 [9] (0:11.21)	0:23.73 [9] (0:11.39)	0:12.34 [9] (0:12.34)
Average Speed [km/h]	50.4	67.7	67.8	65.1	63.9	58.3
Top Speed [km/h]	65.6	70.2	69.2	66.7	65.3	61.5
Avg. Dist. to Rail [m]	12.5	1.6	0.5	2.6	6.0	6.4
Avg. Stride Freq. [Hz]	2.2	2.4	2.4	2.4	2.3	2.3
Avg. Stride Length [m]	6.4	7.7	7.9	7.7	7.6	7.1



- [] Ranking at each section and finish
- .-.- No data available at this section
- NA No data available



Horse/Jockey Name	Crystal Chief
Final Rank	9
Fastest Section Time (Section)	0:10.62 (800m)
Top Speed [km/h] (Section)	69.6 (1000m)
Race State	Finished



Townsville QLD Professional

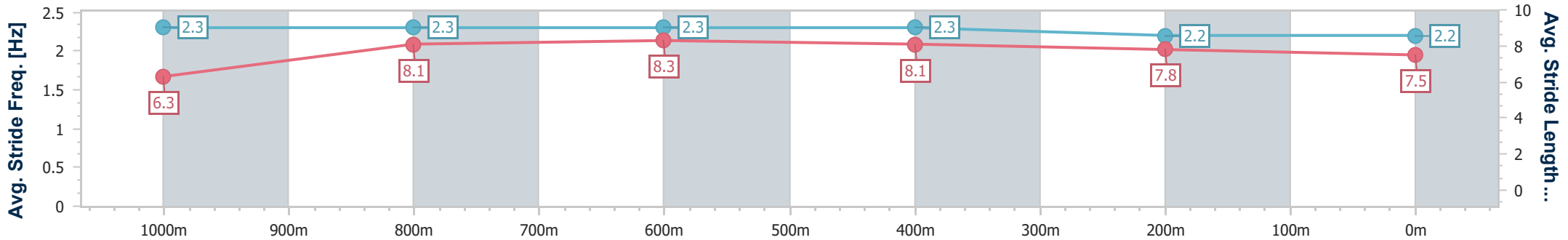
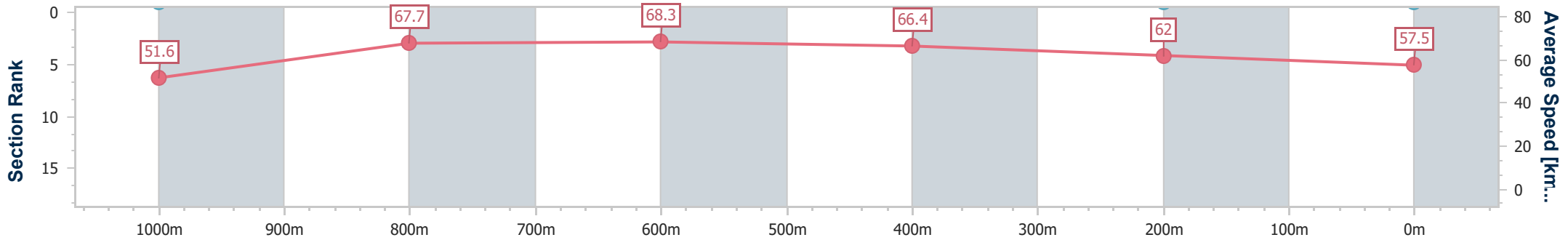
Race 7: Ladbrokes Easy Form BM70 Handicap - 1200m

30 April 2024 - 16:57

Track Rating: Soft 5, Weather: Fine, Rail Position: +0.5m 1000m-W/Post; +1.5m Remainder



Section	Overall	1000m	800m	600m	400m	200m
Section Times	1:10.65 [9] (0:14.02)	0:56.63 [7] (0:10.75)	0:45.88 [7] (0:10.62)	0:35.26 [7] (0:10.99)	0:24.27 [7] (0:11.73)	0:12.54 [7] (0:12.54)
Average Speed [km/h]	51.6	67.7	68.3	66.4	62.0	57.5
Top Speed [km/h]	66.3	69.6	69.2	67.0	65.9	59.8
Avg. Dist. to Rail [m]	9.4	2.6	1.4	2.8	6.8	9.6
Avg. Stride Freq. [Hz]	2.3	2.3	2.3	2.3	2.2	2.2
Avg. Stride Length [m]	6.3	8.1	8.3	8.1	7.8	7.5



- [] Ranking at each section and finish
- .-.- No data available at this section
- NA No data available



Horse/Jockey Name	Hallside Hammer
Final Rank	10
Fastest Section Time (Section)	0:10.55 (800m)
Top Speed [km/h] (Section)	69.7 (1000m)
Race State	Finished



Townsville QLD Professional

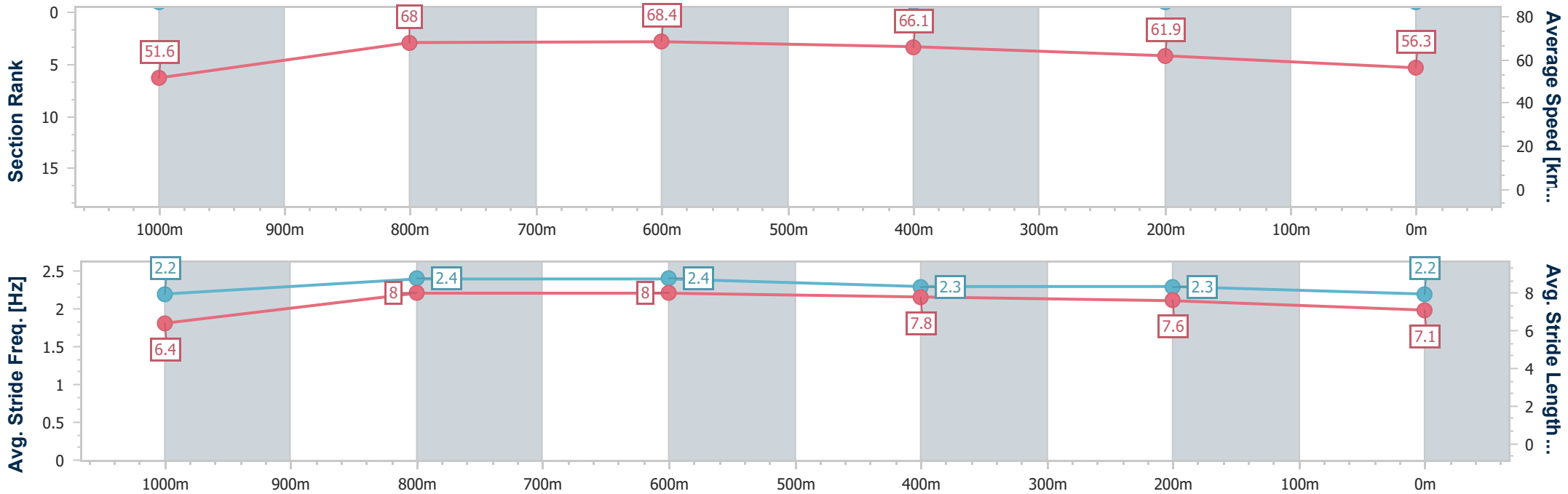
Race 7: Ladbrokes Easy Form BM70 Handicap - 1200m

30 April 2024 - 16:57

Track Rating: Soft 5, Weather: Fine, Rail Position: +0.5m 1000m-
W/Post; +1.5m Remainder



Section	Overall	1000m	800m	600m	400m	200m
Section Times	1:10.81 [10] (0:14.00)	0:56.81 [6] (0:10.69)	0:46.12 [6] (0:10.55)	0:35.57 [6] (0:11.03)	0:24.54 [6] (0:11.73)	0:12.81 [5] (0:12.81)
Average Speed [km/h]	51.6	68.0	68.4	66.1	61.9	56.3
Top Speed [km/h]	66.3	69.7	69.7	67.5	63.9	60.1
Avg. Dist. to Rail [m]	5.8	2.1	0.7	2.2	5.8	8.6
Avg. Stride Freq. [Hz]	2.2	2.4	2.4	2.3	2.3	2.2
Avg. Stride Length [m]	6.4	8.0	8.0	7.8	7.6	7.1



- [] Ranking at each section and finish
- .-.- No data available at this section
- NA No data available



Horse/Jockey Name	Almahero
Final Rank	11
Fastest Section Time (Section)	0:10.69 (800m)
Top Speed [km/h] (Section)	69.4 (800m)
Race State	Finished



Townsville QLD Professional

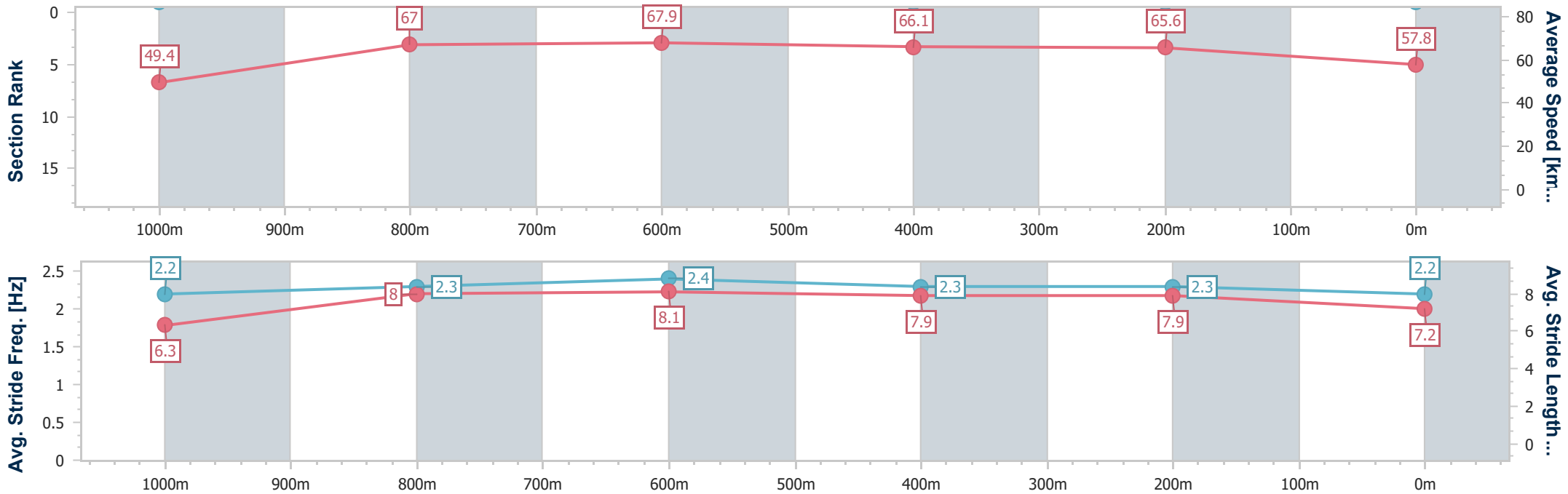
Race 7: Ladbrokes Easy Form BM70 Handicap - 1200m

30 April 2024 - 16:57

Track Rating: Soft 5, Weather: Fine, Rail Position: +0.5m 1000m-
W/Post; +1.5m Remainder



Section	Overall	1000m	800m	600m	400m	200m
Section Times	1:10.99 [11] (0:14.68)	0:56.31 [13] (0:10.90)	0:45.41 [13] (0:10.69)	0:34.72 [13] (0:11.10)	0:23.62 [13] (0:11.16)	0:12.46 [12] (0:12.46)
Average Speed [km/h]	49.4	67.0	67.9	66.1	65.6	57.8
Top Speed [km/h]	65.3	69.4	69.4	66.8	67.3	63.3
Avg. Dist. to Rail [m]	14.4	3.0	1.4	3.9	10.9	14.4
Avg. Stride Freq. [Hz]	2.2	2.3	2.4	2.3	2.3	2.2
Avg. Stride Length [m]	6.3	8.0	8.1	7.9	7.9	7.2



- [] Ranking at each section and finish
- .-.- No data available at this section
- NA No data available



Horse/Jockey Name	Tintinwin
Final Rank	12
Fastest Section Time (Section)	0:10.65 (1000m)
Top Speed [km/h] (Section)	70.2 (1000m)
Race State	Finished



Townsville QLD Professional

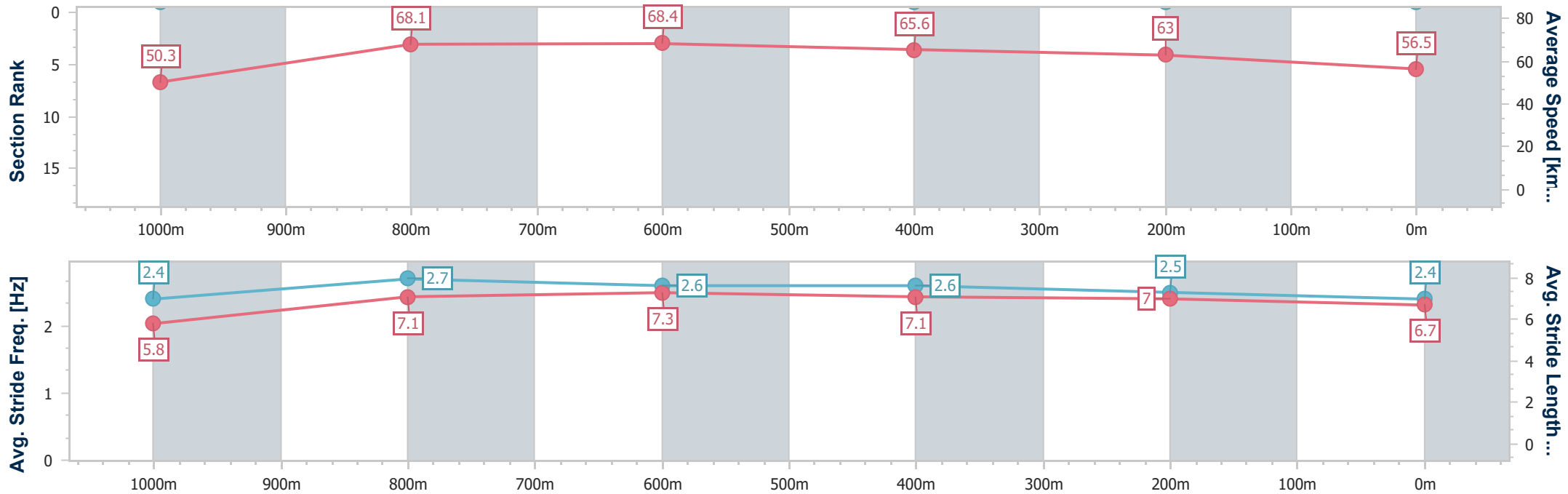
Race 7: Ladbrokes Easy Form BM70 Handicap - 1200m

30 April 2024 - 16:57

Track Rating: Soft 5, Weather: Fine, Rail Position: +0.5m 1000m-W/Post; +1.5m Remainder



Section	Overall	1000m	800m	600m	400m	200m
Section Times	1:11.21 [12] (0:14.38)	0:56.83 [9] (0:10.65)	0:46.18 [9] (0:10.67)	0:35.51 [10] (0:11.22)	0:24.29 [10] (0:11.56)	0:12.73 [11] (0:12.73)
Average Speed [km/h]	50.3	68.1	68.4	65.6	63.0	56.5
Top Speed [km/h]	66.7	70.2	70.1	66.9	64.5	61.5
Avg. Dist. to Rail [m]	9.1	1.7	2.4	4.4	6.2	4.7
Avg. Stride Freq. [Hz]	2.4	2.7	2.6	2.6	2.5	2.4
Avg. Stride Length [m]	5.8	7.1	7.3	7.1	7.0	6.7



- [] Ranking at each section and finish
- .-.- No data available at this section
- NA No data available



Horse/Jockey Name	Vienna Rain
Final Rank	13
Fastest Section Time (Section)	0:10.64 (800m)
Top Speed [km/h] (Section)	69.5 (800m)
Race State	Finished



Townsville QLD Professional

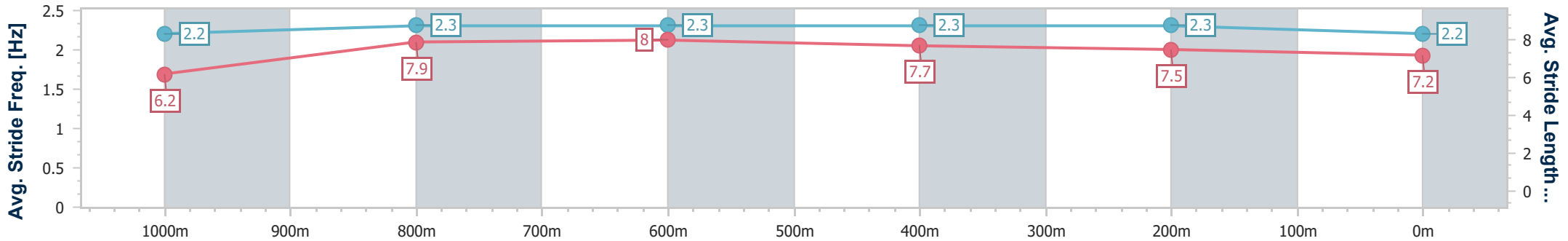
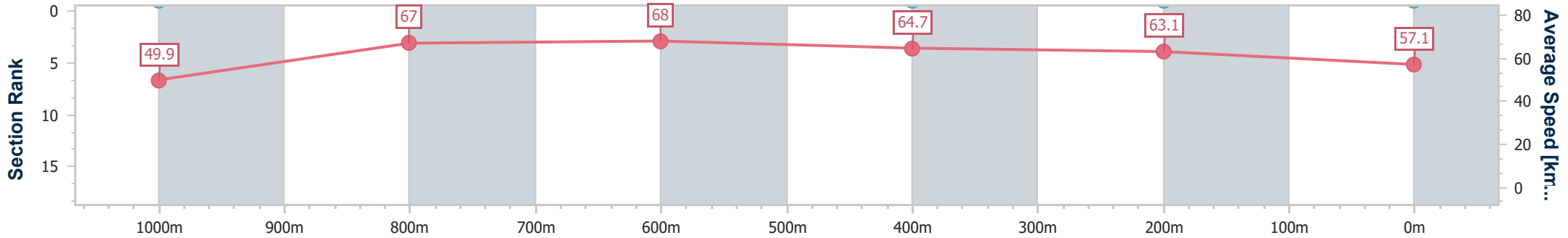
Race 7: Ladbrokes Easy Form BM70 Handicap - 1200m

30 April 2024 - 16:57

Track Rating: Soft 5, Weather: Fine, Rail Position: +0.5m 1000m-W/Post; +1.5m Remainder



Section	Overall	1000m	800m	600m	400m	200m
Section Times	1:11.34 [13] (0:14.51)	0:56.83 [12] (0:10.86)	0:45.97 [12] (0:10.64)	0:35.33 [12] (0:11.24)	0:24.09 [12] (0:11.48)	0:12.61 [13] (0:12.61)
Average Speed [km/h]	49.9	67.0	68.0	64.7	63.1	57.1
Top Speed [km/h]	65.0	68.7	69.5	65.9	64.4	61.3
Avg. Dist. to Rail [m]	10.9	2.2	1.1	1.6	4.6	4.5
Avg. Stride Freq. [Hz]	2.2	2.3	2.3	2.3	2.3	2.2
Avg. Stride Length [m]	6.2	7.9	8.0	7.7	7.5	7.2



- [] Ranking at each section and finish
- .-.- No data available at this section
- NA No data available



Horse/Jockey Name	Outback Action
Final Rank	14
Fastest Section Time (Section)	0:10.56 (800m)
Top Speed [km/h] (Section)	69.5 (800m)
Race State	Finished



Townsville QLD Professional

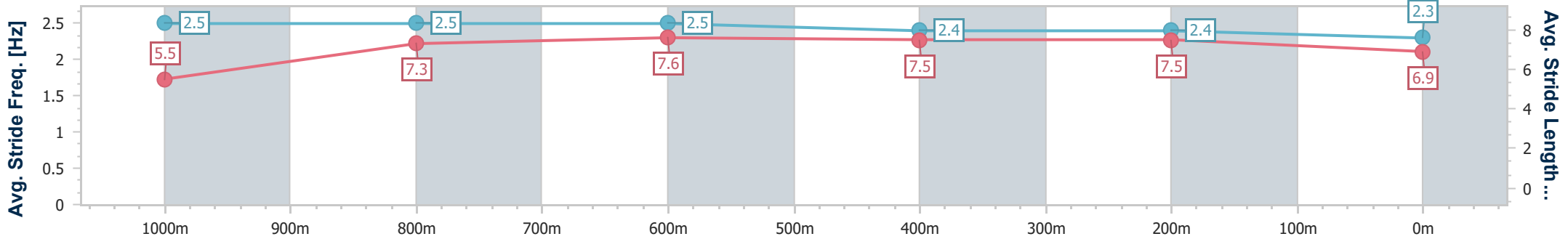
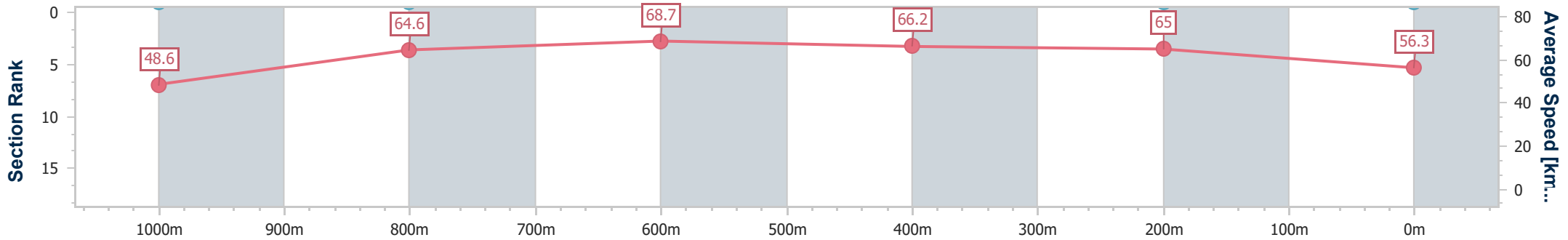
Race 7: Ladbrokes Easy Form BM70 Handicap - 1200m

30 April 2024 - 16:57

Track Rating: Soft 5, Weather: Fine, Rail Position: +0.5m 1000m-W/Post; +1.5m Remainder



Section	Overall	1000m	800m	600m	400m	200m
Section Times	1:11.66 [14] (0:14.88)	0:56.78 [14] (0:11.26)	0:45.52 [14] (0:10.56)	0:34.96 [14] (0:11.01)	0:23.95 [14] (0:11.24)	0:12.71 [14] (0:12.71)
Average Speed [km/h]	48.6	64.6	68.7	66.2	65.0	56.3
Top Speed [km/h]	63.4	67.7	69.5	68.6	65.9	63.8
Avg. Dist. to Rail [m]	6.5	2.4	1.4	2.7	6.3	6.4
Avg. Stride Freq. [Hz]	2.5	2.5	2.5	2.4	2.4	2.3
Avg. Stride Length [m]	5.5	7.3	7.6	7.5	7.5	6.9



- [] Ranking at each section and finish
- .-.- No data available at this section
- NA No data available



Horse/Jockey Name	Boho Beauty
Final Rank	15
Fastest Section Time (Section)	0:10.52 (1000m)
Top Speed [km/h] (Section)	72.3 (Overall)
Race State	Finished



Townsville QLD Professional

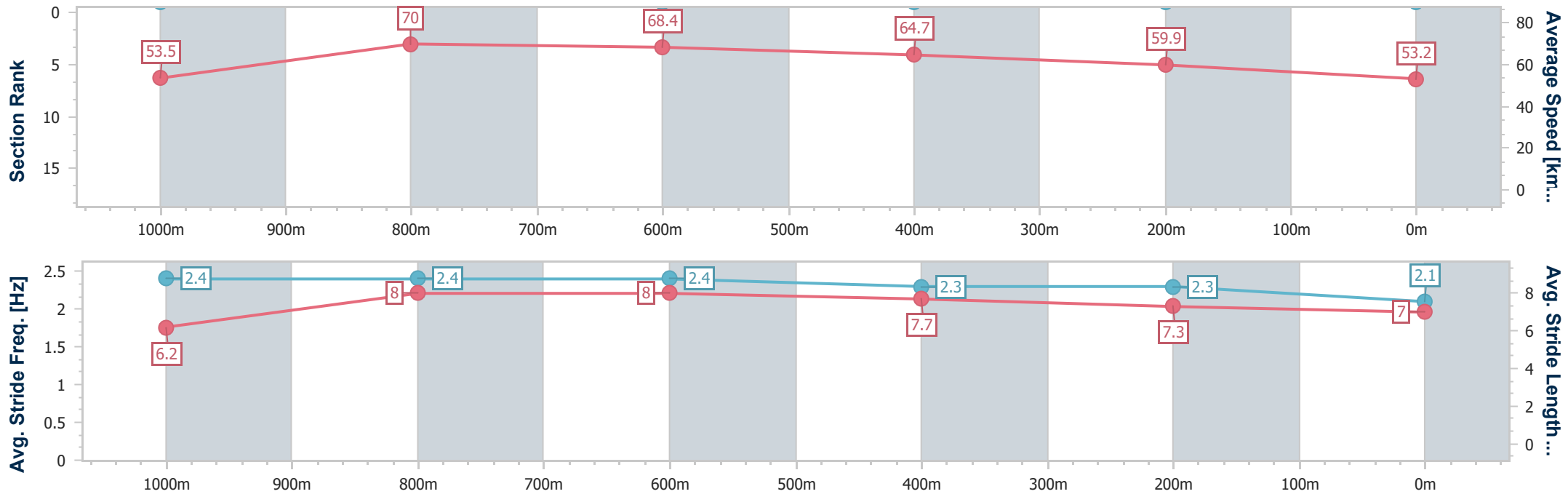
Race 7: Ladbrokes Easy Form BM70 Handicap - 1200m

30 April 2024 - 16:57

Track Rating: Soft 5, Weather: Fine, Rail Position: +0.5m 1000m-
W/Post; +1.5m Remainder



Section	Overall	1000m	800m	600m	400m	200m
Section Times	1:11.71 [15] (0:13.53)	0:58.18 [1] (0:10.52)	0:47.66 [1] (0:10.64)	0:37.02 [2] (0:11.30)	0:25.72 [3] (0:12.15)	0:13.57 [8] (0:13.57)
Average Speed [km/h]	53.5	70.0	68.4	64.7	59.9	53.2
Top Speed [km/h]	72.3	70.7	69.8	66.8	63.3	57.5
Avg. Dist. to Rail [m]	12.6	4.3	2.3	3.3	5.9	6.4
Avg. Stride Freq. [Hz]	2.4	2.4	2.4	2.3	2.3	2.1
Avg. Stride Length [m]	6.2	8.0	8.0	7.7	7.3	7.0



- [] Ranking at each section and finish
- .-.- No data available at this section
- NA No data available



Horse/Jockey Name	Prince Akeem
Final Rank	3
Fastest Section Time (Section)	-:--:--
Top Speed [km/h] (Section)	--.-
Race State	DidNotTrack



Townsville QLD Professional

Race 7: Ladbrokes Easy Form BM70 Handicap - 1200m

30 April 2024 - 16:57

Track Rating: Soft 5, Weather: Fine, Rail Position: +0.5m 1000m-
W/Post; +1.5m Remainder



Section	Overall	1000m	800m	600m	400m	200m								
Section Times	-:--:--	-:--:--	-:--:--	-:--:--	-:--:--	-:--:--								
Average Speed [km/h]	--.-	--.-	--.-	--.-	--.-	--.-								
Top Speed [km/h]	--.-	--.-	--.-	--.-	--.-	--.-								
Avg. Dist. to Rail [m]	--	--	--	--	--	--								
Avg. Stride Freq. [Hz]	--.-	--.-	--.-	--.-	--.-	--.-								
Avg. Stride Length [m]	--.-	--.-	--.-	--.-	--.-	--.-								

- [] Ranking at each section and finish
- :--:-- No data available at this section
- NA No data available