



# Rockhampton QLD Professional

## Race 8: FRASERS LIVESTOCK TRANSPORT BENCHMARK 58 Handicap - 1300m

28 April 2024 - 16:58



Track Rating: Good 4, Weather: Fine, Rail Position: +2.5m

Section		Overall	1200m	1000m	800m	600m	400m	Last 600m				
Field Times		1:16.89 (0:07.77)	1:09.12 (0:11.26)	0:57.86 (0:11.36)	0:46.50 (0:11.83)	0:34.67 (0:11.22)	0:23.45 (0:11.53)	0:34.67				
Rank	TAB Horse/Jockey	Barrier	Top Speed [km/h]	Fastest Section							Distance Travelled [m]	
1	4 TOUCH OF GRACIE Andrew Mallyon	2	66.9 400m	0:08.14 Overall	1:16.89 [1] (0:08.14)	1:08.75 [7] (0:11.47)	0:57.28 [5] (0:11.45)	0:45.83 [5] (0:11.75)	0:34.08 [3] (0:11.12)	0:22.96 [4] (0:11.07)	0:34.08	
2	6 ALL THE SHOPS Michael Rodd	4	67.9 400m	0:08.10 Overall	1:17.04 [2] (0:08.10)	1:08.94 [6] (0:11.77)	0:57.17 [7] (0:11.50)	0:45.67 [8] (0:11.70)	0:33.97 [8] (0:11.01)	0:22.96 [6] (0:11.01)	0:33.97	+2
3	10 THE LAST SAGA Tahlia Fenlon	7	65.1 1200m	0:07.91 Overall	1:17.33 [3] (0:07.91)	1:09.42 [2] (0:11.32)	0:58.10 [2] (0:11.39)	0:46.71 [2] (0:11.65)	0:35.06 [2] (0:11.33)	0:23.73 [2] (0:11.47)	0:35.06	-1
4	8 ISLERO Bailey Wheeler	10	67.2 600m	0:08.37 Overall	1:17.34 [4] (0:08.37)	1:08.97 [9] (0:11.56)	0:57.41 [8] (0:11.42)	0:45.99 [7] (0:11.72)	0:34.27 [7] (0:11.05)	0:23.22 [7] (0:11.14)	0:34.27	-2
5	15 SHEEZALITTLETORQUE Kyle Wilson-Taylor	1	67.1 600m	0:08.00 Overall	1:17.42 [5] (0:08.00)	1:09.42 [3] (0:11.42)	0:58.00 [3] (0:11.48)	0:46.52 [3] (0:11.94)	0:34.58 [4] (0:11.04)	0:23.54 [3] (0:11.25)	0:34.58	-7
6	14 TOUR DE FIELD Robbie Dolan	12	67.0 400m	0:08.37 Overall	1:17.51 [6] (0:08.37)	1:09.14 [8] (0:11.83)	0:57.31 [10] (0:11.53)	0:45.78 [10] (0:11.86)	0:33.92 [10] (0:11.14)	0:22.78 [10] (0:10.99)	0:33.92	+2
7	2 DESERT MOON Les Tilley	6	67.6 600m	0:08.05 Overall	1:17.59 [7] (0:08.05)	1:09.54 [4] (0:11.46)	0:58.08 [4] (0:11.47)	0:46.61 [4] (0:11.91)	0:34.70 [5] (0:11.11)	0:23.59 [5] (0:11.23)	0:34.70	+6
8	3 SPRING VALLEY Georgina Cartwright	11	69.0 600m	0:08.56 Overall	1:17.60 [8] (0:08.56)	1:09.04 [10] (0:11.64)	0:57.40 [9] (0:11.52)	0:45.88 [9] (0:11.71)	0:34.17 [9] (0:11.00)	0:23.17 [9] (0:11.08)	0:34.17	+2
9	13 LYNRIC LASS Chris McIver	3	65.4 600m	0:08.06 Overall	1:17.61 [9] (0:08.06)	1:09.55 [5] (0:11.55)	0:58.00 [6] (0:11.51)	0:46.49 [6] (0:11.85)	0:34.64 [6] (0:11.17)	0:23.47 [8] (0:11.31)	0:34.64	+3
10	5 VANCOUVER QUEEN Vlad Duric	8	64.8 1200m	0:07.77 Overall	1:17.63 [10] (0:07.77)	1:09.86 [1] (0:11.26)	0:58.60 [1] (0:11.36)	0:47.24 [1] (0:11.83)	0:35.41 [1] (0:11.22)	0:24.19 [1] (0:11.53)	0:35.41	-1

Scratched: El Of A Senorita (#7), Bayerische (#1), Victory's Ghost (#9), Alpha Jane (#11)



**Rockhampton QLD Professional**  
**Race 8: FRASERS LIVESTOCK TRANSPORT BENCHMARK 58 Handicap**  
**- 1300m**  
**28 April 2024 - 16:58**



Track Rating: Good 4, Weather: Fine, Rail Position: +2.5m

Section	Overall	1200m	1000m	800m	600m	400m	Last 600m
Field Times	1:16.89 (0:07.77)	1:09.12 (0:11.26)	0:57.86 (0:11.36)	0:46.50 (0:11.83)	0:34.67 (0:11.22)	0:23.45 (0:11.53)	0:34.67

Rank	TAB	Horse/Jockey	Barrier	Top Speed [km/h]	Fastest Section	Distance Travelled [m]
11	12	THE HAIRDRESSER	13	64.7	0:08.70	
		Justin Stanley		600m	Overall	

Overall	1200m	1000m	800m	600m	400m	Last 600m
1:21.77 [11]	1:13.07 [11]	1:01.31 [11]	0:49.72 [11]	0:37.89 [11]	0:26.61 [11]	0:37.89
(0:08.70)	(0:11.76)	(0:11.59)	(0:11.83)	(0:11.28)	(0:12.11)	+1

Scratched: El Of A Senorita (#7), Bayerische (#1), Victory's Ghost (#9), Alpha Jane (#11)



# Rockhampton QLD Professional

## Race 8: FRASERS LIVESTOCK TRANSPORT BENCHMARK 58 Handicap - 1300m

28 April 2024 - 16:58



Track Rating: Good 4, Weather: Fine, Rail Position: +2.5m

Section				200m				Last 600m	
Field Times				0:11.92 (0:11.92)				0:34.67	
Rank	TAB	Horse/Jockey	Barrier	Top Speed [km/h]	Fastest Section	Margin			Distance Travelled [m]
1	4	<b>TOUCH OF GRACIE</b> Andrew Mallyon	2	66.9 400m	0:08.14 Overall	0:11.89 [2] (0:11.89)	1:16.89		0:34.08
2	6	<b>ALL THE SHOPS</b> Michael Rodd	4	67.9 400m	0:08.10 Overall	0:11.95 [4] (0:11.95)	0.88L		0:33.97 +2
3	10	<b>THE LAST SAGA</b> Tahlia Fenlon	7	65.1 1200m	0:07.91 Overall	0:12.26 [3] (0:12.26)	2.59L		0:35.06 -1
4	8	<b>ISLERO</b> Bailey Wheeler	10	67.2 600m	0:08.37 Overall	0:12.08 [7] (0:12.08)	2.67L		0:34.27 -2
5	15	<b>SHEEZALITTLETORQUE</b> Kyle Wilson-Taylor	1	67.1 600m	0:08.00 Overall	0:12.29 [5] (0:12.29)	3.15L		0:34.58 -7
6	14	<b>TOUR DE FIELD</b> Robbie Dolan	12	67.0 400m	0:08.37 Overall	0:11.79 [10] (0:11.79)	3.65L		0:33.92 +2
7	2	<b>DESERT MOON</b> Les Tilley	6	67.6 600m	0:08.05 Overall	0:12.36 [6] (0:12.36)	4.13L		0:34.70 +6
8	3	<b>SPRING VALLEY</b> Georgina Cartwright	11	69.0 600m	0:08.56 Overall	0:12.09 [9] (0:12.09)	4.19L		0:34.17 +2
9	13	<b>LYNRIC LASS</b> Chris McIver	3	65.4 600m	0:08.06 Overall	0:12.16 [8] (0:12.16)	4.25L		0:34.64 +3
10	5	<b>VANCOUVER QUEEN</b> Vlad Duric	8	64.8 1200m	0:07.77 Overall	0:12.66 [1] (0:12.66)	4.38L		0:35.41 -1

Scratched: El Of A Senorita (#7), Bayerische (#1), Victory's Ghost (#9), Alpha Jane (#11)

Report Created: Sun 28 April 2024 17:33 GMT+10 (Note: Timing is based on position data)

Page 3/15

[ ] Ranking at each section and finish  
 -:-:- No data available at this section  
 NA No data available  
 SCN Saddle cloth number  
 DNF Did not finish  
 DNT Did not track

data processed by **TRIPLES DATA**



**Rockhampton QLD Professional**  
**Race 8: FRASERS LIVESTOCK TRANSPORT BENCHMARK 58 Handicap**  
 - 1300m  
 28 April 2024 - 16:58



Track Rating: Good 4, Weather: Fine, Rail Position: +2.5m

Section		200m		Last 600m		
Field Times		0:11.92 (0:11.92)		0:34.67		
Rank	TAB Horse/Jockey	Barrier	Top Speed [km/h]	Fastest Section	Margin	Distance Travelled [m]
11	12 THE HAIRDRESSER	13	64.7	0:08.70	0:14.50 [11]	28.73L
	Justin Stanley		600m	Overall	(0:14.50)	0:37.89 +1

Scratched: El Of A Senorita (#7), Bayerische (#1), Victory's Ghost (#9), Alpha Jane (#11)

[ ] Ranking at each section and finish  
 -:-:- No data available at this section  
 NA No data available

SCN Saddle cloth number  
 DNF Did not finish  
 DNT Did not track



Horse/Jockey Name	Touch Of Gracie
Final Rank	1
Fastest Section Time (Section)	0:08.14 (Overall)
Top Speed [km/h] (Section)	66.9 (400m)
Race State	Finished

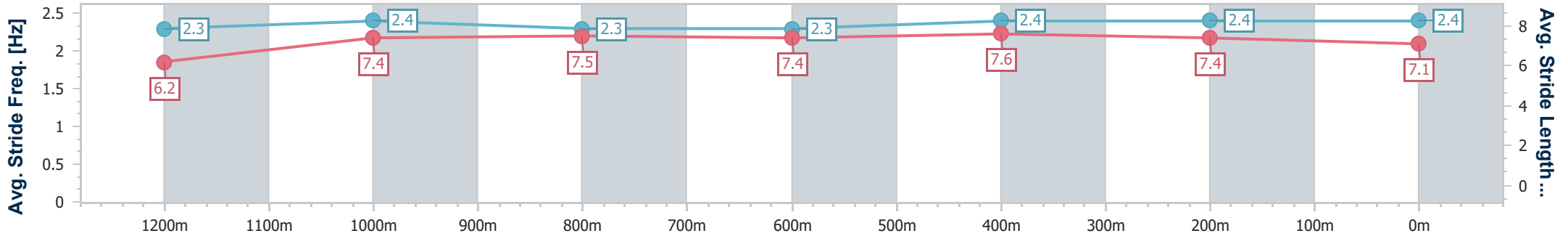
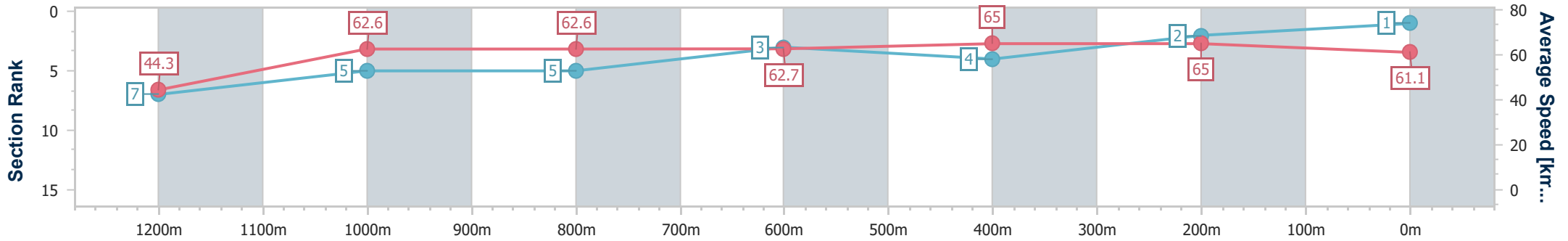


Rockhampton QLD Professional  
 Race 8: FRASERS LIVESTOCK TRANSPORT BENCHMARK 58  
 Handicap - 1300m  
 28 April 2024 - 16:58



Track Rating: Good 4, Weather: Fine, Rail Position: +2.5m

Section	Overall	1200m	1000m	800m	600m	400m	200m
Section Times	1:16.89 [1] (0:08.14)	1:08.75 [7] (0:11.47)	0:57.28 [5] (0:11.45)	0:45.83 [5] (0:11.75)	0:34.08 [3] (0:11.12)	0:22.96 [4] (0:11.07)	0:11.89 [2] (0:11.89)
Average Speed [km/h]	44.3	62.6	62.6	62.7	65.0	65.0	61.1
Top Speed [km/h]	61.5	63.3	63.7	63.5	66.8	66.9	63.6
Avg. Dist. to Rail [m]	2.8	1.3	1.2	2.8	5.3	5.9	6.6
Avg. Stride Freq. [Hz]	2.3	2.4	2.3	2.3	2.4	2.4	2.4
Avg. Stride Length [m]	6.2	7.4	7.5	7.4	7.6	7.4	7.1



- [ ] Ranking at each section and finish
- .-.- No data available at this section
- NA No data available



Horse/Jockey Name	All The Shops
Final Rank	2
Fastest Section Time (Section)	0:08.10 (Overall)
Top Speed [km/h] (Section)	67.9 (400m)
Race State	Finished

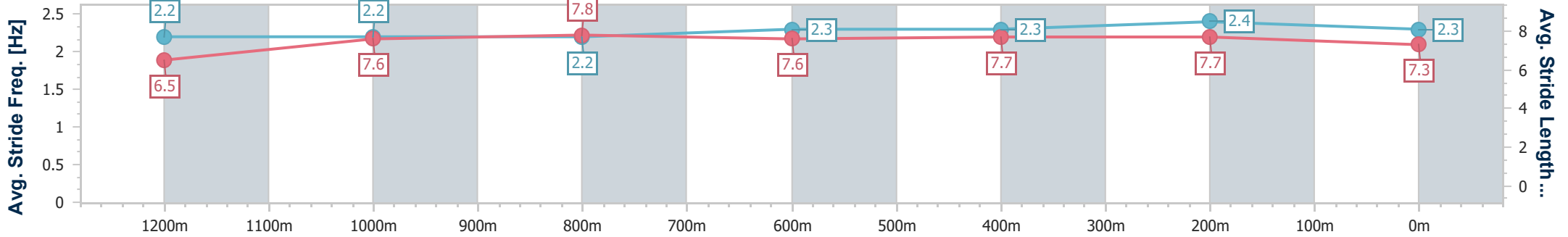
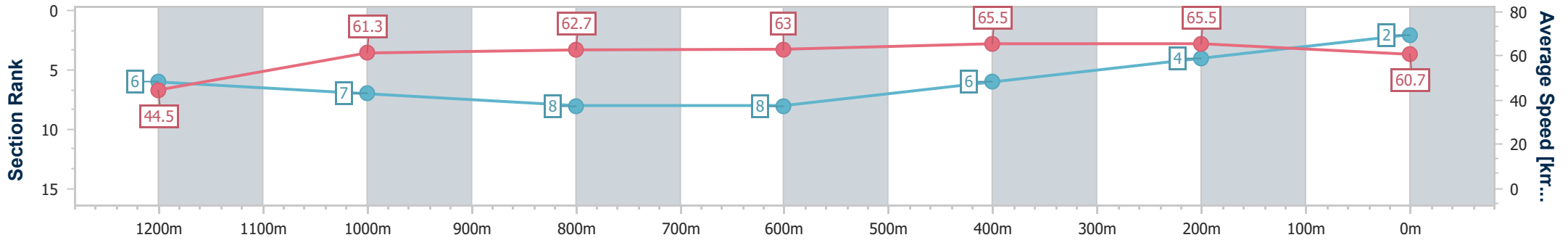


Rockhampton QLD Professional  
 Race 8: FRASERS LIVESTOCK TRANSPORT BENCHMARK 58  
 Handicap - 1300m  
 28 April 2024 - 16:58



Track Rating: Good 4, Weather: Fine, Rail Position: +2.5m

Section	Overall	1200m	1000m	800m	600m	400m	200m
Section Times	1:17.04 [2] (0:08.10)	1:08.94 [6] (0:11.77)	0:57.17 [7] (0:11.50)	0:45.67 [8] (0:11.70)	0:33.97 [8] (0:11.01)	0:22.96 [6] (0:11.01)	0:11.95 [4] (0:11.95)
Average Speed [km/h]	44.5	61.3	62.7	63.0	65.5	65.5	60.7
Top Speed [km/h]	57.8	62.9	64.3	63.4	67.6	67.9	63.0
Avg. Dist. to Rail [m]	4.9	0.5	0.5	2.9	6.8	8.6	10.0
Avg. Stride Freq. [Hz]	2.2	2.2	2.2	2.3	2.3	2.4	2.3
Avg. Stride Length [m]	6.5	7.6	7.8	7.6	7.7	7.7	7.3



- [ ] Ranking at each section and finish
- .-.- No data available at this section
- NA No data available



Horse/Jockey Name	The Last Saga
Final Rank	3
Fastest Section Time (Section)	0:07.91 (Overall)
Top Speed [km/h] (Section)	65.1 (1200m)
Race State	Finished

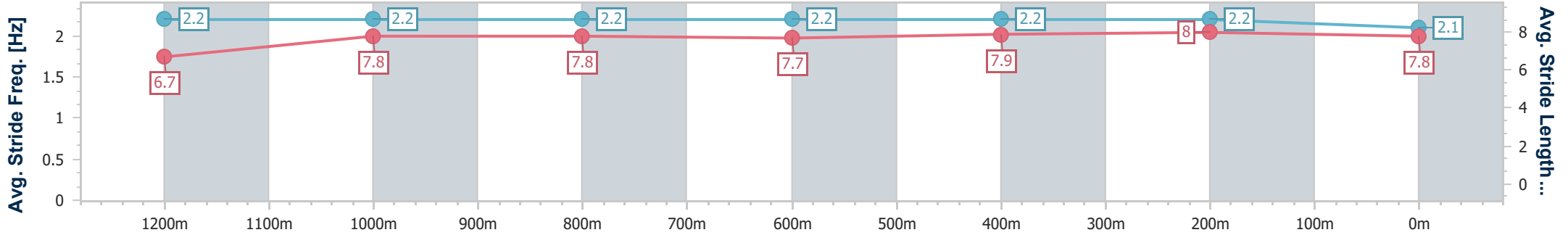
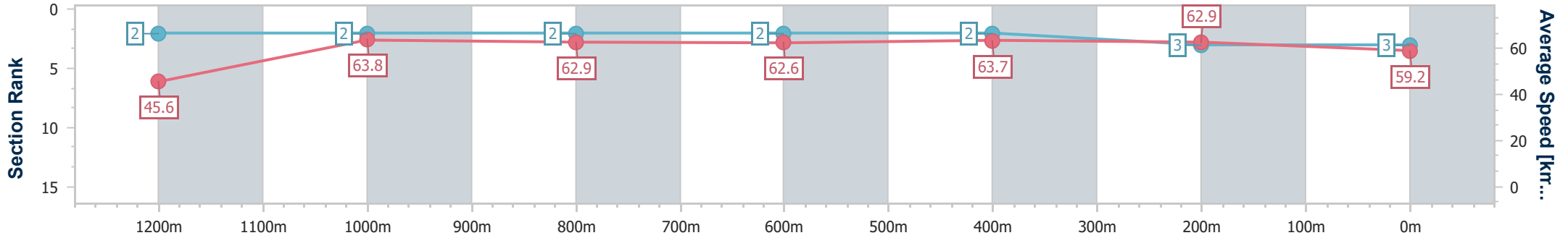


Rockhampton QLD Professional  
 Race 8: FRASERS LIVESTOCK TRANSPORT BENCHMARK 58  
 Handicap - 1300m  
 28 April 2024 - 16:58



Track Rating: Good 4, Weather: Fine, Rail Position: +2.5m

Section	Overall	1200m	1000m	800m	600m	400m	200m
Section Times	1:17.33 [3] (0:07.91)	1:09.42 [2] (0:11.32)	0:58.10 [2] (0:11.39)	0:46.71 [2] (0:11.65)	0:35.06 [2] (0:11.33)	0:23.73 [2] (0:11.47)	0:12.26 [3] (0:12.26)
Average Speed [km/h]	45.6	63.8	62.9	62.6	63.7	62.9	59.2
Top Speed [km/h]	61.1	65.1	63.9	63.4	64.8	64.7	61.4
Avg. Dist. to Rail [m]	6.5	1.2	0.8	1.6	4.1	4.3	5.8
Avg. Stride Freq. [Hz]	2.2	2.2	2.2	2.2	2.2	2.2	2.1
Avg. Stride Length [m]	6.7	7.8	7.8	7.7	7.9	8.0	7.8



- [ ] Ranking at each section and finish
- .-.- No data available at this section
- NA No data available



Horse/Jockey Name	Islero
Final Rank	4
Fastest Section Time (Section)	0:08.37 (Overall)
Top Speed [km/h] (Section)	67.2 (600m)
Race State	Finished

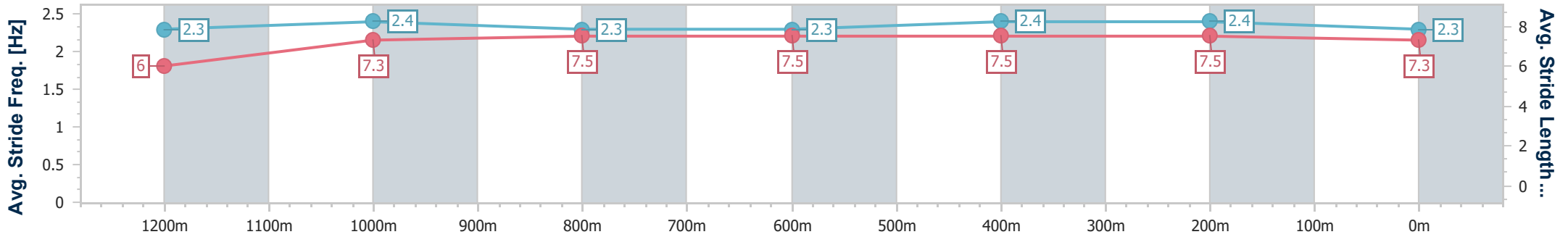
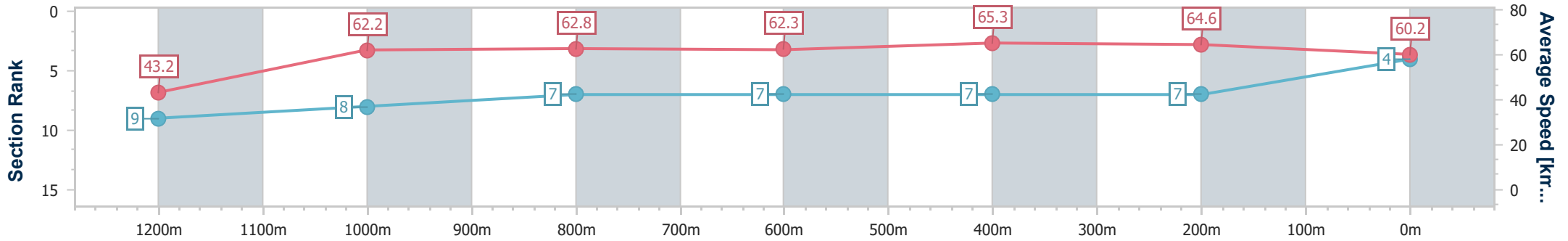


Rockhampton QLD Professional  
 Race 8: FRASERS LIVESTOCK TRANSPORT BENCHMARK 58  
 Handicap - 1300m  
 28 April 2024 - 16:58



Track Rating: Good 4, Weather: Fine, Rail Position: +2.5m

Section	Overall	1200m	1000m	800m	600m	400m	200m
Section Times	1:17.34 [4] (0:08.37)	1:08.97 [9] (0:11.56)	0:57.41 [8] (0:11.42)	0:45.99 [7] (0:11.72)	0:34.27 [7] (0:11.05)	0:23.22 [7] (0:11.14)	0:12.08 [7] (0:12.08)
Average Speed [km/h]	43.2	62.2	62.8	62.3	65.3	64.6	60.2
Top Speed [km/h]	59.8	63.1	64.2	63.6	67.2	66.1	62.4
Avg. Dist. to Rail [m]	6.1	1.3	1.1	2.0	2.6	2.5	1.7
Avg. Stride Freq. [Hz]	2.3	2.4	2.3	2.3	2.4	2.4	2.3
Avg. Stride Length [m]	6.0	7.3	7.5	7.5	7.5	7.5	7.3



- [ ] Ranking at each section and finish
- .-.- No data available at this section
- NA No data available





Horse/Jockey Name	Sheezalittletorque
Final Rank	5
Fastest Section Time (Section)	0:08.00 (Overall)
Top Speed [km/h] (Section)	67.1 (600m)
Race State	Finished

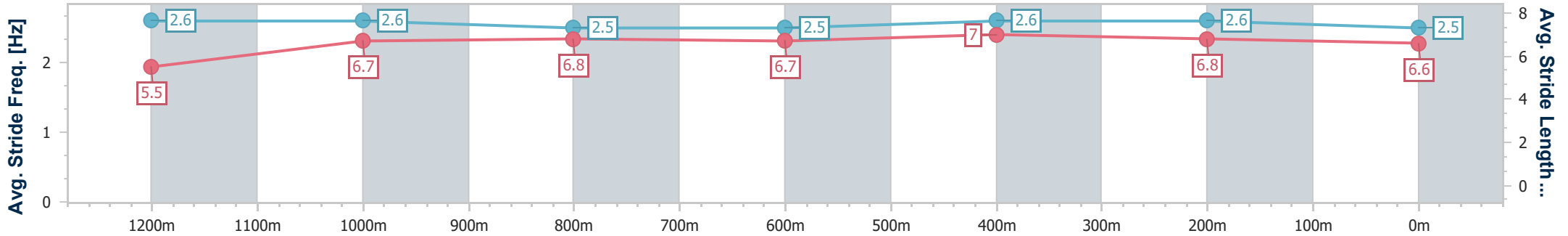
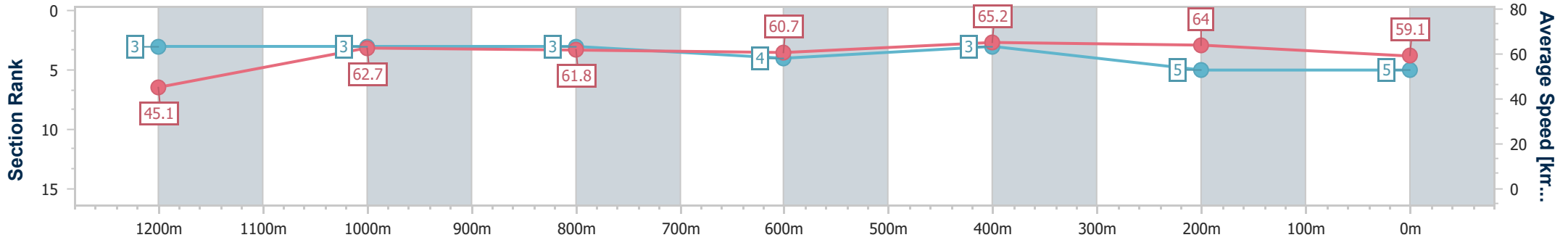


Rockhampton QLD Professional  
 Race 8: FRASERS LIVESTOCK TRANSPORT BENCHMARK 58  
 Handicap - 1300m  
 28 April 2024 - 16:58



Track Rating: Good 4, Weather: Fine, Rail Position: +2.5m

Section	Overall	1200m	1000m	800m	600m	400m	200m
Section Times	1:17.42 [5] (0:08.00)	1:09.42 [3] (0:11.42)	0:58.00 [3] (0:11.48)	0:46.52 [3] (0:11.94)	0:34.58 [4] (0:11.04)	0:23.54 [3] (0:11.25)	0:12.29 [5] (0:12.29)
Average Speed [km/h]	45.1	62.7	61.8	60.7	65.2	64.0	59.1
Top Speed [km/h]	61.0	63.8	63.9	63.0	67.1	66.6	62.0
Avg. Dist. to Rail [m]	1.2	3.2	2.7	1.2	1.5	3.9	5.1
Avg. Stride Freq. [Hz]	2.6	2.6	2.5	2.5	2.6	2.6	2.5
Avg. Stride Length [m]	5.5	6.7	6.8	6.7	7.0	6.8	6.6



- [ ] Ranking at each section and finish
- .-.- No data available at this section
- NA No data available



Horse/Jockey Name	Tour De Field
Final Rank	6
Fastest Section Time (Section)	0:08.37 (Overall)
Top Speed [km/h] (Section)	67.0 (400m)
Race State	Finished

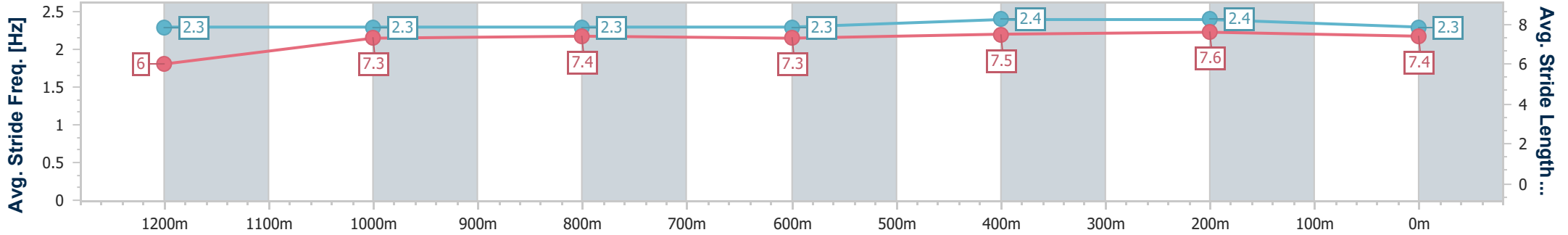
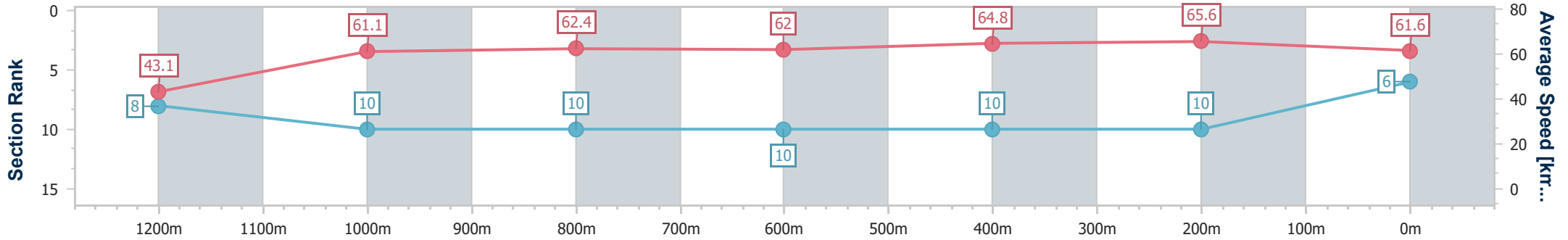


Rockhampton QLD Professional  
 Race 8: FRASERS LIVESTOCK TRANSPORT BENCHMARK 58  
 Handicap - 1300m  
 28 April 2024 - 16:58



Track Rating: Good 4, Weather: Fine, Rail Position: +2.5m

Section	Overall	1200m	1000m	800m	600m	400m	200m
Section Times	1:17.51 [6] (0:08.37)	1:09.14 [8] (0:11.83)	0:57.31 [10] (0:11.53)	0:45.78 [10] (0:11.86)	0:33.92 [10] (0:11.14)	0:22.78 [10] (0:10.99)	0:11.79 [10] (0:11.79)
Average Speed [km/h]	43.1	61.1	62.4	62.0	64.8	65.6	61.6
Top Speed [km/h]	58.7	62.4	63.6	63.2	66.7	67.0	64.0
Avg. Dist. to Rail [m]	8.9	0.9	0.3	2.5	4.9	5.6	5.6
Avg. Stride Freq. [Hz]	2.3	2.3	2.3	2.3	2.4	2.4	2.3
Avg. Stride Length [m]	6.0	7.3	7.4	7.3	7.5	7.6	7.4



- [ ] Ranking at each section and finish
- .-.- No data available at this section
- NA No data available



Horse/Jockey Name	Desert Moon
Final Rank	7
Fastest Section Time (Section)	0:08.05 (Overall)
Top Speed [km/h] (Section)	67.6 (600m)
Race State	Finished

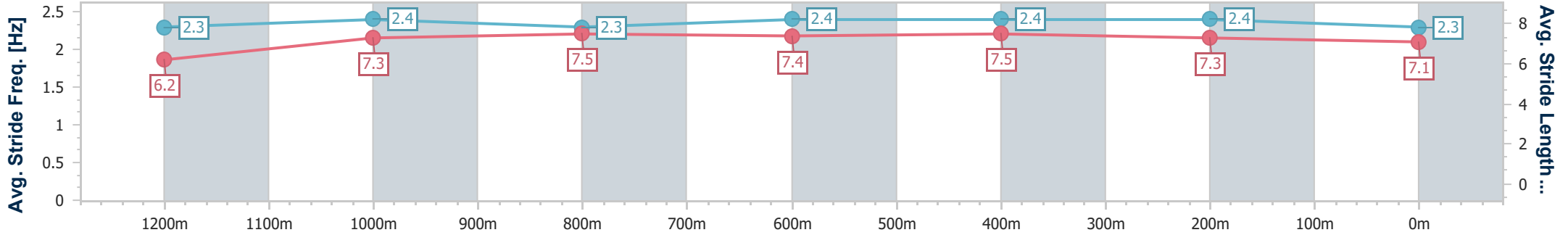
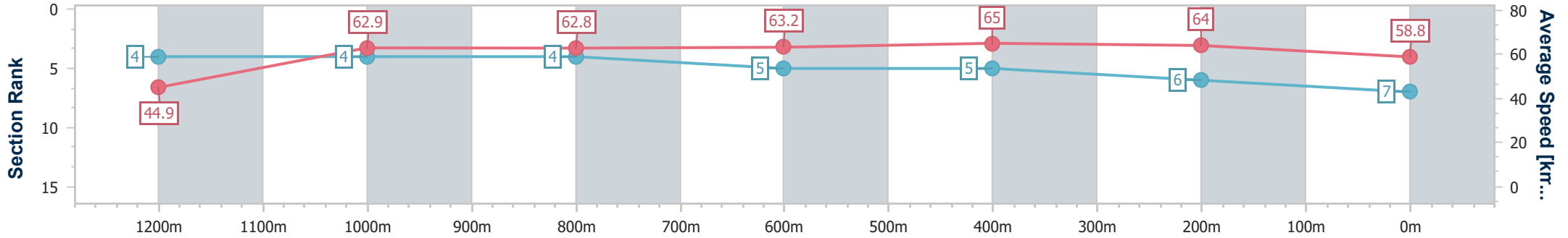


Rockhampton QLD Professional  
 Race 8: FRASERS LIVESTOCK TRANSPORT BENCHMARK 58  
 Handicap - 1300m  
 28 April 2024 - 16:58



Track Rating: Good 4, Weather: Fine, Rail Position: +2.5m

Section	Overall	1200m	1000m	800m	600m	400m	200m
Section Times	1:17.59 [7] (0:08.05)	1:09.54 [4] (0:11.46)	0:58.08 [4] (0:11.47)	0:46.61 [4] (0:11.91)	0:34.70 [5] (0:11.11)	0:23.59 [5] (0:11.23)	0:12.36 [6]
Average Speed [km/h]	44.9	62.9	62.8	63.2	65.0	64.0	58.8
Top Speed [km/h]	59.3	64.4	64.0	64.8	67.6	66.4	62.6
Avg. Dist. to Rail [m]	5.1	0.4	0.9	5.2	6.3	8.0	10.2
Avg. Stride Freq. [Hz]	2.3	2.4	2.3	2.4	2.4	2.4	2.3
Avg. Stride Length [m]	6.2	7.3	7.5	7.4	7.5	7.3	7.1



- [ ] Ranking at each section and finish
- .-.- No data available at this section
- NA No data available



Horse/Jockey Name	Spring Valley
Final Rank	8
Fastest Section Time (Section)	0:08.56 (Overall)
Top Speed [km/h] (Section)	69.0 (600m)
Race State	Finished

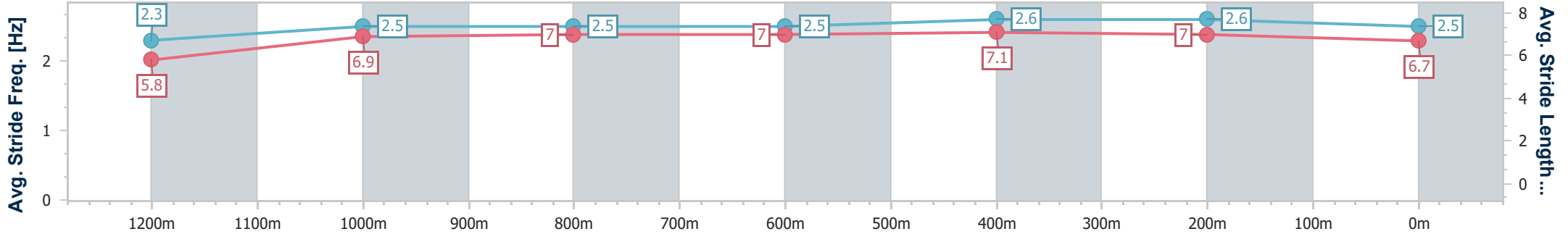
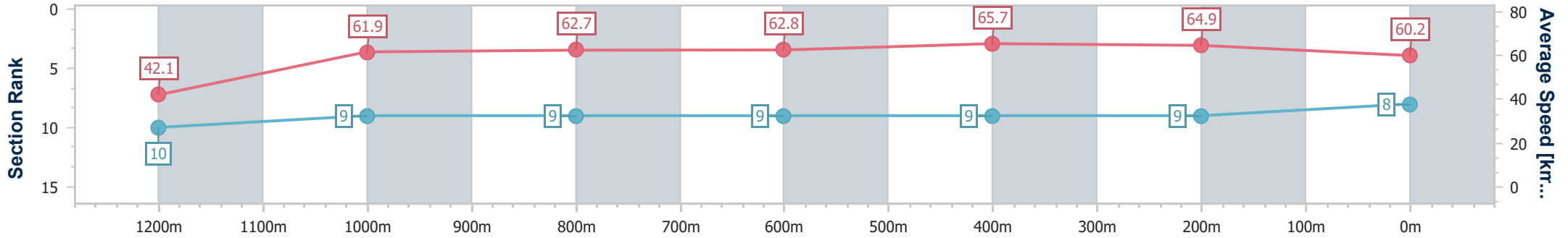


Rockhampton QLD Professional  
 Race 8: FRASERS LIVESTOCK TRANSPORT BENCHMARK 58  
 Handicap - 1300m  
 28 April 2024 - 16:58



Track Rating: Good 4, Weather: Fine, Rail Position: +2.5m

Section	Overall	1200m	1000m	800m	600m	400m	200m
Section Times	1:17.60 [8] (0:08.56)	1:09.04 [10] (0:11.64)	0:57.40 [9] (0:11.52)	0:45.88 [9] (0:11.71)	0:34.17 [9] (0:11.00)	0:23.17 [9] (0:11.08)	0:12.09 [9] (0:12.09)
Average Speed [km/h]	42.1	61.9	62.7	62.8	65.7	64.9	60.2
Top Speed [km/h]	58.3	63.8	64.0	64.2	69.0	67.8	63.5
Avg. Dist. to Rail [m]	7.8	0.6	0.7	2.4	7.0	6.7	7.9
Avg. Stride Freq. [Hz]	2.3	2.5	2.5	2.5	2.6	2.6	2.5
Avg. Stride Length [m]	5.8	6.9	7.0	7.0	7.1	7.0	6.7



- [ ] Ranking at each section and finish
- .-.- No data available at this section
- NA No data available



Horse/Jockey Name	Lynric Lass
Final Rank	9
Fastest Section Time (Section)	0:08.06 (Overall)
Top Speed [km/h] (Section)	65.4 (600m)
Race State	Finished

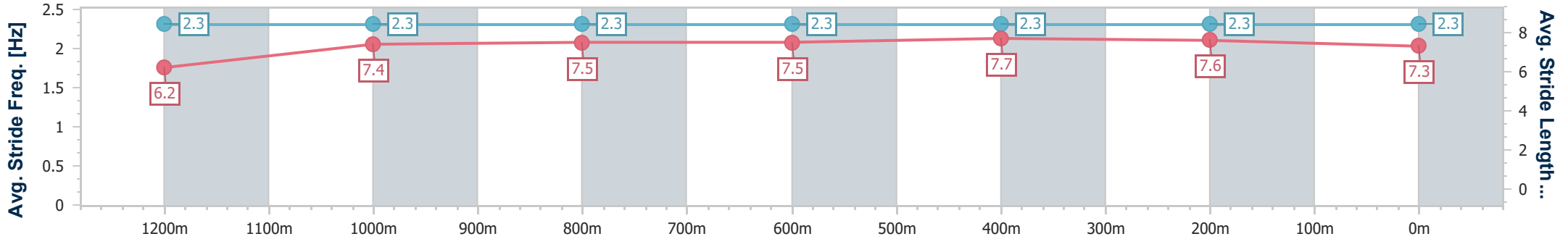
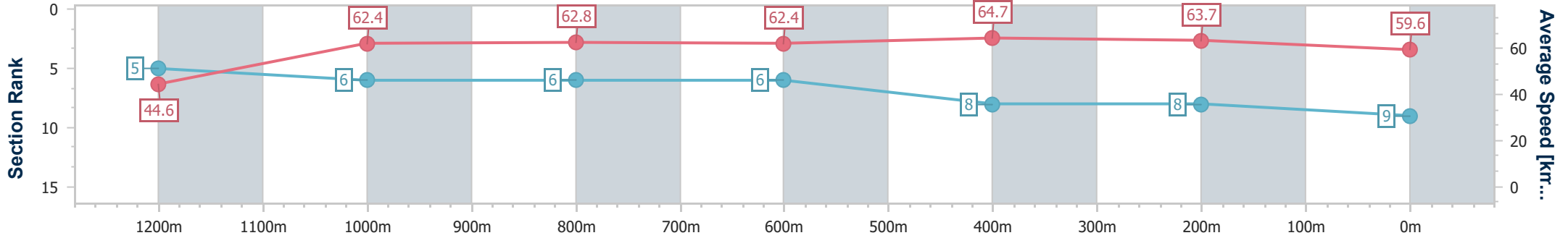


Rockhampton QLD Professional  
 Race 8: FRASERS LIVESTOCK TRANSPORT BENCHMARK 58  
 Handicap - 1300m  
 28 April 2024 - 16:58



Track Rating: Good 4, Weather: Fine, Rail Position: +2.5m

Section	Overall	1200m	1000m	800m	600m	400m	200m
Section Times	1:17.61 [9] (0:08.06)	1:09.55 [5] (0:11.55)	0:58.00 [6] (0:11.51)	0:46.49 [6] (0:11.85)	0:34.64 [6] (0:11.17)	0:23.47 [8] (0:11.31)	0:12.16 [8] (0:12.16)
Average Speed [km/h]	44.6	62.4	62.8	62.4	64.7	63.7	59.6
Top Speed [km/h]	60.1	63.5	63.7	63.4	65.4	65.3	62.2
Avg. Dist. to Rail [m]	4.4	0.3	0.7	3.4	5.1	5.6	6.6
Avg. Stride Freq. [Hz]	2.3	2.3	2.3	2.3	2.3	2.3	2.3
Avg. Stride Length [m]	6.2	7.4	7.5	7.5	7.7	7.6	7.3



- [ ] Ranking at each section and finish
- .-.- No data available at this section
- NA No data available



Horse/Jockey Name	Vancouver Queen
Final Rank	10
Fastest Section Time (Section)	0:07.77 (Overall)
Top Speed [km/h] (Section)	64.8 (1200m)
Race State	Finished

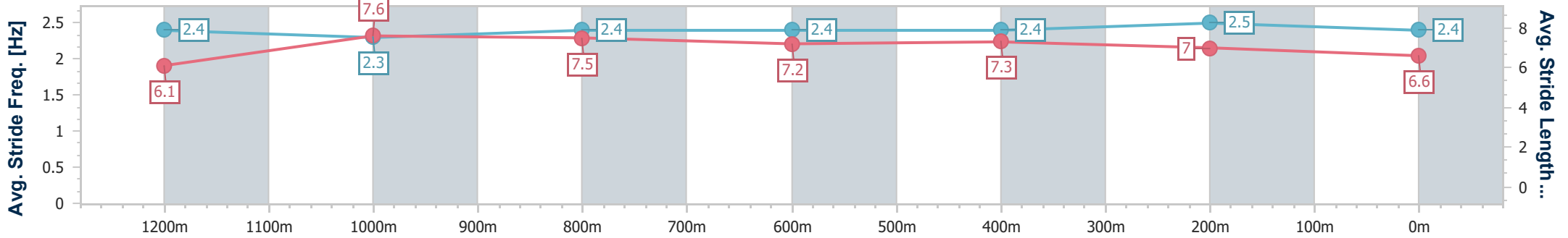
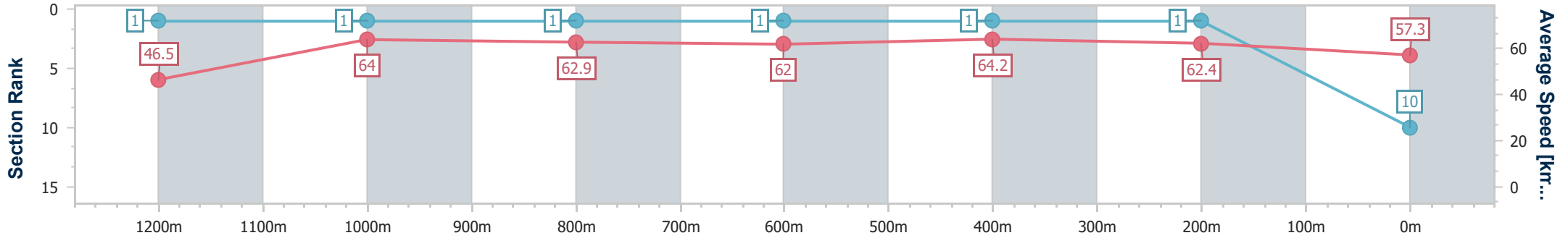


Rockhampton QLD Professional  
 Race 8: FRASERS LIVESTOCK TRANSPORT BENCHMARK 58  
 Handicap - 1300m  
 28 April 2024 - 16:58



Track Rating: Good 4, Weather: Fine, Rail Position: +2.5m

Section	Overall	1200m	1000m	800m	600m	400m	200m
Section Times	1:17.63 [10] (0:07.77)	1:09.86 [1] (0:11.26)	0:58.60 [1] (0:11.36)	0:47.24 [1] (0:11.83)	0:35.41 [1] (0:11.22)	0:24.19 [1] (0:11.53)	0:12.66 [1]
Average Speed [km/h]	46.5	64.0	62.9	62.0	64.2	62.4	57.3
Top Speed [km/h]	63.4	64.8	64.0	63.0	64.5	64.4	59.5
Avg. Dist. to Rail [m]	6.8	1.6	1.4	2.1	2.0	2.4	2.4
Avg. Stride Freq. [Hz]	2.4	2.3	2.4	2.4	2.4	2.5	2.4
Avg. Stride Length [m]	6.1	7.6	7.5	7.2	7.3	7.0	6.6



- [ ] Ranking at each section and finish
- .-.- No data available at this section
- NA No data available



Horse/Jockey Name	The Hairdresser
Final Rank	11
Fastest Section Time (Section)	0:08.70 (Overall)
Top Speed [km/h] (Section)	64.7 (600m)
Race State	Finished

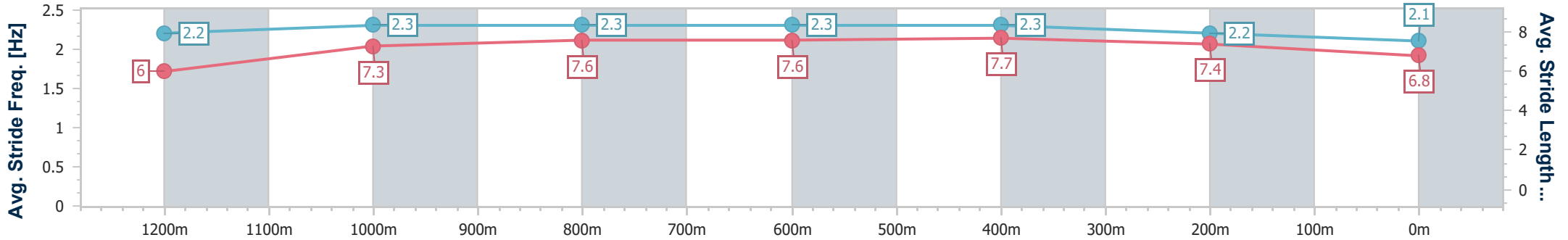
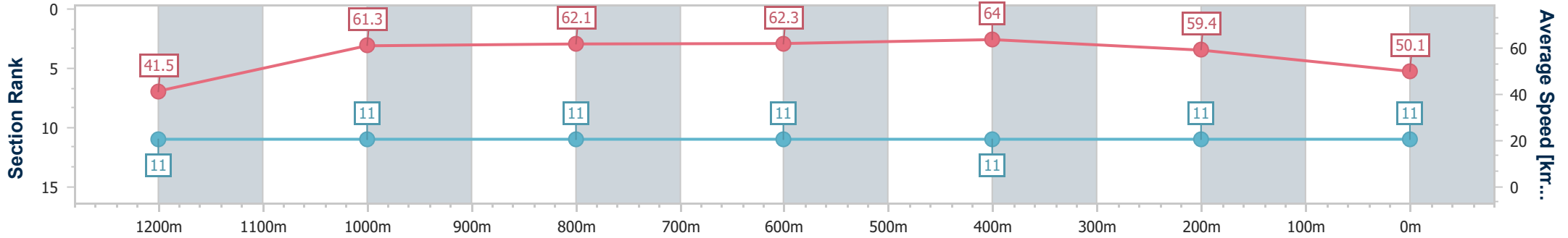


Rockhampton QLD Professional  
 Race 8: FRASERS LIVESTOCK TRANSPORT BENCHMARK 58  
 Handicap - 1300m  
 28 April 2024 - 16:58



Track Rating: Good 4, Weather: Fine, Rail Position: +2.5m

Section	Overall	1200m	1000m	800m	600m	400m	200m
Section Times	1:21.77 [11] (0:08.70)	1:13.07 [11] (0:11.76)	1:01.31 [11] (0:11.59)	0:49.72 [11] (0:11.83)	0:37.89 [11] (0:11.28)	0:26.61 [11] (0:12.11)	0:14.50 [11] (0:14.50)
Average Speed [km/h]	41.5	61.3	62.1	62.3	64.0	59.4	50.1
Top Speed [km/h]	57.5	62.4	63.0	63.5	64.7	64.4	54.9
Avg. Dist. to Rail [m]	9.7	0.9	0.7	2.9	3.9	3.1	4.3
Avg. Stride Freq. [Hz]	2.2	2.3	2.3	2.3	2.3	2.2	2.1
Avg. Stride Length [m]	6.0	7.3	7.6	7.6	7.7	7.4	6.8



- [ ] Ranking at each section and finish
- .-.- No data available at this section
- NA No data available