

Track Rating: Good 4, Weather: Fine, Rail Position: +2.5m

Section		Overall	1200m	1000m	800m	600m	400m	Last 600m				
Field Times		1:15.41 (0:07.46)	1:07.95 (0:11.14)	0:56.81 (0:11.00)	0:45.81 (0:11.39)	0:34.42 (0:10.86)	0:23.56 (0:11.21)	0:34.42				
Rank	TAB Horse/Jockey	Barrier	Top Speed [km/h]	Fastest Section	Distance Travelled [m]							
1	6 SIR WARWICK Michael Rodd	2	67.1 600m	0:07.46 Overall	1:15.41 [1] (0:07.46)	1:07.95 [1] (0:11.14)	0:56.81 [1] (0:11.00)	0:45.81 [1] (0:11.39)	0:34.42 [1] (0:10.86)	0:23.56 [1] (0:11.21)	0:34.42	
2	18 FINE SHOT Emily Lang	14	69.9 600m	0:08.23 Overall	1:15.67 [2] (0:08.23)	1:07.44 [9] (0:11.59)	0:55.85 [8] (0:11.19)	0:44.66 [9] (0:11.29)	0:33.37 [9] (0:10.61)	0:22.76 [7] (0:10.86)	0:33.37	+3
3	1 KANAZAWA Tommy Berry	6	67.9 600m	0:07.74 Overall	1:15.85 [3] (0:07.74)	1:08.11 [4] (0:11.42)	0:56.69 [4] (0:11.21)	0:45.48 [4] (0:11.29)	0:34.19 [4] (0:10.82)	0:23.37 [4] (0:11.12)	0:34.19	+0
4	13 HONKYTONK DIVA Justin Stanley	10	67.5 600m	0:07.71 Overall	1:16.05 [4] (0:07.71)	1:08.34 [3] (0:11.11)	0:57.23 [2] (0:11.21)	0:46.02 [2] (0:11.33)	0:34.69 [3] (0:10.89)	0:23.80 [3] (0:11.21)	0:34.69	+1
5	19 BOLD HUNTER Adam Spinks	1	67.5 600m	0:07.69 Overall	1:16.07 [5] (0:07.69)	1:08.38 [2] (0:11.23)	0:57.15 [3] (0:11.11)	0:46.04 [3] (0:11.24)	0:34.80 [2] (0:10.83)	0:23.97 [2] (0:11.36)	0:34.80	-1
6	8 O'MUDGEES Georgina Cartwright	4	67.7 600m	0:07.92 Overall	1:16.12 [6] (0:07.92)	1:08.20 [6] (0:11.43)	0:56.77 [6] (0:11.22)	0:45.55 [6] (0:11.27)	0:34.28 [6] (0:10.85)	0:23.43 [5] (0:11.17)	0:34.28	-1
7	7 BRAD Bailey Wheeler	5	68.8 600m	0:08.09 Overall	1:16.44 [7] (0:08.09)	1:08.35 [8] (0:11.43)	0:56.92 [7] (0:11.25)	0:45.67 [7] (0:11.41)	0:34.26 [7] (0:10.74)	0:23.52 [8] (0:11.08)	0:34.26	+2
8	15 SAVOURY Tyler Schiller	18	69.2 400m	0:08.36 Overall	1:16.58 [8] (0:08.36)	1:08.22 [10] (0:11.70)	0:56.52 [11] (0:11.21)	0:45.31 [10] (0:11.23)	0:34.08 [10] (0:10.74)	0:23.34 [10] (0:10.99)	0:34.08	+4
9	17 SUCH A WHIT Brooke Johnson	9	66.6 600m	0:08.60 Overall	1:16.75 [9] (0:08.60)	1:08.15 [11] (0:11.35)	0:56.80 [10] (0:11.06)	0:45.74 [8] (0:11.20)	0:34.54 [8] (0:11.00)	0:23.54 [9] (0:11.26)	0:34.54	-1
10	3 ISIS CARMELLA Vlad Duric	8	66.4 800m	0:07.79 Overall	1:17.01 [10] (0:07.79)	1:09.22 [5] (0:11.49)	0:57.73 [5] (0:11.15)	0:46.58 [5] (0:11.37)	0:35.21 [5] (0:11.04)	0:24.17 [6] (0:11.53)	0:35.21	+3

Scratched: Hollywood North (#5), Our Magnus (#9), Shamedy (#16), Hard Reyva (#4), Courtesy Bus (#10), Doubting Eye (#11), Tiger Legend (#2), Media Empire (#14)



# Rockhampton QLD Professional

## Race 6: PARADISE LAGOONS 2024 THE FITZROY OPEN - 1300m

28 April 2024 - 15:44



Track Rating: Good 4, Weather: Fine, Rail Position: +2.5m

Section	Overall	1200m	1000m	800m	600m	400m	Last 600m
Field Times	1:15.41 (0:07.46)	1:07.95 (0:11.14)	0:56.81 (0:11.00)	0:45.81 (0:11.39)	0:34.42 (0:10.86)	0:23.56 (0:11.21)	0:34.42

Rank	TAB	Horse/Jockey	Barrier	Top Speed [km/h]	Fastest Section	Overall	1200m	1000m	800m	600m	400m	Last 600m	Distance Travelled [m]
11	12	EXETER	16	66.8	0:07.99	1:17.33 [11]	1:09.34 [7]	0:57.38 [9]	0:45.94 [11]	0:34.58 [11]	0:23.61 [11]	0:34.58	+4
		Tahlia Fenlon		600m	Overall	(0:07.99)	(0:11.96)	(0:11.44)	(0:11.36)	(0:10.97)	(0:11.14)		

Scratched: Hollywood North (#5), Our Magnus (#9), Shamedy (#16), Hard Reyva (#4), Courtesy Bus (#10), Doubting Eye (#11), Tiger Legend (#2), Media Empire (#14)

[ ] Ranking at each section and finish  
 -:-:- No data available at this section  
 NA No data available

SCN Saddle cloth number  
 DNF Did not finish  
 DNT Did not track



# Rockhampton QLD Professional

## Race 6: PARADISE LAGOONS 2024 THE FITZROY OPEN - 1300m

28 April 2024 - 15:44



Track Rating: Good 4, Weather: Fine, Rail Position: +2.5m

Section				200m				Last 600m	
Field Times				0:12.35 (0:12.35)				0:34.42	
Rank	TAB	Horse/Jockey	Barrier	Top Speed [km/h]	Fastest Section	Margin			Distance Travelled [m]
1	6	SIR WARWICK Michael Rodd	2	67.1 600m	0:07.46 Overall	0:12.35 [1] (0:12.35)	1:15.41		0:34.42
2	18	FINE SHOT Emily Lang	14	69.9 600m	0:08.23 Overall	0:11.90 [5] (0:11.90)	1.5L		0:33.37 +3
3	1	KANAZAWA Tommy Berry	6	67.9 600m	0:07.74 Overall	0:12.25 [4] (0:12.25)	2.57L		0:34.19 +0
4	13	HONKYTONK DIVA Justin Stanley	10	67.5 600m	0:07.71 Overall	0:12.59 [2] (0:12.59)	3.76L		0:34.69 +1
5	19	BOLD HUNTER Adam Spinks	1	67.5 600m	0:07.69 Overall	0:12.61 [2] (0:12.61)	3.87L		0:34.80 -1
6	8	O'MUDGEES Georgina Cartwright	4	67.7 600m	0:07.92 Overall	0:12.26 [6] (0:12.26)	4.14L		0:34.28 -1
7	7	BRAD Bailey Wheeler	5	68.8 600m	0:08.09 Overall	0:12.44 [7] (0:12.44)	6.07L		0:34.26 +2
8	15	SAVOURY Tyler Schiller	18	69.2 400m	0:08.36 Overall	0:12.35 [8] (0:12.35)	6.84L		0:34.08 +4
9	17	SUCH A WHIT Brooke Johnson	9	66.6 600m	0:08.60 Overall	0:12.28 [10] (0:12.28)	7.9L		0:34.54 -1
10	3	ISIS CARMELLA Vlad Duric	8	66.4 800m	0:07.79 Overall	0:12.64 [9] (0:12.64)	9.38L		0:35.21 +3

Scratched: Hollywood North (#5), Our Magnus (#9), Shamedy (#16), Hard Reyva (#4), Courtesy Bus (#10), Doubting Eye (#11), Tiger Legend (#2), Media Empire (#14)

[ ] Ranking at each section and finish  
 -:-:- No data available at this section  
 NA No data available

SCN Saddle cloth number  
 DNF Did not finish  
 DNT Did not track



# Rockhampton QLD Professional

## Race 6: PARADISE LAGOONS 2024 THE FITZROY OPEN - 1300m

28 April 2024 - 15:44



Track Rating: Good 4, Weather: Fine, Rail Position: +2.5m

Section		200m		Last 600m		
Field Times		0:12.35 (0:12.35)		0:34.42		
Rank	TAB Horse/Jockey	Barrier	Top Speed [km/h]	Fastest Section	Margin	Distance Travelled [m]
11	12 EXETER	16	66.8	0:07.99	0:12.47 [11]	11.27L
	Tahlia Fenlon		600m	Overall	(0:12.47)	
						0:34.58 +4

Scratched: Hollywood North (#5), Our Magnus (#9), Shamedy (#16), Hard Reyva (#4), Courtesy Bus (#10), Doubting Eye (#11), Tiger Legend (#2), Media Empire (#14)

[ ] Ranking at each section and finish  
 -:-:- No data available at this section  
 NA No data available

SCN Saddle cloth number  
 DNF Did not finish  
 DNT Did not track



Horse/Jockey Name	Sir Warwick
Final Rank	1
Fastest Section Time (Section)	0:07.46 (Overall)
Top Speed [km/h] (Section)	67.1 (600m)
Race State	Finished



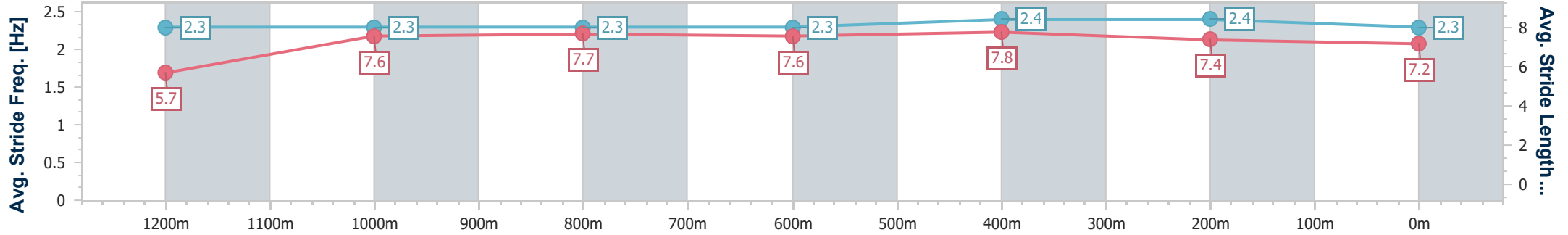
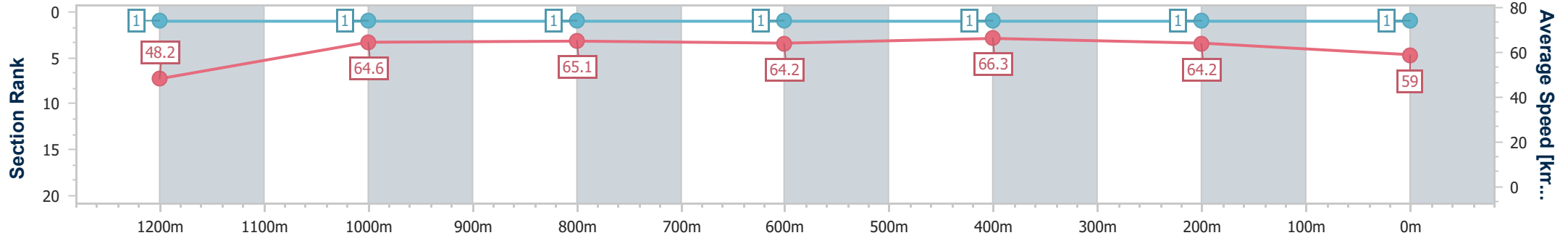
Rockhampton QLD Professional  
Race 6: PARADISE LAGOONS 2024 THE FITZROY OPEN - 1300m

28 April 2024 - 15:44

Track Rating: Good 4, Weather: Fine, Rail Position: +2.5m



Section	Overall	1200m	1000m	800m	600m	400m	200m
Section Times	1:15.41 [1] (0:07.46)	1:07.95 [1] (0:11.14)	0:56.81 [1] (0:11.00)	0:45.81 [1] (0:11.39)	0:34.42 [1] (0:10.86)	0:23.56 [1] (0:11.21)	0:12.35 [1] (0:12.35)
Average Speed [km/h]	48.2	64.6	65.1	64.2	66.3	64.2	59.0
Top Speed [km/h]	62.6	65.7	66.0	65.3	67.1	66.2	63.0
Avg. Dist. to Rail [m]	4.1	1.0	1.4	2.1	2.3	1.1	1.9
Avg. Stride Freq. [Hz]	2.3	2.3	2.3	2.3	2.4	2.4	2.3
Avg. Stride Length [m]	5.7	7.6	7.7	7.6	7.8	7.4	7.2



- [ ] Ranking at each section and finish
- .-.- No data available at this section
- NA No data available



Horse/Jockey Name	Fine Shot
Final Rank	2
Fastest Section Time (Section)	0:08.23 (Overall)
Top Speed [km/h] (Section)	69.9 (600m)
Race State	Finished



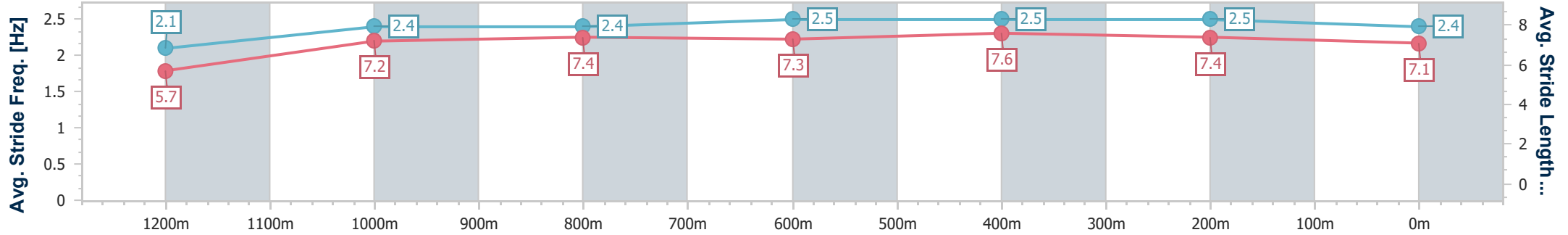
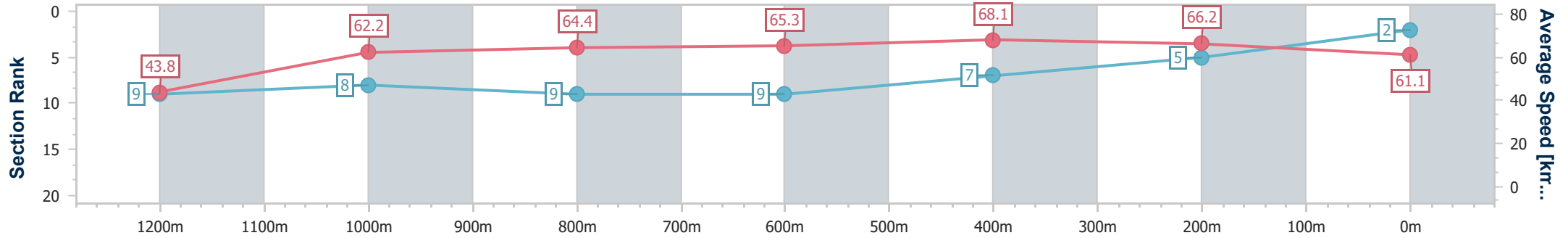
Rockhampton QLD Professional  
Race 6: PARADISE LAGOONS 2024 THE FITZROY OPEN - 1300m

28 April 2024 - 15:44

Track Rating: Good 4, Weather: Fine, Rail Position: +2.5m



Section	Overall	1200m	1000m	800m	600m	400m	200m
Section Times	1:15.67 [2] (0:08.23)	1:07.44 [9] (0:11.59)	0:55.85 [8] (0:11.19)	0:44.66 [9] (0:11.29)	0:33.37 [9] (0:10.61)	0:22.76 [7] (0:10.86)	0:11.90 [5] (0:11.90)
Average Speed [km/h]	43.8	62.2	64.4	65.3	68.1	66.2	61.1
Top Speed [km/h]	61.6	63.3	66.5	67.3	69.9	68.6	63.2
Avg. Dist. to Rail [m]	8.3	0.7	0.2	2.8	5.2	5.8	8.0
Avg. Stride Freq. [Hz]	2.1	2.4	2.4	2.5	2.5	2.5	2.4
Avg. Stride Length [m]	5.7	7.2	7.4	7.3	7.6	7.4	7.1



- [ ] Ranking at each section and finish
- .-.- No data available at this section
- NA No data available



Horse/Jockey Name	Kanazawa
Final Rank	3
Fastest Section Time (Section)	0:07.74 (Overall)
Top Speed [km/h] (Section)	67.9 (600m)
Race State	Finished



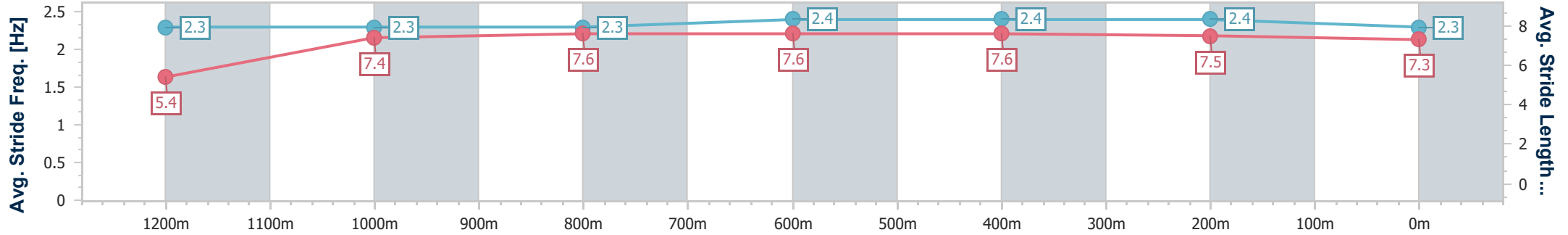
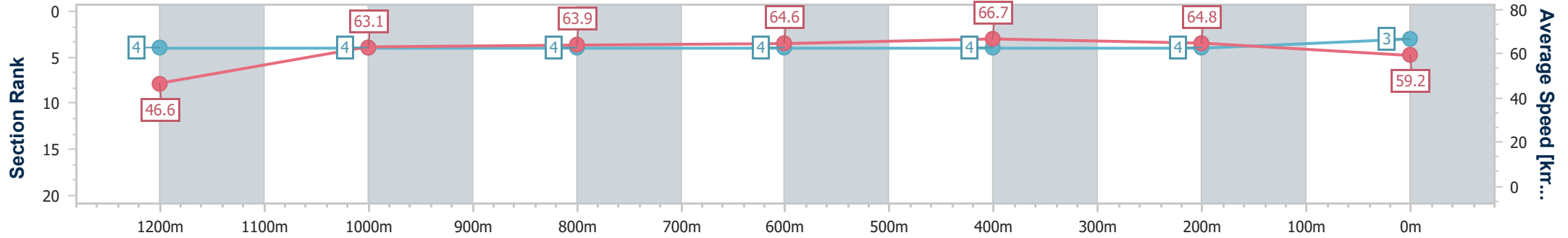
Rockhampton QLD Professional  
Race 6: PARADISE LAGOONS 2024 THE FITZROY OPEN - 1300m

28 April 2024 - 15:44

Track Rating: Good 4, Weather: Fine, Rail Position: +2.5m



Section	Overall	1200m	1000m	800m	600m	400m	200m
Section Times	1:15.85 [3] (0:07.74)	1:08.11 [4] (0:11.42)	0:56.69 [4] (0:11.21)	0:45.48 [4] (0:11.29)	0:34.19 [4] (0:10.82)	0:23.37 [4] (0:11.12)	0:12.25 [4] (0:12.25)
Average Speed [km/h]	46.6	63.1	63.9	64.6	66.7	64.8	59.2
Top Speed [km/h]	63.0	64.2	64.4	65.6	67.9	66.6	63.7
Avg. Dist. to Rail [m]	6.1	0.5	0.6	1.7	5.2	5.5	5.4
Avg. Stride Freq. [Hz]	2.3	2.3	2.3	2.4	2.4	2.4	2.3
Avg. Stride Length [m]	5.4	7.4	7.6	7.6	7.6	7.5	7.3



- [ ] Ranking at each section and finish
- .-.- No data available at this section
- NA No data available



Horse/Jockey Name	Honkytonk Diva
Final Rank	4
Fastest Section Time (Section)	0:07.71 (Overall)
Top Speed [km/h] (Section)	67.5 (600m)
Race State	Finished



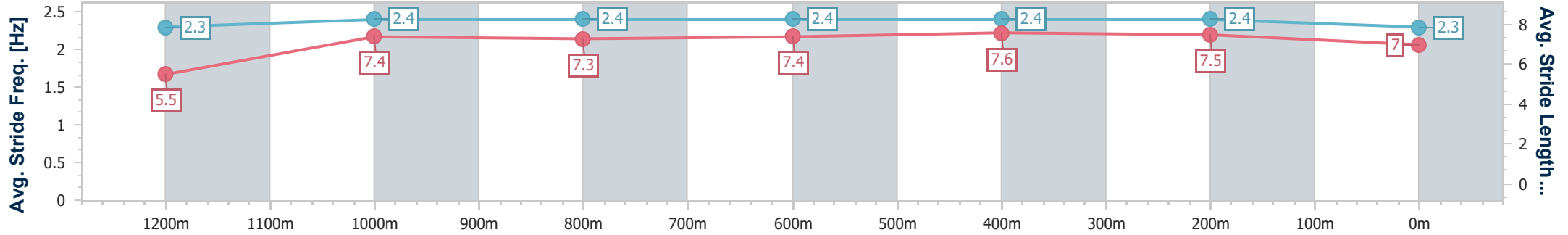
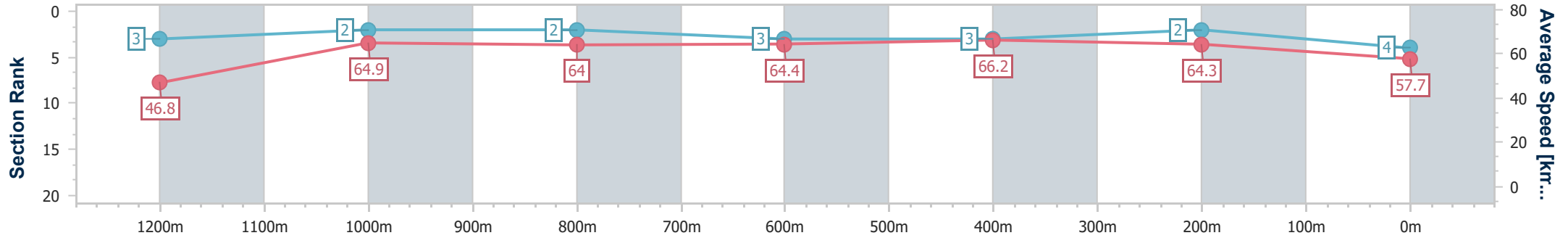
Rockhampton QLD Professional  
Race 6: PARADISE LAGOONS 2024 THE FITZROY OPEN - 1300m

28 April 2024 - 15:44

Track Rating: Good 4, Weather: Fine, Rail Position: +2.5m



Section	Overall	1200m	1000m	800m	600m	400m	200m
Section Times	1:16.05 [4] (0:07.71)	1:08.34 [3] (0:11.11)	0:57.23 [2] (0:11.21)	0:46.02 [2] (0:11.33)	0:34.69 [3] (0:10.89)	0:23.80 [3] (0:11.21)	0:12.59 [2] (0:12.59)
Average Speed [km/h]	46.8	64.9	64.0	64.4	66.2	64.3	57.7
Top Speed [km/h]	64.6	67.0	65.1	65.5	67.5	66.6	61.7
Avg. Dist. to Rail [m]	8.9	1.1	0.6	1.7	3.5	4.2	3.2
Avg. Stride Freq. [Hz]	2.3	2.4	2.4	2.4	2.4	2.4	2.3
Avg. Stride Length [m]	5.5	7.4	7.3	7.4	7.6	7.5	7.0



- [ ] Ranking at each section and finish
- .-.- No data available at this section
- NA No data available





Horse/Jockey Name	Bold Hunter
Final Rank	5
Fastest Section Time (Section)	0:07.69 (Overall)
Top Speed [km/h] (Section)	67.5 (600m)
Race State	Finished



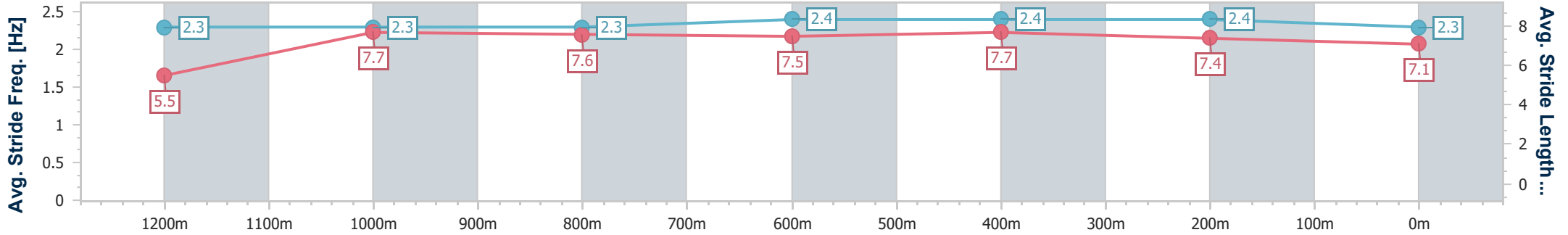
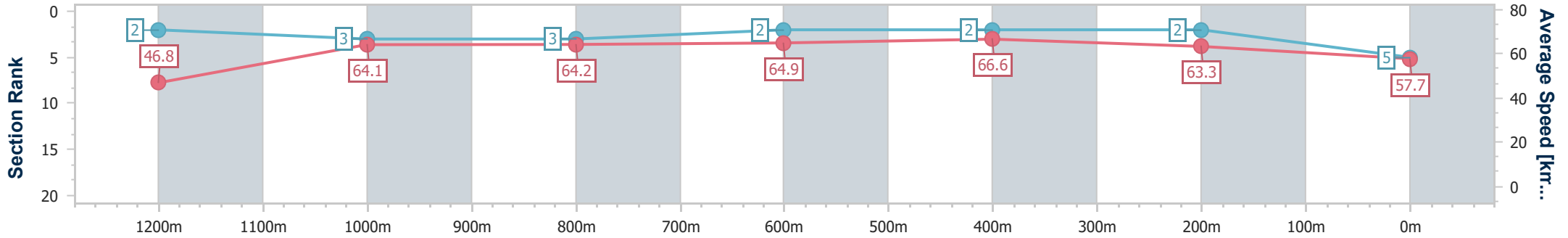
Rockhampton QLD Professional  
Race 6: PARADISE LAGOONS 2024 THE FITZROY OPEN - 1300m

28 April 2024 - 15:44

Track Rating: Good 4, Weather: Fine, Rail Position: +2.5m



Section	Overall	1200m	1000m	800m	600m	400m	200m
Section Times	1:16.07 [5] (0:07.69)	1:08.38 [2] (0:11.23)	0:57.15 [3] (0:11.11)	0:46.04 [3] (0:11.24)	0:34.80 [2] (0:10.83)	0:23.97 [2] (0:11.36)	0:12.61 [2] (0:12.61)
Average Speed [km/h]	46.8	64.1	64.2	64.9	66.6	63.3	57.7
Top Speed [km/h]	63.6	64.6	64.8	65.8	67.5	66.7	60.7
Avg. Dist. to Rail [m]	2.3	1.3	1.4	1.7	3.4	2.8	1.8
Avg. Stride Freq. [Hz]	2.3	2.3	2.3	2.4	2.4	2.4	2.3
Avg. Stride Length [m]	5.5	7.7	7.6	7.5	7.7	7.4	7.1



- [ ] Ranking at each section and finish
- .-.- No data available at this section
- NA No data available



Horse/Jockey Name	O'mudgee
Final Rank	6
Fastest Section Time (Section)	0:07.92 (Overall)
Top Speed [km/h] (Section)	67.7 (600m)
Race State	Finished



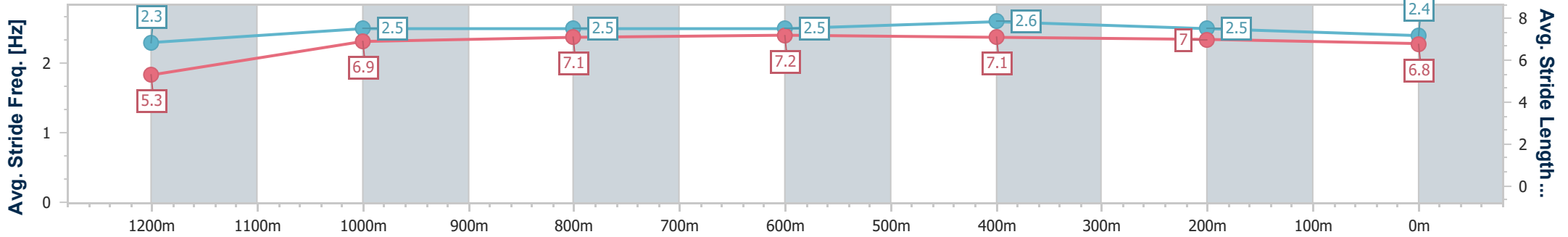
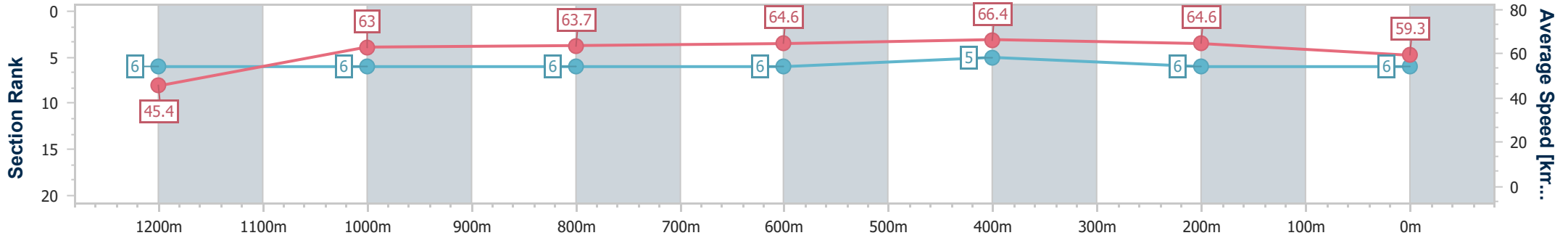
Rockhampton QLD Professional  
Race 6: PARADISE LAGOONS 2024 THE FITZROY OPEN - 1300m

28 April 2024 - 15:44

Track Rating: Good 4, Weather: Fine, Rail Position: +2.5m



Section	Overall	1200m	1000m	800m	600m	400m	200m
Section Times	1:16.12 [6] (0:07.92)	1:08.20 [6] (0:11.43)	0:56.77 [6] (0:11.22)	0:45.55 [6] (0:11.27)	0:34.28 [6] (0:10.85)	0:23.43 [5] (0:11.17)	0:12.26 [6] (0:12.26)
Average Speed [km/h]	45.4	63.0	63.7	64.6	66.4	64.6	59.3
Top Speed [km/h]	62.1	63.6	64.3	65.4	67.7	66.7	62.3
Avg. Dist. to Rail [m]	3.8	0.9	1.1	1.5	5.5	7.4	8.1
Avg. Stride Freq. [Hz]	2.3	2.5	2.5	2.5	2.6	2.5	2.4
Avg. Stride Length [m]	5.3	6.9	7.1	7.2	7.1	7.0	6.8



- [ ] Ranking at each section and finish
- .-.- No data available at this section
- NA No data available



Horse/Jockey Name	Brad
Final Rank	7
Fastest Section Time (Section)	0:08.09 (Overall)
Top Speed [km/h] (Section)	68.8 (600m)
Race State	Finished



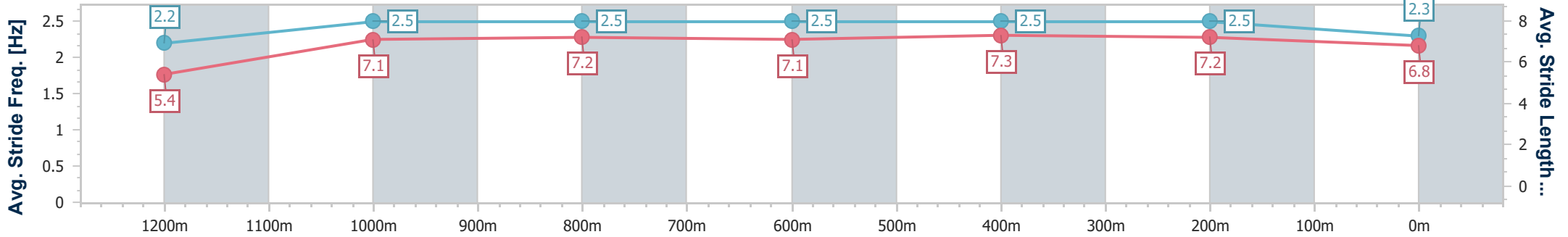
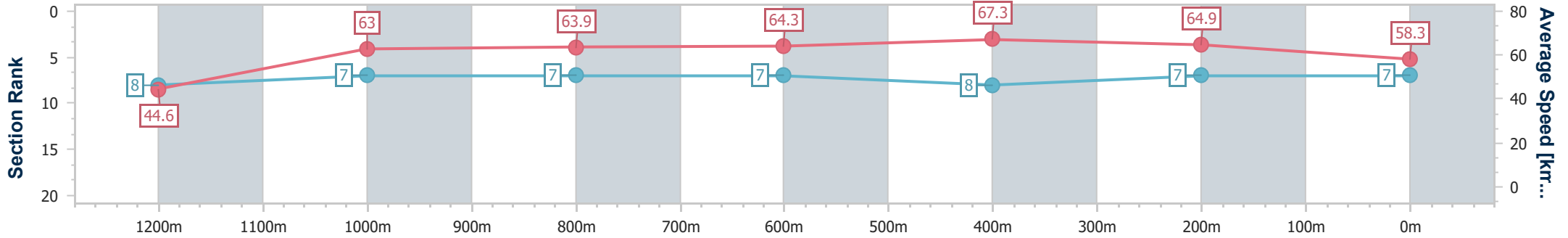
Rockhampton QLD Professional  
Race 6: PARADISE LAGOONS 2024 THE FITZROY OPEN - 1300m

28 April 2024 - 15:44

Track Rating: Good 4, Weather: Fine, Rail Position: +2.5m



Section	Overall	1200m	1000m	800m	600m	400m	200m
Section Times	1:16.44 [7] (0:08.09)	1:08.35 [8] (0:11.43)	0:56.92 [7] (0:11.25)	0:45.67 [7] (0:11.41)	0:34.26 [7] (0:10.74)	0:23.52 [8] (0:11.08)	0:12.44 [7] (0:12.44)
Average Speed [km/h]	44.6	63.0	63.9	64.3	67.3	64.9	58.3
Top Speed [km/h]	60.7	64.0	64.5	65.2	68.8	66.8	62.2
Avg. Dist. to Rail [m]	5.4	0.6	0.3	2.3	4.2	3.0	2.9
Avg. Stride Freq. [Hz]	2.2	2.5	2.5	2.5	2.5	2.5	2.3
Avg. Stride Length [m]	5.4	7.1	7.2	7.1	7.3	7.2	6.8



- [ ] Ranking at each section and finish
- .-.- No data available at this section
- NA No data available



Horse/Jockey Name	Savoury
Final Rank	8
Fastest Section Time (Section)	0:08.36 (Overall)
Top Speed [km/h] (Section)	69.2 (400m)
Race State	Finished



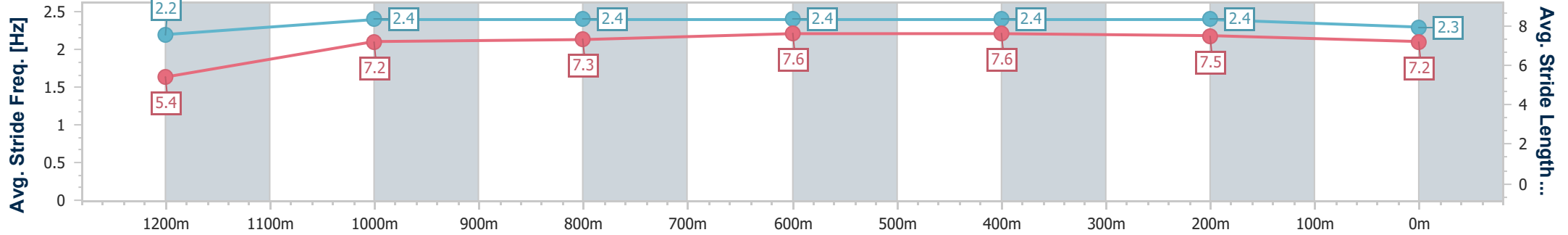
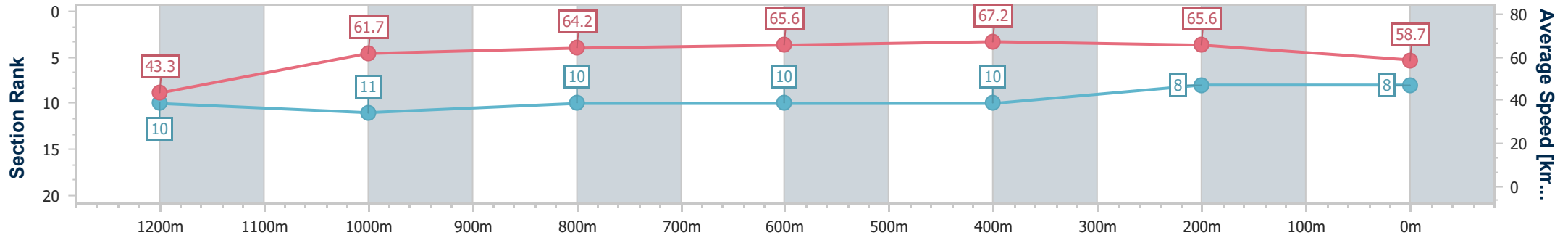
Rockhampton QLD Professional  
Race 6: PARADISE LAGOONS 2024 THE FITZROY OPEN - 1300m

28 April 2024 - 15:44

Track Rating: Good 4, Weather: Fine, Rail Position: +2.5m



Section	Overall	1200m	1000m	800m	600m	400m	200m
Section Times	1:16.58 [8] (0:08.36)	1:08.22 [10] (0:11.70)	0:56.52 [11] (0:11.21)	0:45.31 [10] (0:11.23)	0:34.08 [10] (0:10.74)	0:23.34 [10] (0:10.99)	0:12.35 [8] (0:12.35)
Average Speed [km/h]	43.3	61.7	64.2	65.6	67.2	65.6	58.7
Top Speed [km/h]	59.9	63.6	65.9	67.0	68.9	69.2	62.4
Avg. Dist. to Rail [m]	10.9	1.0	0.4	2.8	5.7	6.7	5.3
Avg. Stride Freq. [Hz]	2.2	2.4	2.4	2.4	2.4	2.4	2.3
Avg. Stride Length [m]	5.4	7.2	7.3	7.6	7.6	7.5	7.2



- [ ] Ranking at each section and finish
- .-.- No data available at this section
- NA No data available



Horse/Jockey Name	Such A Whit
Final Rank	9
Fastest Section Time (Section)	0:08.60 (Overall)
Top Speed [km/h] (Section)	66.6 (600m)
Race State	Finished



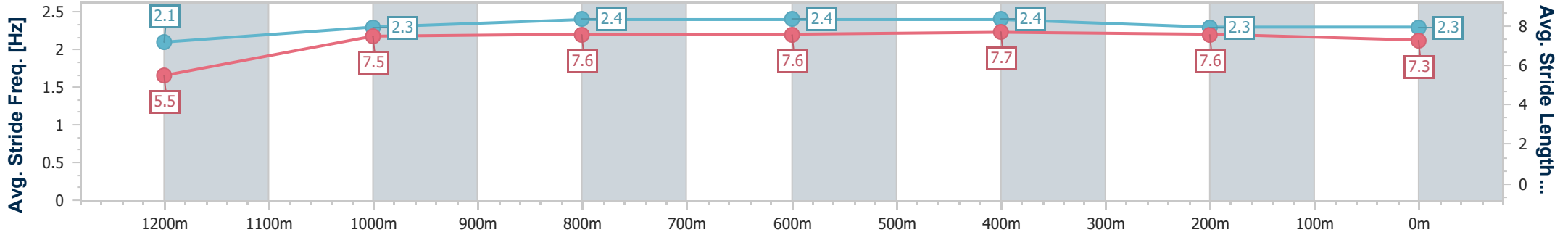
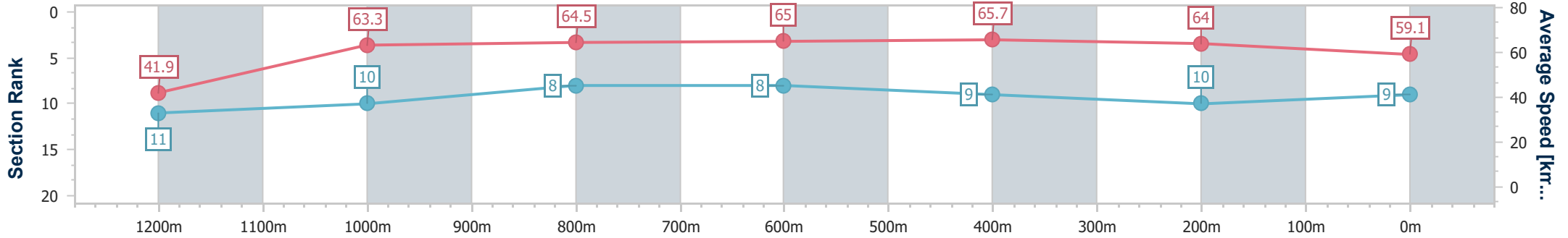
Rockhampton QLD Professional  
Race 6: PARADISE LAGOONS 2024 THE FITZROY OPEN - 1300m

28 April 2024 - 15:44

Track Rating: Good 4, Weather: Fine, Rail Position: +2.5m



Section	Overall	1200m	1000m	800m	600m	400m	200m
Section Times	1:16.75 [9] (0:08.60)	1:08.15 [11] (0:11.35)	0:56.80 [10] (0:11.06)	0:45.74 [8] (0:11.20)	0:34.54 [8] (0:11.00)	0:23.54 [9] (0:11.26)	0:12.28 [10] (0:12.28)
Average Speed [km/h]	41.9	63.3	64.5	65.0	65.7	64.0	59.1
Top Speed [km/h]	60.1	64.7	65.8	66.0	66.6	65.5	61.7
Avg. Dist. to Rail [m]	6.0	1.5	1.6	1.6	4.6	5.2	5.9
Avg. Stride Freq. [Hz]	2.1	2.3	2.4	2.4	2.4	2.3	2.3
Avg. Stride Length [m]	5.5	7.5	7.6	7.6	7.7	7.6	7.3



- [ ] Ranking at each section and finish
- .-.- No data available at this section
- NA No data available



Horse/Jockey Name	Isis Carmella
Final Rank	10
Fastest Section Time (Section)	0:07.79 (Overall)
Top Speed [km/h] (Section)	66.4 (800m)
Race State	Finished



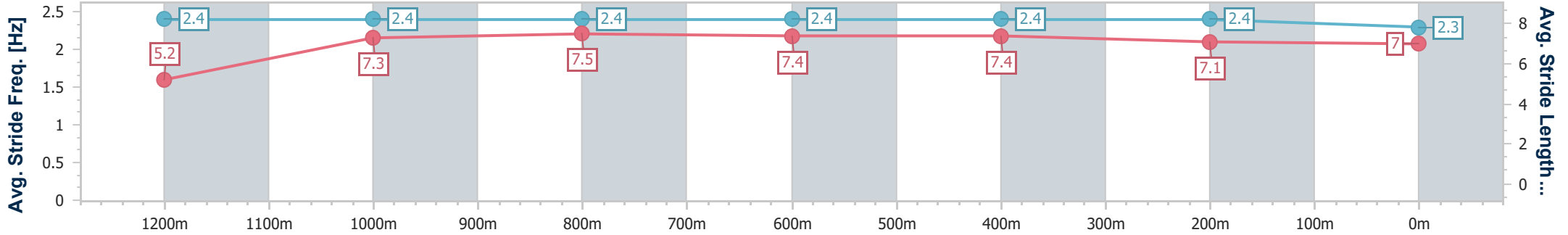
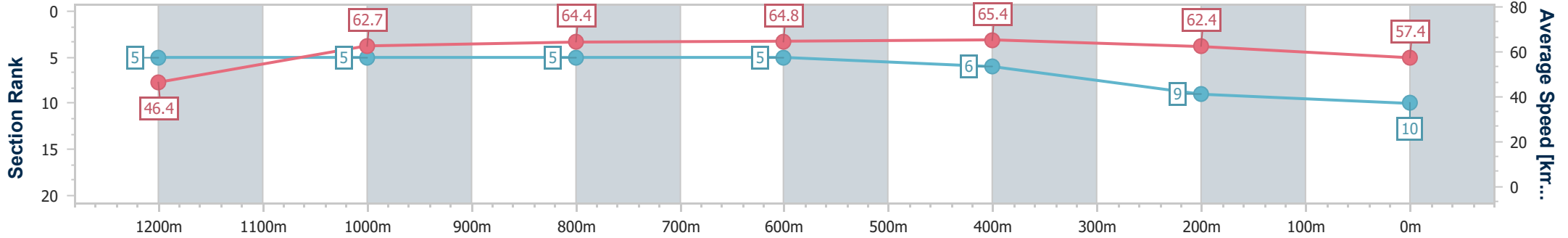
Rockhampton QLD Professional  
Race 6: PARADISE LAGOONS 2024 THE FITZROY OPEN - 1300m

28 April 2024 - 15:44

Track Rating: Good 4, Weather: Fine, Rail Position: +2.5m



Section	Overall	1200m	1000m	800m	600m	400m	200m
Section Times	1:17.01 [10] (0:07.79)	1:09.22 [5] (0:11.49)	0:57.73 [5] (0:11.15)	0:46.58 [5] (0:11.37)	0:35.21 [5] (0:11.04)	0:24.17 [6] (0:11.53)	0:12.64 [9] (0:12.64)
Average Speed [km/h]	46.4	62.7	64.4	64.8	65.4	62.4	57.4
Top Speed [km/h]	63.4	63.5	65.4	66.4	66.4	64.6	60.8
Avg. Dist. to Rail [m]	6.9	0.6	0.5	2.6	6.6	8.9	8.6
Avg. Stride Freq. [Hz]	2.4	2.4	2.4	2.4	2.4	2.4	2.3
Avg. Stride Length [m]	5.2	7.3	7.5	7.4	7.4	7.1	7.0



- [ ] Ranking at each section and finish
- .-.- No data available at this section
- NA No data available



Horse/Jockey Name	Exeter
Final Rank	11
Fastest Section Time (Section)	0:07.99 (Overall)
Top Speed [km/h] (Section)	66.8 (600m)
Race State	Finished



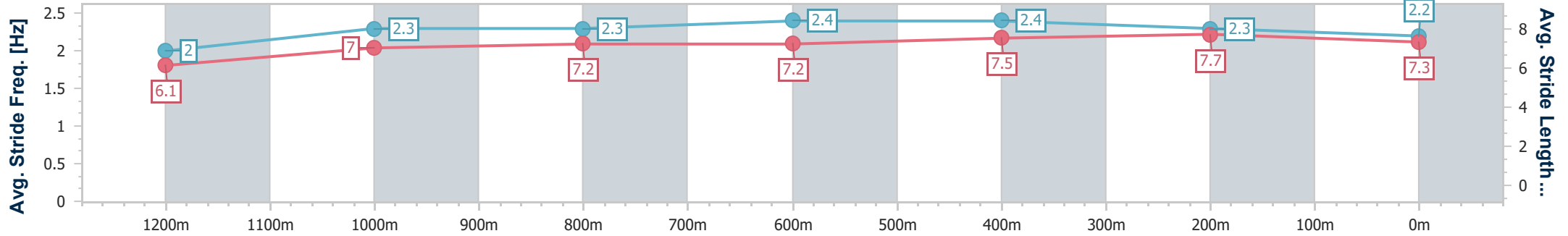
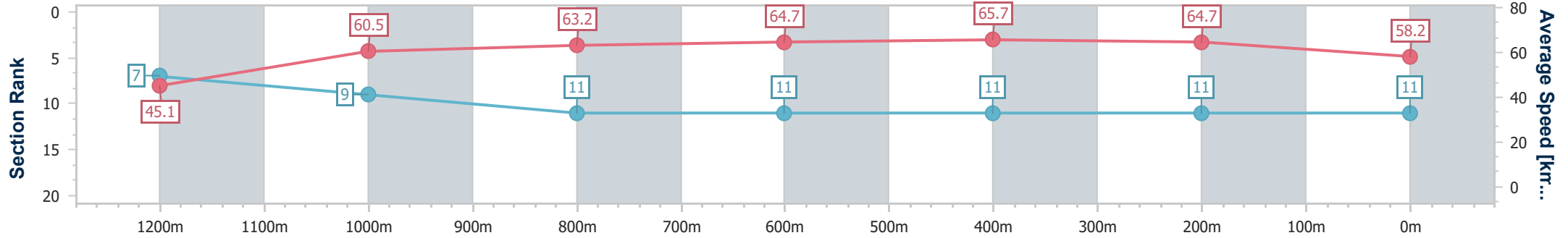
Rockhampton QLD Professional  
Race 6: PARADISE LAGOONS 2024 THE FITZROY OPEN - 1300m

28 April 2024 - 15:44

Track Rating: Good 4, Weather: Fine, Rail Position: +2.5m



Section	Overall	1200m	1000m	800m	600m	400m	200m
Section Times	1:17.33 [11] (0:07.99)	1:09.34 [7] (0:11.96)	0:57.38 [9] (0:11.44)	0:45.94 [11] (0:11.36)	0:34.58 [11] (0:10.97)	0:23.61 [11] (0:11.14)	0:12.47 [11] (0:12.47)
Average Speed [km/h]	45.1	60.5	63.2	64.7	65.7	64.7	58.2
Top Speed [km/h]	59.0	61.5	65.3	65.4	66.8	66.2	62.7
Avg. Dist. to Rail [m]	10.0	2.8	1.2	2.3	3.9	6.7	8.7
Avg. Stride Freq. [Hz]	2.0	2.3	2.3	2.4	2.4	2.3	2.2
Avg. Stride Length [m]	6.1	7.0	7.2	7.2	7.5	7.7	7.3



- [ ] Ranking at each section and finish
- .-.- No data available at this section
- NA No data available