



Rockhampton QLD Professional

Race 4: CLARK RUBBER BENCHMARK 70 Handicap - 1100m

28 April 2024 - 14:31



Track Rating: Good 4, Weather: Fine, Rail Position: +2.5m

Section		Overall										Last 600m	
Field Times		1:02.58										0:33.38	
		(0:07.40)											
		1000m											
		0:55.18											
		(0:10.68)											
		800m											
		0:44.50											
		(0:11.12)											
		600m											
		0:33.38											
		(0:10.77)											
		400m											
		0:22.61											
		(0:10.92)											
		200m											
		0:11.69											
		(0:11.69)											
Rank	TAB	Horse/Jockey	Barrier	Top Speed [km/h]	Fastest Section	Overall	1000m	800m	600m	400m	200m	Margin	Distance Travelled [m]
1	6	DIVINE OKAY Robbie Dolan	5	68.4 600m	0:07.61 Overall	1:02.58 [1] (0:07.61)	0:54.97 [4] (0:11.14)	0:43.83 [6] (0:11.10)	0:32.73 [7] (0:10.71)	0:22.02 [8] (0:10.71)	0:11.31 [6] (0:11.31)	1:02.58 0:32.73	
2	10	BARNEY RABBLE Bailey Wheeler	6	68.5 600m	0:07.40 Overall	1:02.93 [2] (0:07.40)	0:55.53 [1] (0:10.68)	0:44.85 [1] (0:11.12)	0:33.73 [1] (0:10.77)	0:22.96 [1] (0:10.92)	0:12.04 [1] (0:12.04)	2.06L 0:33.73	-5
3	3	MOENAVE Justin Stanley	2	67.8 600m	0:07.92 Overall	1:03.02 [3] (0:07.92)	0:55.10 [10] (0:10.88)	0:44.22 [7] (0:10.93)	0:33.29 [6] (0:10.76)	0:22.53 [6] (0:10.87)	0:11.66 [7] (0:11.66)	2.54L 0:33.29	-6
4	12	SHADOWEN Emily Lang	8	69.4 400m	0:07.65 Overall	1:03.02 [4] (0:07.65)	0:55.37 [6] (0:10.79)	0:44.58 [3] (0:11.15)	0:33.43 [5] (0:10.67)	0:22.76 [5] (0:10.77)	0:11.99 [3] (0:11.99)	2.57L 0:33.43	+0
5	8	CHIKARA Tyler Schiller	4	68.4 400m	0:07.50 Overall	1:03.06 [5] (0:07.50)	0:55.56 [3] (0:11.03)	0:44.53 [5] (0:11.05)	0:33.48 [4] (0:10.67)	0:22.81 [4] (0:10.78)	0:12.03 [2] (0:12.03)	2.81L 0:33.48	+0
6	2	MAMARAGAN Brooke Johnson	1	68.0 600m	0:07.66 Overall	1:03.12 [6] (0:07.66)	0:55.46 [7] (0:10.83)	0:44.63 [4] (0:10.89)	0:33.74 [2] (0:10.73)	0:23.01 [3] (0:11.04)	0:11.97 [5] (0:11.97)	3.15L 0:33.74	-4
7	4	MEDIA EMPIRE Tahlia Fenlon	12	68.7 600m	0:07.43 Overall	1:03.21 [7] (0:07.43)	0:55.78 [2] (0:10.81)	0:44.97 [2] (0:11.20)	0:33.77 [3] (0:10.62)	0:23.15 [2] (0:11.05)	0:12.10 [4] (0:12.10)	3.69L 0:33.77	+1
8	7	WATERWORLD Andrew Mallyon	9	68.7 600m	0:07.62 Overall	1:03.28 [8] (0:07.62)	0:55.66 [5] (0:11.30)	0:44.36 [8] (0:11.03)	0:33.33 [9] (0:10.59)	0:22.74 [7] (0:10.83)	0:11.91 [8] (0:11.91)	4.08L 0:33.33	+3
9	9	LATENIGHTTOUGHGUY Kyle Wilson-Taylor	10	68.5 600m	0:07.91 Overall	1:03.33 [9] (0:07.91)	0:55.42 [9] (0:11.28)	0:44.14 [10] (0:10.96)	0:33.18 [11] (0:10.76)	0:22.42 [11] (0:10.79)	0:11.63 [9] (0:11.63)	4.4L 0:33.18	+1
10	11	POET'S GIRL Georgina Cartwright	11	68.0 600m	0:08.43 Overall	1:03.56 [10] (0:08.43)	0:55.13 [12] (0:10.87)	0:44.26 [11] (0:10.62)	0:33.64 [8] (0:10.80)	0:22.84 [9] (0:10.99)	0:11.85 [10] (0:11.85)	5.72L 0:33.64	-9

Scratched: Cusack (#5)

[] Ranking at each section and finish
 -:-:- No data available at this section
 NA No data available

SCN Saddle cloth number
 DNF Did not finish
 DNT Did not track



Rockhampton QLD Professional

Race 4: CLARK RUBBER BENCHMARK 70 Handicap - 1100m

28 April 2024 - 14:31



Track Rating: Good 4, Weather: Fine, Rail Position: +2.5m

Section		Overall	1000m	800m	600m	400m	200m	Last 600m					
Field Times		1:02.58 (0:07.40)	0:55.18 (0:10.68)	0:44.50 (0:11.12)	0:33.38 (0:10.77)	0:22.61 (0:10.92)	0:11.69 (0:11.69)	0:33.38					
Rank	TAB Horse/Jockey	Barrier	Top Speed [km/h]	Fastest Section	Margin							Distance Travelled [m]	
11	13 SANTORINI SUMMER Chris McIver	3	67.2 400m	0:07.96 Overall	1:03.70 [11] (0:07.96)	0:55.74 [11] (0:11.02)	0:44.72 [9] (0:11.05)	0:33.67 [10] (0:10.83)	0:22.84 [10] (0:10.92)	0:11.92 [11] (0:11.92)	6.59L	0:33.67	-2
12	1 JETSKI Les Tilley	7	68.1 600m	0:07.82 Overall	1:03.89 [12] (0:07.82)	0:56.07 [8] (0:11.55)	0:44.52 [12] (0:11.06)	0:33.46 [12] (0:10.69)	0:22.77 [12] (0:10.97)	0:11.80 [12] (0:11.80)	7.67L	0:33.46	+0

Scratched: Cusack (#5)

[] Ranking at each section and finish
 -:-:- No data available at this section
 NA No data available

SCN Saddle cloth number
 DNF Did not finish
 DNT Did not track



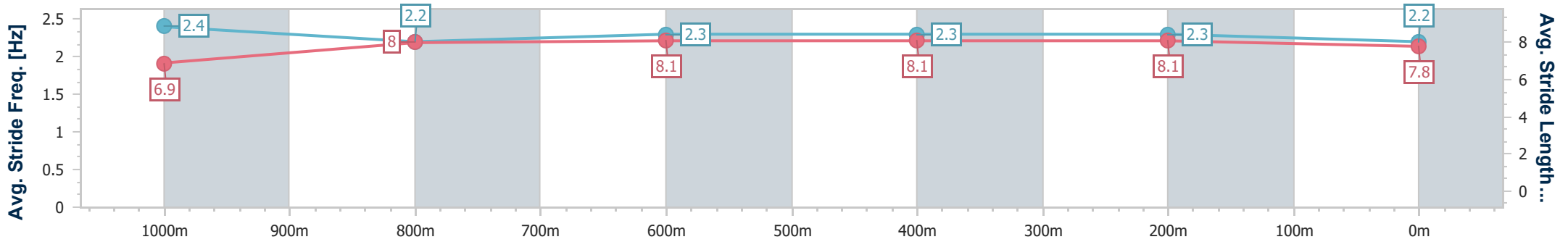
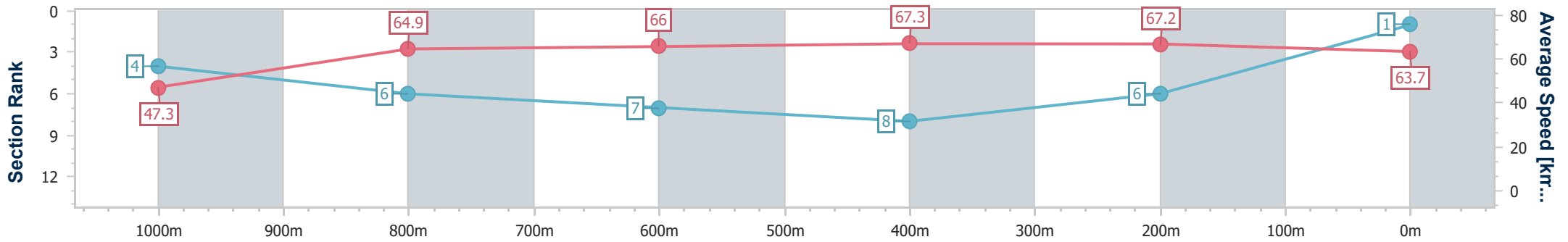
Horse/Jockey Name	Divine Okay
Final Rank	1
Fastest Section Time (Section)	0:07.61 (Overall)
Top Speed [km/h] (Section)	68.4 (600m)
Race State	Finished



Rockhampton QLD Professional
 Race 4: CLARK RUBBER BENCHMARK 70 Handicap - 1100m
 28 April 2024 - 14:31
 Track Rating: Good 4, Weather: Fine, Rail Position: +2.5m



Section	Overall	1000m	800m	600m	400m	200m
Section Times	1:02.58 [1] (0:07.61)	0:54.97 [4] (0:11.14)	0:43.83 [6] (0:11.10)	0:32.73 [7] (0:10.71)	0:22.02 [8] (0:10.71)	0:11.31 [6]
Average Speed [km/h]	47.3	64.9	66.0	67.3	67.2	63.7
Top Speed [km/h]	63.1	66.2	66.6	68.4	68.4	65.9
Avg. Dist. to Rail [m]	6.8	0.9	2.1	4.2	5.3	8.0
Avg. Stride Freq. [Hz]	2.4	2.2	2.3	2.3	2.3	2.2
Avg. Stride Length [m]	6.9	8.0	8.1	8.1	8.1	7.8



- [] Ranking at each section and finish
- .-.- No data available at this section
- NA No data available



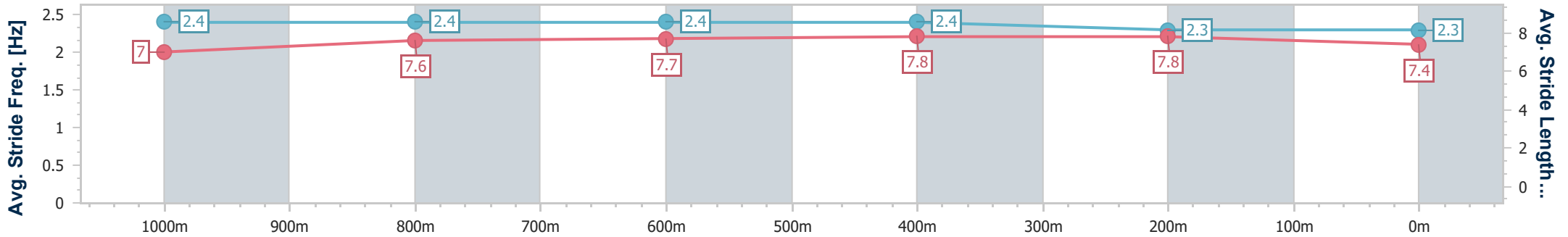
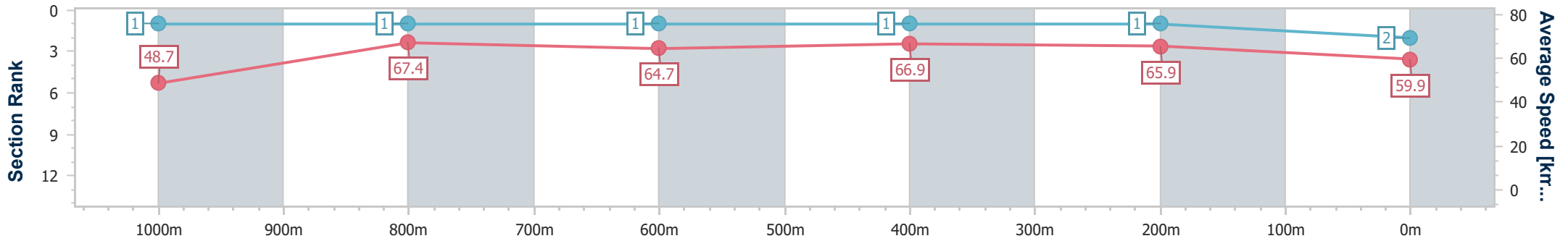
Horse/Jockey Name	Barney Rabble
Final Rank	2
Fastest Section Time (Section)	0:07.40 (Overall)
Top Speed [km/h] (Section)	68.5 (600m)
Race State	Finished



Rockhampton QLD Professional
 Race 4: CLARK RUBBER BENCHMARK 70 Handicap - 1100m
 28 April 2024 - 14:31
 Track Rating: Good 4, Weather: Fine, Rail Position: +2.5m



Section	Overall	1000m	800m	600m	400m	200m
Section Times	1:02.93 [2] (0:07.40)	0:55.53 [1] (0:10.68)	0:44.85 [1] (0:11.12)	0:33.73 [1] (0:10.77)	0:22.96 [1] (0:10.92)	0:12.04 [1] (0:12.04)
Average Speed [km/h]	48.7	67.4	64.7	66.9	65.9	59.9
Top Speed [km/h]	65.4	68.5	65.9	68.5	67.2	64.5
Avg. Dist. to Rail [m]	9.6	2.2	0.8	1.7	2.2	4.4
Avg. Stride Freq. [Hz]	2.4	2.4	2.4	2.4	2.3	2.3
Avg. Stride Length [m]	7.0	7.6	7.7	7.8	7.8	7.4



- [] Ranking at each section and finish
- .-.- No data available at this section
- NA No data available



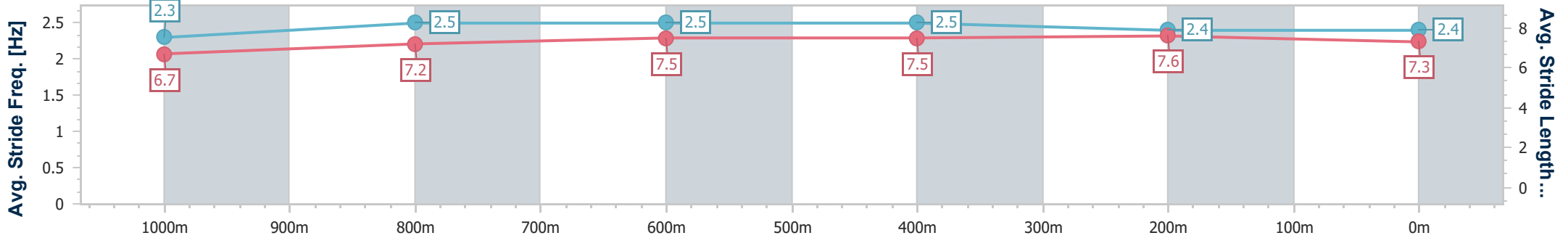
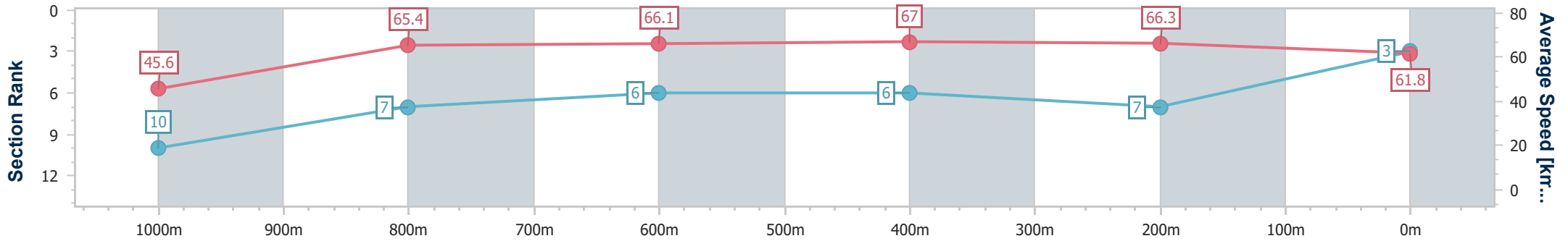
Horse/Jockey Name	Moenave
Final Rank	3
Fastest Section Time (Section)	0:07.92 (Overall)
Top Speed [km/h] (Section)	67.8 (600m)
Race State	Finished



Rockhampton QLD Professional
 Race 4: CLARK RUBBER BENCHMARK 70 Handicap - 1100m
 28 April 2024 - 14:31
 Track Rating: Good 4, Weather: Fine, Rail Position: +2.5m



Section	Overall	1000m	800m	600m	400m	200m
Section Times	1:03.02 [3] (0:07.92)	0:55.10 [10] (0:10.88)	0:44.22 [7] (0:10.93)	0:33.29 [6] (0:10.76)	0:22.53 [6] (0:10.87)	0:11.66 [7]
Average Speed [km/h]	45.6	65.4	66.1	67.0	66.3	61.8
Top Speed [km/h]	62.2	67.5	67.3	67.8	67.5	65.4
Avg. Dist. to Rail [m]	2.5	1.9	1.6	3.5	1.6	7.0
Avg. Stride Freq. [Hz]	2.3	2.5	2.5	2.5	2.4	2.4
Avg. Stride Length [m]	6.7	7.2	7.5	7.5	7.6	7.3



- [] Ranking at each section and finish
- .-.- No data available at this section
- NA No data available



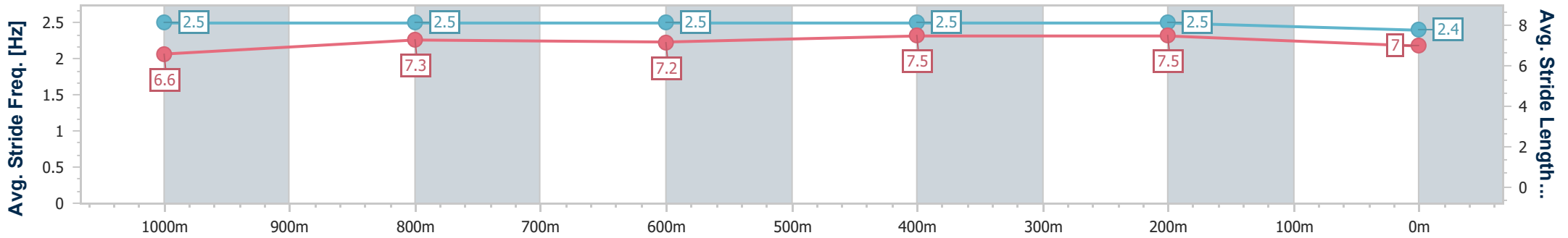
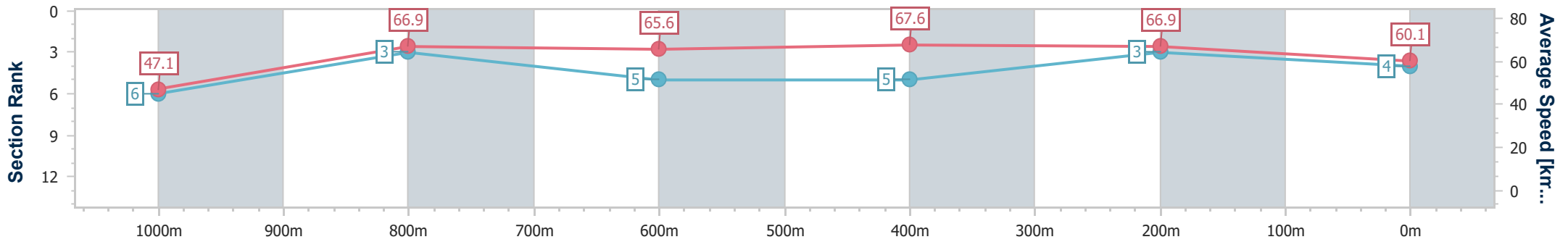
Horse/Jockey Name	Shadowen
Final Rank	4
Fastest Section Time (Section)	0:07.65 (Overall)
Top Speed [km/h] (Section)	69.4 (400m)
Race State	Finished



Rockhampton QLD Professional
 Race 4: CLARK RUBBER BENCHMARK 70 Handicap - 1100m
 28 April 2024 - 14:31
 Track Rating: Good 4, Weather: Fine, Rail Position: +2.5m



Section	Overall	1000m	800m	600m	400m	200m
Section Times	1:03.02 [4] (0:07.65)	0:55.37 [6] (0:10.79)	0:44.58 [3] (0:11.15)	0:33.43 [5] (0:10.67)	0:22.76 [5] (0:10.77)	0:11.99 [3]
Average Speed [km/h]	47.1	66.9	65.6	67.6	66.9	60.1
Top Speed [km/h]	62.7	68.1	66.5	69.0	69.4	63.8
Avg. Dist. to Rail [m]	9.0	1.9	2.4	3.9	4.9	6.8
Avg. Stride Freq. [Hz]	2.5	2.5	2.5	2.5	2.5	2.4
Avg. Stride Length [m]	6.6	7.3	7.2	7.5	7.5	7.0



- [] Ranking at each section and finish
- .-.- No data available at this section
- NA No data available



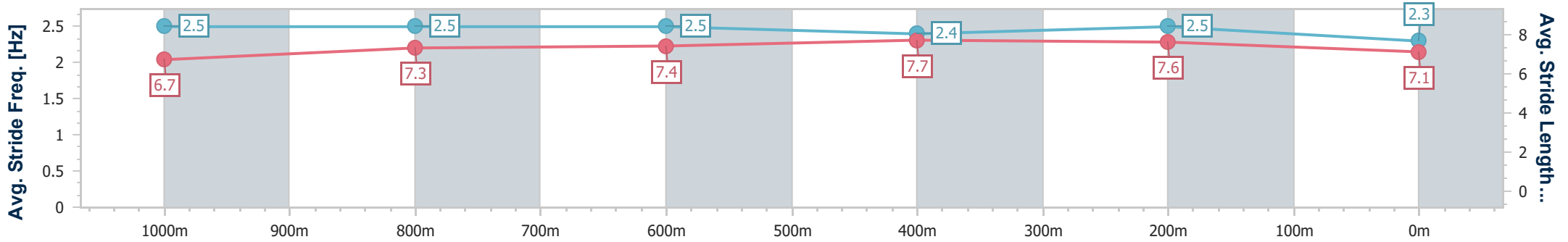
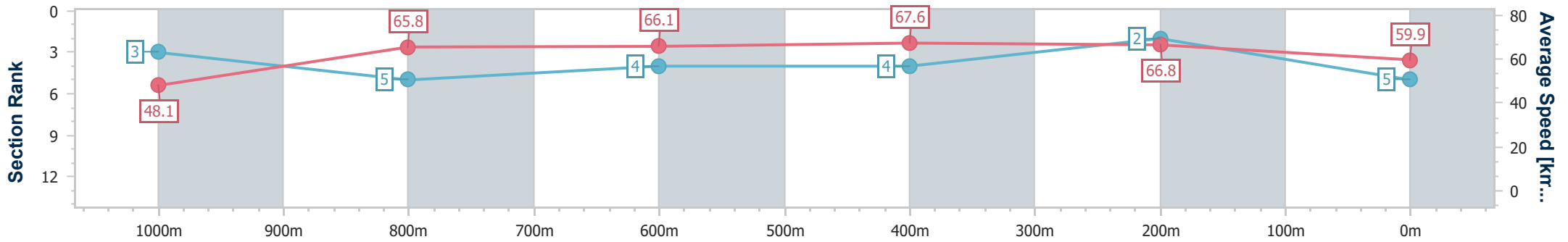
Horse/Jockey Name	Chikara
Final Rank	5
Fastest Section Time (Section)	0:07.50 (Overall)
Top Speed [km/h] (Section)	68.4 (400m)
Race State	Finished



Rockhampton QLD Professional
 Race 4: CLARK RUBBER BENCHMARK 70 Handicap - 1100m
 28 April 2024 - 14:31
 Track Rating: Good 4, Weather: Fine, Rail Position: +2.5m



Section	Overall	1000m	800m	600m	400m	200m
Section Times	1:03.06 [5] (0:07.50)	0:55.56 [3] (0:11.03)	0:44.53 [5] (0:11.05)	0:33.48 [4] (0:10.67)	0:22.81 [4] (0:10.78)	0:12.03 [2] (0:12.03)
Average Speed [km/h]	48.1	65.8	66.1	67.6	66.8	59.9
Top Speed [km/h]	62.6	66.3	67.1	68.4	68.4	64.1
Avg. Dist. to Rail [m]	6.4	1.6	1.8	2.4	3.7	5.5
Avg. Stride Freq. [Hz]	2.5	2.5	2.5	2.4	2.5	2.3
Avg. Stride Length [m]	6.7	7.3	7.4	7.7	7.6	7.1



- [] Ranking at each section and finish
- .-.- No data available at this section
- NA No data available



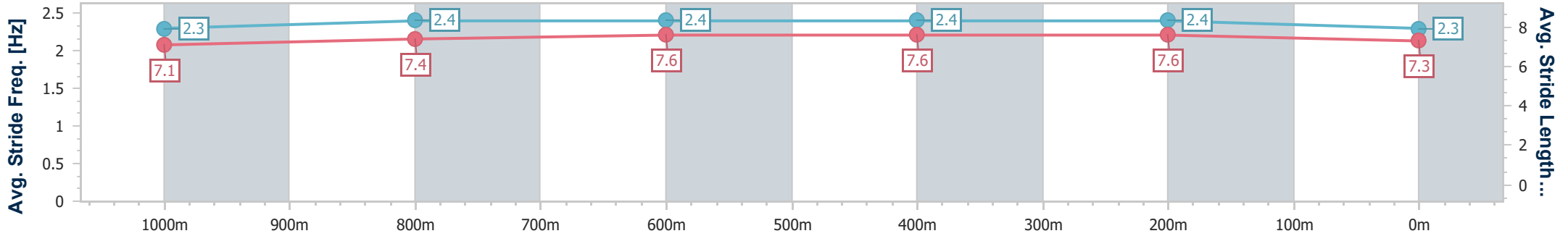
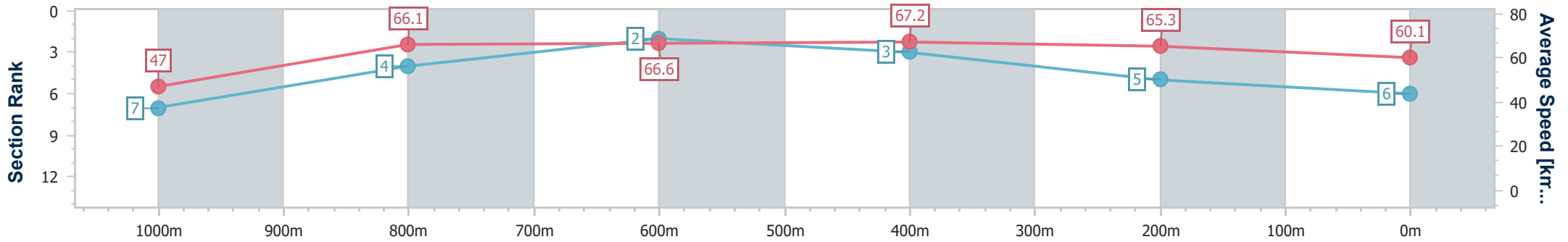
Horse/Jockey Name	Mamaragan
Final Rank	6
Fastest Section Time (Section)	0:07.66 (Overall)
Top Speed [km/h] (Section)	68.0 (600m)
Race State	Finished



Rockhampton QLD Professional
 Race 4: CLARK RUBBER BENCHMARK 70 Handicap - 1100m
 28 April 2024 - 14:31
 Track Rating: Good 4, Weather: Fine, Rail Position: +2.5m



Section	Overall	1000m	800m	600m	400m	200m
Section Times	1:03.12 [6] (0:07.66)	0:55.46 [7] (0:10.83)	0:44.63 [4] (0:10.89)	0:33.74 [2] (0:10.73)	0:23.01 [3] (0:11.04)	0:11.97 [5]
Average Speed [km/h]	47.0	66.1	66.6	67.2	65.3	60.1
Top Speed [km/h]	62.0	67.7	67.5	68.0	67.9	63.5
Avg. Dist. to Rail [m]	2.6	1.1	1.2	1.9	1.5	3.1
Avg. Stride Freq. [Hz]	2.3	2.4	2.4	2.4	2.4	2.3
Avg. Stride Length [m]	7.1	7.4	7.6	7.6	7.6	7.3



- [] Ranking at each section and finish
- .-.- No data available at this section
- NA No data available



Horse/Jockey Name	Media Empire
Final Rank	7
Fastest Section Time (Section)	0:07.43 (Overall)
Top Speed [km/h] (Section)	68.7 (600m)
Race State	Finished



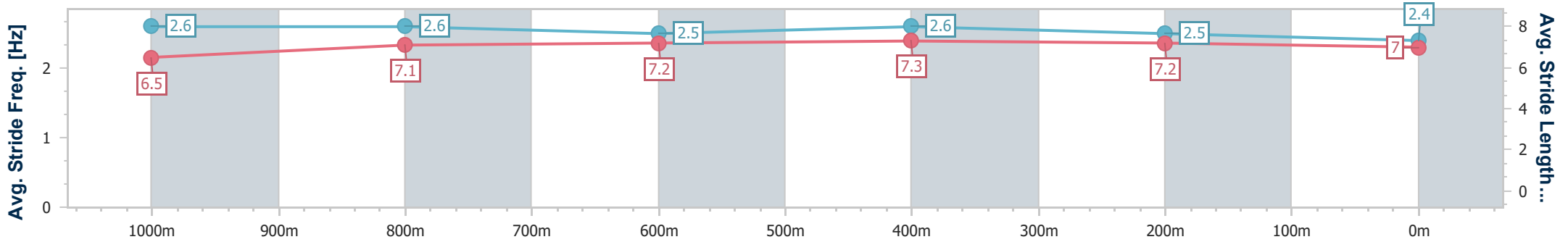
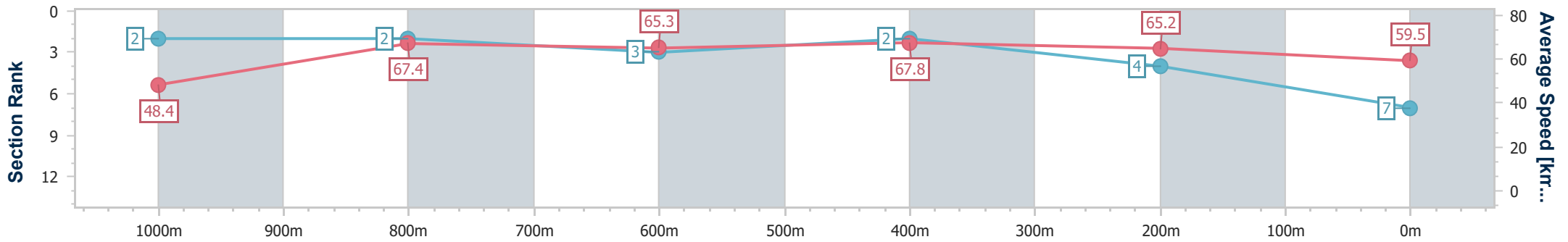
Rockhampton QLD Professional
Race 4: CLARK RUBBER BENCHMARK 70 Handicap - 1100m



28 April 2024 - 14:31

Track Rating: Good 4, Weather: Fine, Rail Position: +2.5m

Section	Overall	1000m	800m	600m	400m	200m
Section Times	1:03.21 [7] (0:07.43)	0:55.78 [2] (0:10.81)	0:44.97 [2] (0:11.20)	0:33.77 [3] (0:10.62)	0:23.15 [2] (0:11.05)	0:12.10 [4] (0:12.10)
Average Speed [km/h]	48.4	67.4	65.3	67.8	65.2	59.5
Top Speed [km/h]	65.4	68.6	66.9	68.7	68.4	63.0
Avg. Dist. to Rail [m]	14.0	3.4	1.9	2.6	2.0	3.7
Avg. Stride Freq. [Hz]	2.6	2.6	2.5	2.6	2.5	2.4
Avg. Stride Length [m]	6.5	7.1	7.2	7.3	7.2	7.0



- [] Ranking at each section and finish
- .-.- No data available at this section
- NA No data available



Horse/Jockey Name	Waterworld
Final Rank	8
Fastest Section Time (Section)	0:07.62 (Overall)
Top Speed [km/h] (Section)	68.7 (600m)
Race State	Finished



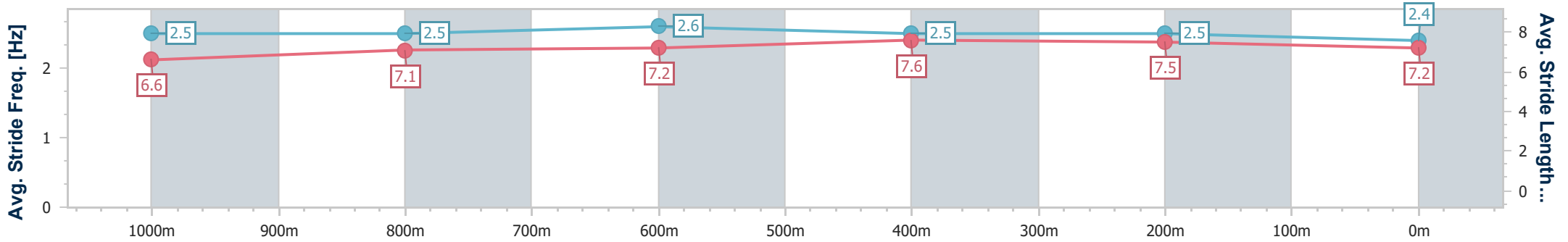
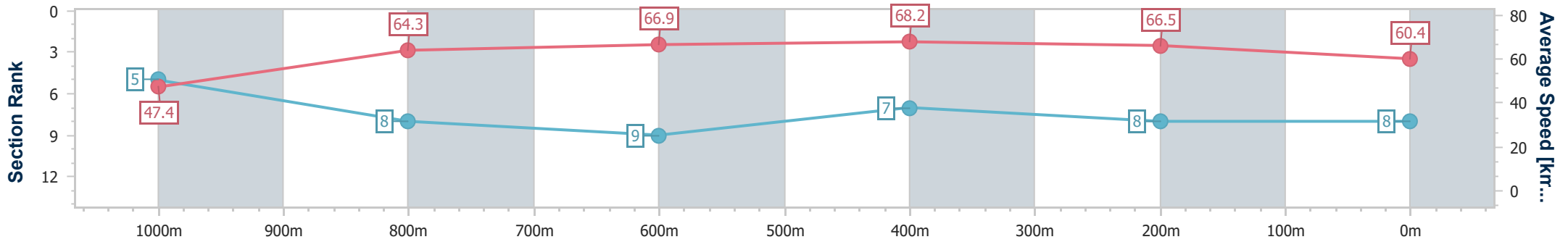
Rockhampton QLD Professional
Race 4: CLARK RUBBER BENCHMARK 70 Handicap - 1100m



28 April 2024 - 14:31

Track Rating: Good 4, Weather: Fine, Rail Position: +2.5m

Section	Overall	1000m	800m	600m	400m	200m
Section Times	1:03.28 [8] (0:07.62)	0:55.66 [5] (0:11.30)	0:44.36 [8] (0:11.03)	0:33.33 [9] (0:10.59)	0:22.74 [7] (0:10.83)	0:11.91 [8] (0:11.91)
Average Speed [km/h]	47.4	64.3	66.9	68.2	66.5	60.4
Top Speed [km/h]	60.5	65.9	67.5	68.7	68.6	64.4
Avg. Dist. to Rail [m]	11.3	2.5	3.1	4.4	6.8	10.9
Avg. Stride Freq. [Hz]	2.5	2.5	2.6	2.5	2.5	2.4
Avg. Stride Length [m]	6.6	7.1	7.2	7.6	7.5	7.2



- [] Ranking at each section and finish
- .-.- No data available at this section
- NA No data available



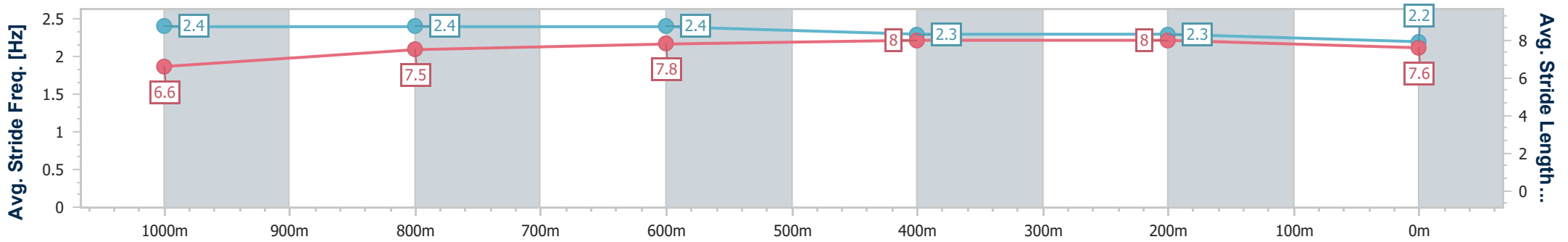
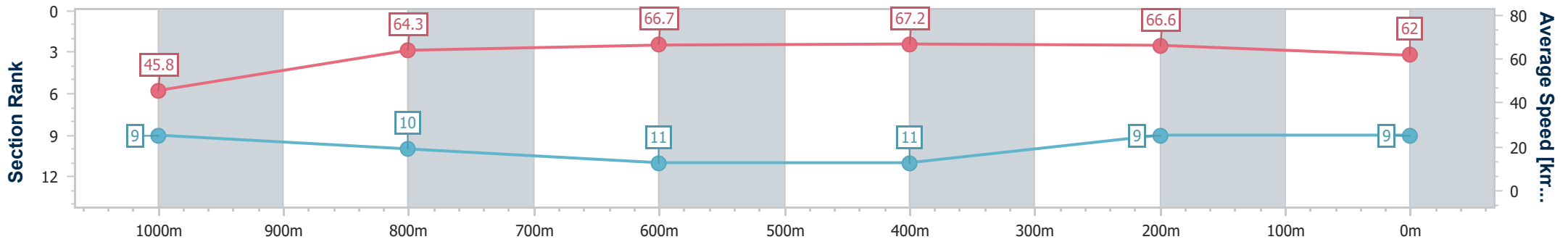
Horse/Jockey Name	Latenighttoughguy
Final Rank	9
Fastest Section Time (Section)	0:07.91 (Overall)
Top Speed [km/h] (Section)	68.5 (600m)
Race State	Finished



Rockhampton QLD Professional
 Race 4: CLARK RUBBER BENCHMARK 70 Handicap - 1100m
 28 April 2024 - 14:31
 Track Rating: Good 4, Weather: Fine, Rail Position: +2.5m



Section	Overall	1000m	800m	600m	400m	200m
Section Times	1:03.33 [9] (0:07.91)	0:55.42 [9] (0:11.28)	0:44.14 [10] (0:10.96)	0:33.18 [11] (0:10.76)	0:22.42 [11] (0:10.79)	0:11.63 [9] (0:11.63)
Average Speed [km/h]	45.8	64.3	66.7	67.2	66.6	62.0
Top Speed [km/h]	62.3	66.5	67.5	68.5	67.9	65.3
Avg. Dist. to Rail [m]	12.7	2.0	2.1	4.3	5.3	7.3
Avg. Stride Freq. [Hz]	2.4	2.4	2.4	2.3	2.3	2.2
Avg. Stride Length [m]	6.6	7.5	7.8	8.0	8.0	7.6



- [] Ranking at each section and finish
- .-.- No data available at this section
- NA No data available



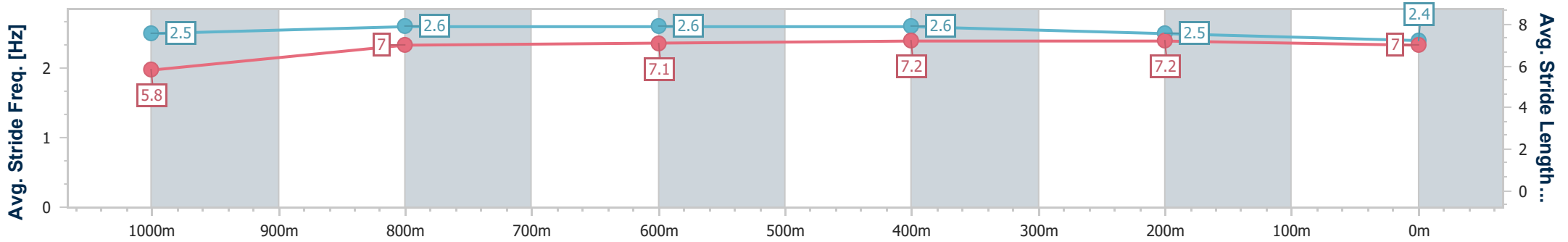
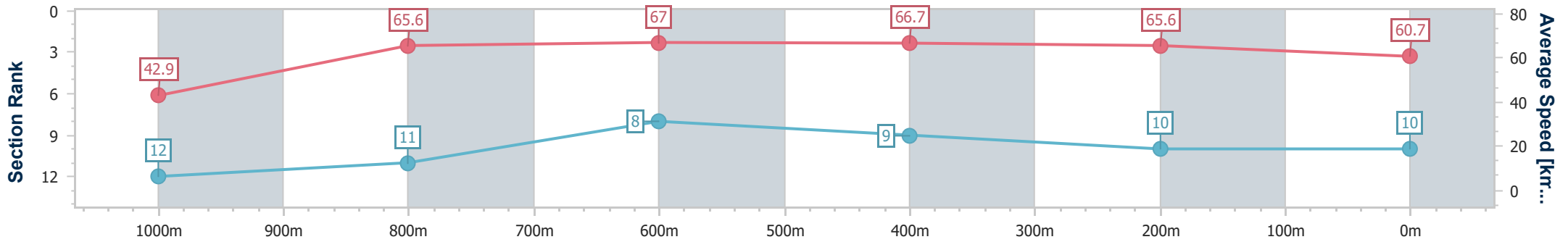
Horse/Jockey Name	Poet's Girl
Final Rank	10
Fastest Section Time (Section)	0:08.43 (Overall)
Top Speed [km/h] (Section)	68.0 (600m)
Race State	Finished



Rockhampton QLD Professional
 Race 4: CLARK RUBBER BENCHMARK 70 Handicap - 1100m
 28 April 2024 - 14:31
 Track Rating: Good 4, Weather: Fine, Rail Position: +2.5m



Section	Overall	1000m	800m	600m	400m	200m
Section Times	1:03.56 [10] (0:08.43)	0:55.13 [12] (0:10.87)	0:44.26 [11] (0:10.62)	0:33.64 [8] (0:10.80)	0:22.84 [9] (0:10.99)	0:11.85 [10] (0:11.85)
Average Speed [km/h]	42.9	65.6	67.0	66.7	65.6	60.7
Top Speed [km/h]	62.6	66.9	67.8	68.0	66.4	64.7
Avg. Dist. to Rail [m]	11.3	1.7	1.5	1.0	0.8	2.2
Avg. Stride Freq. [Hz]	2.5	2.6	2.6	2.6	2.5	2.4
Avg. Stride Length [m]	5.8	7.0	7.1	7.2	7.2	7.0



- [] Ranking at each section and finish
- .-.- No data available at this section
- NA No data available



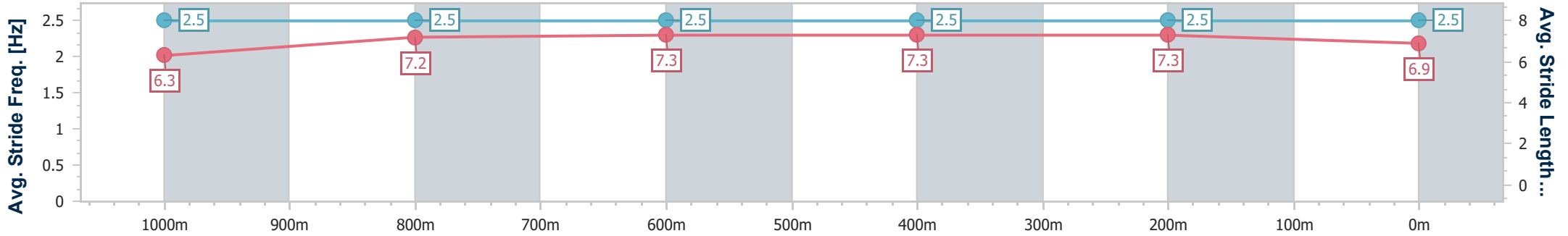
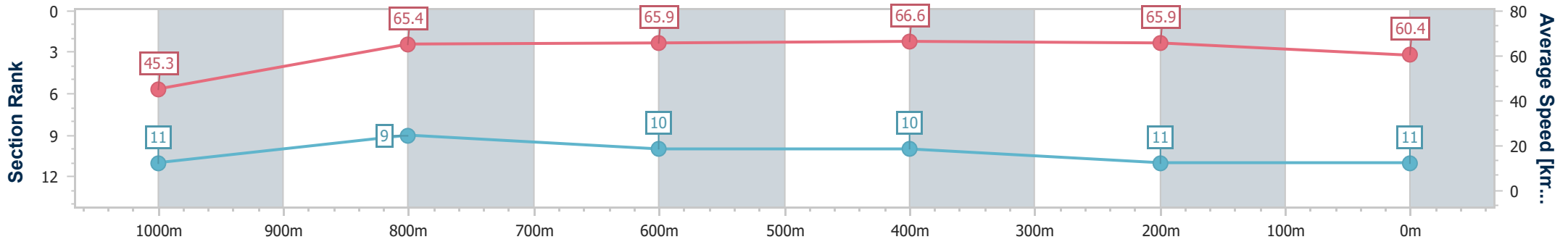
Horse/Jockey Name	Santorini Summer
Final Rank	11
Fastest Section Time (Section)	0:07.96 (Overall)
Top Speed [km/h] (Section)	67.2 (400m)
Race State	Finished



Rockhampton QLD Professional
 Race 4: CLARK RUBBER BENCHMARK 70 Handicap - 1100m
 28 April 2024 - 14:31
 Track Rating: Good 4, Weather: Fine, Rail Position: +2.5m



Section	Overall	1000m	800m	600m	400m	200m
Section Times	1:03.70 [11] (0:07.96)	0:55.74 [11] (0:11.02)	0:44.72 [9] (0:11.05)	0:33.67 [10] (0:10.83)	0:22.84 [10] (0:10.92)	0:11.92 [11] (0:11.92)
Average Speed [km/h]	45.3	65.4	65.9	66.6	65.9	60.4
Top Speed [km/h]	62.2	65.9	66.7	66.9	67.2	64.3
Avg. Dist. to Rail [m]	4.1	0.5	1.6	3.6	4.4	4.0
Avg. Stride Freq. [Hz]	2.5	2.5	2.5	2.5	2.5	2.5
Avg. Stride Length [m]	6.3	7.2	7.3	7.3	7.3	6.9



- [] Ranking at each section and finish
- .-.- No data available at this section
- NA No data available



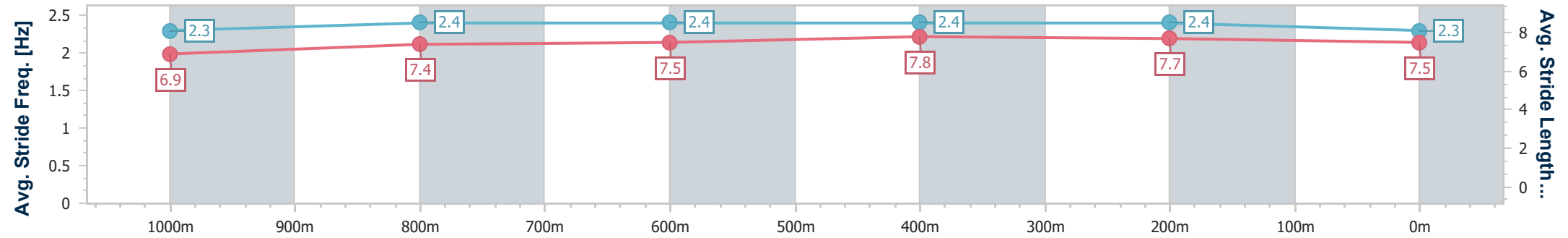
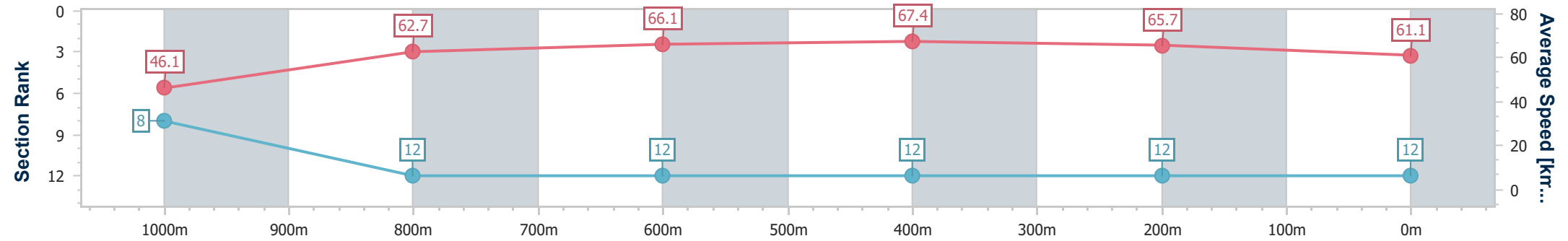
Horse/Jockey Name	Jetski
Final Rank	12
Fastest Section Time (Section)	0:07.82 (Overall)
Top Speed [km/h] (Section)	68.1 (600m)
Race State	Finished



Rockhampton QLD Professional
 Race 4: CLARK RUBBER BENCHMARK 70 Handicap - 1100m
 28 April 2024 - 14:31
 Track Rating: Good 4, Weather: Fine, Rail Position: +2.5m



Section	Overall	1000m	800m	600m	400m	200m
Section Times	1:03.89 [12] (0:07.82)	0:56.07 [8] (0:11.55)	0:44.52 [12] (0:11.06)	0:33.46 [12] (0:10.69)	0:22.77 [12] (0:10.97)	0:11.80 [12] (0:11.80)
Average Speed [km/h]	46.1	62.7	66.1	67.4	65.7	61.1
Top Speed [km/h]	60.9	65.6	67.1	68.1	67.6	64.9
Avg. Dist. to Rail [m]	9.0	1.3	1.9	2.9	3.0	6.6
Avg. Stride Freq. [Hz]	2.3	2.4	2.4	2.4	2.4	2.3
Avg. Stride Length [m]	6.9	7.4	7.5	7.8	7.7	7.5



- [] Ranking at each section and finish
- .-.- No data available at this section
- NA No data available