



Rockhampton QLD Professional

Race 2: LEXUS ROCKY AMATEURS CUP OPEN Handicap - 1600m

28 April 2024 - 13:20



Track Rating: Soft 5, Weather: Fine, Rail Position: +2.5m

Section		Overall	1400m	1200m	1000m	800m	600m	400m	Last 600m				
Field Times		1:35.66 (0:13.29)	1:22.37 (0:11.57)	1:10.80 (0:12.19)	0:58.61 (0:12.19)	0:46.42 (0:11.97)	0:34.45 (0:11.37)	0:23.08 (0:11.35)	0:34.45				
Rank	TAB Horse/Jockey	Barrier	Top Speed [km/h]	Fastest Section									Distance Travelled [m]
1	5 DEVIL KICK Robbie Dolan	1	65.9 400m	0:11.09 400m	1:35.66 [1] (0:13.77)	1:21.89 [4] (0:11.63)	1:10.26 [4] (0:12.25)	0:58.01 [5] (0:12.11)	0:45.90 [5] (0:11.99)	0:33.91 [5] (0:11.22)	0:22.69 [5] (0:11.09)	0:33.91	
2	4 ENUFF HE SAID Michael Rodd	6	64.7 400m	0:11.29 400m	1:35.72 [2] (0:13.51)	1:22.21 [2] (0:11.55)	1:10.66 [2] (0:12.21)	0:58.45 [2] (0:12.11)	0:46.34 [2] (0:11.94)	0:34.40 [2] (0:11.32)	0:23.08 [2] (0:11.29)	0:34.40	+2
3	1 FIGHTING COMMANDO Ashley Butler	3	65.0 600m	0:11.30 600m	1:35.78 [3] (0:13.54)	1:22.24 [3] (0:11.65)	1:10.59 [3] (0:12.19)	0:58.40 [3] (0:12.13)	0:46.27 [3] (0:11.98)	0:34.29 [3] (0:11.30)	0:22.99 [3] (0:11.32)	0:34.29	+0
4	3 BOLD AND LUCY Bailey Wheeler	2	65.9 400m	0:11.15 400m	1:35.90 [4] (0:13.92)	1:21.98 [5] (0:11.52)	1:10.46 [5] (0:12.17)	0:58.29 [4] (0:12.10)	0:46.19 [4] (0:11.94)	0:34.25 [4] (0:11.24)	0:23.01 [4] (0:11.15)	0:34.25	+3
5	2 MOMACK Brooke Johnson	5	64.4 400m	0:11.37 600m	1:36.17 [5] (0:13.29)	1:22.88 [1] (0:11.57)	1:11.31 [1] (0:12.19)	0:59.12 [1] (0:12.19)	0:46.93 [1] (0:11.97)	0:34.96 [1] (0:11.37)	0:23.59 [1] (0:11.42)	0:34.96	+1
6	7 KOTABHARU Les Tilley	7	66.9 600m	0:11.08 400m	1:36.18 [6] (0:14.13)	1:22.05 [7] (0:11.55)	1:10.50 [6] (0:12.16)	0:58.34 [6] (0:12.08)	0:46.26 [7] (0:12.02)	0:34.24 [7] (0:11.12)	0:23.12 [6] (0:11.08)	0:34.24	+5
7	6 TRICKY BEANS Chris McIver	4	64.7 400m	0:11.25 600m	1:36.40 [7] (0:14.13)	1:22.27 [6] (0:11.58)	1:10.69 [7] (0:12.23)	0:58.46 [7] (0:11.97)	0:46.49 [6] (0:11.96)	0:34.53 [6] (0:11.25)	0:23.28 [7] (0:11.28)	0:34.53	-1

[] Ranking at each section and finish
 -:-:- No data available at this section
 NA No data available

SCN Saddle cloth number
 DNF Did not finish
 DNT Did not track



Rockhampton QLD Professional

Race 2: LEXUS ROCKY AMATEURS CUP OPEN Handicap - 1600m

28 April 2024 - 13:20



Track Rating: Soft 5, Weather: Fine, Rail Position: +2.5m

Section							200m			Last 600m
Field Times							0:11.73			0:34.45
							(0:11.73)			
Rank	TAB	Horse/Jockey	Barrier	Top Speed [km/h]	Fastest Section	Margin				Distance Travelled [m]
1	5	DEVIL KICK	1	65.9	0:11.09	0:11.60 [4]	1:35.66			0:33.91
		Robbie Dolan		400m	400m	(0:11.60)				
2	4	ENUFF HE SAID	6	64.7	0:11.29	0:11.79 [1]	0.35L			0:34.40 +2
		Michael Rodd		400m	400m	(0:11.79)				
3	1	FIGHTING COMMANDO	3	65.0	0:11.30	0:11.67 [5]	0.69L			0:34.29 +0
		Ashley Butler		600m	600m	(0:11.67)				
4	3	BOLD AND LUCY	2	65.9	0:11.15	0:11.86 [3]	1.39L			0:34.25 +3
		Bailey Wheeler		400m	400m	(0:11.86)				
5	2	MOMACK	5	64.4	0:11.37	0:12.17 [2]	3.03L			0:34.96 +1
		Brooke Johnson		400m	600m	(0:12.17)				
6	7	KOTABHARU	7	66.9	0:11.08	0:12.04 [6]	3.06L			0:34.24 +5
		Les Tilley		600m	400m	(0:12.04)				
7	6	TRICKY BEANS	4	64.7	0:11.25	0:12.00 [7]	4.36L			0:34.53 -1
		Chris McIver		400m	600m	(0:12.00)				

[] Ranking at each section and finish
 -:-:- No data available at this section
 NA No data available

SCN Saddle cloth number
 DNF Did not finish
 DNT Did not track



Horse/Jockey Name	Devil Kick
Final Rank	1
Fastest Section Time (Section)	0:11.09 (400m)
Top Speed [km/h] (Section)	65.9 (400m)
Race State	Finished



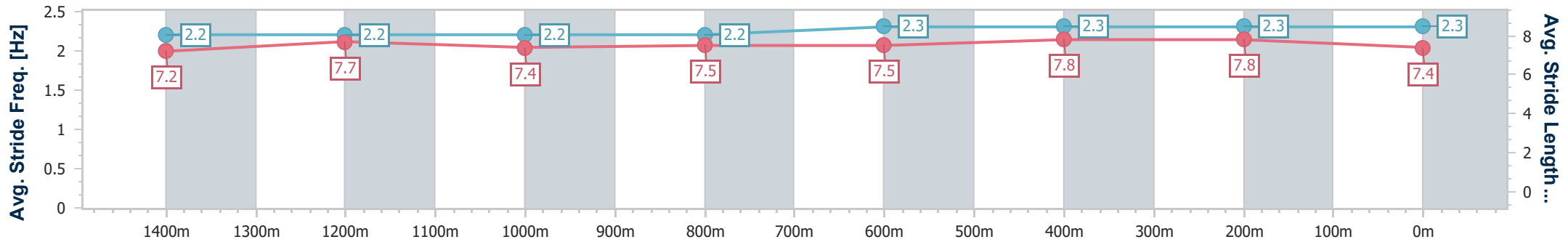
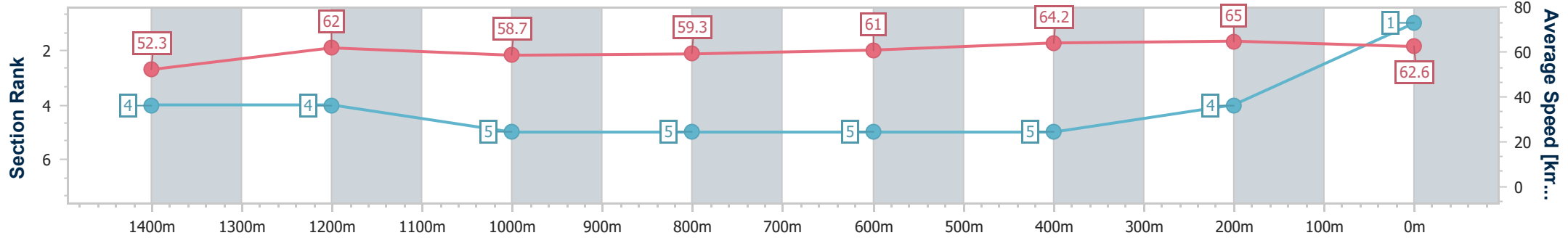
Rockhampton QLD Professional
Race 2: LEXUS ROCKY AMATEURS CUP OPEN Handicap - 1600m

28 April 2024 - 13:20



Track Rating: Soft 5, Weather: Fine, Rail Position: +2.5m

Section	Overall	1400m	1200m	1000m	800m	600m	400m	200m
Section Times	1:35.66 [1] (0:13.77)	1:21.89 [4] (0:11.63)	1:10.26 [4] (0:12.25)	0:58.01 [5] (0:12.11)	0:45.90 [5] (0:11.99)	0:33.91 [5] (0:11.22)	0:22.69 [5] (0:11.09)	0:11.60 [4] (0:11.60)
Average Speed [km/h]	52.3	62.0	58.7	59.3	61.0	64.2	65.0	62.6
Top Speed [km/h]	61.6	62.8	60.8	60.4	62.5	65.2	65.9	64.4
Avg. Dist. to Rail [m]	2.1	1.3	1.0	0.6	1.9	3.1	3.9	5.5
Avg. Stride Freq. [Hz]	2.2	2.2	2.2	2.2	2.3	2.3	2.3	2.3
Avg. Stride Length [m]	7.2	7.7	7.4	7.5	7.5	7.8	7.8	7.4



- [] Ranking at each section and finish
- .-.- No data available at this section
- NA No data available



Horse/Jockey Name	Enuff He Said
Final Rank	2
Fastest Section Time (Section)	0:11.29 (400m)
Top Speed [km/h] (Section)	64.7 (400m)
Race State	Finished



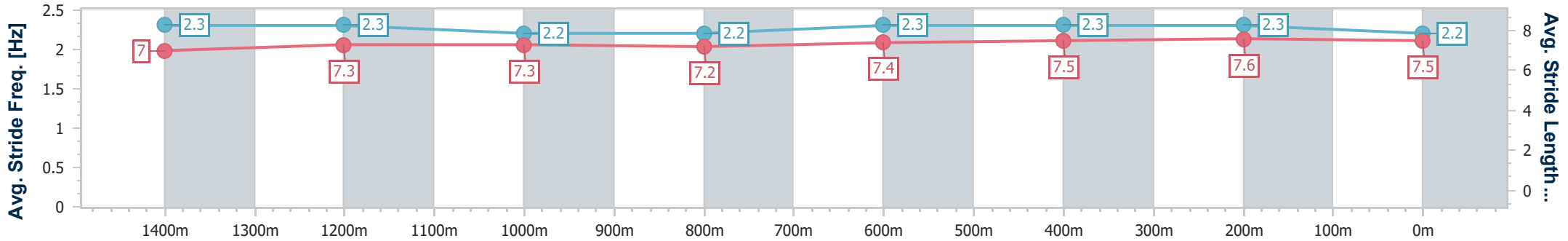
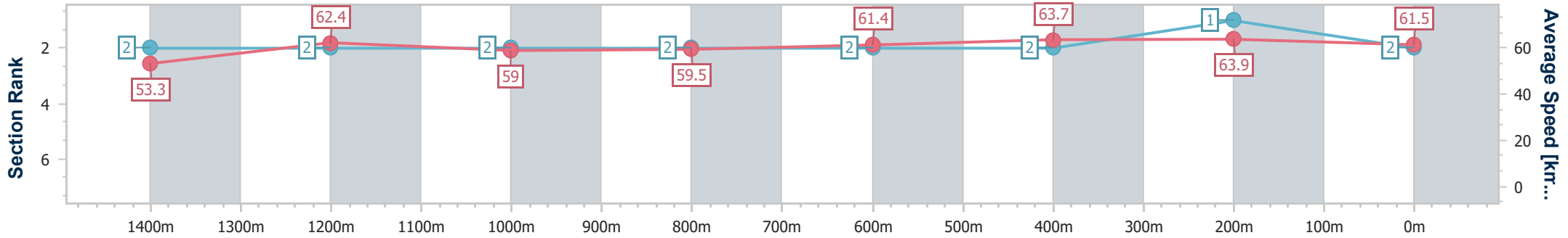
Rockhampton QLD Professional
Race 2: LEXUS ROCKY AMATEURS CUP OPEN Handicap - 1600m

28 April 2024 - 13:20



Track Rating: Soft 5, Weather: Fine, Rail Position: +2.5m

Section	Overall	1400m	1200m	1000m	800m	600m	400m	200m
Section Times	1:35.72 [2] (0:13.51)	1:22.21 [2] (0:11.55)	1:10.66 [2] (0:12.21)	0:58.45 [2] (0:12.11)	0:46.34 [2] (0:11.94)	0:34.40 [2] (0:11.32)	0:23.08 [2] (0:11.29)	0:11.79 [1] (0:11.79)
Average Speed [km/h]	53.3	62.4	59.0	59.5	61.4	63.7	63.9	61.5
Top Speed [km/h]	64.2	64.3	61.2	60.4	62.7	64.7	64.7	62.9
Avg. Dist. to Rail [m]	5.1	0.3	0.2	0.4	2.2	3.5	2.5	3.8
Avg. Stride Freq. [Hz]	2.3	2.3	2.2	2.2	2.3	2.3	2.3	2.2
Avg. Stride Length [m]	7.0	7.3	7.3	7.2	7.4	7.5	7.6	7.5



- [] Ranking at each section and finish
- .-.- No data available at this section
- NA No data available



Horse/Jockey Name	Fighting Commando
Final Rank	3
Fastest Section Time (Section)	0:11.30 (600m)
Top Speed [km/h] (Section)	65.0 (600m)
Race State	Finished



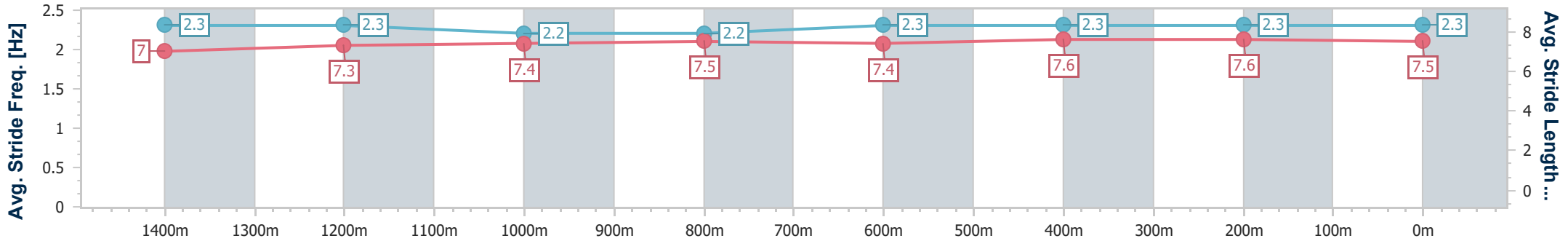
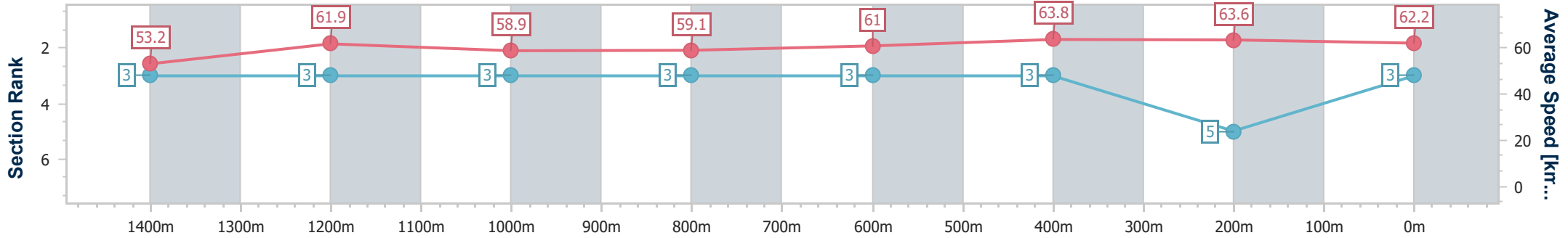
Rockhampton QLD Professional
Race 2: LEXUS ROCKY AMATEURS CUP OPEN Handicap - 1600m

28 April 2024 - 13:20

Track Rating: Soft 5, Weather: Fine, Rail Position: +2.5m



Section	Overall	1400m	1200m	1000m	800m	600m	400m	200m
Section Times	1:35.78 [3] (0:13.54)	1:22.24 [3] (0:11.65)	1:10.59 [3] (0:12.19)	0:58.40 [3] (0:12.13)	0:46.27 [3] (0:11.98)	0:34.29 [3] (0:11.30)	0:22.99 [3] (0:11.32)	0:11.67 [5] (0:11.67)
Average Speed [km/h]	53.2	61.9	58.9	59.1	61.0	63.8	63.6	62.2
Top Speed [km/h]	63.2	63.1	61.2	59.6	62.6	65.0	64.7	63.6
Avg. Dist. to Rail [m]	3.2	1.2	1.3	0.9	1.8	3.4	3.2	4.7
Avg. Stride Freq. [Hz]	2.3	2.3	2.2	2.2	2.3	2.3	2.3	2.3
Avg. Stride Length [m]	7.0	7.3	7.4	7.5	7.4	7.6	7.6	7.5



- [] Ranking at each section and finish
- .-.- No data available at this section
- NA No data available



Horse/Jockey Name	Bold And Lucy
Final Rank	4
Fastest Section Time (Section)	0:11.15 (400m)
Top Speed [km/h] (Section)	65.9 (400m)
Race State	Finished



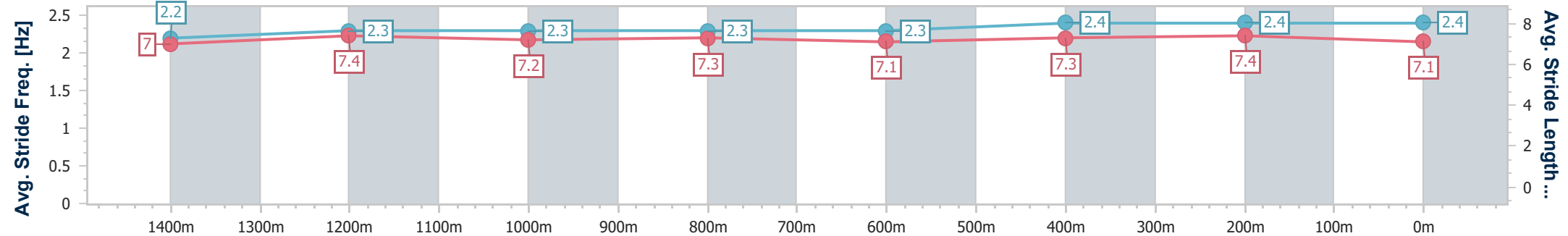
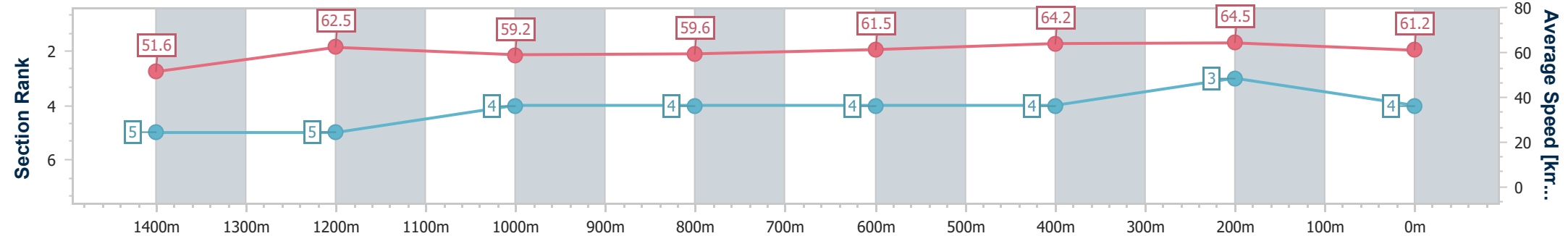
Rockhampton QLD Professional
Race 2: LEXUS ROCKY AMATEURS CUP OPEN Handicap - 1600m

28 April 2024 - 13:20

Track Rating: Soft 5, Weather: Fine, Rail Position: +2.5m



Section	Overall	1400m	1200m	1000m	800m	600m	400m	200m
Section Times	1:35.90 [4] (0:13.92)	1:21.98 [5] (0:11.52)	1:10.46 [5] (0:12.17)	0:58.29 [4] (0:12.10)	0:46.19 [4] (0:11.94)	0:34.25 [4] (0:11.24)	0:23.01 [4] (0:11.15)	0:11.86 [3] (0:11.86)
Average Speed [km/h]	51.6	62.5	59.2	59.6	61.5	64.2	64.5	61.2
Top Speed [km/h]	62.4	63.2	61.6	60.6	62.3	65.5	65.9	63.7
Avg. Dist. to Rail [m]	3.0	0.4	0.4	0.4	2.5	3.9	4.4	7.6
Avg. Stride Freq. [Hz]	2.2	2.3	2.3	2.3	2.3	2.4	2.4	2.4
Avg. Stride Length [m]	7.0	7.4	7.2	7.3	7.1	7.3	7.4	7.1



- [] Ranking at each section and finish
- .-.- No data available at this section
- NA No data available



Horse/Jockey Name	Momack
Final Rank	5
Fastest Section Time (Section)	0:11.37 (600m)
Top Speed [km/h] (Section)	64.4 (400m)
Race State	Finished



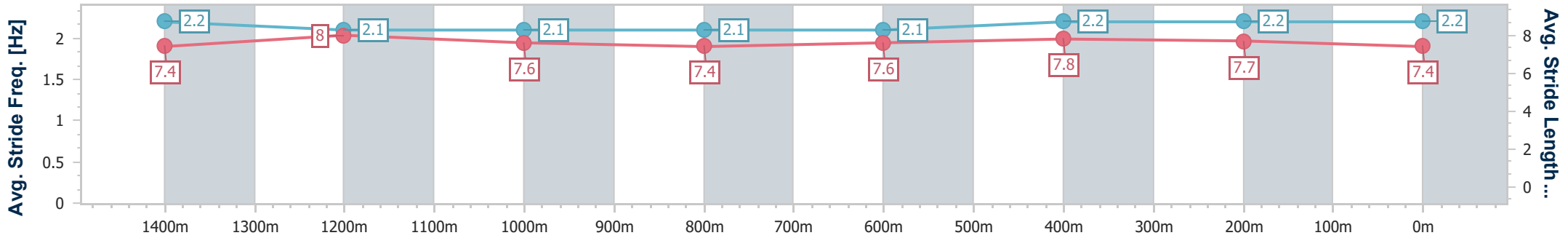
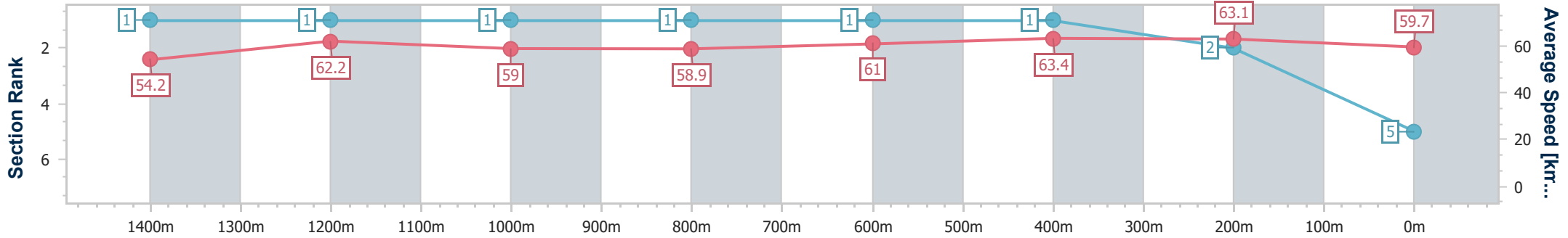
Rockhampton QLD Professional
Race 2: LEXUS ROCKY AMATEURS CUP OPEN Handicap - 1600m

28 April 2024 - 13:20



Track Rating: Soft 5, Weather: Fine, Rail Position: +2.5m

Section	Overall	1400m	1200m	1000m	800m	600m	400m	200m
Section Times	1:36.17 [5] (0:13.29)	1:22.88 [1] (0:11.57)	1:11.31 [1] (0:12.19)	0:59.12 [1] (0:12.19)	0:46.93 [1] (0:11.97)	0:34.96 [1] (0:11.37)	0:23.59 [1] (0:11.42)	0:12.17 [2] (0:12.17)
Average Speed [km/h]	54.2	62.2	59.0	58.9	61.0	63.4	63.1	59.7
Top Speed [km/h]	62.7	63.0	61.4	60.5	61.7	64.3	64.4	62.0
Avg. Dist. to Rail [m]	4.6	1.2	0.9	0.6	1.8	3.3	2.9	2.5
Avg. Stride Freq. [Hz]	2.2	2.1	2.1	2.1	2.1	2.2	2.2	2.2
Avg. Stride Length [m]	7.4	8.0	7.6	7.4	7.6	7.8	7.7	7.4



- [] Ranking at each section and finish
- .-.- No data available at this section
- NA No data available



Horse/Jockey Name	Kotabharu
Final Rank	6
Fastest Section Time (Section)	0:11.08 (400m)
Top Speed [km/h] (Section)	66.9 (600m)
Race State	Finished



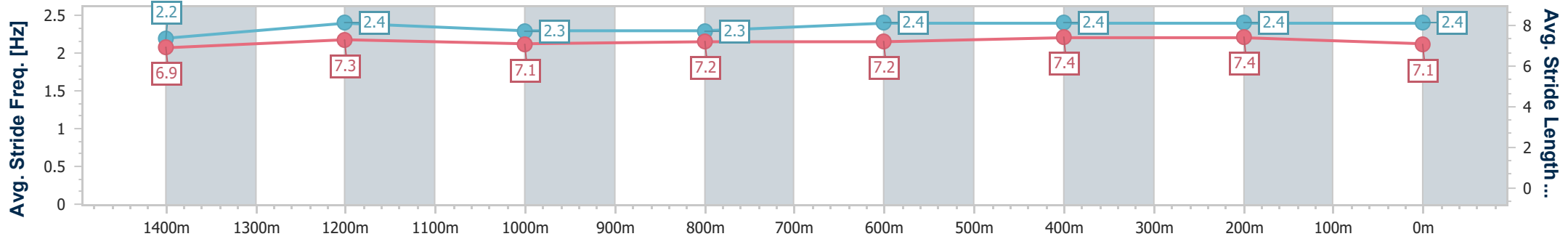
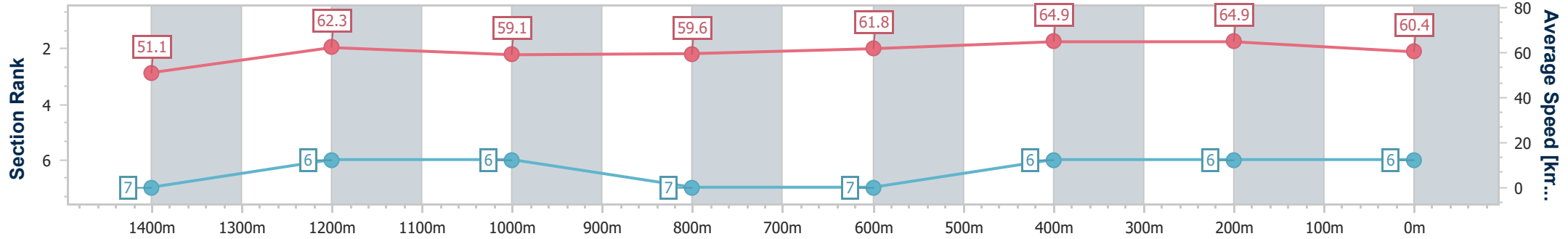
Rockhampton QLD Professional
Race 2: LEXUS ROCKY AMATEURS CUP OPEN Handicap - 1600m



28 April 2024 - 13:20

Track Rating: Soft 5, Weather: Fine, Rail Position: +2.5m

Section	Overall	1400m	1200m	1000m	800m	600m	400m	200m
Section Times	1:36.18 [6] (0:14.13)	1:22.05 [7] (0:11.55)	1:10.50 [6] (0:12.16)	0:58.34 [6] (0:12.08)	0:46.26 [7] (0:12.02)	0:34.24 [7] (0:11.12)	0:23.12 [6] (0:11.08)	0:12.04 [6] (0:12.04)
Average Speed [km/h]	51.1	62.3	59.1	59.6	61.8	64.9	64.9	60.4
Top Speed [km/h]	60.8	63.9	61.0	61.3	63.6	66.9	66.9	63.5
Avg. Dist. to Rail [m]	5.1	0.4	0.6	0.7	3.6	5.8	6.7	8.3
Avg. Stride Freq. [Hz]	2.2	2.4	2.3	2.3	2.4	2.4	2.4	2.4
Avg. Stride Length [m]	6.9	7.3	7.1	7.2	7.2	7.4	7.4	7.1



- [] Ranking at each section and finish
- .-.- No data available at this section
- NA No data available



Horse/Jockey Name	Tricky Beans
Final Rank	7
Fastest Section Time (Section)	0:11.25 (600m)
Top Speed [km/h] (Section)	64.7 (400m)
Race State	Finished



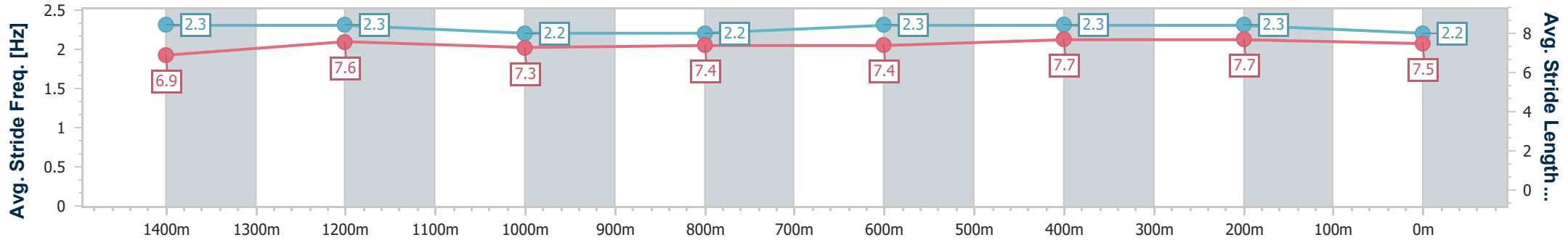
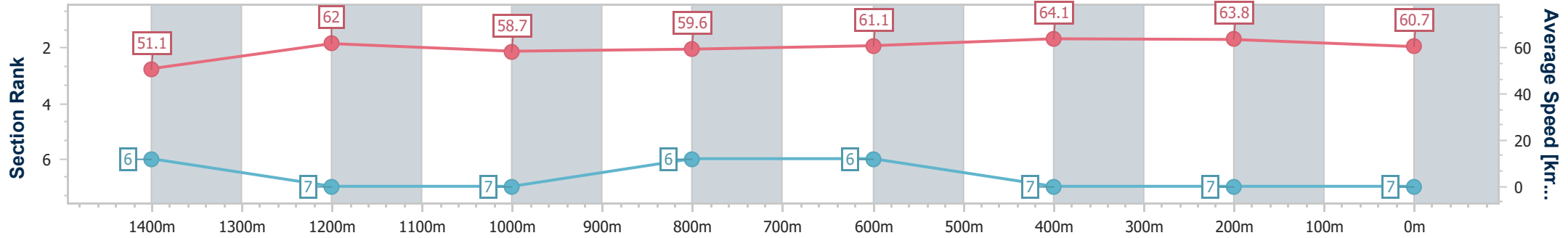
Rockhampton QLD Professional
Race 2: LEXUS ROCKY AMATEURS CUP OPEN Handicap - 1600m



28 April 2024 - 13:20

Track Rating: Soft 5, Weather: Fine, Rail Position: +2.5m

Section	Overall	1400m	1200m	1000m	800m	600m	400m	200m
Section Times	1:36.40 [7] (0:14.13)	1:22.27 [6] (0:11.58)	1:10.69 [7] (0:12.23)	0:58.46 [7] (0:11.97)	0:46.49 [6] (0:11.96)	0:34.53 [6] (0:11.25)	0:23.28 [7] (0:11.28)	0:12.00 [7] (0:12.00)
Average Speed [km/h]	51.1	62.0	58.7	59.6	61.1	64.1	63.8	60.7
Top Speed [km/h]	62.1	63.4	60.4	61.1	62.3	64.7	64.7	63.0
Avg. Dist. to Rail [m]	3.3	2.0	2.4	2.0	1.9	4.7	6.4	9.7
Avg. Stride Freq. [Hz]	2.3	2.3	2.2	2.2	2.3	2.3	2.3	2.2
Avg. Stride Length [m]	6.9	7.6	7.3	7.4	7.4	7.7	7.7	7.5



- [] Ranking at each section and finish
- .-.- No data available at this section
- NA No data available