



Toowoomba QLD Professional

Race 8: NEIL MANSELL CONCRETE Maiden Plate - 1625m

27 April 2024 - 21:22



Track Rating: Good 4, Weather: Fine, Rail Position: True

Section														
Field Times														
Overall	1400m	1200m	1000m	800m	600m	400m	Last 600m							
1:41.39 (0:14.43)	1:26.96 (0:11.09)	1:15.87 (0:12.35)	1:03.52 (0:12.88)	0:50.64 (0:12.59)	0:38.05 (0:12.61)	0:25.44 (0:12.38)	0:00.00							
Rank	TAB	Horse/Jockey	Barrier	Top Speed [km/h]	Fastest Section								Distance Travelled [m]	
1	1	ALIGN THE PLANETS Micheal Hellyer	8	65.8	0:11.48	1:41.39 [1] (0:15.32)	1:26.07 [7] (0:11.48)	1:14.59 [7] (0:12.14)	1:02.45 [7] (0:12.66)	0:49.79 [7] (0:12.33)	0:37.46 [7] (0:12.25)	0:25.21 [3] (0:12.38)	0:37.46	
2	12	SKIEDA Adin Thompson	10	66.7	0:11.47	1:41.40 [2] (0:15.11)	1:26.29 [5] (0:11.47)	1:14.82 [6] (0:12.06)	1:02.76 [6] (0:12.66)	0:50.10 [6] (0:12.41)	0:37.69 [3] (0:12.24)	0:25.45 [1] (0:12.38)	0:37.69	-3
3	10	CONTRICK Alisha Donald	6	66.7	0:11.50	1:41.41 [3] (0:14.84)	1:26.57 [4] (0:11.50)	1:15.07 [4] (0:12.08)	1:02.99 [4] (0:12.80)	0:50.19 [4] (0:12.52)	0:37.67 [5] (0:12.58)	0:25.09 [4] (0:12.47)	0:37.67	-2
4	11	MAN TALK Les Tilley	7	68.1	0:11.25	1:42.19 [4] (0:14.56)	1:27.63 [2] (0:11.25)	1:16.38 [2] (0:12.29)	1:04.09 [2] (0:12.67)	0:51.42 [2] (0:12.59)	0:38.83 [2] (0:12.66)	0:26.17 [2] (0:12.75)	0:38.83	-4
5	7	FIONTE Georgina Cartwright	4	67.2	0:11.08	1:42.92 [5] (0:15.28)	1:27.64 [6] (0:11.08)	1:16.56 [5] (0:12.14)	1:04.42 [5] (0:12.78)	0:51.64 [5] (0:12.59)	0:39.05 [6] (0:12.72)	0:26.33 [6] (0:12.92)	0:39.05	-10
6	9	MADAM ROCK Nathan Evans	1	65.1	0:11.42	1:43.04 [6] (0:15.59)	1:27.45 [8] (0:11.42)	1:16.03 [8] (0:12.26)	1:03.77 [8] (0:12.73)	0:51.04 [8] (0:12.39)	0:38.65 [8] (0:12.52)	0:26.13 [8] (0:12.82)	0:38.65	-11
7	4	STPETERSCATHEDRAL Shania Willis	5	Data was not able to be tracked for this horse		-:--:--	-:--:--	-:--:--	-:--:--	-:--:--	-:--:--	-:--:--	-:--:--	----
8	6	DREAM PASSAGE Emily Lang	12	70.6	0:11.09	1:43.56 [8] (0:14.43)	1:29.13 [1] (0:11.09)	1:18.04 [1] (0:12.35)	1:05.69 [1] (0:12.88)	0:52.81 [1] (0:12.59)	0:40.22 [1] (0:13.06)	0:27.16 [5] (0:13.35)	0:40.22	-3
9	2	CASINO CAT Kenji Yoshida	2	67.9	0:11.23	1:43.96 [9] (0:14.74)	1:29.22 [3] (0:11.23)	1:17.99 [3] (0:12.34)	1:05.65 [3] (0:12.79)	0:52.86 [3] (0:12.61)	0:40.25 [3] (0:13.14)	0:27.11 [7] (0:13.45)	0:40.25	-7

Scratched: Ready To Thunder (#3), High Currency (#8), Coco Jewel (#5)

[] Ranking at each section and finish
 -:--:-- No data available at this section
 NA No data available

SCN Saddle cloth number
 DNF Did not finish
 DNT Did not track



Toowoomba QLD Professional

Race 8: NEIL MANSELL CONCRETE Maiden Plate - 1625m

27 April 2024 - 21:22



Track Rating: Good 4, Weather: Fine, Rail Position: True

Section							200m			Last 600m
Field Times							0:13.06 (0:13.06)			0:00.00
Rank	TAB	Horse/Jockey	Barrier	Top Speed [km/h]	Fastest Section	Margin	Margin			Distance Travelled [m]
1	1	ALIGN THE PLANETS Micheal Hellyer	8	65.8 Overall	0:11.48 1400m	0:12.83 [2] (0:12.83)	1:41.39			0:37.46
2	12	SKIEDA Adin Thompson	10	66.7 Overall	0:11.47 1400m	0:13.07 [1] (0:13.07)	0.1L			0:37.69 -3
3	10	CONTRICK Alisha Donald	6	66.7 Overall	0:11.50 1400m	0:12.62 [4] (0:12.62)	0.2L			0:37.67 -2
4	11	MAN TALK Les Tilley	7	68.1 Overall	0:11.25 1400m	0:13.42 [3] (0:13.42)	4.7L			0:38.83 -4
5	7	FIONTE Georgina Cartwright	4	67.2 1400m	0:11.08 1400m	0:13.41 [5] (0:13.41)	9L			0:39.05 -10
6	9	MADAM ROCK Nathan Evans	1	65.1 1400m	0:11.42 1400m	0:13.31 [6] (0:13.31)	9.5L			0:38.65 -11
7	4	STPETERSCATHEDRAL Shania Willis	5	Data was not able to be tracked for this horse		-:--:--	9.7L			-:--:-- ----
8	6	DREAM PASSAGE Emily Lang	12	70.6 Overall	0:11.09 1400m	0:13.81 [7] (0:13.81)	12.5L			0:40.22 -3
9	2	CASINO CAT Kenji Yoshida	2	67.9 Overall	0:11.23 1400m	0:13.66 [8] (0:13.66)	14.8L			0:40.25 -7

Scratched: Ready To Thunder (#3), High Currency (#8), Coco Jewel (#5)



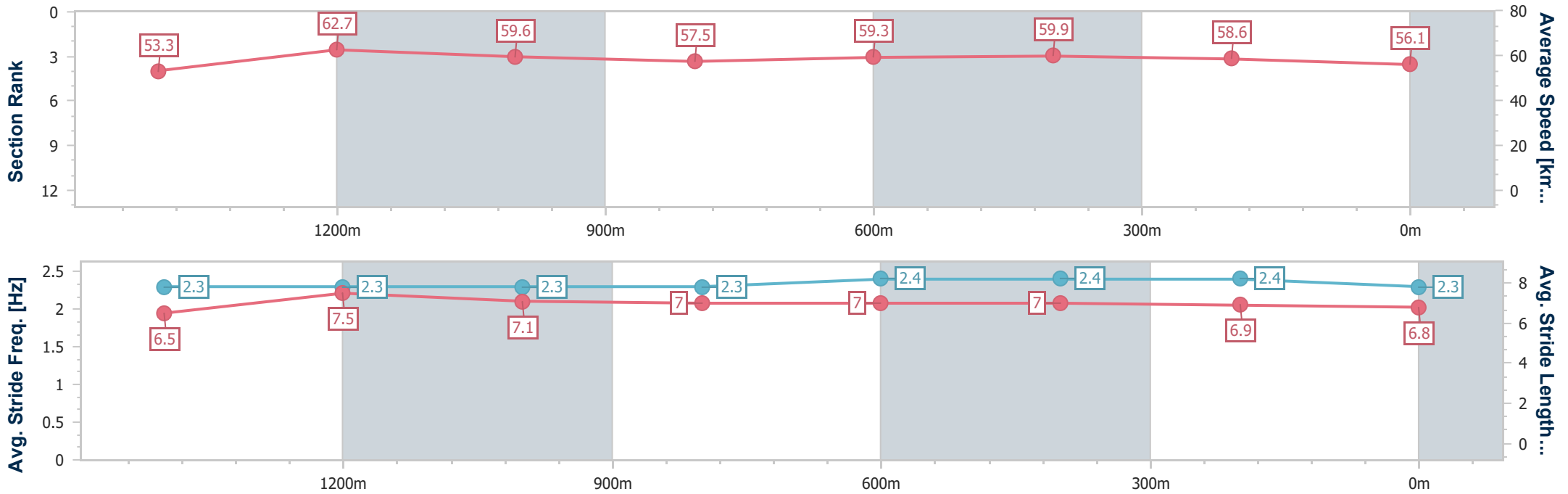
Horse/Jockey Name	Align The Planets
Final Rank	1
Fastest Section Time (Section)	0:11.48 (1400m)
Top Speed [km/h] (Section)	65.8 (Overall)
Race State	Finished



Toowoomba QLD Professional
 Race 8: NEIL MANSELL CONCRETE Maiden Plate - 1625m
 27 April 2024 - 21:22
 Track Rating: Good 4, Weather: Fine, Rail Position: True



Section	Overall	1400m	1200m	1000m	800m	600m	400m	200m
Section Times	1:41.39 [1] (0:15.32)	1:26.07 [7] (0:11.48)	1:14.59 [7] (0:12.14)	1:02.45 [7] (0:12.66)	0:49.79 [7] (0:12.33)	0:37.46 [7] (0:12.25)	0:25.21 [3] (0:12.38)	0:12.83 [2] (0:12.83)
Average Speed [km/h]	53.3	62.7	59.6	57.5	59.3	59.9	58.6	56.1
Top Speed [km/h]	65.8	65.8	62.4	58.1	63.1	63.2	59.2	57.9
Avg. Dist. to Rail [m]	5.9	0.6	2.9	3.5	3.8	4.0	3.2	3.4
Avg. Stride Freq. [Hz]	2.3	2.3	2.3	2.3	2.4	2.4	2.4	2.3
Avg. Stride Length [m]	6.5	7.5	7.1	7.0	7.0	7.0	6.9	6.8



- [] Ranking at each section and finish
- .-.- No data available at this section
- NA No data available



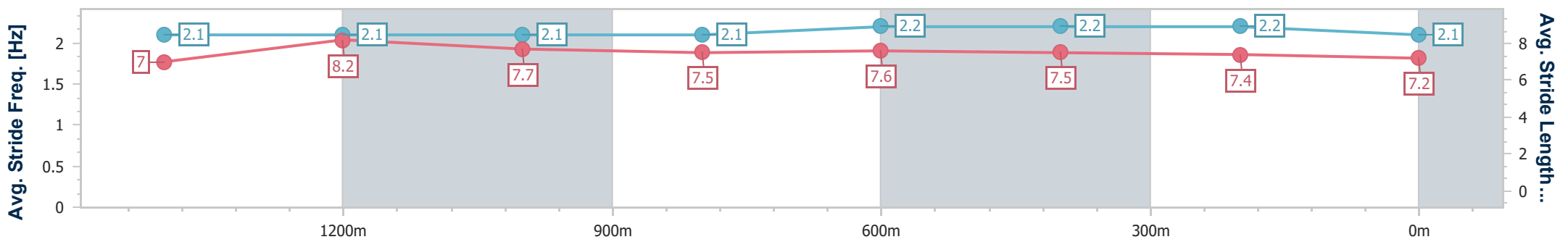
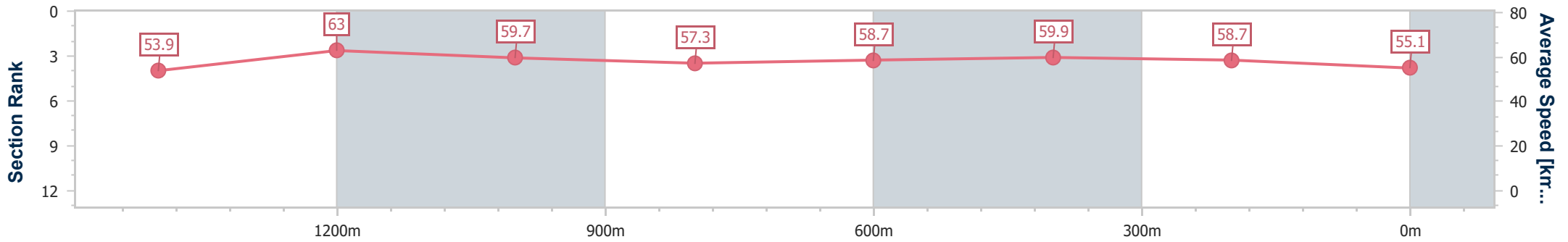
Horse/Jockey Name	Skieda
Final Rank	2
Fastest Section Time (Section)	0:11.47 (1400m)
Top Speed [km/h] (Section)	66.7 (Overall)
Race State	Finished



Toowoomba QLD Professional
 Race 8: NEIL MANSELL CONCRETE Maiden Plate - 1625m
 27 April 2024 - 21:22
 Track Rating: Good 4, Weather: Fine, Rail Position: True



Section	Overall	1400m	1200m	1000m	800m	600m	400m	200m
Section Times	1:41.40 [2] (0:15.11)	1:26.29 [5] (0:11.47)	1:14.82 [6] (0:12.06)	1:02.76 [6] (0:12.66)	0:50.10 [6] (0:12.41)	0:37.69 [3] (0:12.24)	0:25.45 [1] (0:12.38)	0:13.07 [1] (0:13.07)
Average Speed [km/h]	53.9	63.0	59.7	57.3	58.7	59.9	58.7	55.1
Top Speed [km/h]	66.7	66.2	62.2	58.3	62.7	62.8	60.0	56.7
Avg. Dist. to Rail [m]	6.7	0.4	2.1	2.4	3.6	3.7	1.9	0.7
Avg. Stride Freq. [Hz]	2.1	2.1	2.1	2.1	2.2	2.2	2.2	2.1
Avg. Stride Length [m]	7.0	8.2	7.7	7.5	7.6	7.5	7.4	7.2



- [] Ranking at each section and finish
- .-.- No data available at this section
- NA No data available



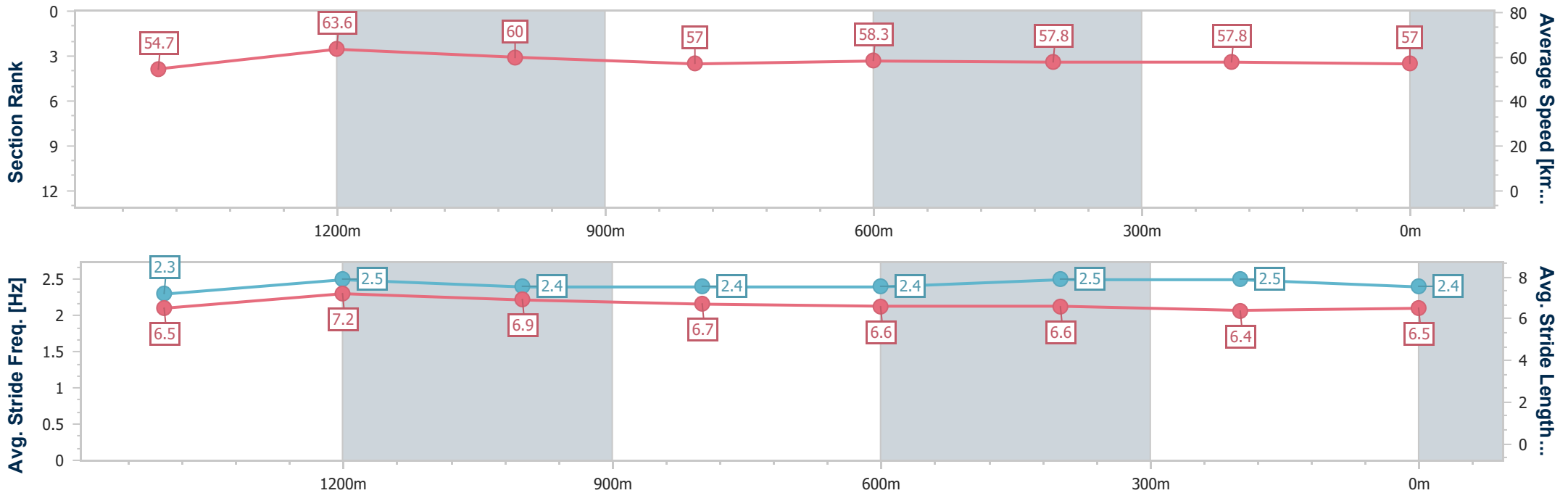
Horse/Jockey Name	Contrick
Final Rank	3
Fastest Section Time (Section)	0:11.50 (1400m)
Top Speed [km/h] (Section)	66.7 (Overall)
Race State	Finished



Toowoomba QLD Professional
 Race 8: NEIL MANSELL CONCRETE Maiden Plate - 1625m
 27 April 2024 - 21:22
 Track Rating: Good 4, Weather: Fine, Rail Position: True



Section	Overall	1400m	1200m	1000m	800m	600m	400m	200m					
Section Times	1:41.41 [3] (0:14.84)	1:26.57 [4] (0:11.50)	1:15.07 [4] (0:12.08)	1:02.99 [4] (0:12.80)	0:50.19 [4] (0:12.52)	0:37.67 [5] (0:12.58)	0:25.09 [4] (0:12.47)	0:12.62 [4] (0:12.62)					
Average Speed [km/h]	54.7	63.6	60.0	57.0	58.3	57.8	57.8	57.0					
Top Speed [km/h]	66.7	66.4	61.9	57.9	60.2	60.2	58.7	57.9					
Avg. Dist. to Rail [m]	5.8	2.7	4.2	3.9	3.8	1.8	1.2	2.5					
Avg. Stride Freq. [Hz]	2.3	2.5	2.4	2.4	2.4	2.5	2.5	2.4					
Avg. Stride Length [m]	6.5	7.2	6.9	6.7	6.6	6.6	6.4	6.5					



- [] Ranking at each section and finish
- .-.- No data available at this section
- NA No data available



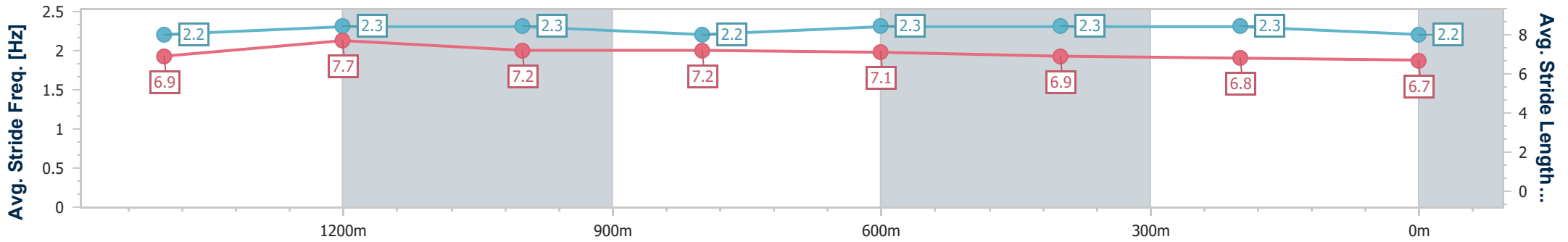
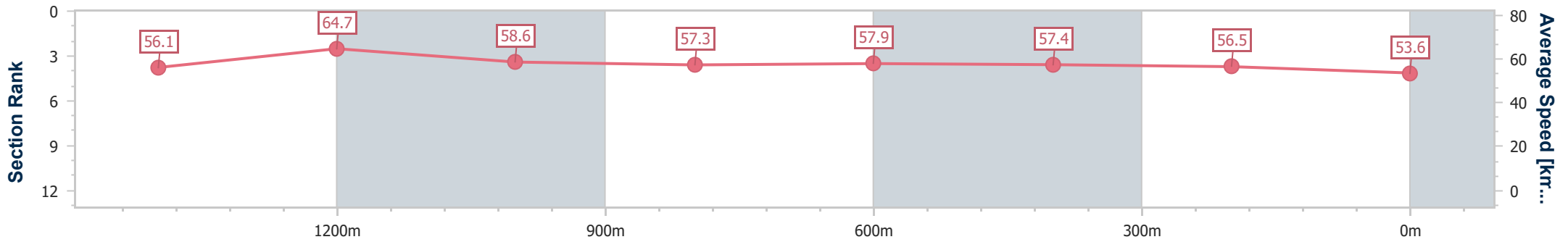
Horse/Jockey Name	Man Talk
Final Rank	4
Fastest Section Time (Section)	0:11.25 (1400m)
Top Speed [km/h] (Section)	68.1 (Overall)
Race State	Finished



Toowoomba QLD Professional
 Race 8: NEIL MANSELL CONCRETE Maiden Plate - 1625m
 27 April 2024 - 21:22
 Track Rating: Good 4, Weather: Fine, Rail Position: True



Section	Overall	1400m	1200m	1000m	800m	600m	400m	200m
Section Times	1:42.19 [4] (0:14.56)	1:27.63 [2] (0:11.25)	1:16.38 [2] (0:12.29)	1:04.09 [2] (0:12.67)	0:51.42 [2] (0:12.59)	0:38.83 [2] (0:12.66)	0:26.17 [2] (0:12.75)	0:13.42 [3] (0:13.42)
Average Speed [km/h]	56.1	64.7	58.6	57.3	57.9	57.4	56.5	53.6
Top Speed [km/h]	68.1	67.3	60.9	58.1	58.9	58.3	57.5	54.8
Avg. Dist. to Rail [m]	6.3	1.6	2.3	2.2	3.0	2.1	0.4	0.4
Avg. Stride Freq. [Hz]	2.2	2.3	2.3	2.2	2.3	2.3	2.3	2.2
Avg. Stride Length [m]	6.9	7.7	7.2	7.2	7.1	6.9	6.8	6.7



- [] Ranking at each section and finish
- .-.- No data available at this section
- NA No data available



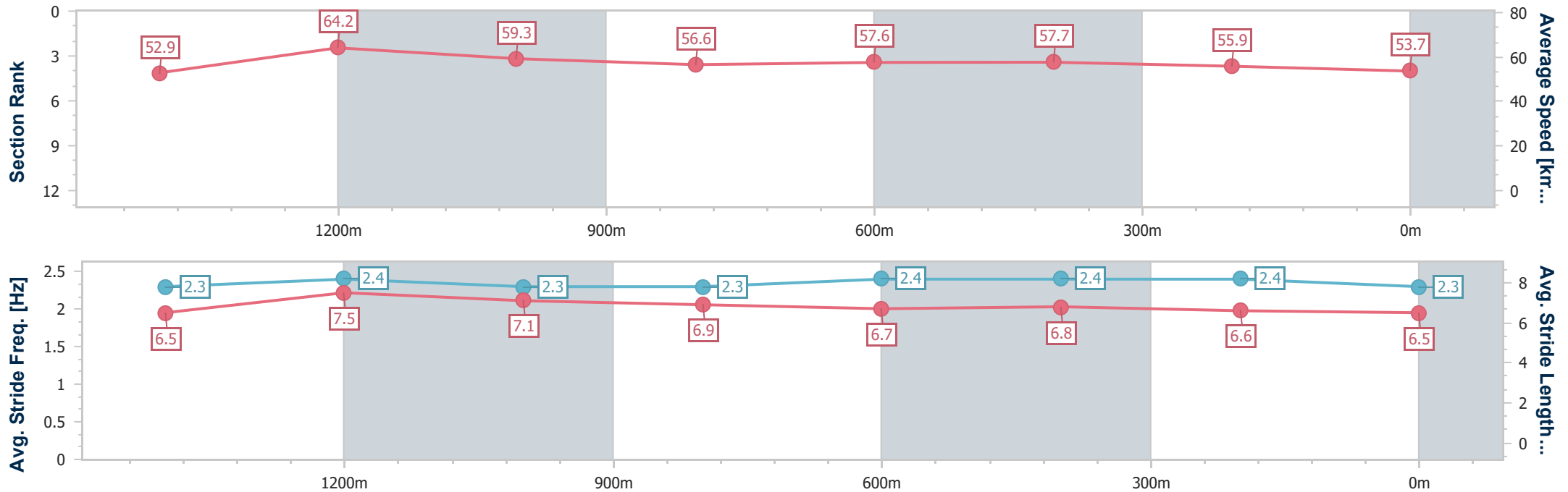
Horse/Jockey Name	Fionte
Final Rank	5
Fastest Section Time (Section)	0:11.08 (1400m)
Top Speed [km/h] (Section)	67.2 (1400m)
Race State	Finished



Toowoomba QLD Professional
 Race 8: NEIL MANSELL CONCRETE Maiden Plate - 1625m
 27 April 2024 - 21:22
 Track Rating: Good 4, Weather: Fine, Rail Position: True



Section	Overall	1400m	1200m	1000m	800m	600m	400m	200m
Section Times	1:42.92 [5] (0:15.28)	1:27.64 [6] (0:11.08)	1:16.56 [5] (0:12.14)	1:04.42 [5] (0:12.78)	0:51.64 [5] (0:12.59)	0:39.05 [6] (0:12.72)	0:26.33 [6] (0:12.92)	0:13.41 [5] (0:13.41)
Average Speed [km/h]	52.9	64.2	59.3	56.6	57.6	57.7	55.9	53.7
Top Speed [km/h]	67.2	67.2	62.3	57.7	60.1	60.6	57.3	54.7
Avg. Dist. to Rail [m]	4.1	1.7	0.4	0.6	2.8	3.4	1.7	0.4
Avg. Stride Freq. [Hz]	2.3	2.4	2.3	2.3	2.4	2.4	2.4	2.3
Avg. Stride Length [m]	6.5	7.5	7.1	6.9	6.7	6.8	6.6	6.5



- [] Ranking at each section and finish
- .-.- No data available at this section
- NA No data available



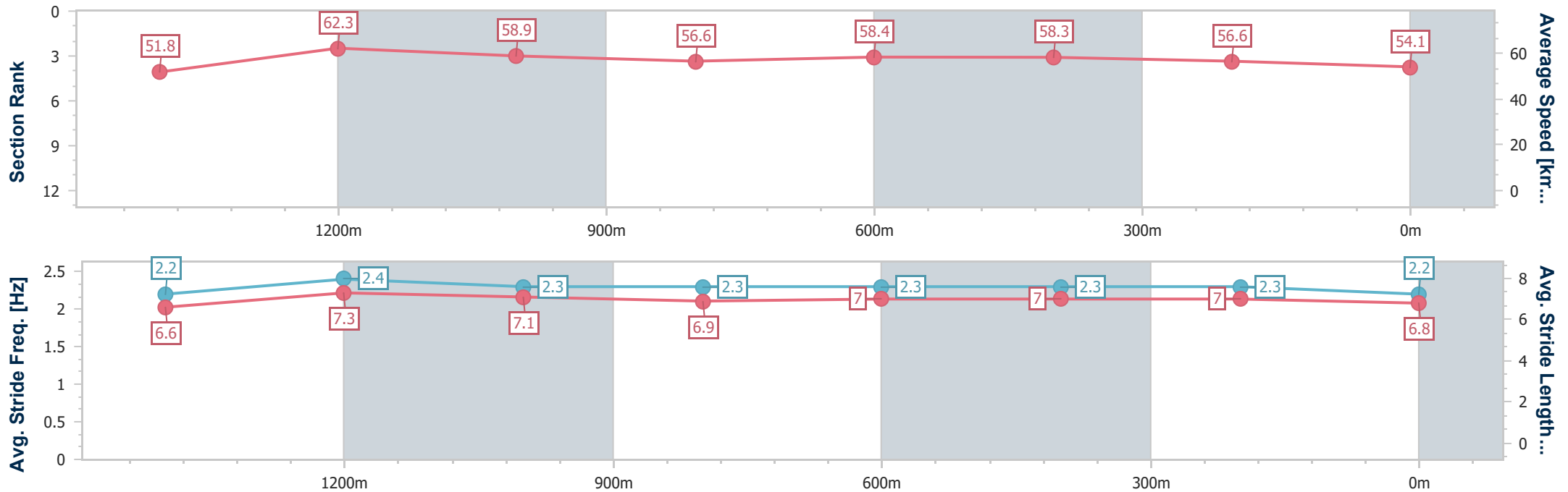
Horse/Jockey Name	Madam Rock
Final Rank	6
Fastest Section Time (Section)	0:11.42 (1400m)
Top Speed [km/h] (Section)	65.1 (1400m)
Race State	Finished



Toowoomba QLD Professional
 Race 8: NEIL MANSELL CONCRETE Maiden Plate - 1625m
 27 April 2024 - 21:22
 Track Rating: Good 4, Weather: Fine, Rail Position: True



Section	Overall	1400m	1200m	1000m	800m	600m	400m	200m					
Section Times	1:43.04 [6] (0:15.59)	1:27.45 [8] (0:11.42)	1:16.03 [8] (0:12.26)	1:03.77 [8] (0:12.73)	0:51.04 [8] (0:12.39)	0:38.65 [8] (0:12.52)	0:26.13 [8] (0:12.82)	0:13.31 [6] (0:13.31)					
Average Speed [km/h]	51.8	62.3	58.9	56.6	58.4	58.3	56.6	54.1					
Top Speed [km/h]	65.1	65.1	61.5	59.3	60.2	59.9	57.5	55.7					
Avg. Dist. to Rail [m]	3.3	1.8	0.6	1.2	2.0	2.8	2.3	4.5					
Avg. Stride Freq. [Hz]	2.2	2.4	2.3	2.3	2.3	2.3	2.3	2.2					
Avg. Stride Length [m]	6.6	7.3	7.1	6.9	7.0	7.0	7.0	6.8					



- [] Ranking at each section and finish
- .-.- No data available at this section
- NA No data available



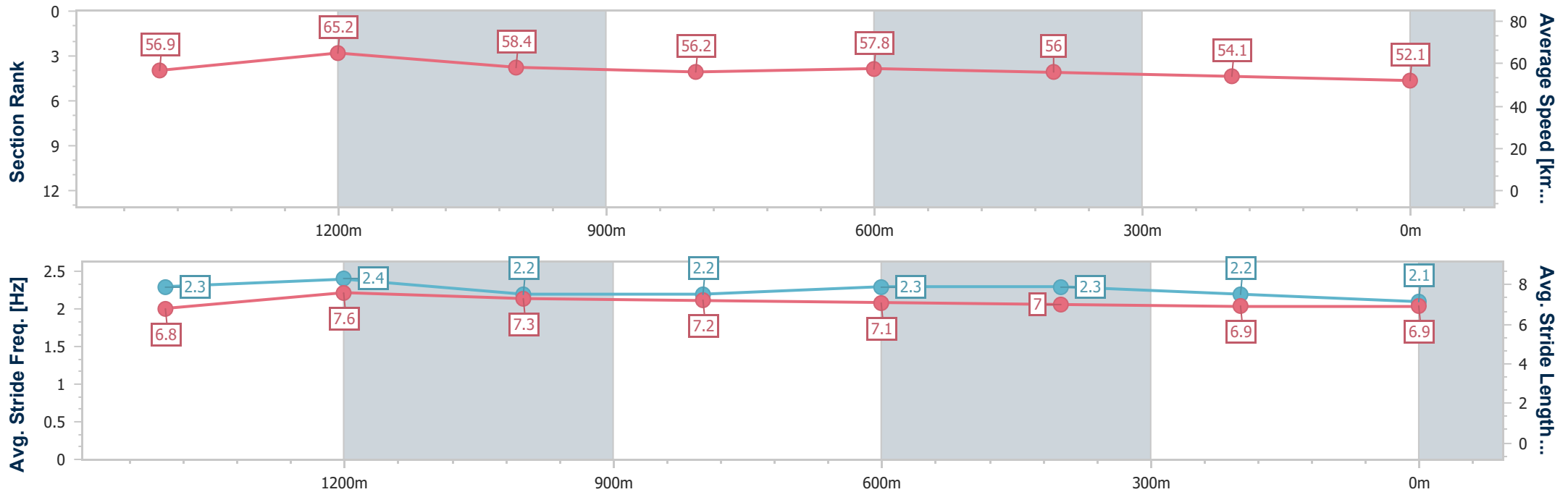
Horse/Jockey Name	Dream Passage
Final Rank	8
Fastest Section Time (Section)	0:11.09 (1400m)
Top Speed [km/h] (Section)	70.6 (Overall)
Race State	Finished



Toowoomba QLD Professional
 Race 8: NEIL MANSELL CONCRETE Maiden Plate - 1625m
 27 April 2024 - 21:22
 Track Rating: Good 4, Weather: Fine, Rail Position: True



Section	Overall	1400m	1200m	1000m	800m	600m	400m	200m					
Section Times	1:43.56 [8] (0:14.43)	1:29.13 [1] (0:11.09)	1:18.04 [1] (0:12.35)	1:05.69 [1] (0:12.88)	0:52.81 [1] (0:12.59)	0:40.22 [1] (0:13.06)	0:27.16 [5] (0:13.35)	0:13.81 [7] (0:13.81)					
Average Speed [km/h]	56.9	65.2	58.4	56.2	57.8	56.0	54.1	52.1					
Top Speed [km/h]	70.6	70.4	60.5	57.3	59.5	58.5	54.8	54.4					
Avg. Dist. to Rail [m]	8.4	1.1	1.1	1.3	4.2	3.3	0.9	0.4					
Avg. Stride Freq. [Hz]	2.3	2.4	2.2	2.2	2.3	2.3	2.2	2.1					
Avg. Stride Length [m]	6.8	7.6	7.3	7.2	7.1	7.0	6.9	6.9					



- [] Ranking at each section and finish
- .-.- No data available at this section
- NA No data available



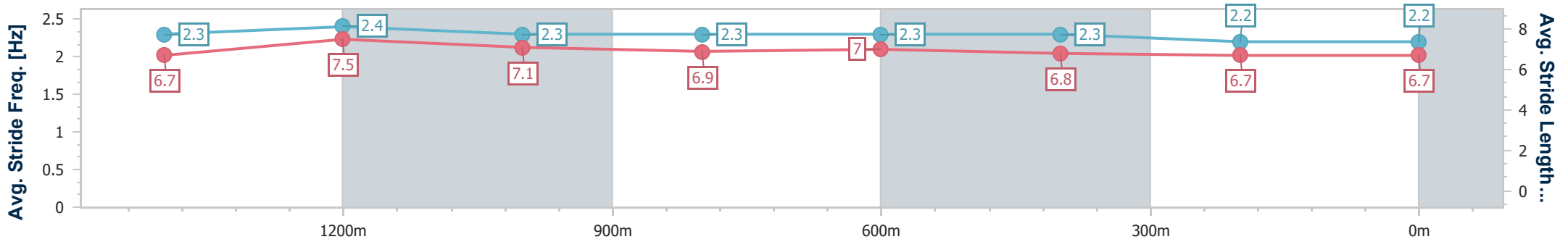
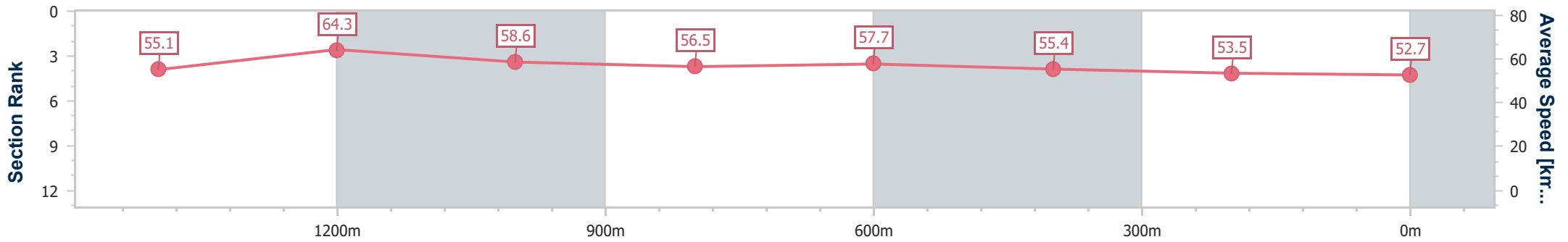
Horse/Jockey Name	Casino Cat
Final Rank	9
Fastest Section Time (Section)	0:11.23 (1400m)
Top Speed [km/h] (Section)	67.9 (Overall)
Race State	Finished



Toowoomba QLD Professional
 Race 8: NEIL MANSELL CONCRETE Maiden Plate - 1625m
 27 April 2024 - 21:22
 Track Rating: Good 4, Weather: Fine, Rail Position: True



Section	Overall	1400m	1200m	1000m	800m	600m	400m	200m
Section Times	1:43.96 [9] (0:14.74)	1:29.22 [3] (0:11.23)	1:17.99 [3] (0:12.34)	1:05.65 [3] (0:12.79)	0:52.86 [3] (0:12.61)	0:40.25 [3] (0:13.14)	0:27.11 [7] (0:13.45)	0:13.66 [8] (0:13.66)
Average Speed [km/h]	55.1	64.3	58.6	56.5	57.7	55.4	53.5	52.7
Top Speed [km/h]	67.9	66.5	61.4	57.6	58.6	58.3	54.0	54.1
Avg. Dist. to Rail [m]	3.6	1.1	2.0	1.6	3.0	2.1	0.4	0.8
Avg. Stride Freq. [Hz]	2.3	2.4	2.3	2.3	2.3	2.3	2.2	2.2
Avg. Stride Length [m]	6.7	7.5	7.1	6.9	7.0	6.8	6.7	6.7



- [] Ranking at each section and finish
- .-.- No data available at this section
- NA No data available



Horse/Jockey Name	Stpeterscathedral
Final Rank	7
Fastest Section Time (Section)	--:--
Top Speed [km/h] (Section)	--
Race State	DidNotTrack



Toowoomba QLD Professional
 Race 8: NEIL MANSELL CONCRETE Maiden Plate - 1625m
 27 April 2024 - 21:22
 Track Rating: Good 4, Weather: Fine, Rail Position: True



Section	Overall	1400m	1200m	1000m	800m	600m	400m	200m					
Section Times	--:--	--:--	--:--	--:--	--:--	--:--	--:--	--:--					
Average Speed [km/h]	--	--	--	--	--	--	--	--					
Top Speed [km/h]	--	--	--	--	--	--	--	--					
Avg. Dist. to Rail [m]	--	--	--	--	--	--	--	--					
Avg. Stride Freq. [Hz]	--	--	--	--	--	--	--	--					
Avg. Stride Length [m]	--	--	--	--	--	--	--	--					

- [] Ranking at each section and finish
- :-- No data available at this section
- NA No data available