



Toowoomba QLD Professional

Race 6: MORT & CO Maiden Handicap - 1300m

27 April 2024 - 20:16



Track Rating: Good 4, Weather: Fine, Rail Position: True

Section		Overall	1200m	1000m	800m	600m	400m	Last 600m				
Field Times		1:21.05 (0:08.36)	1:12.69 (0:10.88)	1:01.81 (0:11.43)	0:50.38 (0:12.21)	0:38.17 (0:12.92)	0:25.25 (0:12.63)	0:00.00				
Rank	TAB Horse/Jockey	Barrier	Top Speed [km/h]	Fastest Section							Distance Travelled [m]	
1	9 INTRECCIATO Karl Zechner	8	66.9 1200m	0:08.89 Overall	1:21.05 [1] (0:08.89)	1:12.16 [10] (0:11.08)	1:01.08 [11] (0:11.68)	0:49.40 [9] (0:12.33)	0:37.07 [10] (0:12.43)	0:24.64 [6] (0:12.33)	0:37.07	
2	12 MAKE HASTE Micheal Hellyer	3	66.3 1200m	0:08.84 Overall	1:21.15 [2] (0:08.84)	1:12.31 [9] (0:11.07)	1:01.24 [9] (0:11.61)	0:49.63 [8] (0:12.20)	0:37.43 [6] (0:12.41)	0:25.02 [2] (0:12.30)	0:37.43	-5
3	8 GO GIRL GO Emily Lang	11	66.6 1200m	0:09.03 Overall	1:21.51 [3] (0:09.03)	1:12.48 [11] (0:11.17)	1:01.31 [12] (0:11.64)	0:49.67 [11] (0:12.22)	0:37.45 [11] (0:12.63)	0:24.82 [7] (0:12.38)	0:37.45	-3
4	3 SUPER QUICK Nathan Fazackerley	4	68.3 1200m	0:08.42 Overall	1:21.60 [4] (0:08.42)	1:13.18 [2] (0:10.85)	1:02.33 [2] (0:11.69)	0:50.64 [4] (0:12.31)	0:38.33 [3] (0:12.88)	0:25.45 [3] (0:12.58)	0:38.33	-7
5	5 YIPPEE BEAN Cobi Vitler	13	Data was not able to be tracked for this horse		-:--:--	-:--:--	-:--:--	-:--:--	-:--:--	-:--:--	-:--:--	----
6	14 TIME FOR JACK Shania Willis	12	68.8 1200m	0:08.61 Overall	1:22.42 [6] (0:08.61)	1:13.81 [5] (0:10.77)	1:03.04 [3] (0:11.51)	0:51.53 [2] (0:12.44)	0:39.09 [4] (0:12.90)	0:26.19 [5] (0:12.94)	0:39.09	-1
7	4 FLEUR DE VIE Nikki Olzard	6	68.0 1200m	0:08.36 Overall	1:22.48 [7] (0:08.36)	1:14.12 [1] (0:10.88)	1:03.24 [1] (0:11.43)	0:51.81 [1] (0:12.21)	0:39.60 [1] (0:12.92)	0:26.68 [1] (0:13.14)	0:39.60	-6
8	11 QUEEN OF DARK Kirk Matheson	5	69.0 1200m	0:08.83 Overall	1:24.38 [8] (0:08.83)	1:15.55 [7] (0:10.60)	1:04.95 [4] (0:11.48)	0:53.47 [3] (0:12.30)	0:41.17 [2] (0:12.98)	0:28.19 [4] (0:13.66)	0:41.17	-4
9	13 EXPEDIENT CHOICE Olivia Webb	7	68.0 1200m	0:09.17 Overall	1:24.73 [9] (0:09.17)	1:15.56 [12] (0:10.69)	1:04.87 [7] (0:11.63)	0:53.24 [7] (0:12.41)	0:40.83 [9] (0:13.37)	0:27.46 [10] (0:13.69)	0:40.83	+1
10	15 TWO TIME GIRL Montanna Savva	1	66.1 1200m	0:08.47 Overall	1:24.90 [10] (0:08.47)	1:16.43 [4] (0:11.07)	1:05.36 [5] (0:11.77)	0:53.59 [5] (0:12.48)	0:41.11 [8] (0:13.08)	0:28.03 [9] (0:13.67)	0:41.11	-8

Scratched: Toy Dandy (#10), Casino Coast (#1), Quarter Red (#6)



Toowoomba QLD Professional
Race 6: MORT & CO Maiden Handicap - 1300m
27 April 2024 - 20:16



Track Rating: Good 4, Weather: Fine, Rail Position: True

Section	Overall	1200m	1000m	800m	600m	400m	Last 600m
Field Times	1:21.05 (0:08.36)	1:12.69 (0:10.88)	1:01.81 (0:11.43)	0:50.38 (0:12.21)	0:38.17 (0:12.92)	0:25.25 (0:12.63)	0:00.00

Rank	TAB	Horse/Jockey	Barrier	Top Speed [km/h]	Fastest Section	Overall	1200m	1000m	800m	600m	400m	Last 600m	Distance Travelled [m]
11	7	CRIMSON REWARD	2	65.9	0:08.45	1:25.42 [11]	1:16.97 [3]	1:05.85 [6]	0:54.03 [6]	0:41.65 [7]	0:28.62 [8]	0:41.65	-1
		Casey Waddell		1200m	Overall	(0:08.45)	(0:11.12)	(0:11.82)	(0:12.38)	(0:13.03)	(0:13.47)		
12	2	FLINTON ROAD	14	67.1	0:08.83	1:26.68 [12]	1:17.85 [8]	1:06.75 [10]	0:54.61 [12]	0:42.14 [12]	0:28.56 [11]	0:42.14	+0
		Kenji Yoshida		1200m	Overall	(0:08.83)	(0:11.10)	(0:12.14)	(0:12.47)	(0:13.58)	(0:13.60)		

Scratched: Toy Dandy (#10), Casino Coast (#1), Quarter Red (#6)

[] Ranking at each section and finish
 -:-:-:- No data available at this section
 NA No data available

SCN Saddle cloth number
 DNF Did not finish
 DNT Did not track



Toowoomba QLD Professional
Race 6: MORT & CO Maiden Handicap - 1300m
27 April 2024 - 20:16



Track Rating: Good 4, Weather: Fine, Rail Position: True

Section				200m			Last 600m		
Field Times				0:12.62			0:00.00		
Rank	TAB	Horse/Jockey	Barrier	Top Speed [km/h]	Fastest Section	Margin	Margin	Distance Travelled [m]	
1	9	INTRECCIATO Karl Zechner	8	66.9 1200m	0:08.89 Overall	0:12.31 [3] (0:12.31)	1:21.05	0:37.07	
2	12	MAKE HASTE Micheal Hellyer	3	66.3 1200m	0:08.84 Overall	0:12.72 [1] (0:12.72)	0.5L	0:37.43 -5	
3	8	GO GIRL GO Emily Lang	11	66.6 1200m	0:09.03 Overall	0:12.44 [5] (0:12.44)	2.5L	0:37.45 -3	
4	3	SUPER QUICK Nathan Fazackerley	4	68.3 1200m	0:08.42 Overall	0:12.87 [2] (0:12.87)	3L	0:38.33 -7	
5	5	YIPPEE BEAN Cobi Vitler	13	Data was not able to be tracked for this horse		-:--:--	6.5L	-:--:-- ----	
6	14	TIME FOR JACK Shania Willis	12	68.8 1200m	0:08.61 Overall	0:13.25 [6] (0:13.25)	7.5L	0:39.09 -1	
7	4	FLEUR DE VIE Nikki Olzard	6	68.0 1200m	0:08.36 Overall	0:13.54 [4] (0:13.54)	7.7L	0:39.60 -6	
8	11	QUEEN OF DARK Kirk Matheson	5	69.0 1200m	0:08.83 Overall	0:14.53 [7] (0:14.53)	18.7L	0:41.17 -4	
9	13	EXPEDIENT CHOICE Olivia Webb	7	68.0 1200m	0:09.17 Overall	0:13.77 [10] (0:13.77)	20.7L	0:40.83 +1	
10	15	TWO TIME GIRL Montanna Savva	1	66.1 1200m	0:08.47 Overall	0:14.36 [9] (0:14.36)	21.5L	0:41.11 -8	

Scratched: Toy Dandy (#10), Casino Coast (#1), Quarter Red (#6)

[] Ranking at each section and finish
 -:--:-- No data available at this section
 NA No data available

SCN Saddle cloth number
 DNF Did not finish
 DNT Did not track



Toowoomba QLD Professional
Race 6: MORT & CO Maiden Handicap - 1300m
27 April 2024 - 20:16



Track Rating: Good 4, Weather: Fine, Rail Position: True

Section				200m				Last 600m		
Field Times				0:12.62 (0:12.62)				0:00.00		
Rank	TAB	Horse/Jockey	Barrier	Top Speed [km/h]	Fastest Section	Margin			Distance Travelled [m]	
11	7	CRIMSON REWARD	2	65.9	0:08.45	0:15.15 [8]	24.5L		0:41.65	-1
		Casey Waddell		1200m	Overall	(0:15.15)				
12	2	FLINTON ROAD	14	67.1	0:08.83	0:14.96 [11]	31.8L		0:42.14	+0
		Kenji Yoshida		1200m	Overall	(0:14.96)				

Scratched: Toy Dandy (#10), Casino Coast (#1), Quarter Red (#6)

[] Ranking at each section and finish
 -:-:-:- No data available at this section
 NA No data available

SCN Saddle cloth number
 DNF Did not finish
 DNT Did not track



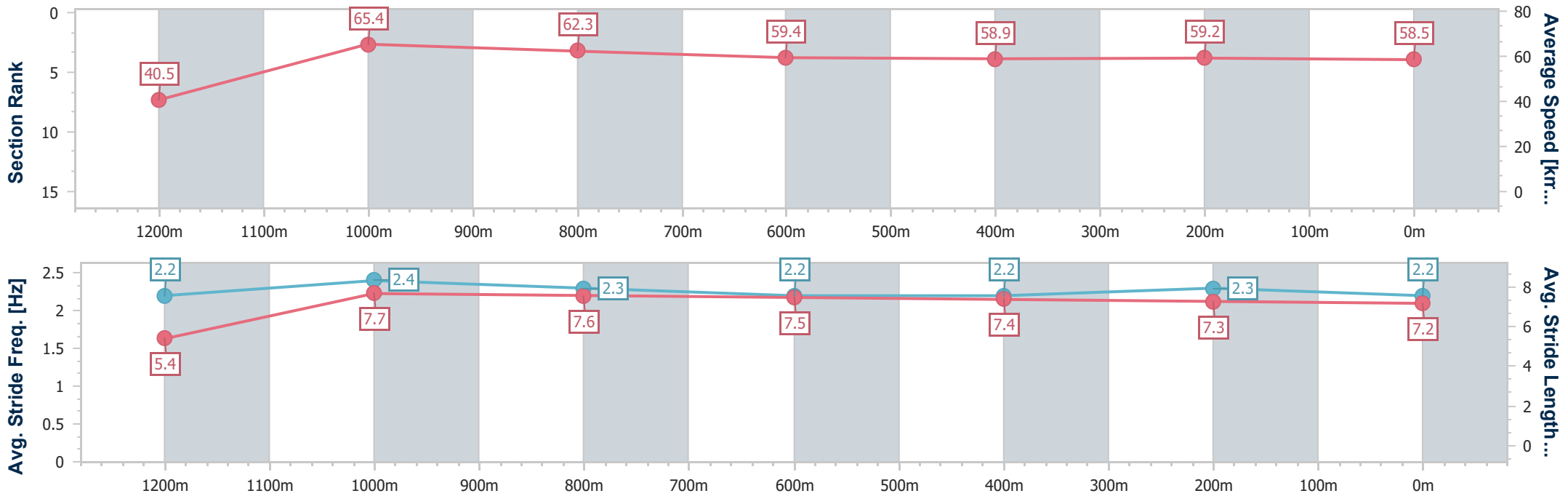
Horse/Jockey Name	Intrecciato
Final Rank	1
Fastest Section Time (Section)	0:08.89 (Overall)
Top Speed [km/h] (Section)	66.9 (1200m)
Race State	Finished



Toowoomba QLD Professional
 Race 6: MORT & CO Maiden Handicap - 1300m
 27 April 2024 - 20:16
 Track Rating: Good 4, Weather: Fine, Rail Position: True



Section	Overall	1200m	1000m	800m	600m	400m	200m
Section Times	1:21.05 [1] (0:08.89)	1:12.16 [10] (0:11.08)	1:01.08 [11] (0:11.68)	0:49.40 [9] (0:12.33)	0:37.07 [10] (0:12.43)	0:24.64 [6] (0:12.33)	0:12.31 [3] (0:12.31)
Average Speed [km/h]	40.5	65.4	62.3	59.4	58.9	59.2	58.5
Top Speed [km/h]	62.3	66.9	64.5	60.8	59.9	60.0	59.6
Avg. Dist. to Rail [m]	11.3	6.1	4.5	3.9	3.1	4.3	4.2
Avg. Stride Freq. [Hz]	2.2	2.4	2.3	2.2	2.2	2.3	2.2
Avg. Stride Length [m]	5.4	7.7	7.6	7.5	7.4	7.3	7.2



- [] Ranking at each section and finish
- .-.- No data available at this section
- NA No data available



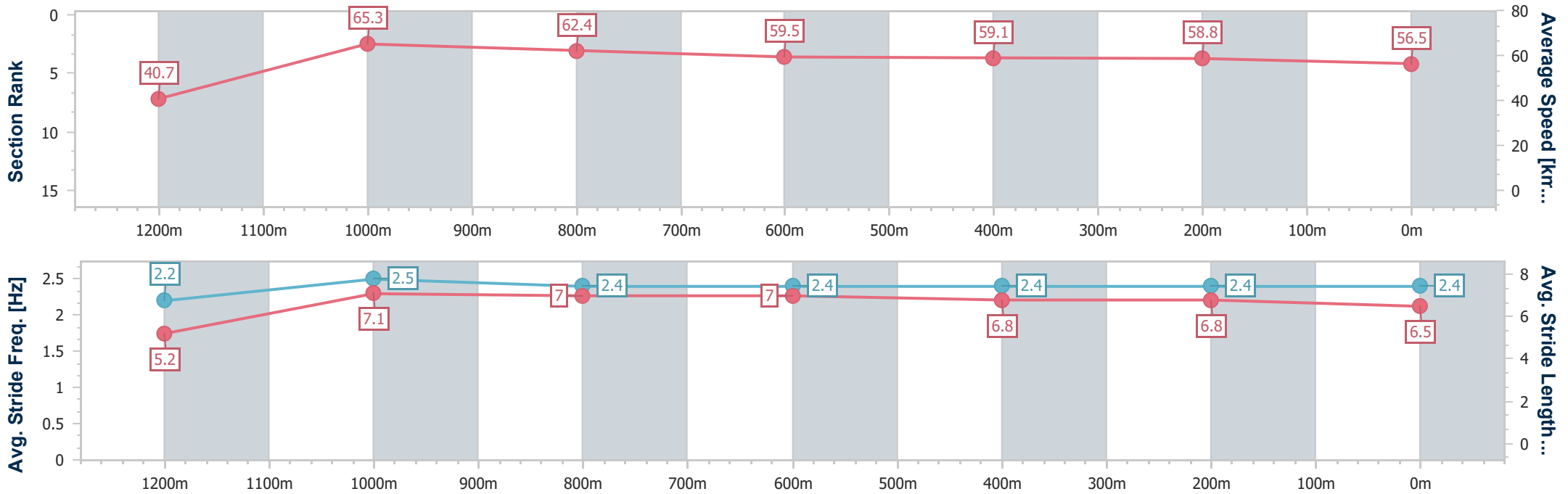
Horse/Jockey Name	Make Haste
Final Rank	2
Fastest Section Time (Section)	0:08.84 (Overall)
Top Speed [km/h] (Section)	66.3 (1200m)
Race State	Finished



Toowoomba QLD Professional
 Race 6: MORT & CO Maiden Handicap - 1300m
 27 April 2024 - 20:16
 Track Rating: Good 4, Weather: Fine, Rail Position: True



Section	Overall	1200m	1000m	800m	600m	400m	200m
Section Times	1:21.15 [2] (0:08.84)	1:12.31 [9] (0:11.07)	1:01.24 [9] (0:11.61)	0:49.63 [8] (0:12.20)	0:37.43 [6] (0:12.41)	0:25.02 [2] (0:12.30)	0:12.72 [1] (0:12.72)
Average Speed [km/h]	40.7	65.3	62.4	59.5	59.1	58.8	56.5
Top Speed [km/h]	65.4	66.3	64.6	61.6	59.6	60.1	59.0
Avg. Dist. to Rail [m]	5.6	4.8	3.0	2.5	3.3	1.0	0.8
Avg. Stride Freq. [Hz]	2.2	2.5	2.4	2.4	2.4	2.4	2.4
Avg. Stride Length [m]	5.2	7.1	7.0	7.0	6.8	6.8	6.5



- [] Ranking at each section and finish
- .-.- No data available at this section
- NA No data available



Horse/Jockey Name	Go Girl Go
Final Rank	3
Fastest Section Time (Section)	0:09.03 (Overall)
Top Speed [km/h] (Section)	66.6 (1200m)
Race State	Finished



Toowoomba QLD Professional

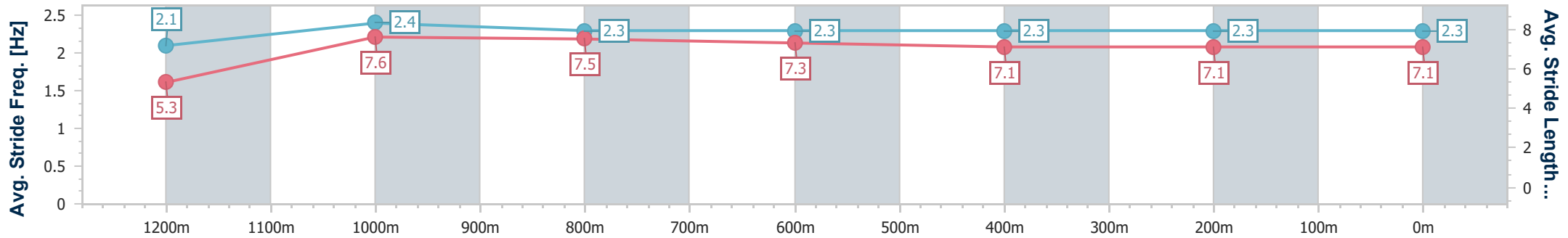
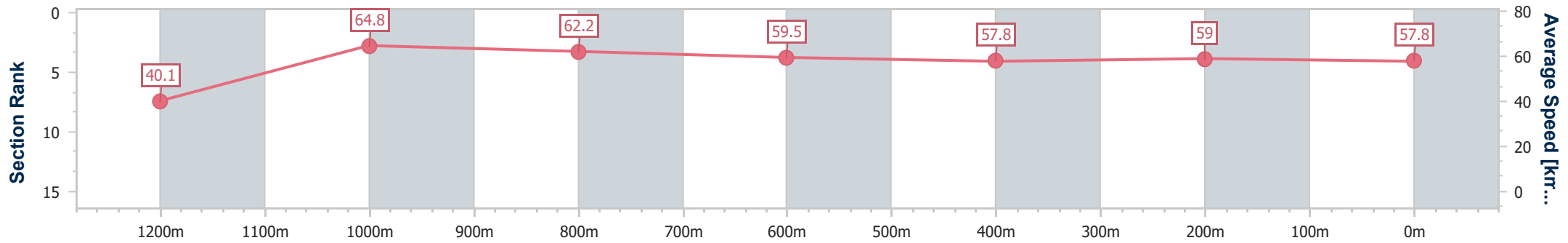
Race 6: MORT & CO Maiden Handicap - 1300m

27 April 2024 - 20:16



Track Rating: Good 4, Weather: Fine, Rail Position: True

Section	Overall	1200m	1000m	800m	600m	400m	200m
Section Times	1:21.51 [3] (0:09.03)	1:12.48 [11] (0:11.17)	1:01.31 [12] (0:11.64)	0:49.67 [11] (0:12.22)	0:37.45 [11] (0:12.63)	0:24.82 [7] (0:12.38)	0:12.44 [5] (0:12.44)
Average Speed [km/h]	40.1	64.8	62.2	59.5	57.8	59.0	57.8
Top Speed [km/h]	62.3	66.6	64.1	60.5	60.0	59.9	58.6
Avg. Dist. to Rail [m]	9.6	4.9	2.2	2.6	3.6	3.7	5.7
Avg. Stride Freq. [Hz]	2.1	2.4	2.3	2.3	2.3	2.3	2.3
Avg. Stride Length [m]	5.3	7.6	7.5	7.3	7.1	7.1	7.1



- [] Ranking at each section and finish
- .-.- No data available at this section
- NA No data available



Horse/Jockey Name	Super Quick
Final Rank	4
Fastest Section Time (Section)	0:08.42 (Overall)
Top Speed [km/h] (Section)	68.3 (1200m)
Race State	Finished



Toowoomba QLD Professional

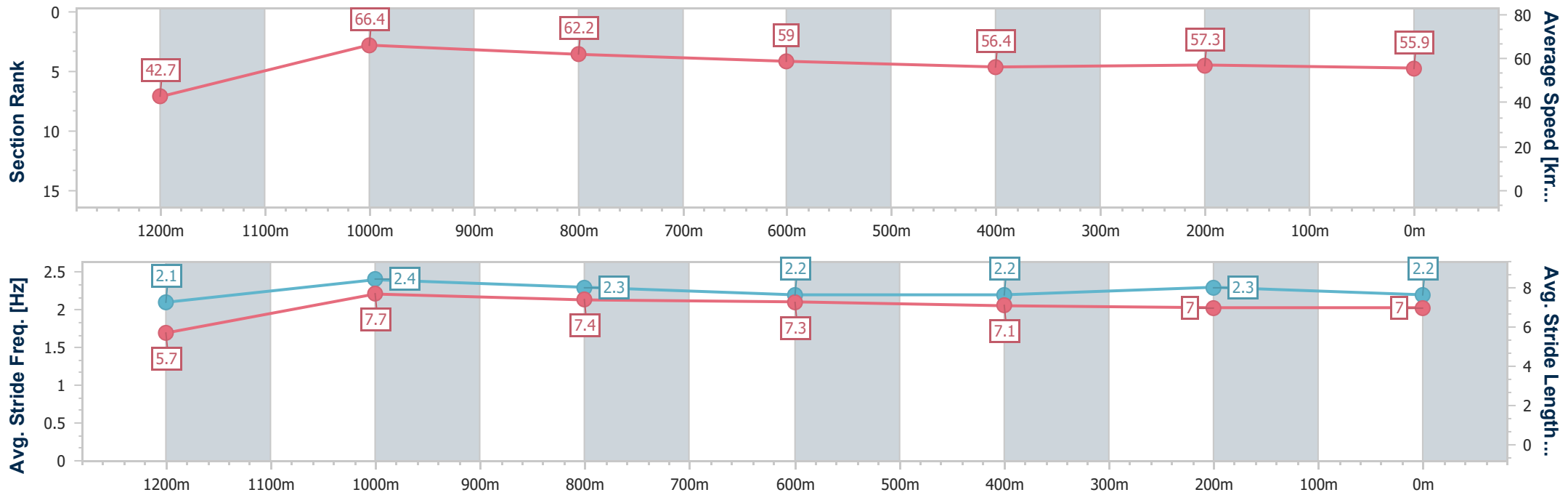
Race 6: MORT & CO Maiden Handicap - 1300m

27 April 2024 - 20:16

Track Rating: Good 4, Weather: Fine, Rail Position: True



Section	Overall	1200m	1000m	800m	600m	400m	200m
Section Times	1:21.60 [4] (0:08.42)	1:13.18 [2] (0:10.85)	1:02.33 [2] (0:11.69)	0:50.64 [4] (0:12.31)	0:38.33 [3] (0:12.88)	0:25.45 [3] (0:12.58)	0:12.87 [2] (0:12.87)
Average Speed [km/h]	42.7	66.4	62.2	59.0	56.4	57.3	55.9
Top Speed [km/h]	64.9	68.3	65.8	60.5	59.1	59.3	58.4
Avg. Dist. to Rail [m]	6.8	4.4	3.3	1.9	1.8	1.6	2.1
Avg. Stride Freq. [Hz]	2.1	2.4	2.3	2.2	2.2	2.3	2.2
Avg. Stride Length [m]	5.7	7.7	7.4	7.3	7.1	7.0	7.0



- [] Ranking at each section and finish
- .-.- No data available at this section
- NA No data available



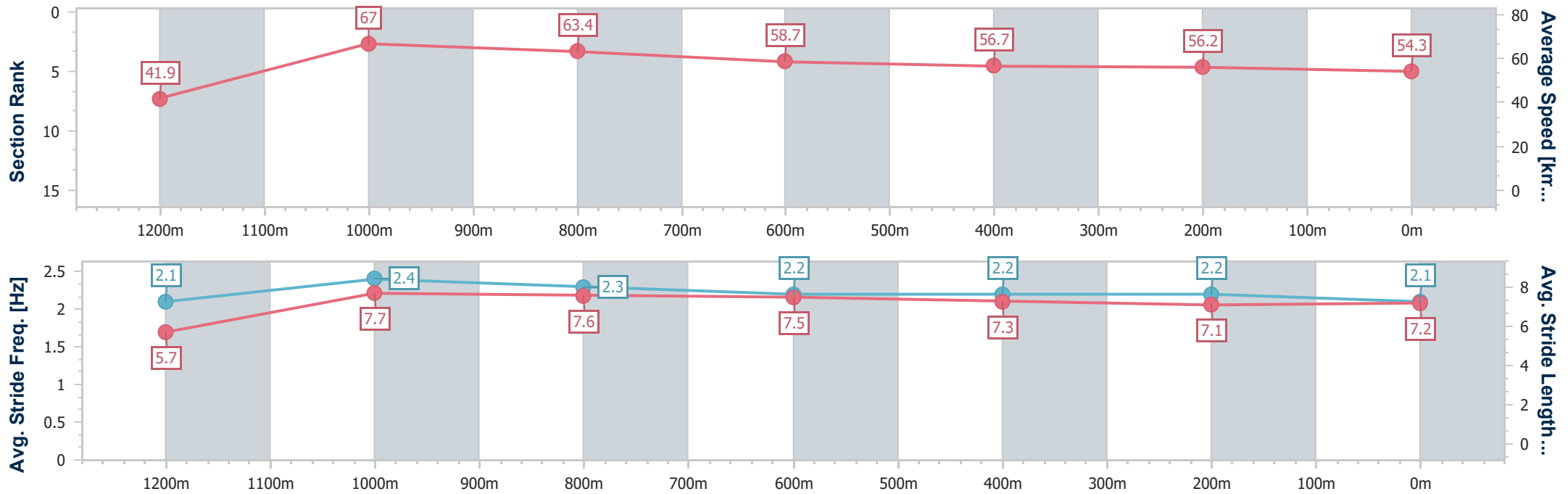
Horse/Jockey Name	Time For Jack
Final Rank	6
Fastest Section Time (Section)	0:08.61 (Overall)
Top Speed [km/h] (Section)	68.8 (1200m)
Race State	Finished



Toowoomba QLD Professional
 Race 6: MORT & CO Maiden Handicap - 1300m
 27 April 2024 - 20:16
 Track Rating: Good 4, Weather: Fine, Rail Position: True



Section	Overall	1200m	1000m	800m	600m	400m	200m
Section Times	1:22.42 [6] (0:08.61)	1:13.81 [5] (0:10.77)	1:03.04 [3] (0:11.51)	0:51.53 [2] (0:12.44)	0:39.09 [4] (0:12.90)	0:26.19 [5] (0:12.94)	0:13.25 [6] (0:13.25)
Average Speed [km/h]	41.9	67.0	63.4	58.7	56.7	56.2	54.3
Top Speed [km/h]	63.8	68.8	65.5	61.7	58.3	57.7	55.3
Avg. Dist. to Rail [m]	11.5	7.3	5.0	3.7	3.2	2.7	2.3
Avg. Stride Freq. [Hz]	2.1	2.4	2.3	2.2	2.2	2.2	2.1
Avg. Stride Length [m]	5.7	7.7	7.6	7.5	7.3	7.1	7.2



- [] Ranking at each section and finish
- .-.- No data available at this section
- NA No data available



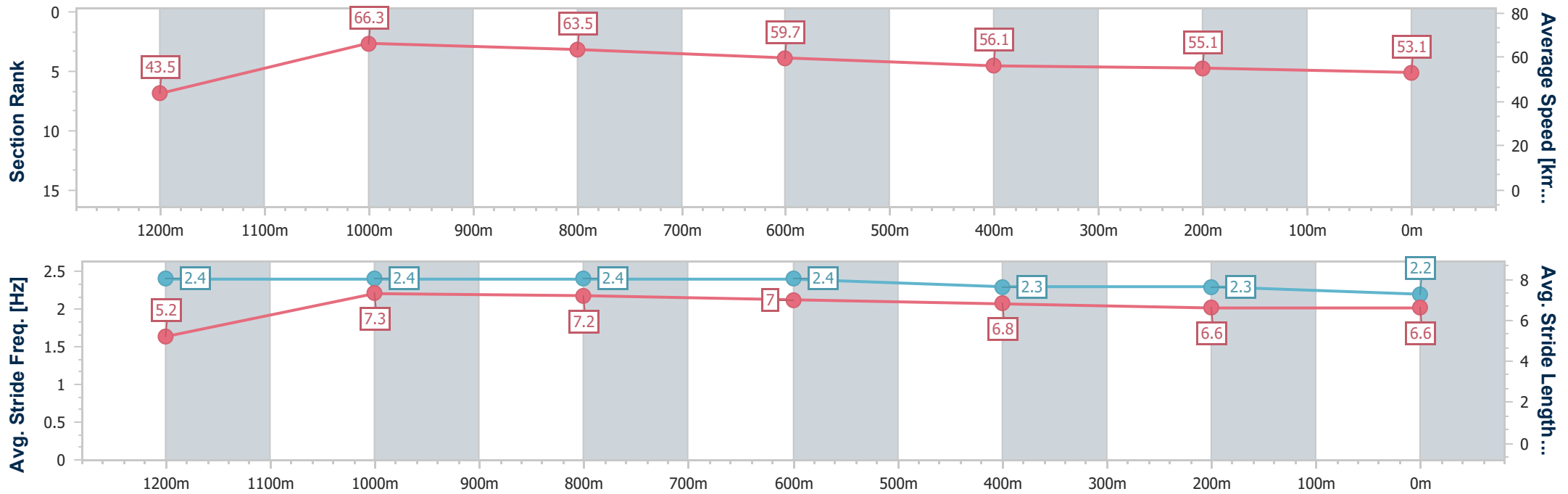
Horse/Jockey Name	Fleur De Vie
Final Rank	7
Fastest Section Time (Section)	0:08.36 (Overall)
Top Speed [km/h] (Section)	68.0 (1200m)
Race State	Finished



Toowoomba QLD Professional
 Race 6: MORT & CO Maiden Handicap - 1300m
 27 April 2024 - 20:16
 Track Rating: Good 4, Weather: Fine, Rail Position: True



Section	Overall	1200m	1000m	800m	600m	400m	200m
Section Times	1:22.48 [7] (0:08.36)	1:14.12 [1] (0:10.88)	1:03.24 [1] (0:11.43)	0:51.81 [1] (0:12.21)	0:39.60 [1] (0:12.92)	0:26.68 [1] (0:13.14)	0:13.54 [4] (0:13.54)
Average Speed [km/h]	43.5	66.3	63.5	59.7	56.1	55.1	53.1
Top Speed [km/h]	66.3	68.0	65.0	61.5	58.8	55.7	54.7
Avg. Dist. to Rail [m]	9.8	3.6	3.0	2.4	1.8	1.3	0.2
Avg. Stride Freq. [Hz]	2.4	2.4	2.4	2.4	2.3	2.3	2.2
Avg. Stride Length [m]	5.2	7.3	7.2	7.0	6.8	6.6	6.6



- [] Ranking at each section and finish
- .-.- No data available at this section
- NA No data available



Horse/Jockey Name	Queen Of Dark
Final Rank	8
Fastest Section Time (Section)	0:08.83 (Overall)
Top Speed [km/h] (Section)	69.0 (1200m)
Race State	Finished



Toowoomba QLD Professional

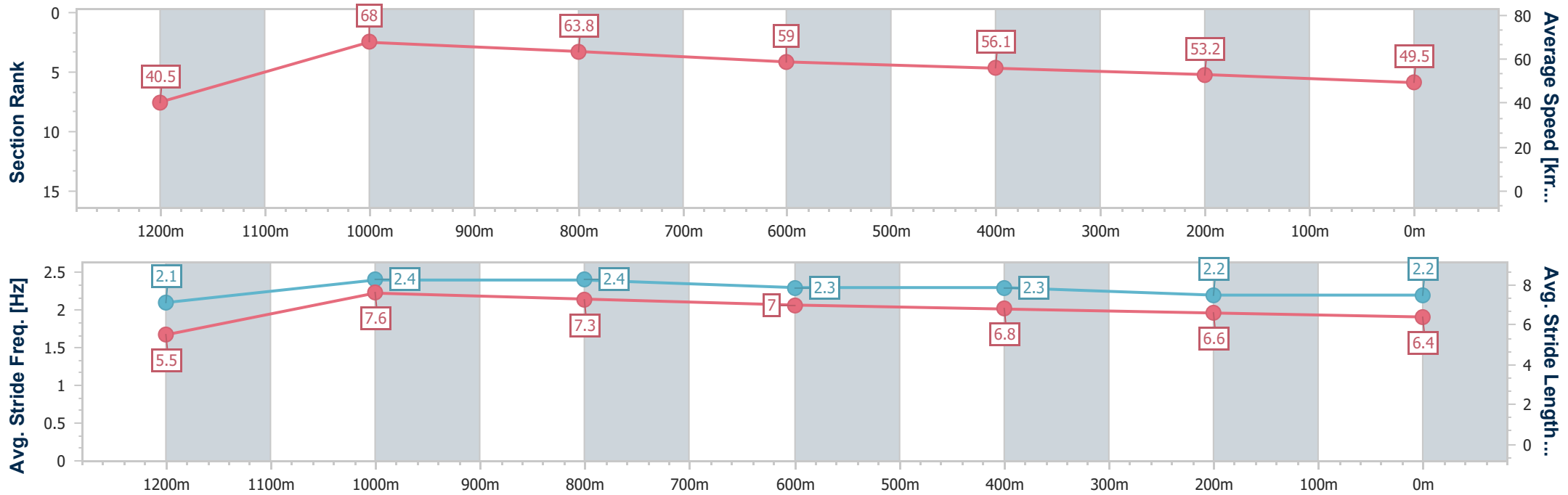
Race 6: MORT & CO Maiden Handicap - 1300m

27 April 2024 - 20:16



Track Rating: Good 4, Weather: Fine, Rail Position: True

Section	Overall	1200m	1000m	800m	600m	400m	200m
Section Times	1:24.38 [8] (0:08.83)	1:15.55 [7] (0:10.60)	1:04.95 [4] (0:11.48)	0:53.47 [3] (0:12.30)	0:41.17 [2] (0:12.98)	0:28.19 [4] (0:13.66)	0:14.53 [7] (0:14.53)
Average Speed [km/h]	40.5	68.0	63.8	59.0	56.1	53.2	49.5
Top Speed [km/h]	66.3	69.0	67.9	61.7	58.3	55.5	51.8
Avg. Dist. to Rail [m]	6.1	4.5	4.5	2.8	2.2	2.2	2.0
Avg. Stride Freq. [Hz]	2.1	2.4	2.4	2.3	2.3	2.2	2.2
Avg. Stride Length [m]	5.5	7.6	7.3	7.0	6.8	6.6	6.4



- [] Ranking at each section and finish
- .-.- No data available at this section
- NA No data available



Horse/Jockey Name	Expedient Choice
Final Rank	9
Fastest Section Time (Section)	0:09.17 (Overall)
Top Speed [km/h] (Section)	68.0 (1200m)
Race State	Finished



Toowoomba QLD Professional

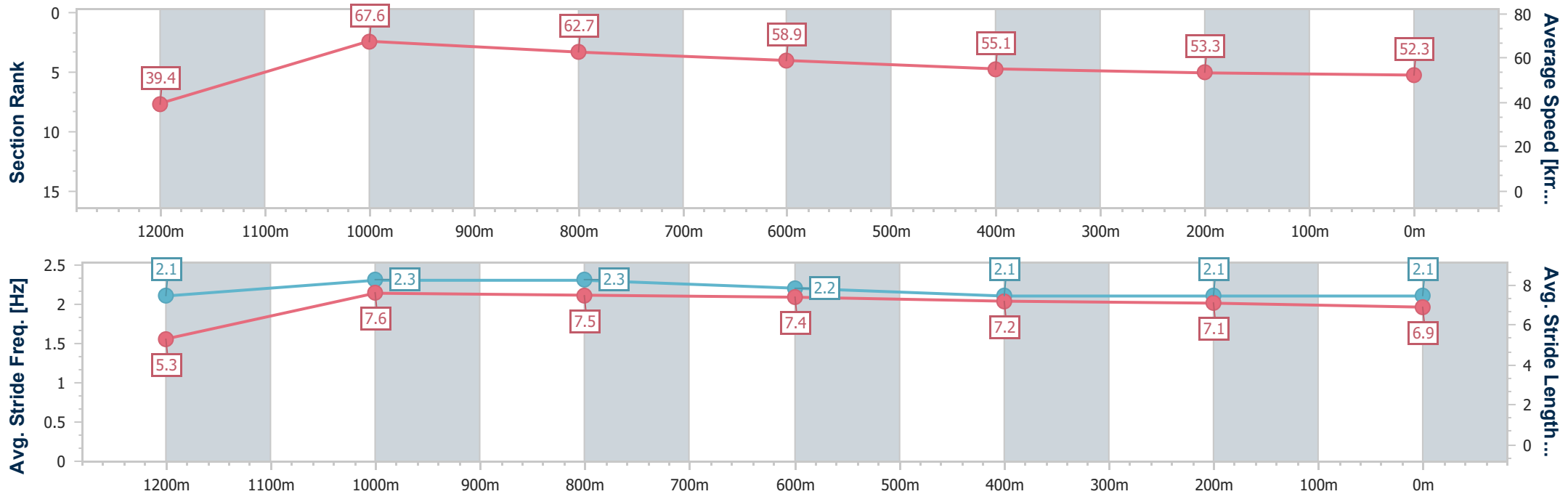
Race 6: MORT & CO Maiden Handicap - 1300m

27 April 2024 - 20:16



Track Rating: Good 4, Weather: Fine, Rail Position: True

Section	Overall	1200m	1000m	800m	600m	400m	200m
Section Times	1:24.73 [9] (0:09.17)	1:15.56 [12] (0:10.69)	1:04.87 [7] (0:11.63)	0:53.24 [7] (0:12.41)	0:40.83 [9] (0:13.37)	0:27.46 [10] (0:13.69)	0:13.77 [10] (0:13.77)
Average Speed [km/h]	39.4	67.6	62.7	58.9	55.1	53.3	52.3
Top Speed [km/h]	67.3	68.0	65.8	60.1	57.4	54.2	53.8
Avg. Dist. to Rail [m]	10.3	6.5	4.5	3.6	4.9	3.0	3.0
Avg. Stride Freq. [Hz]	2.1	2.3	2.3	2.2	2.1	2.1	2.1
Avg. Stride Length [m]	5.3	7.6	7.5	7.4	7.2	7.1	6.9



- [] Ranking at each section and finish
- .-.- No data available at this section
- NA No data available



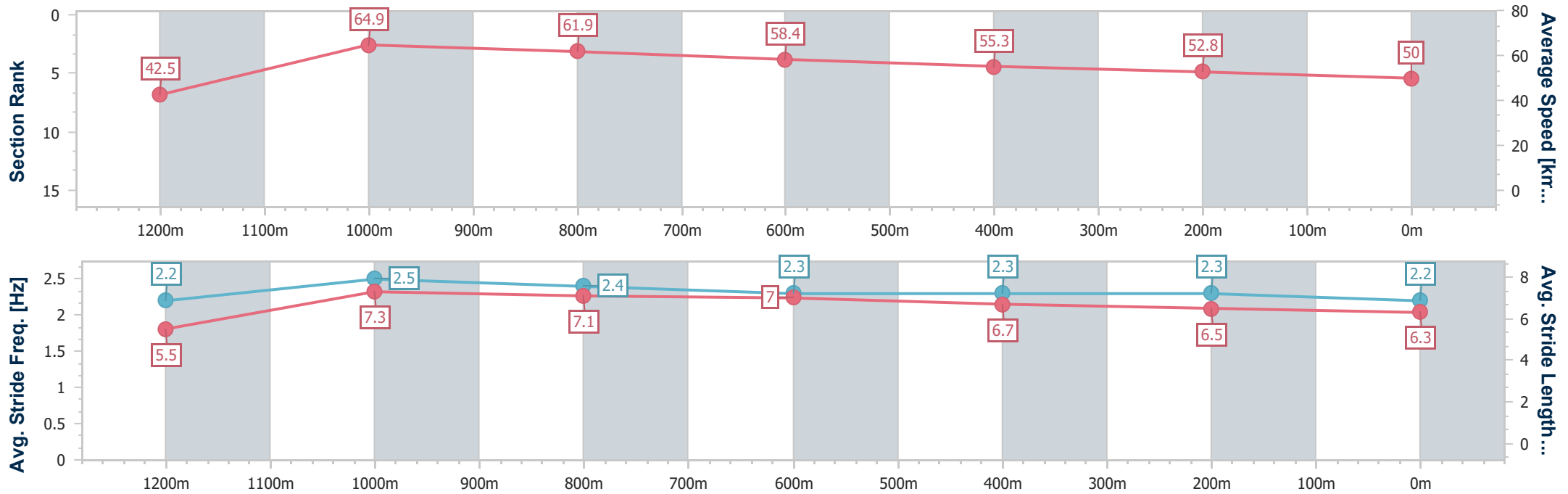
Horse/Jockey Name	Two Time Girl
Final Rank	10
Fastest Section Time (Section)	0:08.47 (Overall)
Top Speed [km/h] (Section)	66.1 (1200m)
Race State	Finished



Toowoomba QLD Professional
 Race 6: MORT & CO Maiden Handicap - 1300m
 27 April 2024 - 20:16
 Track Rating: Good 4, Weather: Fine, Rail Position: True



Section	Overall	1200m	1000m	800m	600m	400m	200m
Section Times	1:24.90 [10] (0:08.47)	1:16.43 [4] (0:11.07)	1:05.36 [5] (0:11.77)	0:53.59 [5] (0:12.48)	0:41.11 [8] (0:13.08)	0:28.03 [9] (0:13.67)	0:14.36 [9] (0:14.36)
Average Speed [km/h]	42.5	64.9	61.9	58.4	55.3	52.8	50.0
Top Speed [km/h]	64.9	66.1	64.2	60.4	57.4	54.3	50.8
Avg. Dist. to Rail [m]	4.2	2.4	2.6	2.7	1.5	0.5	1.0
Avg. Stride Freq. [Hz]	2.2	2.5	2.4	2.3	2.3	2.3	2.2
Avg. Stride Length [m]	5.5	7.3	7.1	7.0	6.7	6.5	6.3



- [] Ranking at each section and finish
- .-.- No data available at this section
- NA No data available



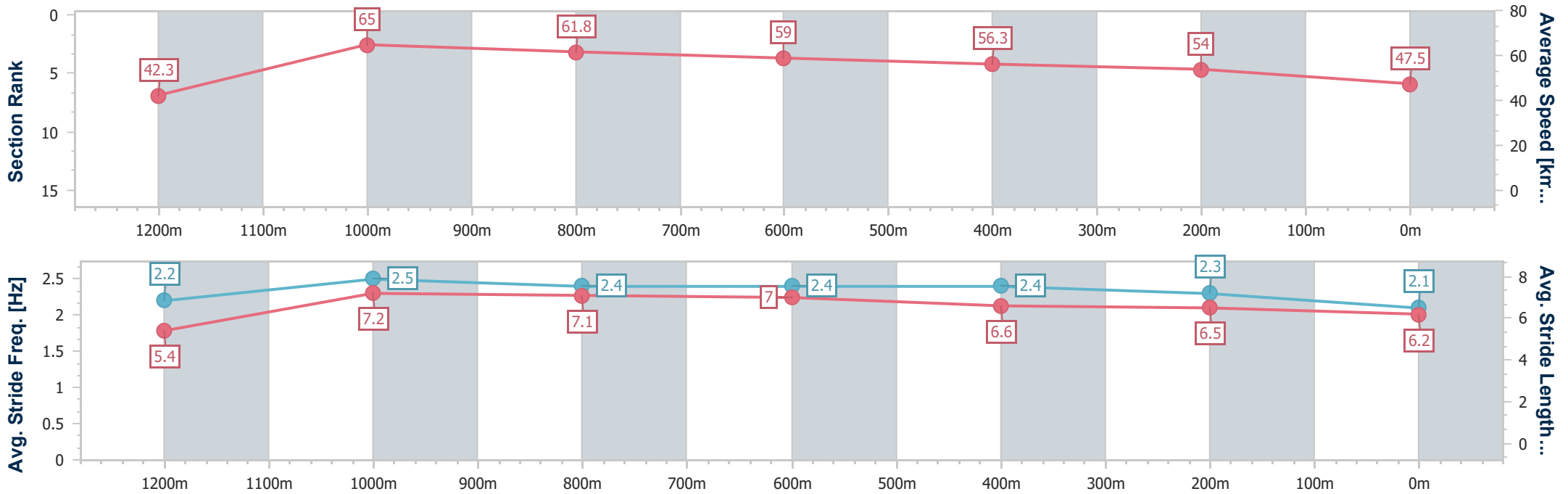
Horse/Jockey Name	Crimson Reward
Final Rank	11
Fastest Section Time (Section)	0:08.45 (Overall)
Top Speed [km/h] (Section)	65.9 (1200m)
Race State	Finished



Toowoomba QLD Professional
 Race 6: MORT & CO Maiden Handicap - 1300m
 27 April 2024 - 20:16
 Track Rating: Good 4, Weather: Fine, Rail Position: True



Section	Overall	1200m	1000m	800m	600m	400m	200m
Section Times	1:25.42 [11] (0:08.45)	1:16.97 [3] (0:11.12)	1:05.85 [6] (0:11.82)	0:54.03 [6] (0:12.38)	0:41.65 [7] (0:13.03)	0:28.62 [8] (0:13.47)	0:15.15 [8] (0:15.15)
Average Speed [km/h]	42.3	65.0	61.8	59.0	56.3	54.0	47.5
Top Speed [km/h]	63.1	65.9	63.7	61.0	57.7	56.1	49.5
Avg. Dist. to Rail [m]	5.2	3.2	3.7	4.7	3.9	1.7	3.0
Avg. Stride Freq. [Hz]	2.2	2.5	2.4	2.4	2.4	2.3	2.1
Avg. Stride Length [m]	5.4	7.2	7.1	7.0	6.6	6.5	6.2



- [] Ranking at each section and finish
- .-.- No data available at this section
- NA No data available



Horse/Jockey Name	Flinton Road
Final Rank	12
Fastest Section Time (Section)	0:08.83 (Overall)
Top Speed [km/h] (Section)	67.1 (1200m)
Race State	Finished



Toowoomba QLD Professional

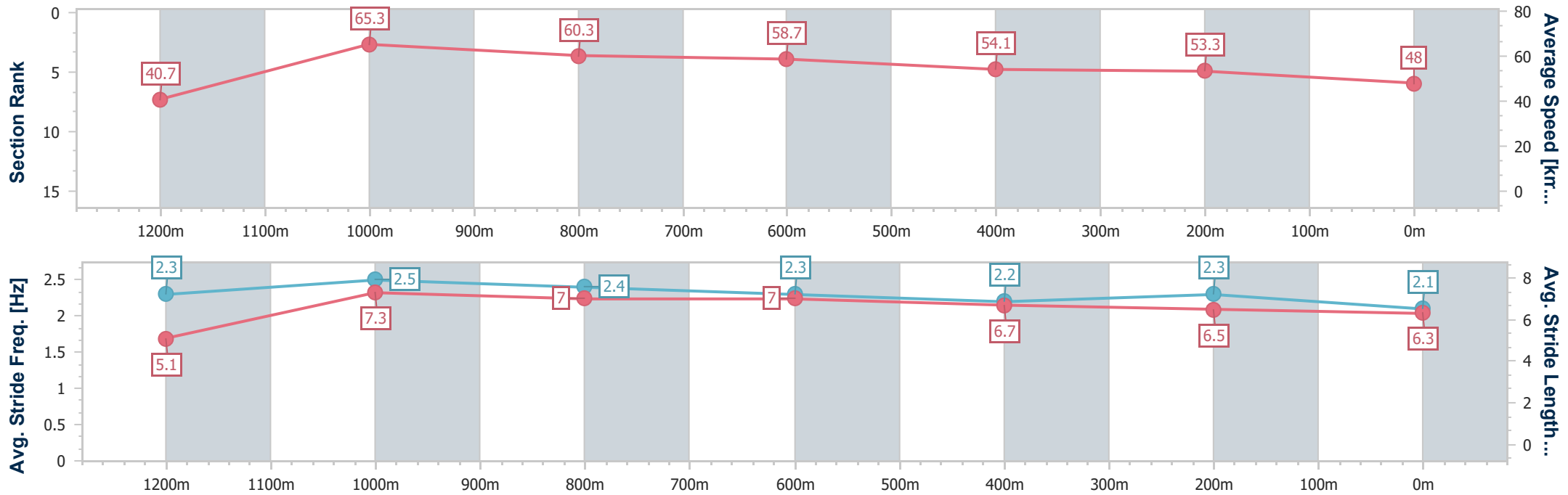
Race 6: MORT & CO Maiden Handicap - 1300m

27 April 2024 - 20:16



Track Rating: Good 4, Weather: Fine, Rail Position: True

Section	Overall	1200m	1000m	800m	600m	400m	200m
Section Times	1:26.68 [12] (0:08.83)	1:17.85 [8] (0:11.10)	1:06.75 [10] (0:12.14)	0:54.61 [12] (0:12.47)	0:42.14 [12] (0:13.58)	0:28.56 [11] (0:13.60)	0:14.96 [11] (0:14.96)
Average Speed [km/h]	40.7	65.3	60.3	58.7	54.1	53.3	48.0
Top Speed [km/h]	61.9	67.1	64.2	59.8	56.8	54.8	51.5
Avg. Dist. to Rail [m]	11.7	8.0	6.0	4.7	3.9	2.6	4.0
Avg. Stride Freq. [Hz]	2.3	2.5	2.4	2.3	2.2	2.3	2.1
Avg. Stride Length [m]	5.1	7.3	7.0	7.0	6.7	6.5	6.3



- [] Ranking at each section and finish
- .-.- No data available at this section
- NA No data available



Horse/Jockey Name	Yippee Bean
Final Rank	5
Fastest Section Time (Section)	--:--
Top Speed [km/h] (Section)	--
Race State	DidNotTrack



Toowoomba QLD Professional
 Race 6: MORT & CO Maiden Handicap - 1300m
 27 April 2024 - 20:16
 Track Rating: Good 4, Weather: Fine, Rail Position: True



Section	Overall	1200m	1000m	800m	600m	400m	200m						
Section Times	--:--	--:--	--:--	--:--	--:--	--:--	--:--						
Average Speed [km/h]	--	--	--	--	--	--	--						
Top Speed [km/h]	--	--	--	--	--	--	--						
Avg. Dist. to Rail [m]	--	--	--	--	--	--	--						
Avg. Stride Freq. [Hz]	--	--	--	--	--	--	--						
Avg. Stride Length [m]	--	--	--	--	--	--	--						

- [] Ranking at each section and finish
- :-- No data available at this section
- NA No data available