



Toowoomba QLD Professional

Race 4: ENTERPRISE LEGAL BENCHMARK 58 Handicap - 2000m

27 April 2024 - 19:10



Track Rating: Good 4, Weather: Fine, Rail Position: True

Section		Overall	1800m	1600m	1400m	1200m	1000m	800m	Last 600m				
Field Times		2:06.12 (0:14.41)	1:51.71 (0:11.81)	1:39.90 (0:11.41)	1:28.49 (0:11.58)	1:16.91 (0:12.34)	1:04.57 (0:13.00)	0:51.57 (0:12.98)	0:38.59				
Rank	TAB Horse/Jockey	Barrier	Top Speed [km/h]	Fastest Section									Distance Travelled [m]
1	12 ZOU ZOUAMORE Georgina Cartwright	10	65.7 1400m	0:11.75 1600m	2:06.12 [1] (0:14.95)	1:51.17 [8] (0:12.04)	1:39.13 [9] (0:11.75)	1:27.38 [9] (0:11.80)	1:15.58 [9] (0:12.17)	1:03.41 [9] (0:12.84)	0:50.57 [8] (0:12.17)	0:38.40	
2	5 CALM BUCKLE Les Tilley	14	64.0 1600m	0:11.66 1600m	2:06.19 [2] (0:14.52)	1:51.67 [3] (0:11.89)	1:39.78 [4] (0:11.66)	1:28.12 [5] (0:11.75)	1:16.37 [4] (0:12.33)	1:04.04 [4] (0:12.96)	0:51.08 [5] (0:12.69)	0:38.39	+4
3	13 WINSTON BLUE Karl Zechner	8	63.5 1400m	0:11.69 1400m	2:06.30 [3] (0:15.15)	1:51.15 [10] (0:12.00)	1:39.15 [10] (0:11.84)	1:27.31 [10] (0:11.69)	1:15.62 [10] (0:12.35)	1:03.27 [10] (0:12.91)	0:50.36 [10] (0:12.21)	0:38.15	-3
4	10 PATTI WAGGIN Adin Thompson	5	63.9 1600m	0:11.57 1600m	2:06.51 [4] (0:14.43)	1:52.08 [2] (0:11.84)	1:40.24 [2] (0:11.57)	1:28.67 [3] (0:11.74)	1:16.93 [3] (0:12.37)	1:04.56 [3] (0:12.92)	0:51.64 [3] (0:12.66)	0:38.98	-2
5	4 COME ON EILEEN Dan McGillivray	6	65.1 1600m	0:11.75 1600m	2:06.98 [5] (0:14.72)	1:52.26 [6] (0:12.00)	1:40.26 [6] (0:11.75)	1:28.51 [7] (0:11.79)	1:16.72 [7] (0:12.25)	1:04.47 [7] (0:12.89)	0:51.58 [7] (0:12.67)	0:38.91	-1
6	1 JAKKALBERRY FINN Nikki Olzard	12	64.7 1400m	0:11.57 1400m	2:07.35 [6] (0:15.10)	1:52.25 [9] (0:11.72)	1:40.53 [8] (0:11.60)	1:28.93 [6] (0:11.57)	1:17.36 [6] (0:12.37)	1:04.99 [6] (0:12.83)	0:52.16 [6] (0:12.71)	0:39.45	-7
7	9 JUBILANT Cobi Vitler	11	67.0 1600m	0:11.36 1600m	2:07.55 [7] (0:14.71)	1:52.84 [5] (0:11.56)	1:41.28 [3] (0:11.36)	1:29.92 [1] (0:11.69)	1:18.23 [2] (0:12.31)	1:05.92 [2] (0:12.95)	0:52.97 [2] (0:12.97)	0:40.00	+2
8	8 SHE DELIVERS Emily Lang	1	64.7 1600m	0:11.61 1600m	2:08.07 [8] (0:14.59)	1:53.48 [4] (0:11.83)	1:41.65 [5] (0:11.61)	1:30.04 [4] (0:11.79)	1:18.25 [4] (0:12.38)	1:05.87 [5] (0:12.85)	0:53.02 [4] (0:12.79)	0:40.23	-9
9	6 ONLY LOVE Nozi Tomizawa	4	64.5 1600m	0:11.73 1600m	2:08.90 [9] (0:14.78)	1:54.12 [7] (0:11.99)	1:42.13 [7] (0:11.73)	1:30.40 [8] (0:11.81)	1:18.59 [8] (0:12.33)	1:06.26 [8] (0:12.99)	0:53.27 [9] (0:12.71)	0:40.56	-1
10	14 BUDDY'S TALE Alisha Donald	2	65.1 1400m	0:11.47 1600m	2:09.35 [10] (0:14.41)	1:54.94 [1] (0:11.81)	1:43.13 [1] (0:11.47)	1:31.66 [2] (0:11.52)	1:20.14 [1] (0:12.34)	1:07.80 [1] (0:13.00)	0:54.80 [1] (0:13.31)	0:41.49	-10

Scratched: Zouy's Comet (#11), Brave Boy (#3), Sea Treasures (#2), Seeress (#7)

[] Ranking at each section and finish
 -:-:- No data available at this section
 NA No data available

SCN Saddle cloth number
 DNF Did not finish
 DNT Did not track



Toowoomba QLD Professional

Race 4: ENTERPRISE LEGAL BENCHMARK 58 Handicap - 2000m

27 April 2024 - 19:10



Track Rating: Good 4, Weather: Fine, Rail Position: True

Section					600m	400m	200m				Last 600m
Field Times					0:38.59 (0:12.58)	0:26.01 (0:12.81)	0:13.20 (0:13.20)				0:38.59
Rank	TAB	Horse/Jockey	Barrier	Top Speed [km/h]	Fastest Section	Margin			Distance Travelled [m]		
1	12	ZOU ZOUAMORE Georgina Cartwright	10	65.7 1400m	0:11.75 1600m	0:38.40 [3] (0:12.39)	0:26.01 [1] (0:12.81)	0:13.20 [1] (0:13.20)	2:06.12	0:38.40	
2	5	CALM BUCKLE Les Tilley	14	64.0 1600m	0:11.66 1600m	0:38.39 [4] (0:12.61)	0:25.78 [4] (0:12.78)	0:13.00 [2] (0:13.00)	0.4L	0:38.39 +4	
3	13	WINSTON BLUE Karl Zechner	8	63.5 1400m	0:11.69 1400m	0:38.15 [9] (0:12.52)	0:25.63 [5] (0:12.71)	0:12.92 [4] (0:12.92)	0.9L	0:38.15 -3	
4	10	PATTI WAGGIN Adin Thompson	5	63.9 1600m	0:11.57 1600m	0:38.98 [1] (0:12.63)	0:26.35 [2] (0:13.09)	0:13.26 [3] (0:13.26)	2.2L	0:38.98 -2	
5	4	COME ON EILEEN Dan McGillivray	6	65.1 1600m	0:11.75 1600m	0:38.91 [8] (0:12.76)	0:26.15 [7] (0:13.14)	0:13.01 [7] (0:13.01)	5L	0:38.91 -1	
6	1	JAKKALBERRY FINN Nikki Olzard	12	64.7 1400m	0:11.57 1400m	0:39.45 [7] (0:13.17)	0:26.28 [8] (0:12.83)	0:13.45 [6] (0:13.45)	7L	0:39.45 -7	
7	9	JUBILANT Cobi Vitler	11	67.0 1600m	0:11.36 1600m	0:40.00 [2] (0:12.84)	0:27.16 [3] (0:13.32)	0:13.84 [5] (0:13.84)	8L	0:40.00 +2	
8	8	SHE DELIVERS Emily Lang	1	64.7 1600m	0:11.61 1600m	0:40.23 [5] (0:12.84)	0:27.39 [6] (0:13.45)	0:13.94 [8] (0:13.94)	11L	0:40.23 -9	
9	6	ONLY LOVE Nozi Tomizawa	4	64.5 1600m	0:11.73 1600m	0:40.56 [10] (0:13.33)	0:27.23 [10] (0:13.49)	0:13.74 [9] (0:13.74)	15.8L	0:40.56 -1	
10	14	BUDDY'S TALE Alisha Donald	2	65.1 1400m	0:11.47 1600m	0:41.49 [6] (0:13.70)	0:27.79 [9] (0:13.61)	0:14.18 [10] (0:14.18)	18.3L	0:41.49 -10	

Scratched: Zouy's Comet (#11), Brave Boy (#3), Sea Treasures (#2), Seeress (#7)

[] Ranking at each section and finish
 -:-:- No data available at this section
 NA No data available

SCN Saddle cloth number
 DNF Did not finish
 DNT Did not track



Horse/Jockey Name	Zou Zouamore
Final Rank	1
Fastest Section Time (Section)	0:11.75 (1600m)
Top Speed [km/h] (Section)	65.7 (1400m)
Race State	Finished



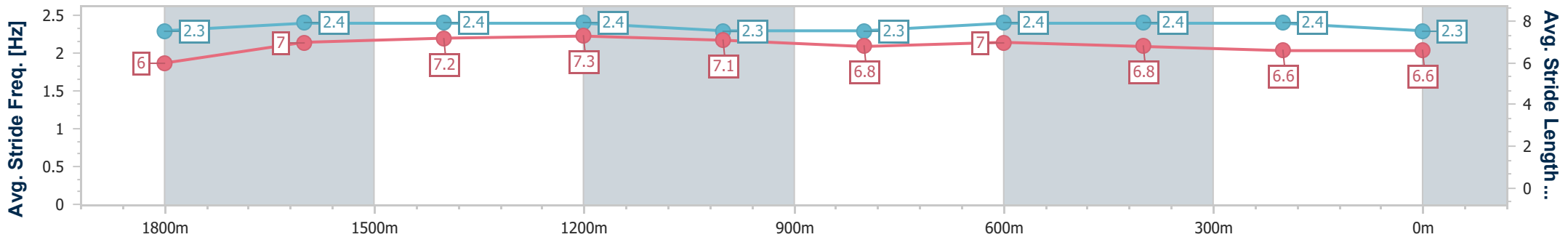
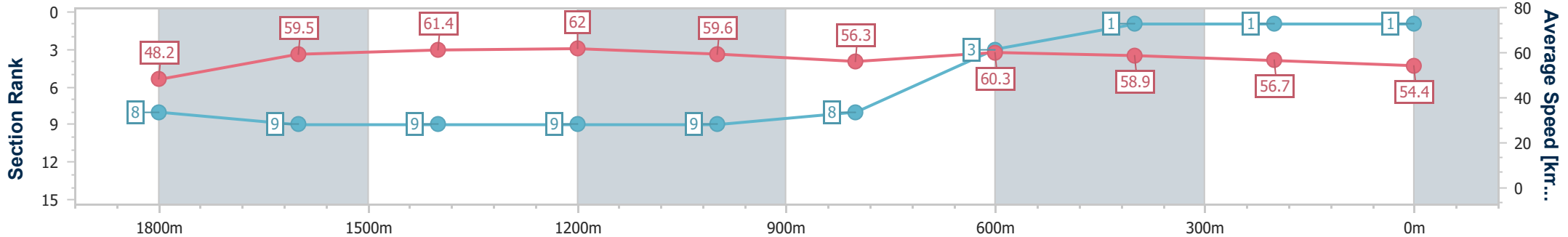
Toowoomba QLD Professional
Race 4: ENTERPRISE LEGAL BENCHMARK 58 Handicap - 2000m



27 April 2024 - 19:10

Track Rating: Good 4, Weather: Fine, Rail Position: True

Section	Overall	1800m	1600m	1400m	1200m	1000m	800m	600m	400m	200m
Section Times	2:06.12 [1] (0:14.95)	1:51.17 [8] (0:12.04)	1:39.13 [9] (0:11.75)	1:27.38 [9] (0:11.80)	1:15.58 [9] (0:12.17)	1:03.41 [9] (0:12.84)	0:50.57 [8] (0:12.17)	0:38.40 [3] (0:12.39)	0:26.01 [1] (0:12.81)	0:13.20 [1] (0:13.20)
Average Speed [km/h]	48.2	59.5	61.4	62.0	59.6	56.3	60.3	58.9	56.7	54.4
Top Speed [km/h]	62.1	61.0	64.4	65.7	60.2	59.2	61.9	61.5	57.4	56.2
Avg. Dist. to Rail [m]	2.3	1.2	1.1	2.8	4.1	2.5	4.6	3.4	1.6	0.5
Avg. Stride Freq. [Hz]	2.3	2.4	2.4	2.4	2.3	2.3	2.4	2.4	2.4	2.3
Avg. Stride Length [m]	6.0	7.0	7.2	7.3	7.1	6.8	7.0	6.8	6.6	6.6



- [] Ranking at each section and finish
- .-.- No data available at this section
- NA No data available



Horse/Jockey Name	Calm Buckle
Final Rank	2
Fastest Section Time (Section)	0:11.66 (1600m)
Top Speed [km/h] (Section)	64.0 (1600m)
Race State	Finished



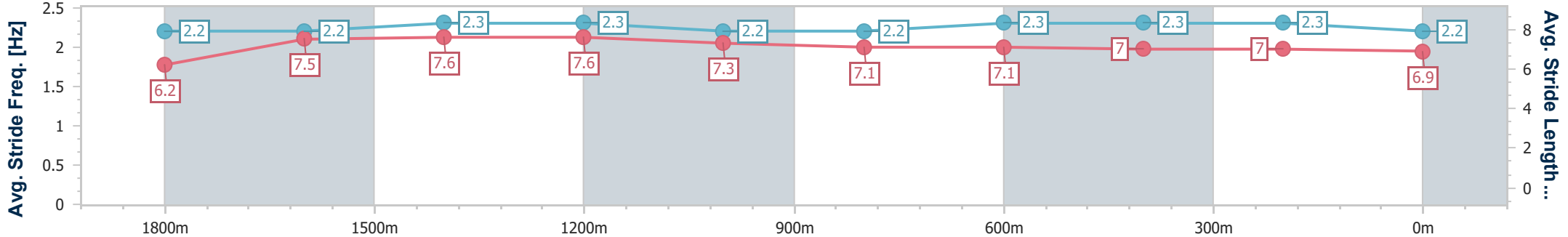
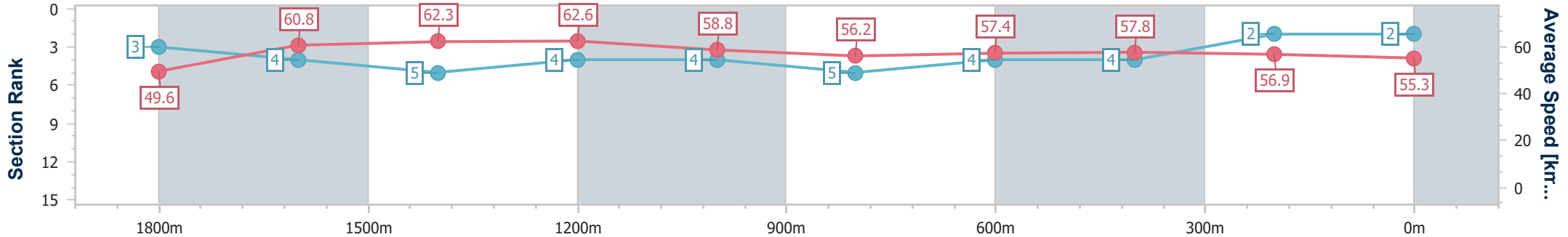
Toowoomba QLD Professional
Race 4: ENTERPRISE LEGAL BENCHMARK 58 Handicap - 2000m



27 April 2024 - 19:10

Track Rating: Good 4, Weather: Fine, Rail Position: True

Section	Overall	1800m	1600m	1400m	1200m	1000m	800m	600m	400m	200m
Section Times	2:06.19 [2] (0:14.52)	1:51.67 [3] (0:11.89)	1:39.78 [4] (0:11.66)	1:28.12 [5] (0:11.75)	1:16.37 [4] (0:12.33)	1:04.04 [4] (0:12.96)	0:51.08 [5] (0:12.69)	0:38.39 [4] (0:12.61)	0:25.78 [4] (0:12.78)	0:13.00 [2] (0:13.00)
Average Speed [km/h]	49.6	60.8	62.3	62.6	58.8	56.2	57.4	57.8	56.9	55.3
Top Speed [km/h]	61.6	61.6	64.0	63.3	60.4	57.1	59.1	59.7	57.5	56.5
Avg. Dist. to Rail [m]	5.6	0.8	3.0	4.0	4.9	4.0	3.0	2.6	2.4	1.2
Avg. Stride Freq. [Hz]	2.2	2.2	2.3	2.3	2.2	2.2	2.3	2.3	2.3	2.2
Avg. Stride Length [m]	6.2	7.5	7.6	7.6	7.3	7.1	7.1	7.0	7.0	6.9



- [] Ranking at each section and finish
- .-.- No data available at this section
- NA No data available



Horse/Jockey Name	Winston Blue
Final Rank	3
Fastest Section Time (Section)	0:11.69 (1400m)
Top Speed [km/h] (Section)	63.5 (1400m)
Race State	Finished



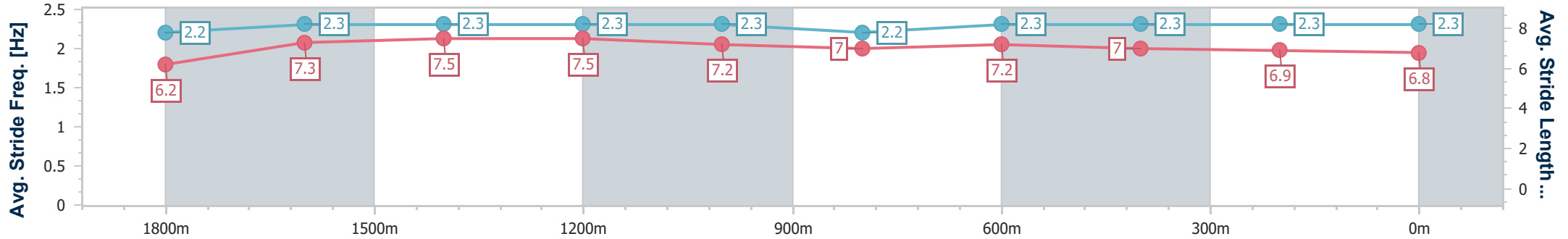
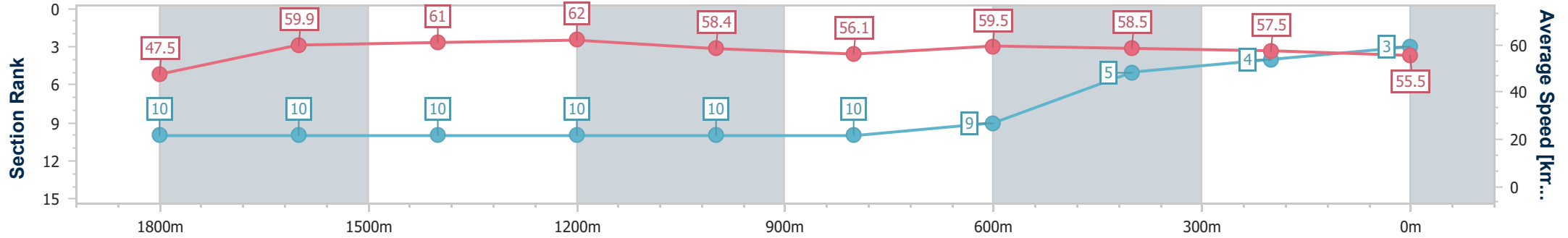
Toowoomba QLD Professional
Race 4: ENTERPRISE LEGAL BENCHMARK 58 Handicap - 2000m



27 April 2024 - 19:10

Track Rating: Good 4, Weather: Fine, Rail Position: True

Section	Overall	1800m	1600m	1400m	1200m	1000m	800m	600m	400m	200m
Section Times	2:06.30 [3] (0:15.15)	1:51.15 [10] (0:12.00)	1:39.15 [10] (0:11.84)	1:27.31 [10] (0:11.69)	1:15.62 [10] (0:12.35)	1:03.27 [10] (0:12.91)	0:50.36 [10] (0:12.21)	0:38.15 [9] (0:12.52)	0:25.63 [5] (0:12.71)	0:12.92 [4] (0:12.92)
Average Speed [km/h]	47.5	59.9	61.0	62.0	58.4	56.1	59.5	58.5	57.5	55.5
Top Speed [km/h]	60.2	61.4	62.8	63.5	61.6	58.2	61.2	61.5	57.9	57.3
Avg. Dist. to Rail [m]	2.9	0.7	1.1	1.6	2.7	2.1	2.8	3.3	3.9	3.8
Avg. Stride Freq. [Hz]	2.2	2.3	2.3	2.3	2.3	2.2	2.3	2.3	2.3	2.3
Avg. Stride Length [m]	6.2	7.3	7.5	7.5	7.2	7.0	7.2	7.0	6.9	6.8



- [] Ranking at each section and finish
- .-.- No data available at this section
- NA No data available



Horse/Jockey Name	Patti Waggin
Final Rank	4
Fastest Section Time (Section)	0:11.57 (1600m)
Top Speed [km/h] (Section)	63.9 (1600m)
Race State	Finished



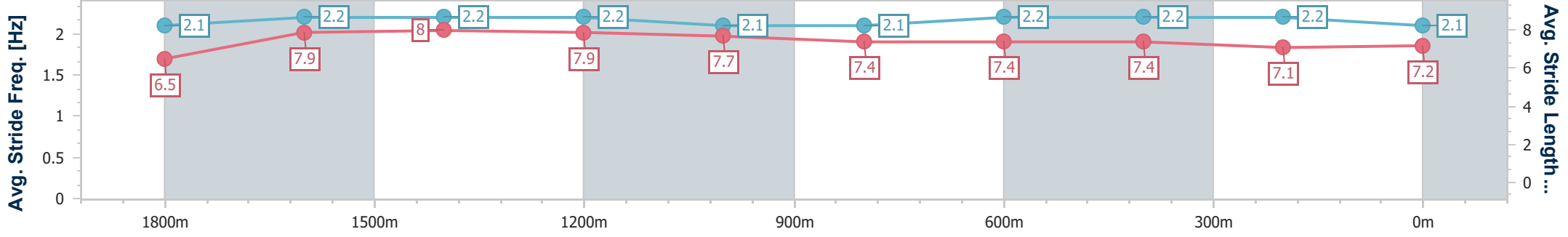
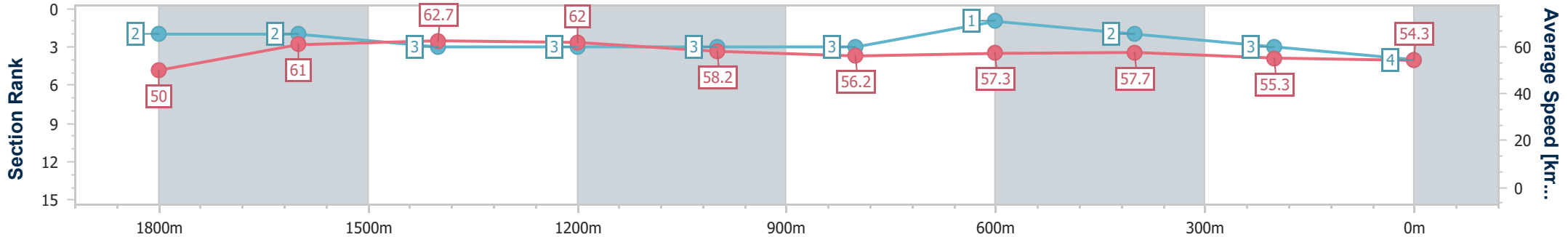
Toowoomba QLD Professional
Race 4: ENTERPRISE LEGAL BENCHMARK 58 Handicap - 2000m



27 April 2024 - 19:10

Track Rating: Good 4, Weather: Fine, Rail Position: True

Section	Overall	1800m	1600m	1400m	1200m	1000m	800m	600m	400m	200m
Section Times	2:06.51 [4] (0:14.43)	1:52.08 [2] (0:11.84)	1:40.24 [2] (0:11.57)	1:28.67 [3] (0:11.74)	1:16.93 [3] (0:12.37)	1:04.56 [3] (0:12.92)	0:51.64 [3] (0:12.66)	0:38.98 [1] (0:12.63)	0:26.35 [2] (0:13.09)	0:13.26 [3] (0:13.26)
Average Speed [km/h]	50.0	61.0	62.7	62.0	58.2	56.2	57.3	57.7	55.3	54.3
Top Speed [km/h]	61.6	62.0	63.9	63.8	60.4	56.7	58.2	59.3	56.4	54.7
Avg. Dist. to Rail [m]	4.0	1.0	1.6	2.2	2.5	1.9	2.7	2.2	1.2	0.7
Avg. Stride Freq. [Hz]	2.1	2.2	2.2	2.2	2.1	2.1	2.2	2.2	2.2	2.1
Avg. Stride Length [m]	6.5	7.9	8.0	7.9	7.7	7.4	7.4	7.4	7.1	7.2



- [] Ranking at each section and finish
- .-.- No data available at this section
- NA No data available



Horse/Jockey Name	Come On Eileen
Final Rank	5
Fastest Section Time (Section)	0:11.75 (1600m)
Top Speed [km/h] (Section)	65.1 (1600m)
Race State	Finished



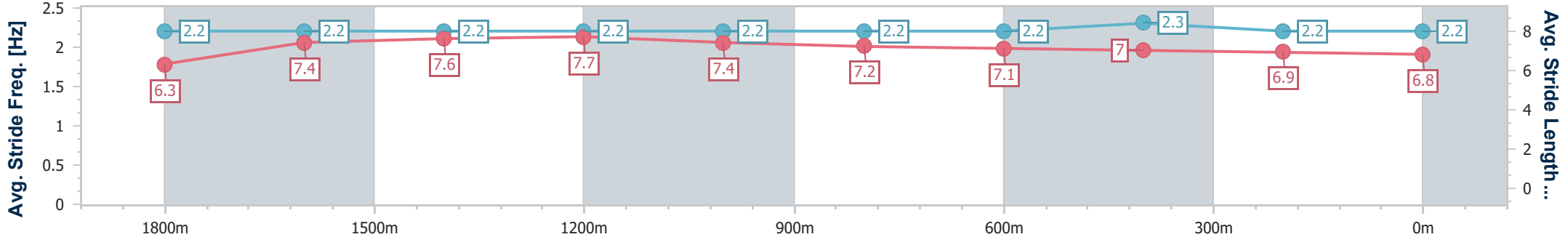
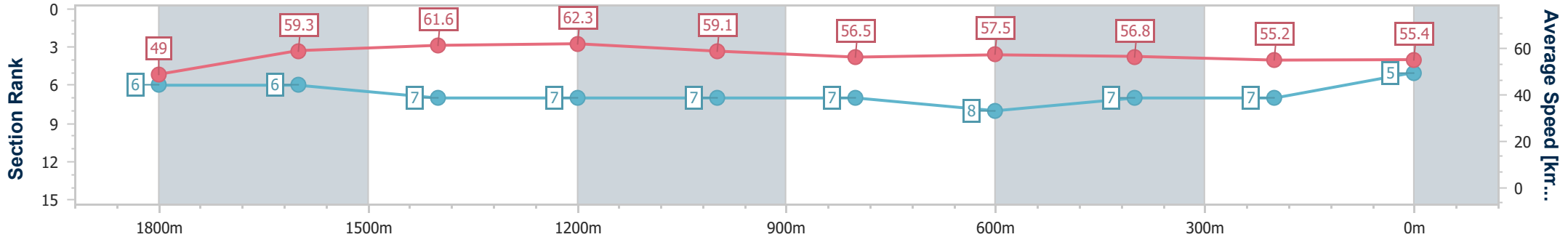
Toowoomba QLD Professional
Race 4: ENTERPRISE LEGAL BENCHMARK 58 Handicap - 2000m



27 April 2024 - 19:10

Track Rating: Good 4, Weather: Fine, Rail Position: True

Section	Overall	1800m	1600m	1400m	1200m	1000m	800m	600m	400m	200m
Section Times	2:06.98 [5] (0:14.72)	1:52.26 [6] (0:12.00)	1:40.26 [6] (0:11.75)	1:28.51 [7] (0:11.79)	1:16.72 [7] (0:12.25)	1:04.47 [7] (0:12.89)	0:51.58 [7] (0:12.67)	0:38.91 [8] (0:12.76)	0:26.15 [7] (0:13.14)	0:13.01 [7] (0:13.01)
Average Speed [km/h]	49.0	59.3	61.6	62.3	59.1	56.5	57.5	56.8	55.2	55.4
Top Speed [km/h]	60.9	60.8	65.1	65.0	60.1	57.7	58.9	59.2	57.1	57.1
Avg. Dist. to Rail [m]	0.9	2.3	2.1	3.7	4.4	3.3	2.3	1.7	2.3	3.3
Avg. Stride Freq. [Hz]	2.2	2.2	2.2	2.2	2.2	2.2	2.2	2.3	2.2	2.2
Avg. Stride Length [m]	6.3	7.4	7.6	7.7	7.4	7.2	7.1	7.0	6.9	6.8



- [] Ranking at each section and finish
- .-.- No data available at this section
- NA No data available



Horse/Jockey Name	Jakkalberry Finn
Final Rank	6
Fastest Section Time (Section)	0:11.57 (1400m)
Top Speed [km/h] (Section)	64.7 (1400m)
Race State	Finished



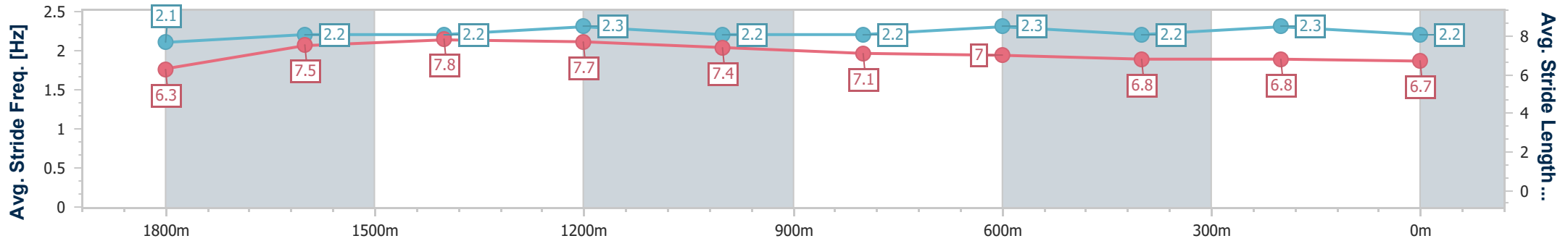
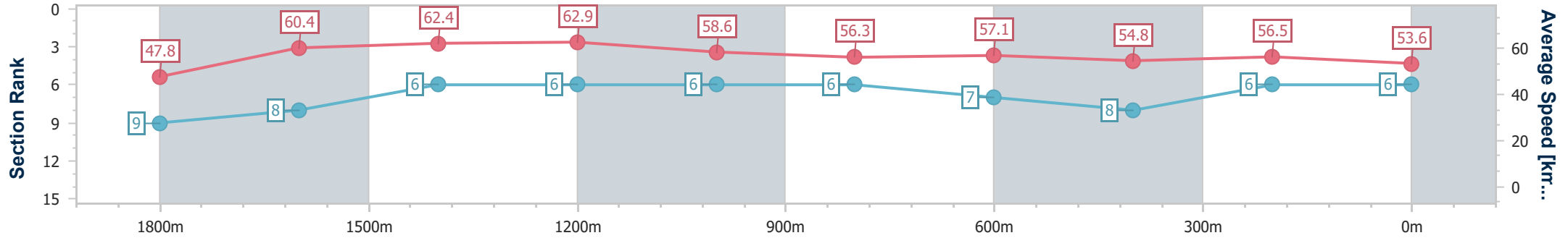
Toowoomba QLD Professional
Race 4: ENTERPRISE LEGAL BENCHMARK 58 Handicap - 2000m



27 April 2024 - 19:10

Track Rating: Good 4, Weather: Fine, Rail Position: True

Section	Overall	1800m	1600m	1400m	1200m	1000m	800m	600m	400m	200m
Section Times	2:07.35 [6] (0:15.10)	1:52.25 [9] (0:11.72)	1:40.53 [8] (0:11.60)	1:28.93 [6] (0:11.57)	1:17.36 [6] (0:12.37)	1:04.99 [6] (0:12.83)	0:52.16 [6] (0:12.71)	0:39.45 [7] (0:13.17)	0:26.28 [8] (0:12.83)	0:13.45 [6] (0:13.45)
Average Speed [km/h]	47.8	60.4	62.4	62.9	58.6	56.3	57.1	54.8	56.5	53.6
Top Speed [km/h]	60.8	61.5	64.5	64.7	60.8	58.3	58.0	56.4	57.3	55.2
Avg. Dist. to Rail [m]	3.0	2.7	1.3	2.9	2.8	1.2	1.5	1.0	1.3	0.7
Avg. Stride Freq. [Hz]	2.1	2.2	2.2	2.3	2.2	2.2	2.3	2.2	2.3	2.2
Avg. Stride Length [m]	6.3	7.5	7.8	7.7	7.4	7.1	7.0	6.8	6.8	6.7



- [] Ranking at each section and finish
- .-.- No data available at this section
- NA No data available



Horse/Jockey Name	Jubilant
Final Rank	7
Fastest Section Time (Section)	0:11.36 (1600m)
Top Speed [km/h] (Section)	67.0 (1600m)
Race State	Finished



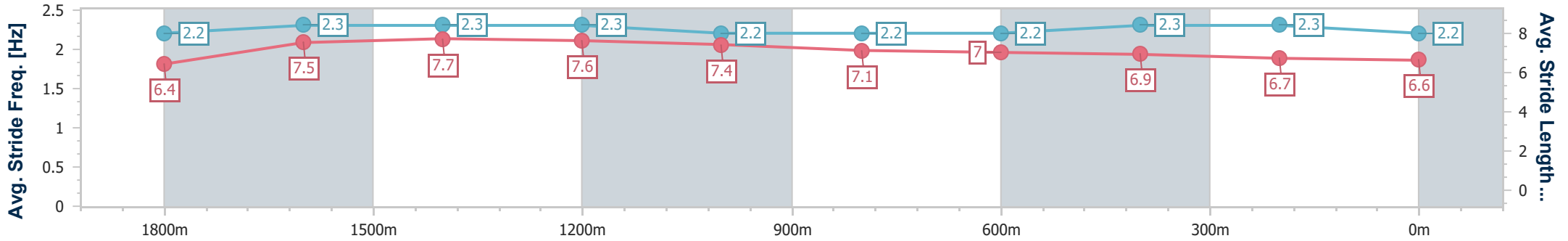
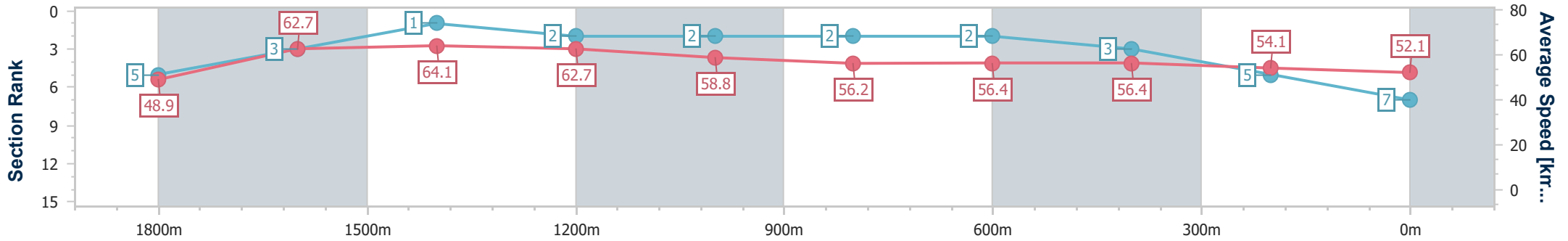
Toowoomba QLD Professional
Race 4: ENTERPRISE LEGAL BENCHMARK 58 Handicap - 2000m



27 April 2024 - 19:10

Track Rating: Good 4, Weather: Fine, Rail Position: True

Section	Overall	1800m	1600m	1400m	1200m	1000m	800m	600m	400m	200m
Section Times	2:07.55 [7] (0:14.71)	1:52.84 [5] (0:11.56)	1:41.28 [3] (0:11.36)	1:29.92 [1] (0:11.69)	1:18.23 [2] (0:12.31)	1:05.92 [2] (0:12.95)	0:52.97 [2] (0:12.97)	0:40.00 [2] (0:12.84)	0:27.16 [3] (0:13.32)	0:13.84 [5] (0:13.84)
Average Speed [km/h]	48.9	62.7	64.1	62.7	58.8	56.2	56.4	56.4	54.1	52.1
Top Speed [km/h]	63.3	63.5	67.0	66.8	60.7	57.2	58.0	58.4	55.1	53.3
Avg. Dist. to Rail [m]	4.5	1.2	3.4	3.1	3.6	3.9	3.8	1.3	0.9	0.8
Avg. Stride Freq. [Hz]	2.2	2.3	2.3	2.3	2.2	2.2	2.2	2.3	2.3	2.2
Avg. Stride Length [m]	6.4	7.5	7.7	7.6	7.4	7.1	7.0	6.9	6.7	6.6



- [] Ranking at each section and finish
- .-.- No data available at this section
- NA No data available



Horse/Jockey Name	She Delivers
Final Rank	8
Fastest Section Time (Section)	0:11.61 (1600m)
Top Speed [km/h] (Section)	64.7 (1600m)
Race State	Finished



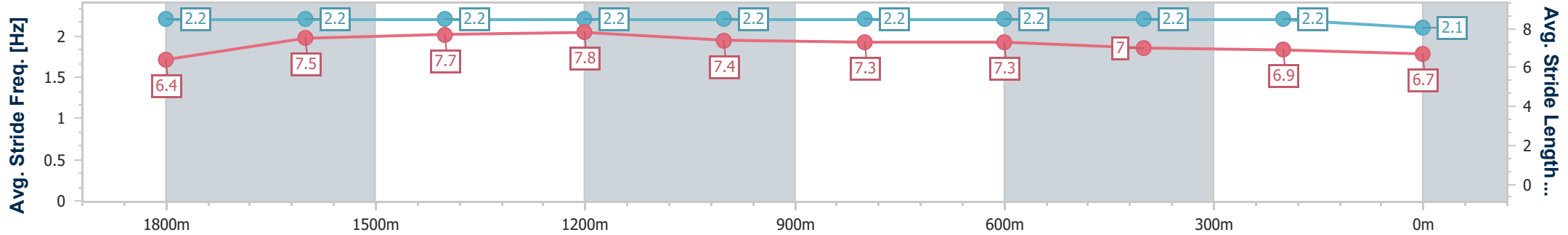
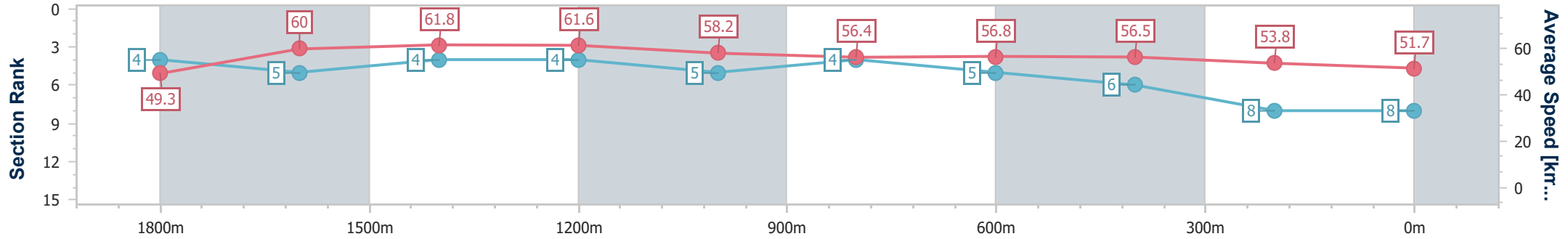
Toowoomba QLD Professional
Race 4: ENTERPRISE LEGAL BENCHMARK 58 Handicap - 2000m



27 April 2024 - 19:10

Track Rating: Good 4, Weather: Fine, Rail Position: True

Section	Overall	1800m	1600m	1400m	1200m	1000m	800m	600m	400m	200m
Section Times	2:08.07 [8] (0:14.59)	1:53.48 [4] (0:11.83)	1:41.65 [5] (0:11.61)	1:30.04 [4] (0:11.79)	1:18.25 [4] (0:12.38)	1:05.87 [5] (0:12.85)	0:53.02 [4] (0:12.79)	0:40.23 [5] (0:12.84)	0:27.39 [6] (0:13.45)	0:13.94 [8] (0:13.94)
Average Speed [km/h]	49.3	60.0	61.8	61.6	58.2	56.4	56.8	56.5	53.8	51.7
Top Speed [km/h]	61.0	61.4	64.7	64.3	59.3	57.6	58.0	59.4	54.9	53.2
Avg. Dist. to Rail [m]	3.1	3.4	0.7	1.5	2.8	2.7	2.0	1.5	1.8	1.9
Avg. Stride Freq. [Hz]	2.2	2.2	2.2	2.2	2.2	2.2	2.2	2.2	2.2	2.1
Avg. Stride Length [m]	6.4	7.5	7.7	7.8	7.4	7.3	7.3	7.0	6.9	6.7



- [] Ranking at each section and finish
- .-.- No data available at this section
- NA No data available



Horse/Jockey Name	Only Love
Final Rank	9
Fastest Section Time (Section)	0:11.73 (1600m)
Top Speed [km/h] (Section)	64.5 (1600m)
Race State	Finished



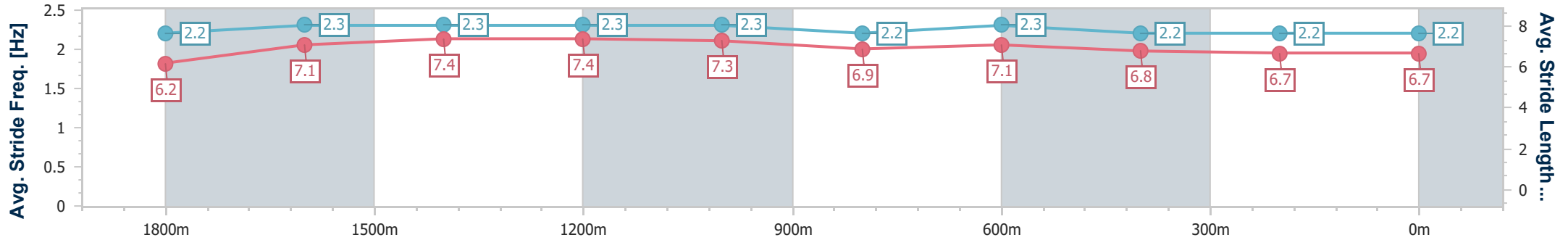
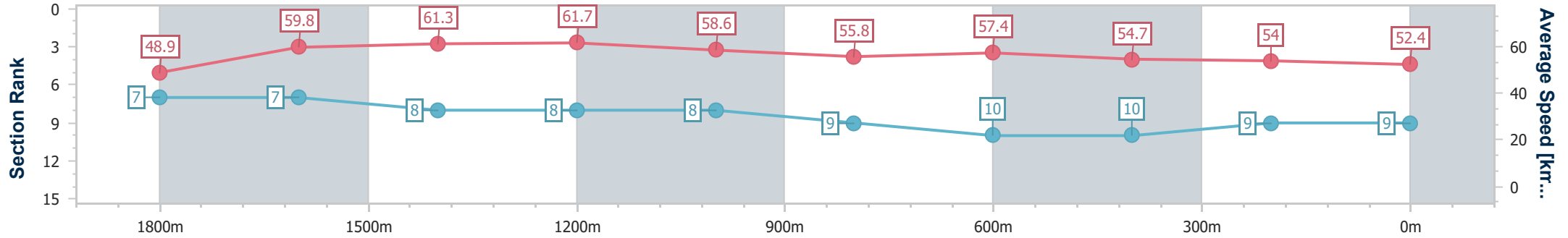
Toowoomba QLD Professional
Race 4: ENTERPRISE LEGAL BENCHMARK 58 Handicap - 2000m



27 April 2024 - 19:10

Track Rating: Good 4, Weather: Fine, Rail Position: True

Section	Overall	1800m	1600m	1400m	1200m	1000m	800m	600m	400m	200m
Section Times	2:08.90 [9] (0:14.78)	1:54.12 [7] (0:11.99)	1:42.13 [7] (0:11.73)	1:30.40 [8] (0:11.81)	1:18.59 [8] (0:12.33)	1:06.26 [8] (0:12.99)	0:53.27 [9] (0:12.71)	0:40.56 [10] (0:13.33)	0:27.23 [10] (0:13.49)	0:13.74 [9] (0:13.74)
Average Speed [km/h]	48.9	59.8	61.3	61.7	58.6	55.8	57.4	54.7	54.0	52.4
Top Speed [km/h]	60.2	60.5	64.5	64.2	60.4	57.9	58.5	58.0	54.7	53.3
Avg. Dist. to Rail [m]	1.0	1.3	0.9	2.2	3.2	2.9	2.9	3.0	2.9	5.4
Avg. Stride Freq. [Hz]	2.2	2.3	2.3	2.3	2.3	2.2	2.3	2.2	2.2	2.2
Avg. Stride Length [m]	6.2	7.1	7.4	7.4	7.3	6.9	7.1	6.8	6.7	6.7



- [] Ranking at each section and finish
- .-.- No data available at this section
- NA No data available



Horse/Jockey Name	Buddy's Tale
Final Rank	10
Fastest Section Time (Section)	0:11.47 (1600m)
Top Speed [km/h] (Section)	65.1 (1400m)
Race State	Finished



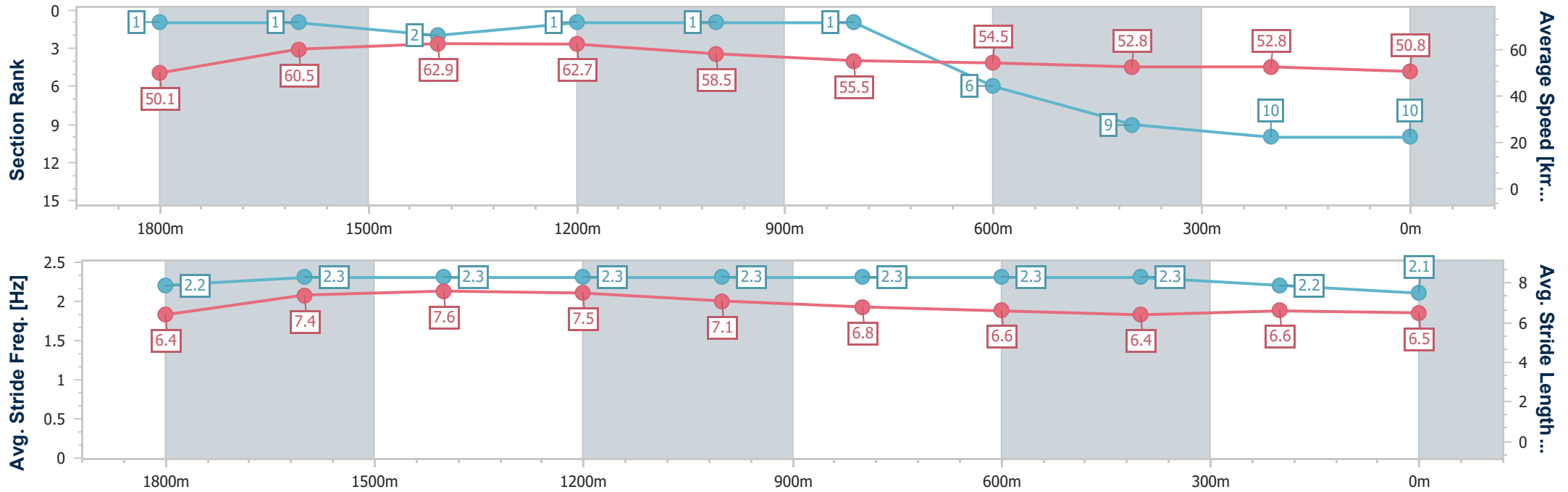
Toowoomba QLD Professional
Race 4: ENTERPRISE LEGAL BENCHMARK 58 Handicap - 2000m



27 April 2024 - 19:10

Track Rating: Good 4, Weather: Fine, Rail Position: True

Section	Overall	1800m	1600m	1400m	1200m	1000m	800m	600m	400m	200m
Section Times	2:09.35 [10] (0:14.41)	1:54.94 [1] (0:11.81)	1:43.13 [1] (0:11.47)	1:31.66 [2] (0:11.52)	1:20.14 [1] (0:12.34)	1:07.80 [1] (0:13.00)	0:54.80 [1] (0:13.31)	0:41.49 [6] (0:13.70)	0:27.79 [9] (0:13.61)	0:14.18 [10] (0:14.18)
Average Speed [km/h]	50.1	60.5	62.9	62.7	58.5	55.5	54.5	52.8	52.8	50.8
Top Speed [km/h]	63.4	62.1	64.9	65.1	60.4	56.5	55.6	54.7	53.5	53.4
Avg. Dist. to Rail [m]	2.4	0.9	0.7	0.6	2.3	1.7	1.8	1.2	0.9	1.5
Avg. Stride Freq. [Hz]	2.2	2.3	2.3	2.3	2.3	2.3	2.3	2.3	2.2	2.1
Avg. Stride Length [m]	6.4	7.4	7.6	7.5	7.1	6.8	6.6	6.4	6.6	6.5



- [] Ranking at each section and finish
- .-.- No data available at this section
- NA No data available