



Aquis Park Gold Coast Poly QLD Professional

Race 2: HOLLINDALE MAY 11 ON SALE Maiden Plate - 1540m



27 April 2024 - 12:32

Track Rating: Synthetic , Weather: Fine, Rail Position: True

Section	Field Times	Overall	1400m	1200m	1000m	800m	600m	400m	Last 600m					
		1:33.77 (0:10.26)	1:23.51 (0:11.71)	1:11.80 (0:11.66)	1:00.14 (0:12.37)	0:47.77 (0:12.29)	0:35.48 (0:11.67)	0:23.81 (0:11.77)	0:35.48					
Rank	TAB	Horse/Jockey	Barrier	Top Speed [km/h]	Fastest Section					Distance Travelled [m]				
1	7	PARCHEMIN Sean Cormack	9	64.4 1400m	0:10.61 Overall	1:33.77 [1] (0:10.61)	1:23.16 [5] (0:11.71)	1:11.45 [6] (0:11.73)	0:59.72 [6] (0:12.37)	0:47.35 [6] (0:12.19)	0:35.16 [6] (0:11.65)	0:23.51 [4] (0:11.60)	0:35.16	
2	10	IRENE'S BEST Matthew Palmer	10	65.0 1400m	0:10.67 Overall	1:33.82 [2] (0:10.67)	1:23.15 [6] (0:11.69)	1:11.46 [7] (0:11.54)	0:59.92 [4] (0:12.22)	0:47.70 [3] (0:12.17)	0:35.53 [1] (0:11.67)	0:23.86 [1] (0:11.84)	0:35.53	+3
3	6	DELIBES Jai Williams	5	65.0 1400m	0:10.84 Overall	1:34.23 [3] (0:10.84)	1:23.39 [8] (0:11.43)	1:11.96 [5] (0:11.80)	1:00.16 [7] (0:12.40)	0:47.76 [7] (0:12.27)	0:35.49 [8] (0:11.82)	0:23.67 [7] (0:11.72)	0:35.49	+2
4	9	ANOTHERLOVELYDAY Michael Cahill	11	64.8 1200m	0:10.26 Overall	1:34.23 [4] (0:10.26)	1:23.97 [1] (0:11.71)	1:12.26 [1] (0:11.66)	1:00.60 [1] (0:12.37)	0:48.23 [1] (0:12.38)	0:35.85 [2] (0:11.63)	0:24.22 [2] (0:11.72)	0:35.85	-6
5	11	STILETTOS Brendan Ward	4	65.3 1400m	0:10.45 Overall	1:34.86 [5] (0:10.45)	1:24.41 [2] (0:11.57)	1:12.84 [2] (0:11.69)	1:01.15 [2] (0:12.35)	0:48.80 [2] (0:12.34)	0:36.46 [3] (0:11.71)	0:24.75 [3] (0:12.12)	0:36.46	+4
6	2	PANTHER POWER Minonette Kennedy	2	63.8 1400m	0:10.47 Overall	1:34.91 [6] (0:10.47)	1:24.44 [3] (0:11.60)	1:12.84 [3] (0:11.76)	1:01.08 [3] (0:12.35)	0:48.73 [4] (0:12.24)	0:36.49 [4] (0:11.94)	0:24.55 [5] (0:12.15)	0:36.49	-7
7	8	SNAG DA BEANS Nozi Tomizawa	3	63.6 1200m	0:10.53 Overall	1:34.92 [7] (0:10.53)	1:24.39 [4] (0:11.61)	1:12.78 [4] (0:11.78)	1:01.00 [5] (0:12.39)	0:48.61 [5] (0:12.24)	0:36.37 [5] (0:11.91)	0:24.46 [6] (0:12.09)	0:36.37	-4
8	4	READY ENABLE Rikki Jamieson	1	64.0 1400m	0:10.89 Overall	1:35.03 [8] (0:10.89)	1:24.14 [10] (0:11.51)	1:12.63 [8] (0:11.78)	1:00.85 [8] (0:12.30)	0:48.55 [8] (0:12.22)	0:36.33 [7] (0:11.95)	0:24.38 [8] (0:12.06)	0:36.33	-11
9	1	MOGGIE Emily Lang	6	63.2 1400m	0:10.77 Overall	1:35.18 [9] (0:10.77)	1:24.41 [7] (0:11.85)	1:12.56 [10] (0:11.87)	1:00.69 [10] (0:12.35)	0:48.34 [10] (0:12.16)	0:36.18 [10] (0:11.93)	0:24.25 [10] (0:11.98)	0:36.18	+0
10	3	POWERALONG Nathan Thomas	7	63.8 1400m	0:10.85 Overall	1:35.41 [10] (0:10.85)	1:24.56 [9] (0:11.75)	1:12.81 [9] (0:11.67)	1:01.14 [9] (0:12.48)	0:48.66 [9] (0:12.12)	0:36.54 [9] (0:11.93)	0:24.61 [9] (0:12.03)	0:36.54	+2

Scratched: Better Than Love (#5)

Report Created: Sat 27 April 2024 13:08 GMT+10 (Note: Timing is based on position data)

Page 1/12

[] Ranking at each section and finish
 -:-:- No data available at this section
 NA No data available
 SCN Saddle cloth number
 DNF Did not finish
 DNT Did not track

data processed by TRIPLESDATA



Aquis Park Gold Coast Poly QLD Professional

Race 2: HOLLINDALE MAY 11 ON SALE Maiden Plate - 1540m



27 April 2024 - 12:32

Track Rating: Synthetic , Weather: Fine, Rail Position: True

Section				200m				Last 600m	
Field Times				0:12.04 (0:12.04)				0:35.48	
Rank	TAB	Horse/Jockey	Barrier	Top Speed [km/h]	Fastest Section	Margin			Distance Travelled [m]
1	7	PARCHEMIN Sean Cormack	9	64.4 1400m	0:10.61 Overall	0:11.91 [3] (0:11.91)	1:33.77		0:35.16
2	10	IRENE'S BEST Matthew Palmer	10	65.0 1400m	0:10.67 Overall	0:12.02 [2] (0:12.02)	0.2L		0:35.53 +3
3	6	DELIBES Jai Williams	5	65.0 1400m	0:10.84 Overall	0:11.95 [5] (0:11.95)	2.5L		0:35.49 +2
4	9	ANOTHERLOVELYDAY Michael Cahill	11	64.8 1200m	0:10.26 Overall	0:12.50 [1] (0:12.50)	2.6L		0:35.85 -6
5	11	STILETTOS Brendan Ward	4	65.3 1400m	0:10.45 Overall	0:12.63 [4] (0:12.63)	6.1L		0:36.46 +4
6	2	PANTHER POWER Minonette Kennedy	2	63.8 1400m	0:10.47 Overall	0:12.40 [6] (0:12.40)	6.3L		0:36.49 -7
7	8	SNAG DA BEANS Nozi Tomizawa	3	63.6 1200m	0:10.53 Overall	0:12.37 [7] (0:12.37)	6.4L		0:36.37 -4
8	4	READY ENABLE Rikki Jamieson	1	64.0 1400m	0:10.89 Overall	0:12.32 [8] (0:12.32)	6.9L		0:36.33 -11
9	1	MOGGIE Emily Lang	6	63.2 1400m	0:10.77 Overall	0:12.27 [10] (0:12.27)	7.7L		0:36.18 +0
10	3	POWERALONG Nathan Thomas	7	63.8 1400m	0:10.85 Overall	0:12.58 [9] (0:12.58)	9L		0:36.54 +2

Scratched: Better Than Love (#5)

Report Created: Sat 27 April 2024 13:08 GMT+10 (Note: Timing is based on position data)

Page 2/12

[] Ranking at each section and finish
 -:-:- No data available at this section
 NA No data available

SCN Saddle cloth number
 DNF Did not finish
 DNT Did not track

data processed by TRIPLESDATA



Horse/Jockey Name	Parchemin
Final Rank	1
Fastest Section Time (Section)	0:10.61 (Overall)
Top Speed [km/h] (Section)	64.4 (1400m)
Race State	Finished



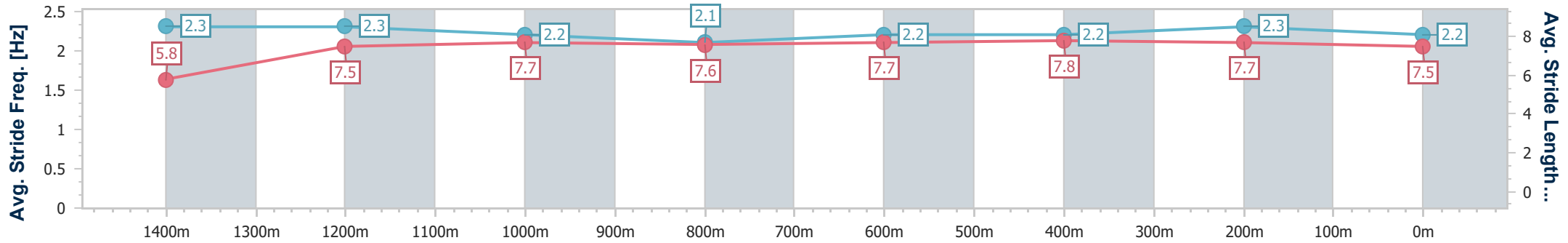
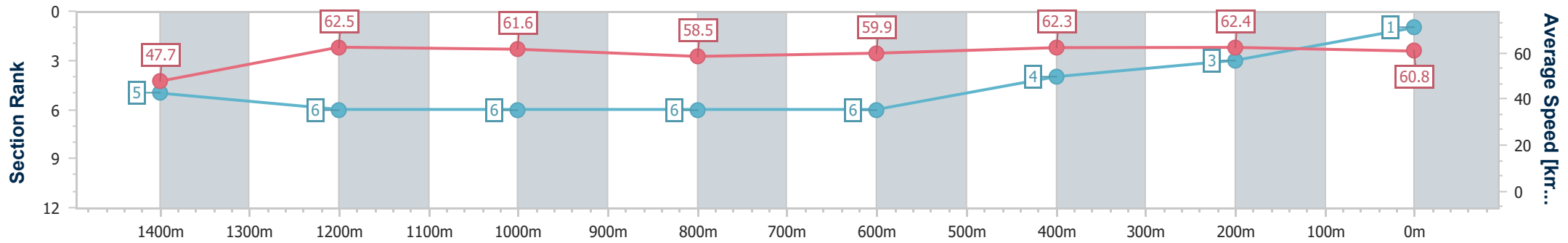
Aquis Park Gold Coast Poly QLD Professional
Race 2: HOLLINDALE MAY 11 ON SALE Maiden Plate - 1540m



27 April 2024 - 12:32

Track Rating: Synthetic , Weather: Fine, Rail Position: True

Section	Overall	1400m	1200m	1000m	800m	600m	400m	200m
Section Times	1:33.77 [1] (0:10.61)	1:23.16 [5] (0:11.71)	1:11.45 [6] (0:11.73)	0:59.72 [6] (0:12.37)	0:47.35 [6] (0:12.19)	0:35.16 [6] (0:11.65)	0:23.51 [4] (0:11.60)	0:11.91 [3] (0:11.91)
Average Speed [km/h]	47.7	62.5	61.6	58.5	59.9	62.3	62.4	60.8
Top Speed [km/h]	59.8	64.4	63.7	59.9	61.6	62.8	63.3	62.2
Avg. Dist. to Rail [m]	6.9	2.3	2.2	2.2	2.4	2.2	3.1	4.4
Avg. Stride Freq. [Hz]	2.3	2.3	2.2	2.1	2.2	2.2	2.3	2.2
Avg. Stride Length [m]	5.8	7.5	7.7	7.6	7.7	7.8	7.7	7.5



- [] Ranking at each section and finish
- .-.- No data available at this section
- NA No data available



Horse/Jockey Name	Irene's Best
Final Rank	2
Fastest Section Time (Section)	0:10.67 (Overall)
Top Speed [km/h] (Section)	65.0 (1400m)
Race State	Finished



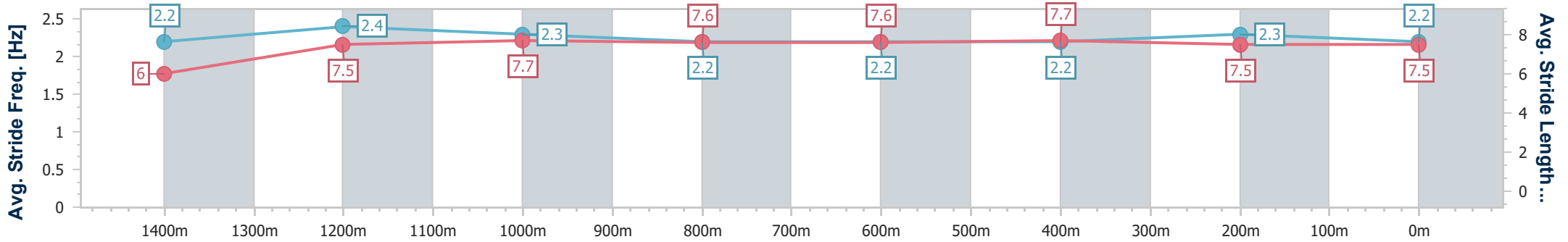
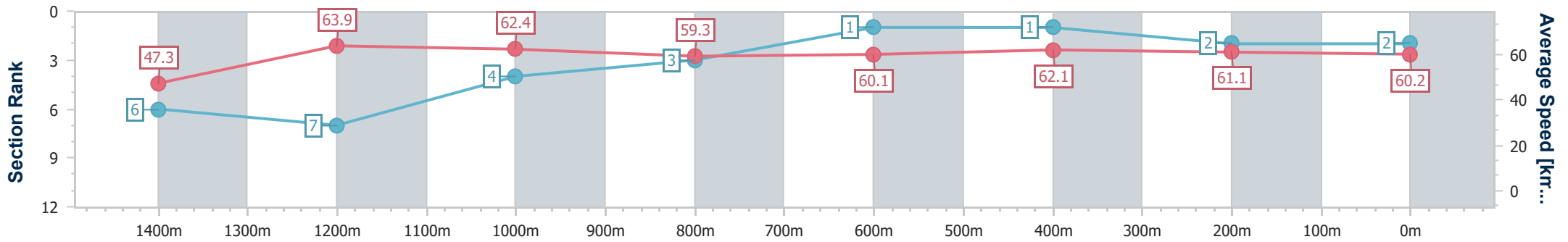
Aquis Park Gold Coast Poly QLD Professional
 Race 2: HOLLINDALE MAY 11 ON SALE Maiden Plate - 1540m



27 April 2024 - 12:32

Track Rating: Synthetic , Weather: Fine, Rail Position: True

Section	Overall	1400m	1200m	1000m	800m	600m	400m	200m
Section Times	1:33.82 [2] (0:10.67)	1:23.15 [6] (0:11.69)	1:11.46 [7] (0:11.54)	0:59.92 [4] (0:12.22)	0:47.70 [3] (0:12.17)	0:35.53 [1] (0:11.67)	0:23.86 [1] (0:11.84)	0:12.02 [2] (0:12.02)
Average Speed [km/h]	47.3	63.9	62.4	59.3	60.1	62.1	61.1	60.2
Top Speed [km/h]	63.5	65.0	64.1	60.5	61.6	63.3	62.3	61.4
Avg. Dist. to Rail [m]	8.9	4.8	4.4	3.4	2.3	1.8	2.2	3.5
Avg. Stride Freq. [Hz]	2.2	2.4	2.3	2.2	2.2	2.2	2.3	2.2
Avg. Stride Length [m]	6.0	7.5	7.7	7.6	7.6	7.7	7.5	7.5



- [] Ranking at each section and finish
- .-.- No data available at this section
- NA No data available



Horse/Jockey Name	Delibes
Final Rank	3
Fastest Section Time (Section)	0:10.84 (Overall)
Top Speed [km/h] (Section)	65.0 (1400m)
Race State	Finished



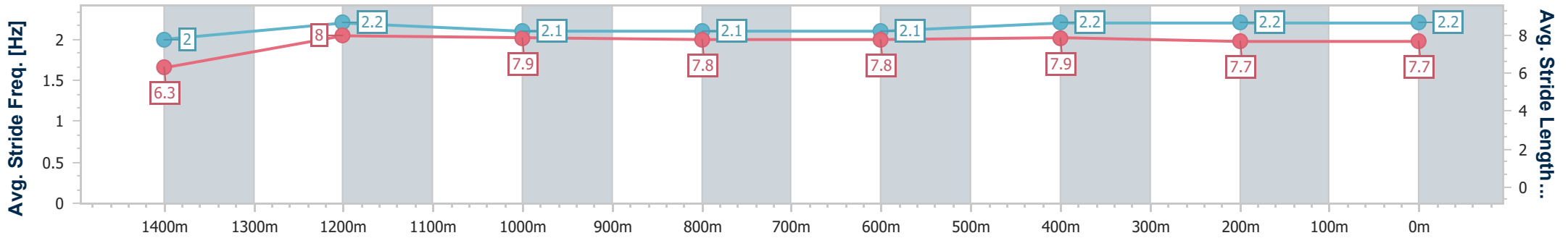
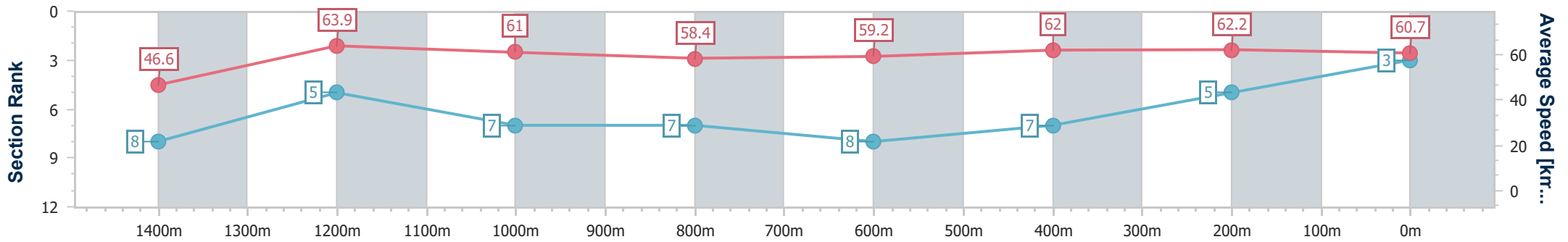
Aquis Park Gold Coast Poly QLD Professional
 Race 2: HOLLINDALE MAY 11 ON SALE Maiden Plate - 1540m



27 April 2024 - 12:32

Track Rating: Synthetic , Weather: Fine, Rail Position: True

Section	Overall	1400m	1200m	1000m	800m	600m	400m	200m
Section Times	1:34.23 [3] (0:10.84)	1:23.39 [8] (0:11.43)	1:11.96 [5] (0:11.80)	1:00.16 [7] (0:12.40)	0:47.76 [7] (0:12.27)	0:35.49 [8] (0:11.82)	0:23.67 [7] (0:11.72)	0:11.95 [5] (0:11.95)
Average Speed [km/h]	46.6	63.9	61.0	58.4	59.2	62.0	62.2	60.7
Top Speed [km/h]	62.2	65.0	62.6	60.1	60.8	62.9	63.7	61.4
Avg. Dist. to Rail [m]	4.8	1.6	2.1	1.7	2.1	3.3	5.1	5.3
Avg. Stride Freq. [Hz]	2.0	2.2	2.1	2.1	2.1	2.2	2.2	2.2
Avg. Stride Length [m]	6.3	8.0	7.9	7.8	7.8	7.9	7.7	7.7



- [] Ranking at each section and finish
- .-.- No data available at this section
- NA No data available



Horse/Jockey Name	Anotherlovelyday
Final Rank	4
Fastest Section Time (Section)	0:10.26 (Overall)
Top Speed [km/h] (Section)	64.8 (1200m)
Race State	Finished



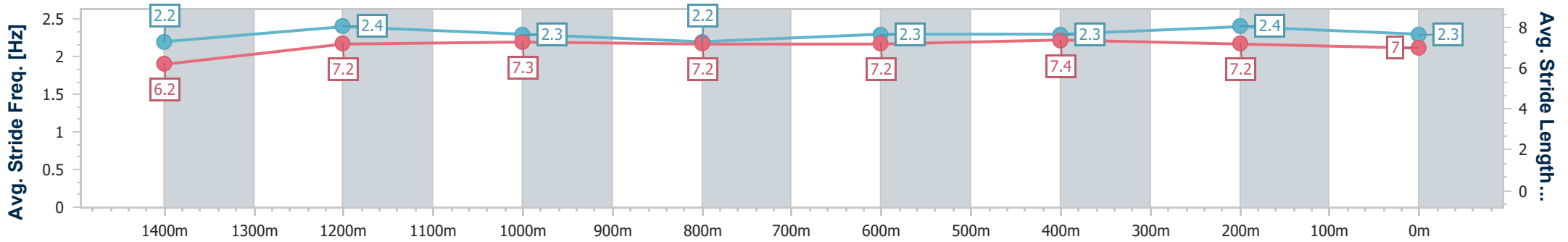
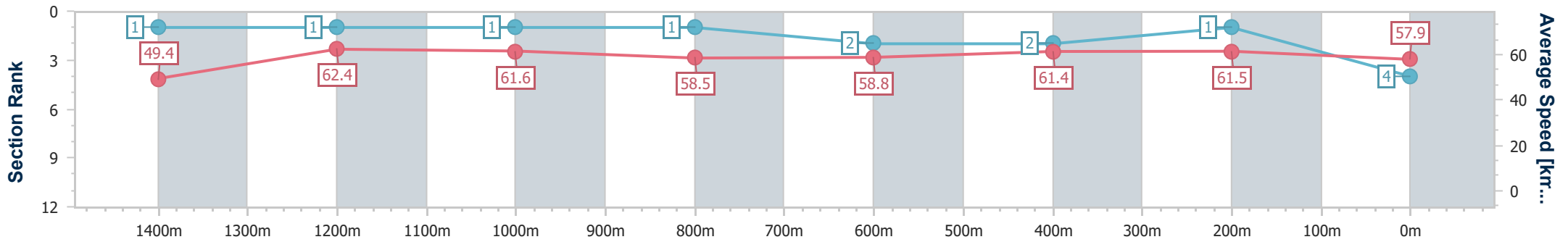
Aquis Park Gold Coast Poly QLD Professional
Race 2: HOLLINDALE MAY 11 ON SALE Maiden Plate - 1540m



27 April 2024 - 12:32

Track Rating: Synthetic , Weather: Fine, Rail Position: True

Section	Overall	1400m	1200m	1000m	800m	600m	400m	200m
Section Times	1:34.23 [4] (0:10.26)	1:23.97 [1] (0:11.71)	1:12.26 [1] (0:11.66)	1:00.60 [1] (0:12.37)	0:48.23 [1] (0:12.38)	0:35.85 [2] (0:11.63)	0:24.22 [2] (0:11.72)	0:12.50 [1] (0:12.50)
Average Speed [km/h]	49.4	62.4	61.6	58.5	58.8	61.4	61.5	57.9
Top Speed [km/h]	64.1	64.4	64.8	59.9	60.6	62.6	63.2	60.2
Avg. Dist. to Rail [m]	9.4	1.8	0.6	0.8	1.7	1.2	1.1	2.1
Avg. Stride Freq. [Hz]	2.2	2.4	2.3	2.2	2.3	2.3	2.4	2.3
Avg. Stride Length [m]	6.2	7.2	7.3	7.2	7.2	7.4	7.2	7.0



- [] Ranking at each section and finish
- .-.- No data available at this section
- NA No data available



Horse/Jockey Name	Stiletto
Final Rank	5
Fastest Section Time (Section)	0:10.45 (Overall)
Top Speed [km/h] (Section)	65.3 (1400m)
Race State	Finished



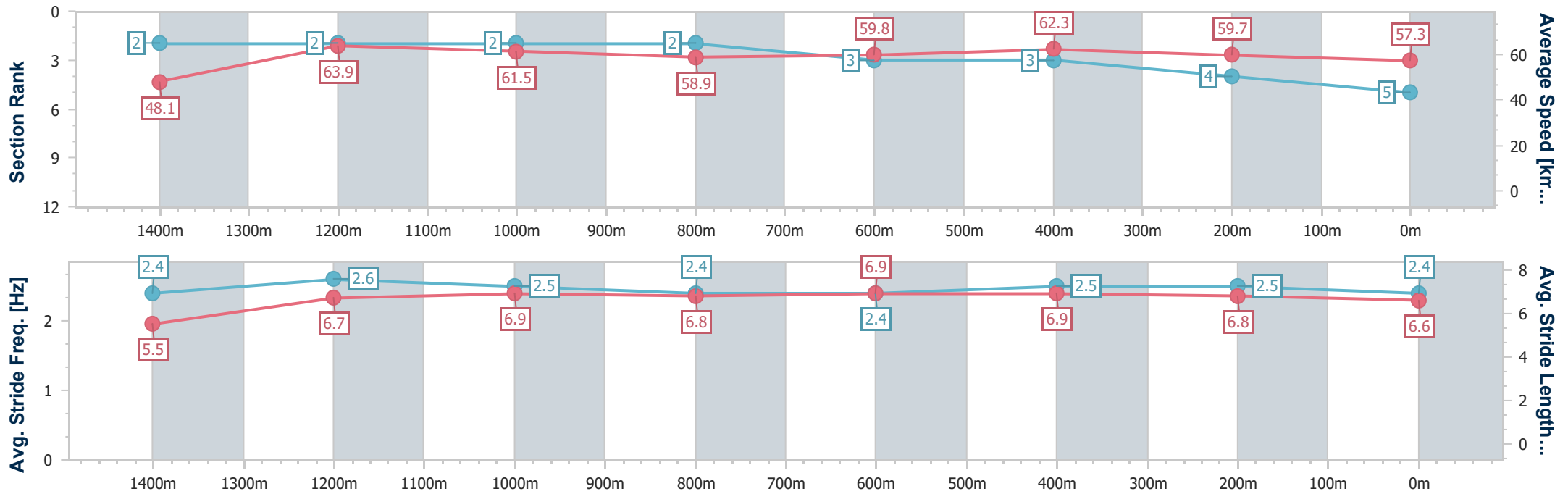
Aquis Park Gold Coast Poly QLD Professional
Race 2: HOLLINDALE MAY 11 ON SALE Maiden Plate - 1540m



27 April 2024 - 12:32

Track Rating: Synthetic , Weather: Fine, Rail Position: True

Section	Overall	1400m	1200m	1000m	800m	600m	400m	200m
Section Times	1:34.86 [5] (0:10.45)	1:24.41 [2] (0:11.57)	1:12.84 [2] (0:11.69)	1:01.15 [2] (0:12.35)	0:48.80 [2] (0:12.34)	0:36.46 [3] (0:11.71)	0:24.75 [3] (0:12.12)	0:12.63 [4] (0:12.63)
Average Speed [km/h]	48.1	63.9	61.5	58.9	59.8	62.3	59.7	57.3
Top Speed [km/h]	63.1	65.3	63.0	59.8	61.8	63.2	61.9	59.2
Avg. Dist. to Rail [m]	4.1	3.3	2.8	3.5	4.0	3.1	3.0	4.9
Avg. Stride Freq. [Hz]	2.4	2.6	2.5	2.4	2.4	2.5	2.5	2.4
Avg. Stride Length [m]	5.5	6.7	6.9	6.8	6.9	6.9	6.8	6.6



- [] Ranking at each section and finish
- .-.- No data available at this section
- NA No data available



Horse/Jockey Name	Panther Power
Final Rank	6
Fastest Section Time (Section)	0:10.47 (Overall)
Top Speed [km/h] (Section)	63.8 (1400m)
Race State	Finished



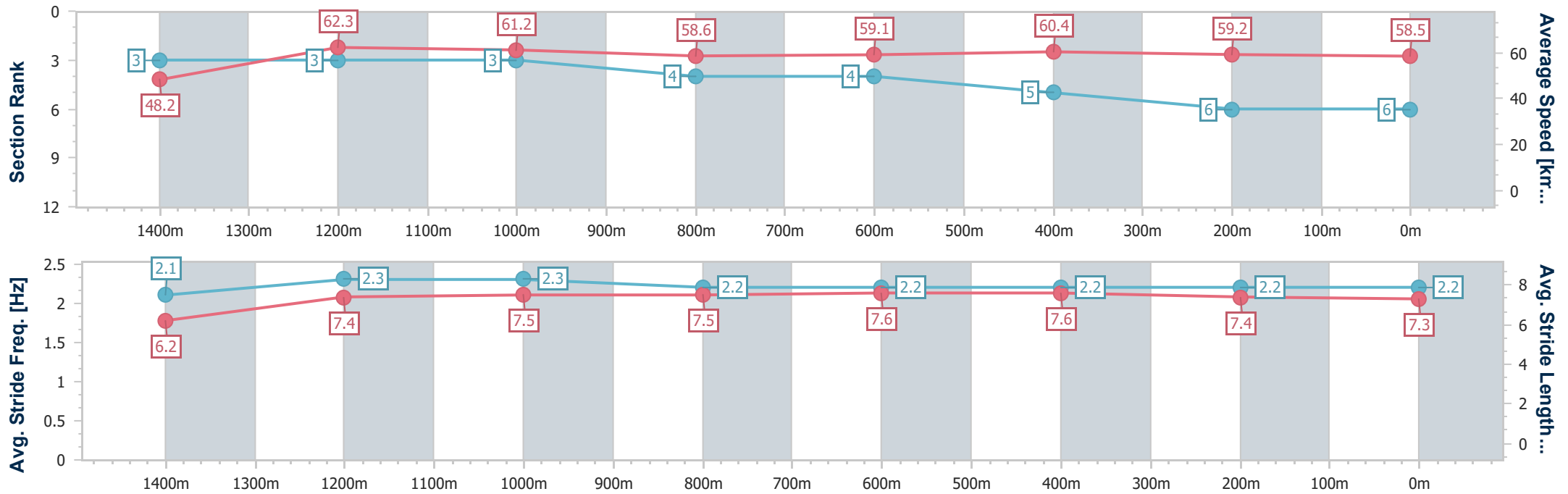
Aquis Park Gold Coast Poly QLD Professional
Race 2: HOLLINDALE MAY 11 ON SALE Maiden Plate - 1540m



27 April 2024 - 12:32

Track Rating: Synthetic , Weather: Fine, Rail Position: True

Section	Overall	1400m	1200m	1000m	800m	600m	400m	200m
Section Times	1:34.91 [6] (0:10.47)	1:24.44 [3] (0:11.60)	1:12.84 [3] (0:11.76)	1:01.08 [3] (0:12.35)	0:48.73 [4] (0:12.24)	0:36.49 [4] (0:11.94)	0:24.55 [5] (0:12.15)	0:12.40 [6] (0:12.40)
Average Speed [km/h]	48.2	62.3	61.2	58.6	59.1	60.4	59.2	58.5
Top Speed [km/h]	61.3	63.8	63.2	59.8	60.8	61.0	60.2	59.0
Avg. Dist. to Rail [m]	1.7	0.7	2.2	1.9	1.1	0.4	0.9	1.9
Avg. Stride Freq. [Hz]	2.1	2.3	2.3	2.2	2.2	2.2	2.2	2.2
Avg. Stride Length [m]	6.2	7.4	7.5	7.5	7.6	7.6	7.4	7.3



- [] Ranking at each section and finish
- .-.- No data available at this section
- NA No data available



Horse/Jockey Name	Snag Da Beans
Final Rank	7
Fastest Section Time (Section)	0:10.53 (Overall)
Top Speed [km/h] (Section)	63.6 (1200m)
Race State	Finished



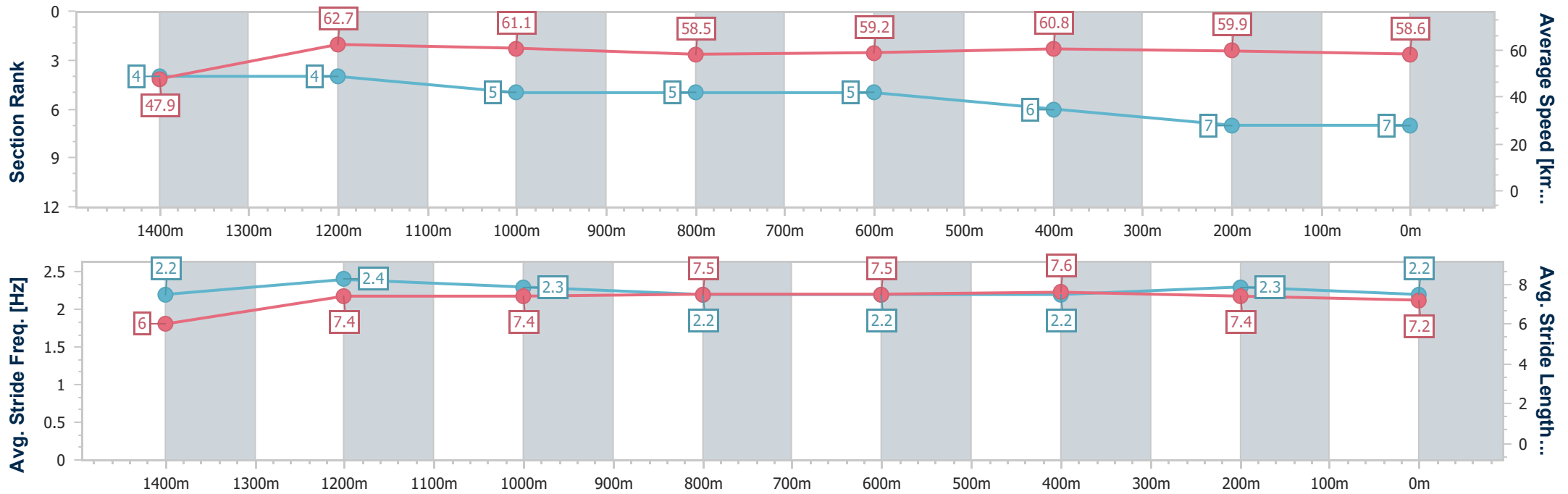
Aquis Park Gold Coast Poly QLD Professional
Race 2: HOLLINDALE MAY 11 ON SALE Maiden Plate - 1540m



27 April 2024 - 12:32

Track Rating: Synthetic , Weather: Fine, Rail Position: True

Section	Overall	1400m	1200m	1000m	800m	600m	400m	200m
Section Times	1:34.92 [7] (0:10.53)	1:24.39 [4] (0:11.61)	1:12.78 [4] (0:11.78)	1:01.00 [5] (0:12.39)	0:48.61 [5] (0:12.24)	0:36.37 [5] (0:11.91)	0:24.46 [6] (0:12.09)	0:12.37 [7] (0:12.37)
Average Speed [km/h]	47.9	62.7	61.1	58.5	59.2	60.8	59.9	58.6
Top Speed [km/h]	62.7	63.5	63.6	59.6	60.8	61.6	60.9	58.6
Avg. Dist. to Rail [m]	3.3	1.4	1.6	1.7	1.4	1.4	3.5	5.8
Avg. Stride Freq. [Hz]	2.2	2.4	2.3	2.2	2.2	2.2	2.3	2.2
Avg. Stride Length [m]	6.0	7.4	7.4	7.5	7.5	7.6	7.4	7.2



- [] Ranking at each section and finish
- .-.- No data available at this section
- NA No data available



Horse/Jockey Name	Ready Enable
Final Rank	8
Fastest Section Time (Section)	0:10.89 (Overall)
Top Speed [km/h] (Section)	64.0 (1400m)
Race State	Finished



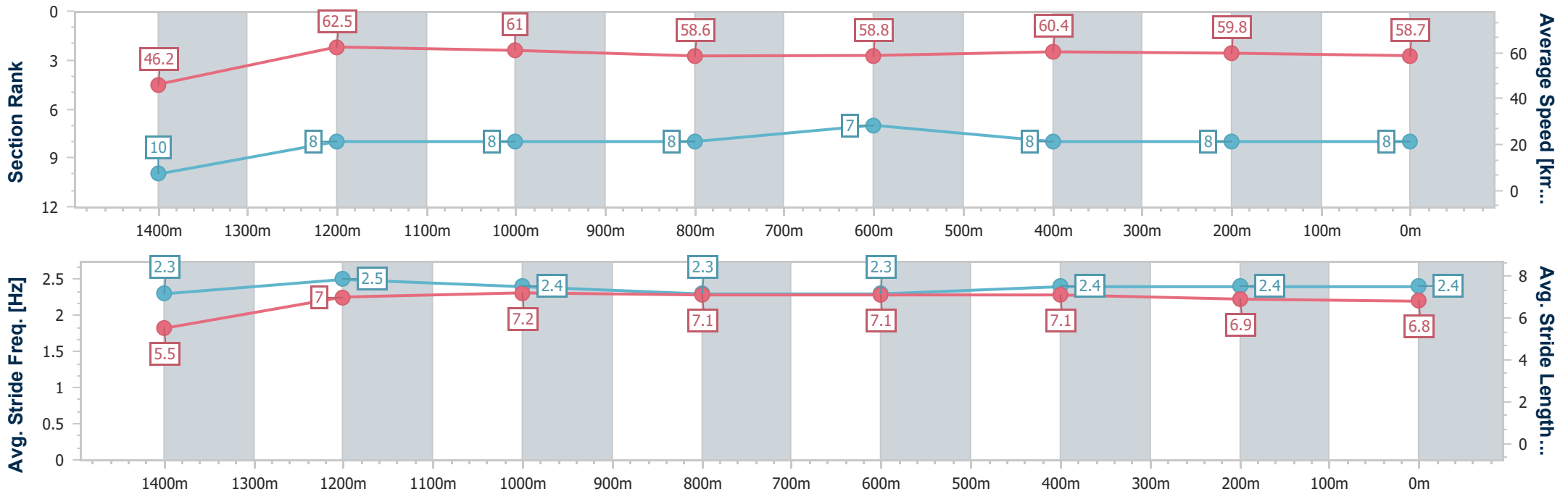
Aquis Park Gold Coast Poly QLD Professional
Race 2: HOLLINDALE MAY 11 ON SALE Maiden Plate - 1540m



27 April 2024 - 12:32

Track Rating: Synthetic , Weather: Fine, Rail Position: True

Section	Overall	1400m	1200m	1000m	800m	600m	400m	200m
Section Times	1:35.03 [8] (0:10.89)	1:24.14 [10] (0:11.51)	1:12.63 [8] (0:11.78)	1:00.85 [8] (0:12.30)	0:48.55 [8] (0:12.22)	0:36.33 [7] (0:11.95)	0:24.38 [8] (0:12.06)	0:12.32 [8] (0:12.32)
Average Speed [km/h]	46.2	62.5	61.0	58.6	58.8	60.4	59.8	58.7
Top Speed [km/h]	61.4	64.0	62.7	59.9	61.2	61.5	60.6	59.2
Avg. Dist. to Rail [m]	1.0	0.3	0.2	0.1	0.3	0.3	2.3	4.5
Avg. Stride Freq. [Hz]	2.3	2.5	2.4	2.3	2.3	2.4	2.4	2.4
Avg. Stride Length [m]	5.5	7.0	7.2	7.1	7.1	7.1	6.9	6.8



- [] Ranking at each section and finish
- .-.- No data available at this section
- NA No data available



Horse/Jockey Name	Moggie
Final Rank	9
Fastest Section Time (Section)	0:10.77 (Overall)
Top Speed [km/h] (Section)	63.2 (1400m)
Race State	Finished



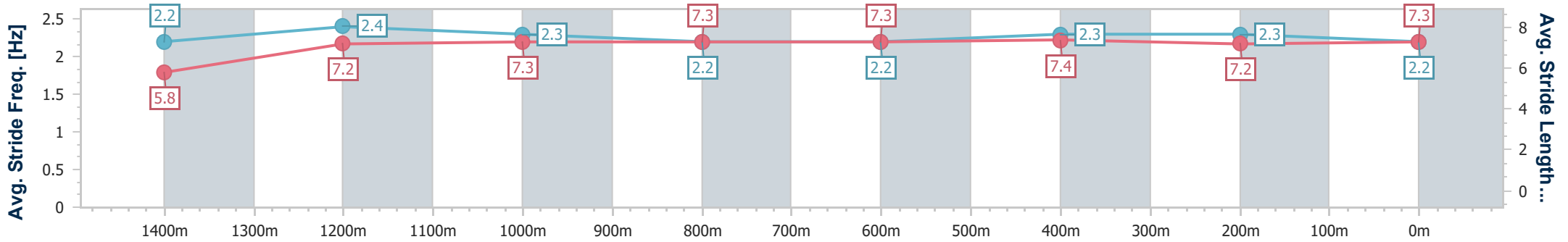
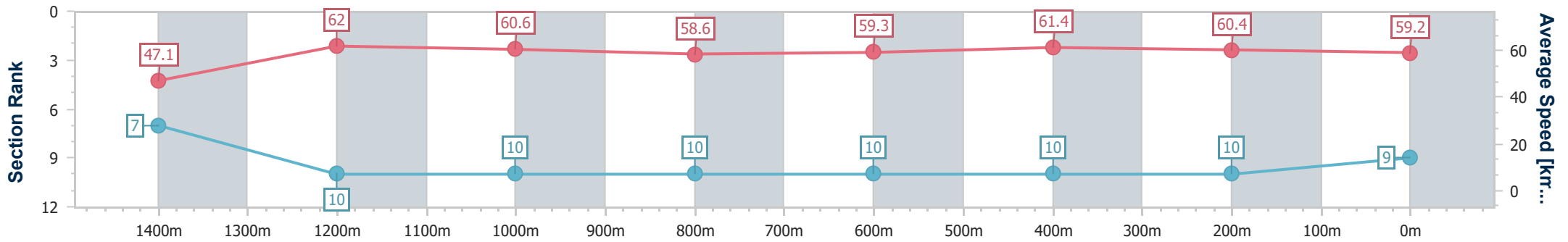
Aquis Park Gold Coast Poly QLD Professional
Race 2: HOLLINDALE MAY 11 ON SALE Maiden Plate - 1540m



27 April 2024 - 12:32

Track Rating: Synthetic , Weather: Fine, Rail Position: True

Section	Overall	1400m	1200m	1000m	800m	600m	400m	200m
Section Times	1:35.18 [9] (0:10.77)	1:24.41 [7] (0:11.85)	1:12.56 [10] (0:11.87)	1:00.69 [10] (0:12.35)	0:48.34 [10] (0:12.16)	0:36.18 [10] (0:11.93)	0:24.25 [10] (0:11.98)	0:12.27 [10] (0:12.27)
Average Speed [km/h]	47.1	62.0	60.6	58.6	59.3	61.4	60.4	59.2
Top Speed [km/h]	62.2	63.2	63.0	59.8	61.2	62.0	61.2	59.0
Avg. Dist. to Rail [m]	6.1	2.9	2.6	1.2	1.0	2.5	4.2	6.4
Avg. Stride Freq. [Hz]	2.2	2.4	2.3	2.2	2.2	2.3	2.3	2.2
Avg. Stride Length [m]	5.8	7.2	7.3	7.3	7.3	7.4	7.2	7.3



- [] Ranking at each section and finish
- .-.- No data available at this section
- NA No data available



Horse/Jockey Name	Poweralong
Final Rank	10
Fastest Section Time (Section)	0:10.85 (Overall)
Top Speed [km/h] (Section)	63.8 (1400m)
Race State	Finished



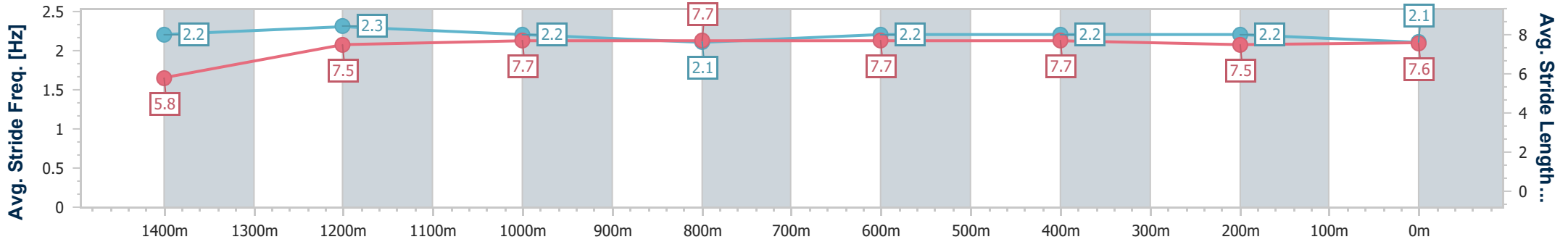
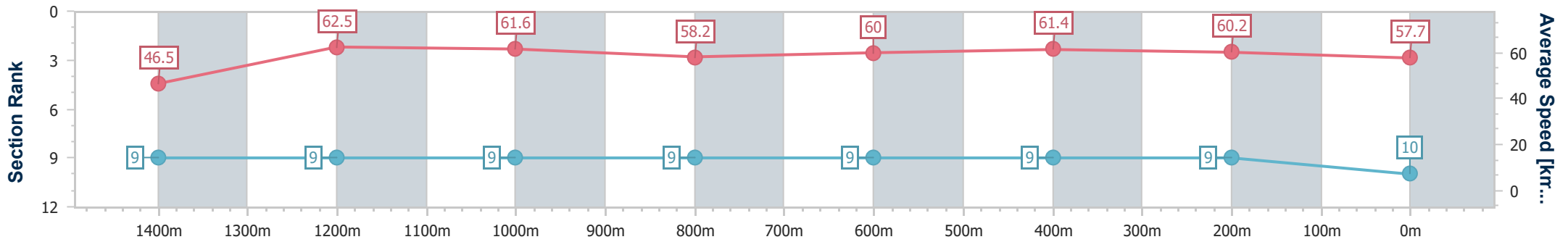
Aquis Park Gold Coast Poly QLD Professional
Race 2: HOLLINDALE MAY 11 ON SALE Maiden Plate - 1540m



27 April 2024 - 12:32

Track Rating: Synthetic , Weather: Fine, Rail Position: True

Section	Overall	1400m	1200m	1000m	800m	600m	400m	200m
Section Times	1:35.41 [10] (0:10.85)	1:24.56 [9] (0:11.75)	1:12.81 [9] (0:11.67)	1:01.14 [9] (0:12.48)	0:48.66 [9] (0:12.12)	0:36.54 [9] (0:11.93)	0:24.61 [9] (0:12.03)	0:12.58 [9] (0:12.58)
Average Speed [km/h]	46.5	62.5	61.6	58.2	60.0	61.4	60.2	57.7
Top Speed [km/h]	59.6	63.8	63.5	59.2	62.5	62.9	61.1	60.0
Avg. Dist. to Rail [m]	6.9	2.4	2.3	2.5	2.1	3.0	4.1	6.6
Avg. Stride Freq. [Hz]	2.2	2.3	2.2	2.1	2.2	2.2	2.2	2.1
Avg. Stride Length [m]	5.8	7.5	7.7	7.7	7.7	7.7	7.5	7.6



- [] Ranking at each section and finish
- .-.- No data available at this section
- NA No data available