



Mackay QLD Professional

Race 6: CHERYL GREEN SPRAY TANNING BENCHMARK 65 Handicap - 1200m

26 April 2024 - 15:47



MACKAY TURF CLUB
Ooralea Racecourse

Track Rating: Good 4, Weather: Fine, Rail Position: True

Section												Last 600m		
Field Times		Overall	1000m	800m	600m	400m	200m						0:35.54	
		1:10.57 (0:13.14)	0:57.43 (0:10.65)	0:46.78 (0:11.24)	0:35.54 (0:11.77)	0:23.77 (0:11.63)	0:12.14 (0:12.14)							
Rank	TAB	Horse/Jockey	Barrier	Top Speed [km/h]	Fastest Section							Margin	Distance Travelled [m]	
1	3	SABOR Ashley Butler	6	68.0	0:10.76	1:10.57 [1] (0:13.66)	0:56.91 [7] (0:10.76)	0:46.15 [7] (0:11.15)	0:35.00 [7] (0:11.72)	0:23.28 [6] (0:11.38)	0:11.90 [2] (0:11.90)	1:10.57	0:35.00	
2	7	KEFALONIA McKenzie Apel	2	68.1	0:10.71	1:10.66 [2] (0:13.54)	0:57.12 [6] (0:10.71)	0:46.41 [5] (0:11.28)	0:35.13 [6] (0:11.75)	0:23.38 [5] (0:11.64)	0:11.74 [5] (0:11.74)	0.09L	0:35.13	-4
3	1	REAL KEY Lachlan Overall	7	68.2	0:10.82	1:10.75 [3] (0:13.70)	0:57.05 [8] (0:10.82)	0:46.23 [8] (0:11.17)	0:35.06 [8] (0:11.89)	0:23.17 [8] (0:11.40)	0:11.77 [6] (0:11.77)	0.09L	0:35.06	+1
4	4	ACOUSTIX Gabrielle Semmens	11	69.9	0:10.64	1:10.88 [4] (0:13.20)	0:57.68 [2] (0:10.64)	0:47.04 [2] (0:11.19)	0:35.85 [1] (0:11.77)	0:24.08 [1] (0:11.63)	0:12.45 [1] (0:12.45)	0.13L	0:35.85	-3
5	5	DON'T TELL LEEANNE Adrian Layt	5	69.1	0:10.74	1:10.96 [5] (0:13.34)	0:57.62 [4] (0:10.74)	0:46.88 [4] (0:11.20)	0:35.68 [4] (0:11.84)	0:23.84 [4] (0:11.61)	0:12.23 [3] (0:12.23)	0.08L	0:35.68	-1
6	10	FLYING SHAMUS Chelsea Jovic	3	68.7	0:10.71	1:11.34 [6] (0:13.27)	0:58.07 [3] (0:10.71)	0:47.36 [3] (0:11.18)	0:36.18 [3] (0:11.90)	0:24.28 [3] (0:11.75)	0:12.53 [4] (0:12.53)	0.38L	0:36.18	-1
7	11	LETS TORQUE A DEEL Nathan Thomas	4	67.9	0:11.01	1:11.68 [7] (0:14.02)	0:57.66 [9] (0:11.02)	0:46.64 [9] (0:11.01)	0:35.63 [9] (0:11.69)	0:23.94 [9] (0:11.84)	0:12.10 [9] (0:12.10)	0.34L	0:35.63	+1
8	12	LET'S ROLL Tasha Chambers	8	67.5	0:10.77	1:11.75 [8] (0:13.52)	0:58.23 [5] (0:10.77)	0:47.46 [6] (0:11.17)	0:36.29 [5] (0:12.01)	0:24.28 [7] (0:11.83)	0:12.45 [7] (0:12.45)	0.07L	0:36.29	+4
9	6	HIGHGROUND Georgina Cartwright	12	70.5	0:10.65	1:13.40 [9] (0:13.14)	1:00.26 [1] (0:10.65)	0:49.61 [1] (0:11.27)	0:38.34 [2] (0:11.88)	0:26.46 [2] (0:12.39)	0:14.07 [8] (0:14.07)	1.65L	0:38.34	+4

Scratched: Bold Hunter (#2), Oligarchy (#8), Nic Me Some (#9)



Horse/Jockey Name	Sabor
Final Rank	1
Fastest Section Time (Section)	0:10.76 (1000m)
Top Speed [km/h] (Section)	68.0 (1000m)
Race State	Finished

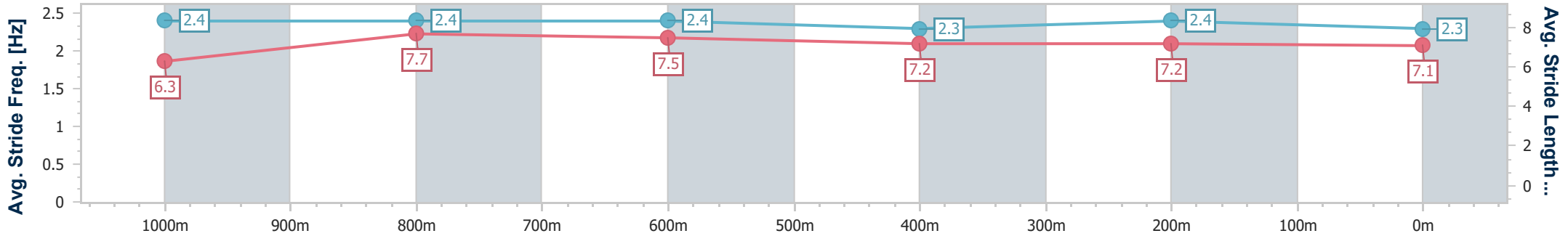
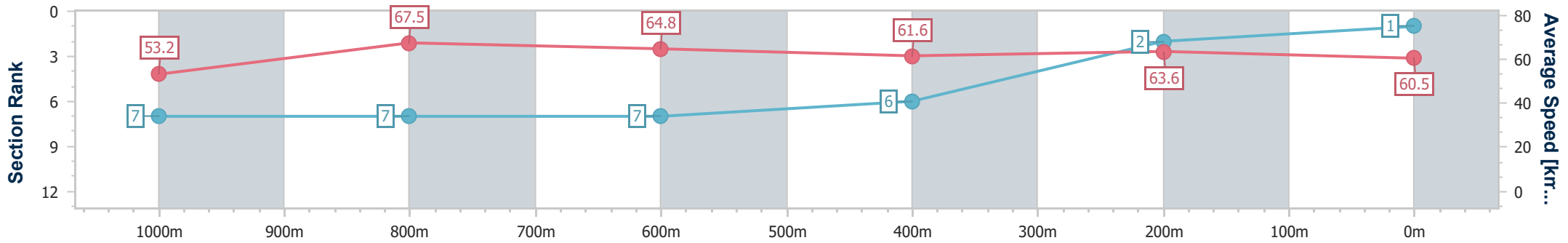


Mackay QLD Professional
 Race 6: CHERYL GREEN SPRAY TANNING BENCHMARK 65
 Handicap - 1200m
 26 April 2024 - 15:47



Track Rating: Good 4, Weather: Fine, Rail Position: True

Section	Overall	1000m	800m	600m	400m	200m
Section Times	1:10.57 [1] (0:13.66)	0:56.91 [7] (0:10.76)	0:46.15 [7] (0:11.15)	0:35.00 [7] (0:11.72)	0:23.28 [6] (0:11.38)	0:11.90 [2] (0:11.90)
Average Speed [km/h]	53.2	67.5	64.8	61.6	63.6	60.5
Top Speed [km/h]	66.7	68.0	67.0	63.0	64.2	63.1
Avg. Dist. to Rail [m]	5.2	2.9	1.9	0.4	2.8	4.4
Avg. Stride Freq. [Hz]	2.4	2.4	2.4	2.3	2.4	2.3
Avg. Stride Length [m]	6.3	7.7	7.5	7.2	7.2	7.1



- [] Ranking at each section and finish
- .-.- No data available at this section
- NA No data available



Horse/Jockey Name	Kefalonia
Final Rank	2
Fastest Section Time (Section)	0:10.71 (1000m)
Top Speed [km/h] (Section)	68.1 (1000m)
Race State	Finished

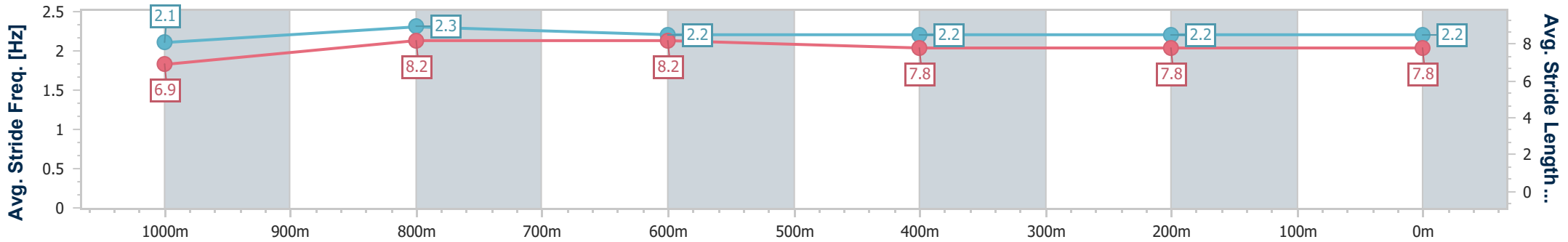
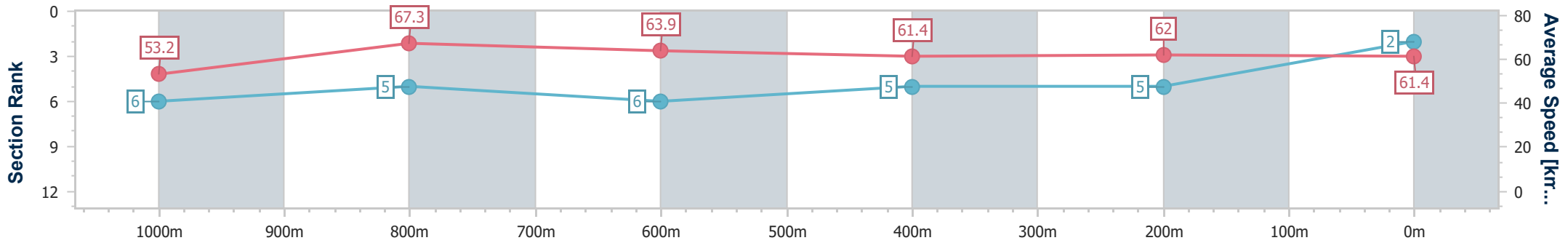


Mackay QLD Professional
 Race 6: CHERYL GREEN SPRAY TANNING BENCHMARK 65
 Handicap - 1200m
 26 April 2024 - 15:47



Track Rating: Good 4, Weather: Fine, Rail Position: True

Section	Overall	1000m	800m	600m	400m	200m
Section Times	1:10.66 [2] (0:13.54)	0:57.12 [6] (0:10.71)	0:46.41 [5] (0:11.28)	0:35.13 [6] (0:11.75)	0:23.38 [5] (0:11.64)	0:11.74 [5] (0:11.74)
Average Speed [km/h]	53.2	67.3	63.9	61.4	62.0	61.4
Top Speed [km/h]	67.2	68.1	65.6	63.4	63.1	62.8
Avg. Dist. to Rail [m]	1.7	0.5	0.6	0.8	4.4	6.1
Avg. Stride Freq. [Hz]	2.1	2.3	2.2	2.2	2.2	2.2
Avg. Stride Length [m]	6.9	8.2	8.2	7.8	7.8	7.8



- [] Ranking at each section and finish
- .-.- No data available at this section
- NA No data available



Horse/Jockey Name	Real Key
Final Rank	3
Fastest Section Time (Section)	0:10.82 (1000m)
Top Speed [km/h] (Section)	68.2 (1000m)
Race State	Finished

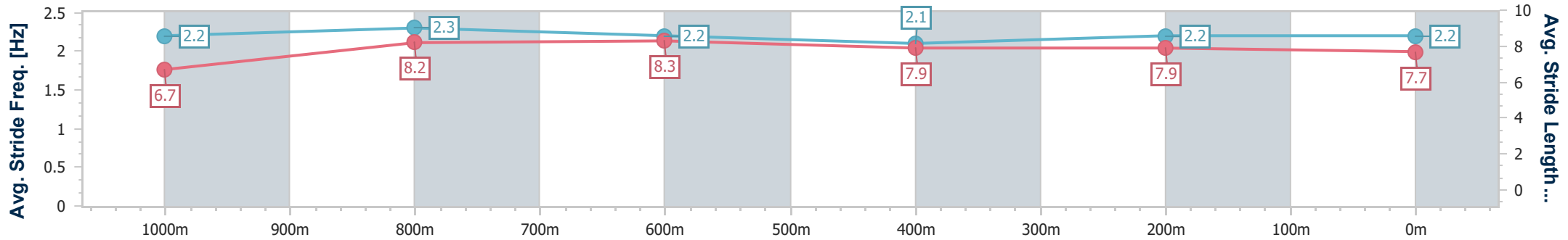
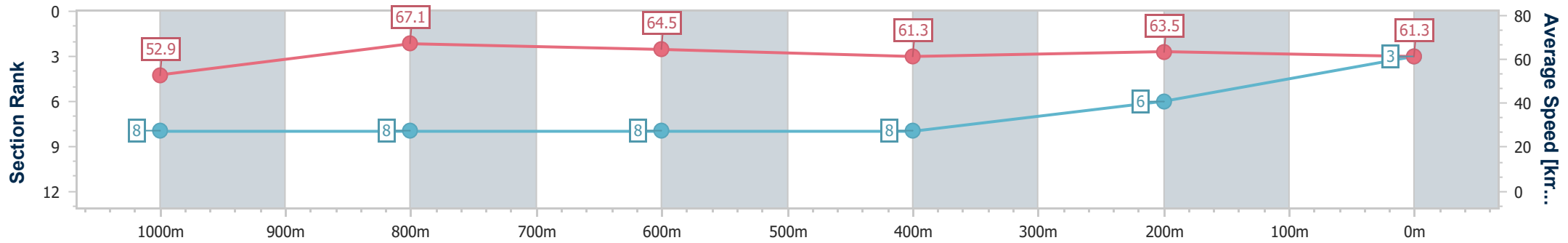


Mackay QLD Professional
 Race 6: CHERYL GREEN SPRAY TANNING BENCHMARK 65
 Handicap - 1200m
 26 April 2024 - 15:47



Track Rating: Good 4, Weather: Fine, Rail Position: True

Section	Overall	1000m	800m	600m	400m	200m
Section Times	1:10.75 [3] (0:13.70)	0:57.05 [8] (0:10.82)	0:46.23 [8] (0:11.17)	0:35.06 [8] (0:11.89)	0:23.17 [8] (0:11.40)	0:11.77 [6] (0:11.77)
Average Speed [km/h]	52.9	67.1	64.5	61.3	63.5	61.3
Top Speed [km/h]	67.9	68.2	66.4	63.4	64.7	62.8
Avg. Dist. to Rail [m]	5.4	1.8	1.6	1.6	2.1	1.1
Avg. Stride Freq. [Hz]	2.2	2.3	2.2	2.1	2.2	2.2
Avg. Stride Length [m]	6.7	8.2	8.3	7.9	7.9	7.7



- [] Ranking at each section and finish
- .-.- No data available at this section
- NA No data available



Horse/Jockey Name	Acoustix
Final Rank	4
Fastest Section Time (Section)	0:10.64 (1000m)
Top Speed [km/h] (Section)	69.9 (1000m)
Race State	Finished

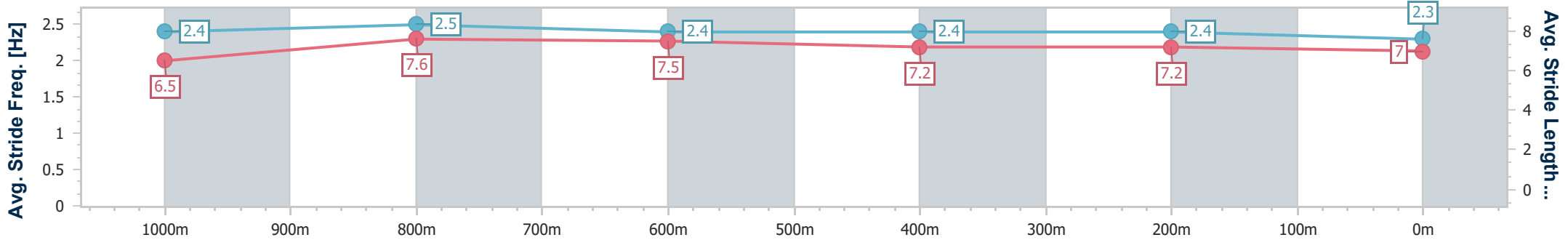
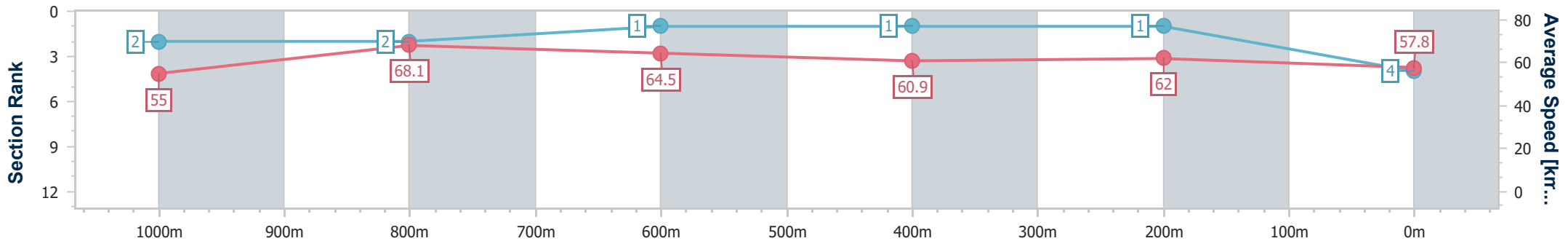


Mackay QLD Professional
 Race 6: CHERYL GREEN SPRAY TANNING BENCHMARK 65
 Handicap - 1200m
 26 April 2024 - 15:47



Track Rating: Good 4, Weather: Fine, Rail Position: True

Section	Overall	1000m	800m	600m	400m	200m
Section Times	1:10.88 [4] (0:13.20)	0:57.68 [2] (0:10.64)	0:47.04 [2] (0:11.19)	0:35.85 [1] (0:11.77)	0:24.08 [1] (0:11.63)	0:12.45 [1] (0:12.45)
Average Speed [km/h]	55.0	68.1	64.5	60.9	62.0	57.8
Top Speed [km/h]	69.8	69.9	66.8	61.9	62.7	60.5
Avg. Dist. to Rail [m]	7.6	2.0	0.6	0.5	1.1	1.5
Avg. Stride Freq. [Hz]	2.4	2.5	2.4	2.4	2.4	2.3
Avg. Stride Length [m]	6.5	7.6	7.5	7.2	7.2	7.0



- [] Ranking at each section and finish
- .-.- No data available at this section
- NA No data available



Horse/Jockey Name	Don't Tell Leanne
Final Rank	5
Fastest Section Time (Section)	0:10.74 (1000m)
Top Speed [km/h] (Section)	69.1 (1000m)
Race State	Finished

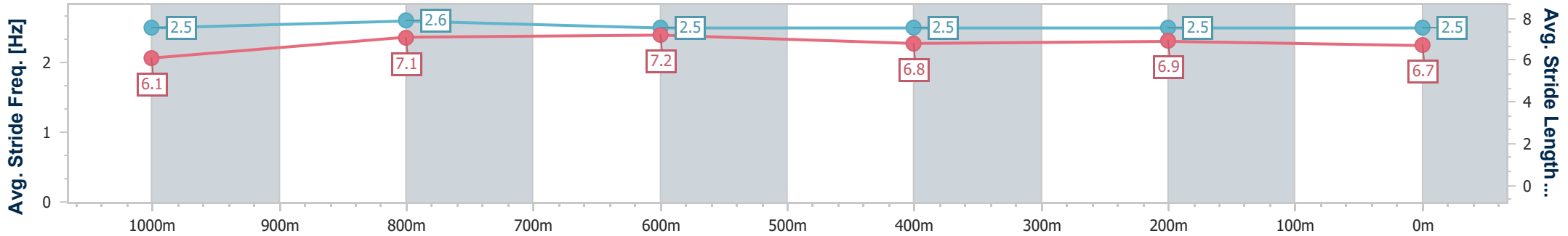
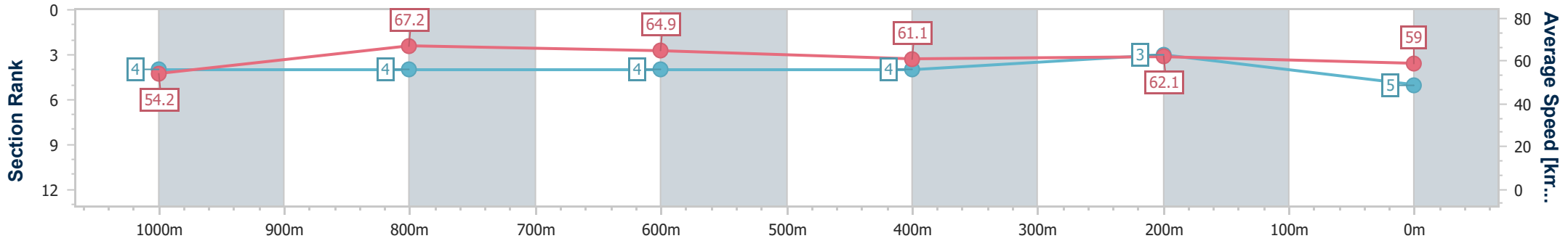


Mackay QLD Professional
 Race 6: CHERYL GREEN SPRAY TANNING BENCHMARK 65
 Handicap - 1200m
 26 April 2024 - 15:47



Track Rating: Good 4, Weather: Fine, Rail Position: True

Section	Overall	1000m	800m	600m	400m	200m
Section Times	1:10.96 [5] (0:13.34)	0:57.62 [4] (0:10.74)	0:46.88 [4] (0:11.20)	0:35.68 [4] (0:11.84)	0:23.84 [4] (0:11.61)	0:12.23 [3] (0:12.23)
Average Speed [km/h]	54.2	67.2	64.9	61.1	62.1	59.0
Top Speed [km/h]	68.1	69.1	66.5	62.4	62.6	61.8
Avg. Dist. to Rail [m]	3.9	1.3	2.1	0.9	1.2	2.0
Avg. Stride Freq. [Hz]	2.5	2.6	2.5	2.5	2.5	2.5
Avg. Stride Length [m]	6.1	7.1	7.2	6.8	6.9	6.7



- [] Ranking at each section and finish
- .-.- No data available at this section
- NA No data available



Horse/Jockey Name	Flying Shamus
Final Rank	6
Fastest Section Time (Section)	0:10.71 (1000m)
Top Speed [km/h] (Section)	68.7 (1000m)
Race State	Finished

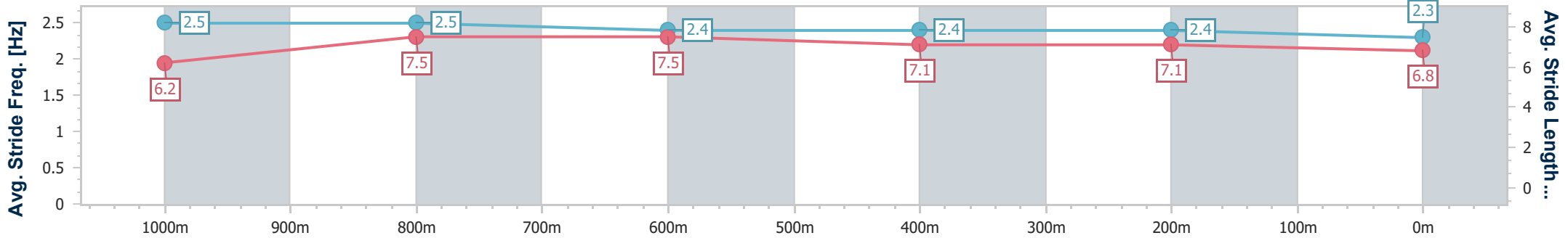
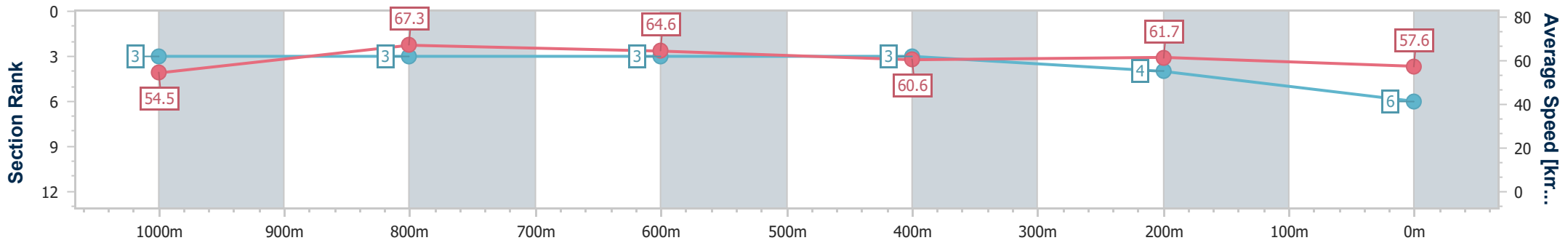


Mackay QLD Professional
 Race 6: CHERYL GREEN SPRAY TANNING BENCHMARK 65
 Handicap - 1200m
 26 April 2024 - 15:47



Track Rating: Good 4, Weather: Fine, Rail Position: True

Section	Overall	1000m	800m	600m	400m	200m
Section Times	1:11.34 [6] (0:13.27)	0:58.07 [3] (0:10.71)	0:47.36 [3] (0:11.18)	0:36.18 [3] (0:11.90)	0:24.28 [3] (0:11.75)	0:12.53 [4] (0:12.53)
Average Speed [km/h]	54.5	67.3	64.6	60.6	61.7	57.6
Top Speed [km/h]	63.0	68.7	68.0	64.9	62.2	62.2
Avg. Dist. to Rail [m]	2.8	1.0	1.2	0.5	1.7	2.2
Avg. Stride Freq. [Hz]	2.5	2.5	2.4	2.4	2.4	2.3
Avg. Stride Length [m]	6.2	7.5	7.5	7.1	7.1	6.8



- [] Ranking at each section and finish
- .-.- No data available at this section
- NA No data available



Horse/Jockey Name	Lets Torque A Deel
Final Rank	7
Fastest Section Time (Section)	0:11.01 (800m)
Top Speed [km/h] (Section)	67.9 (800m)
Race State	Finished

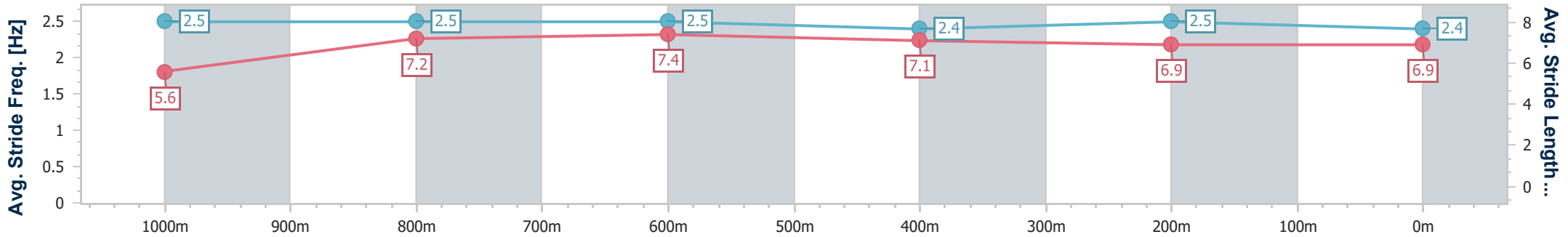
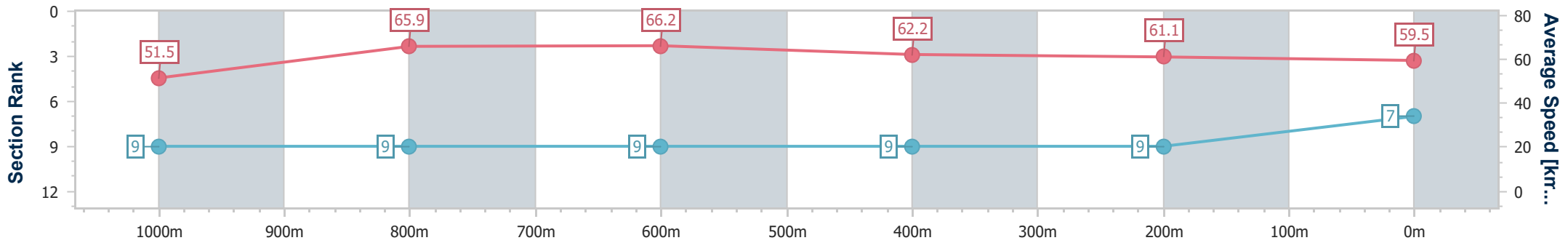


Mackay QLD Professional
 Race 6: CHERYL GREEN SPRAY TANNING BENCHMARK 65
 Handicap - 1200m
 26 April 2024 - 15:47



Track Rating: Good 4, Weather: Fine, Rail Position: True

Section	Overall	1000m	800m	600m	400m	200m
Section Times	1:11.68 [7] (0:14.02)	0:57.66 [9] (0:11.02)	0:46.64 [9] (0:11.01)	0:35.63 [9] (0:11.69)	0:23.94 [9] (0:11.84)	0:12.10 [9] (0:12.10)
Average Speed [km/h]	51.5	65.9	66.2	62.2	61.1	59.5
Top Speed [km/h]	66.2	66.2	67.9	63.7	61.9	62.0
Avg. Dist. to Rail [m]	3.4	3.7	4.1	1.1	2.2	3.3
Avg. Stride Freq. [Hz]	2.5	2.5	2.5	2.4	2.5	2.4
Avg. Stride Length [m]	5.6	7.2	7.4	7.1	6.9	6.9



- [] Ranking at each section and finish
- .-.- No data available at this section
- NA No data available



Horse/Jockey Name	Let's Roll
Final Rank	8
Fastest Section Time (Section)	0:10.77 (1000m)
Top Speed [km/h] (Section)	67.5 (1000m)
Race State	Finished

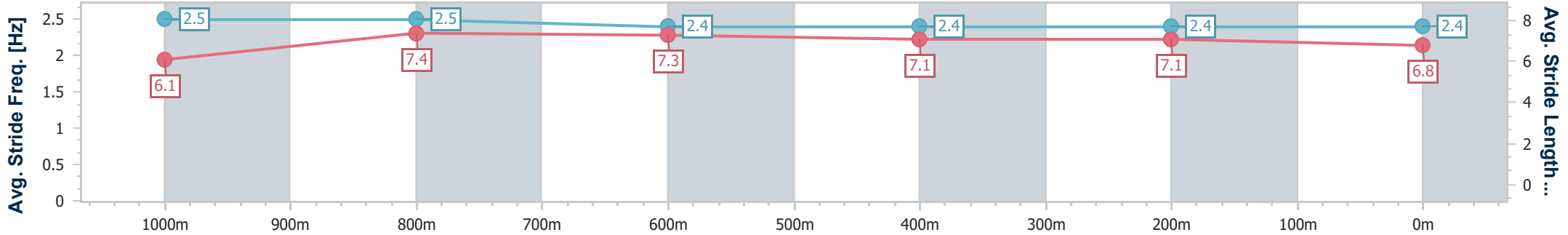
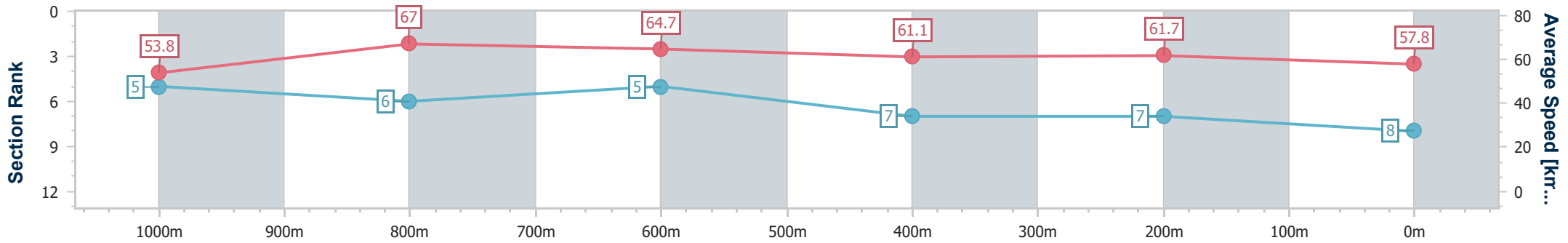


Mackay QLD Professional
 Race 6: CHERYL GREEN SPRAY TANNING BENCHMARK 65
 Handicap - 1200m
 26 April 2024 - 15:47



Track Rating: Good 4, Weather: Fine, Rail Position: True

Section	Overall	1000m	800m	600m	400m	200m
Section Times	1:11.75 [8] (0:13.52)	0:58.23 [5] (0:10.77)	0:47.46 [6] (0:11.17)	0:36.29 [5] (0:12.01)	0:24.28 [7] (0:11.83)	0:12.45 [7] (0:12.45)
Average Speed [km/h]	53.8	67.0	64.7	61.1	61.7	57.8
Top Speed [km/h]	67.0	67.5	67.2	62.3	62.3	59.8
Avg. Dist. to Rail [m]	5.9	1.3	1.2	2.7	5.5	5.2
Avg. Stride Freq. [Hz]	2.5	2.5	2.4	2.4	2.4	2.4
Avg. Stride Length [m]	6.1	7.4	7.3	7.1	7.1	6.8



- [] Ranking at each section and finish
- .-.- No data available at this section
- NA No data available



Horse/Jockey Name	Highground
Final Rank	9
Fastest Section Time (Section)	0:10.65 (1000m)
Top Speed [km/h] (Section)	70.5 (1000m)
Race State	Finished

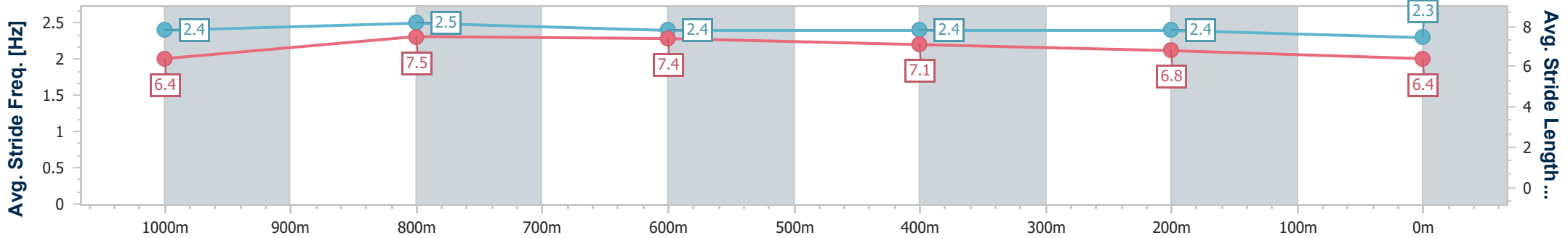
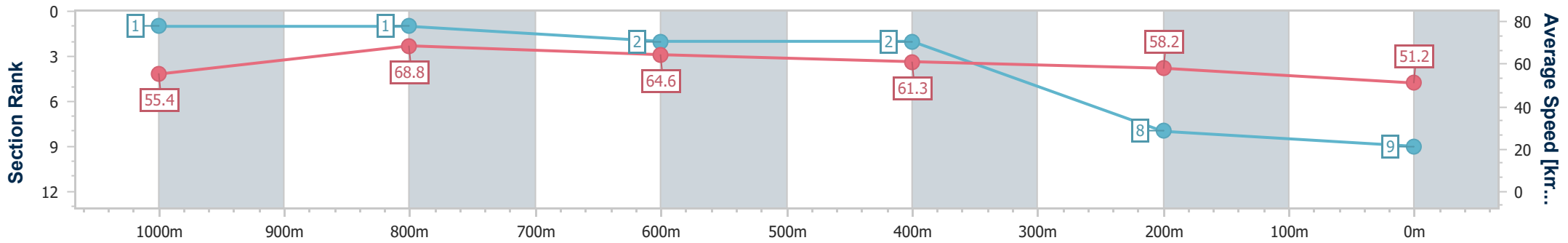


Mackay QLD Professional
 Race 6: CHERYL GREEN SPRAY TANNING BENCHMARK 65
 Handicap - 1200m
 26 April 2024 - 15:47



Track Rating: Good 4, Weather: Fine, Rail Position: True

Section	Overall	1000m	800m	600m	400m	200m
Section Times	1:13.40 [9] (0:13.14)	1:00.26 [1] (0:10.65)	0:49.61 [1] (0:11.27)	0:38.34 [2] (0:11.88)	0:26.46 [2] (0:12.39)	0:14.07 [8] (0:14.07)
Average Speed [km/h]	55.4	68.8	64.6	61.3	58.2	51.2
Top Speed [km/h]	69.9	70.5	65.7	61.8	60.7	54.8
Avg. Dist. to Rail [m]	9.8	5.6	3.5	1.2	2.8	5.0
Avg. Stride Freq. [Hz]	2.4	2.5	2.4	2.4	2.4	2.3
Avg. Stride Length [m]	6.4	7.5	7.4	7.1	6.8	6.4



- [] Ranking at each section and finish
- .-.- No data available at this section
- NA No data available