



# Mackay QLD Professional

## Race 5: BOOK FOR AMATEUR CUP SATURDAY 11TH MAY BENCHMARK

### 60 Handicap - 1800m

26 April 2024 - 15:13



Track Rating: Good 4, Weather: Fine, Rail Position: True

Section		Overall	1600m	1400m	1200m	1000m	800m	600m	Last 600m				
Field Times		1:52.42 (0:13.57)	1:38.85 (0:11.84)	1:27.01 (0:12.96)	1:14.05 (0:12.73)	1:01.32 (0:12.89)	0:48.43 (0:12.07)	0:36.36 (0:11.85)	0:36.36				
Rank	TAB Horse/Jockey	Barrier	Top Speed [km/h]	Fastest Section	Distance Travelled [m]								
1	8 SHADOW PROJECT Scott Sheargold	6	62.7 600m	0:11.70 400m	1:52.42 [1] (0:13.91)	1:38.51 [5] (0:12.26)	1:26.25 [7] (0:13.21)	1:13.04 [7] (0:13.06)	0:59.98 [7] (0:12.21)	0:47.77 [7] (0:12.29)	0:35.48 [7] (0:11.82)	0:35.48	
2	6 FLAMENCO ROSE McKenzie Apel	2	63.8 400m	0:11.62 400m	1:52.44 [2] (0:14.28)	1:38.16 [10] (0:12.18)	1:25.98 [9] (0:13.25)	1:12.73 [8] (0:12.95)	0:59.78 [8] (0:12.11)	0:47.67 [8] (0:12.46)	0:35.21 [10] (0:11.85)	0:35.21	+5
3	4 PROSPETTIVA Kirk Matheson	5	66.9 1600m	0:11.84 1600m	1:52.46 [3] (0:13.57)	1:38.89 [1] (0:11.84)	1:27.05 [1] (0:12.96)	1:14.09 [1] (0:12.73)	1:01.36 [1] (0:12.89)	0:48.47 [1] (0:12.07)	0:36.40 [1] (0:11.85)	0:36.40	-4
4	5 ENTERPRISE PHOENIX Georgina Cartwright	4	66.1 Overall	0:11.95 400m	1:52.52 [4] (0:13.63)	1:38.89 [2] (0:11.98)	1:26.91 [2] (0:12.88)	1:14.03 [2] (0:12.77)	1:01.26 [2] (0:12.77)	0:48.49 [2] (0:12.15)	0:36.34 [2] (0:11.97)	0:36.34	+2
5	3 OSCAR BRAVO Tasha Chambers	7	64.0 1600m	0:11.96 600m	1:52.68 [5] (0:13.65)	1:39.03 [3] (0:11.99)	1:27.04 [3] (0:13.10)	1:13.94 [3] (0:12.93)	1:01.01 [3] (0:12.57)	0:48.44 [4] (0:12.19)	0:36.25 [4] (0:11.96)	0:36.25	-5
6	10 MARSHY Nathan Thomas	1	61.8 600m	0:11.77 600m	1:52.71 [6] (0:14.08)	1:38.63 [8] (0:12.09)	1:26.54 [6] (0:13.04)	1:13.50 [6] (0:12.95)	1:00.55 [6] (0:12.33)	0:48.22 [6] (0:12.23)	0:35.99 [5] (0:11.77)	0:35.99	-3
7	1 TORQUE ESPAGNA Ryan Wiggins	8	64.5 1600m	0:11.84 600m	1:52.76 [7] (0:13.91)	1:38.85 [6] (0:12.06)	1:26.79 [4] (0:13.13)	1:13.66 [5] (0:12.72)	1:00.94 [4] (0:12.35)	0:48.59 [3] (0:12.26)	0:36.33 [3] (0:11.84)	0:36.33	+5
8	2 MOHAHNA Jackson Murphy	11	62.2 600m	0:11.70 600m	1:52.82 [8] (0:14.26)	1:38.56 [9] (0:12.46)	1:26.10 [10] (0:13.18)	1:12.92 [10] (0:13.13)	0:59.79 [10] (0:12.03)	0:47.76 [10] (0:11.90)	0:35.86 [8] (0:11.70)	0:35.86	+1
9	7 WHISKEY ROW Chris Whiteley	9	64.8 400m	0:11.53 400m	1:52.98 [9] (0:14.07)	1:38.91 [7] (0:12.31)	1:26.60 [8] (0:13.43)	1:13.17 [9] (0:13.04)	1:00.13 [9] (0:12.07)	0:48.06 [9] (0:12.29)	0:35.77 [9] (0:11.69)	0:35.77	+7
10	9 ATHENA'S SECRET Adrian Layt	3	62.3 Overall	0:11.84 600m	1:53.26 [10] (0:13.72)	1:39.54 [4] (0:12.25)	1:27.29 [5] (0:12.95)	1:14.34 [4] (0:12.93)	1:01.41 [5] (0:12.54)	0:48.87 [5] (0:12.35)	0:36.52 [6] (0:11.84)	0:36.52	-1

Scratched: Mishani Patriot (#11)



**Mackay QLD Professional**  
**Race 5: BOOK FOR AMATEUR CUP SATURDAY 11TH MAY BENCHMARK**  
**60 Handicap - 1800m**  
**26 April 2024 - 15:13**



Track Rating: Good 4, Weather: Fine, Rail Position: True

Section				400m	200m			Last 600m			
Field Times				0:24.51 (0:11.96)	0:12.55 (0:12.55)			0:36.36			
Rank	TAB	Horse/Jockey	Barrier	Top Speed [km/h]	Fastest Section	Margin				Distance Travelled [m]	
1	8	<b>SHADOW PROJECT</b> Scott Sheargold	6	62.7 600m	0:11.70 400m	0:23.66 [8] (0:11.70)	0:11.96 [7] (0:11.96)	1:52.42		0:35.48	
2	6	<b>FLAMENCO ROSE</b> McKenzie Apel	2	63.8 400m	0:11.62 400m	0:23.36 [10] (0:11.62)	0:11.74 [10] (0:11.74)	0.02L		0:35.21	+5
3	4	<b>PROSPETTIVA</b> Kirk Matheson	5	66.9 1600m	0:11.84 1600m	0:24.55 [1] (0:11.96)	0:12.59 [1] (0:12.59)	0.02L		0:36.40	-4
4	5	<b>ENTERPRISE PHOENIX</b> Georgina Cartwright	4	66.1 Overall	0:11.95 400m	0:24.37 [2] (0:11.95)	0:12.42 [2] (0:12.42)	0.06L		0:36.34	+2
5	3	<b>OSCAR BRAVO</b> Tasha Chambers	7	64.0 1600m	0:11.96 600m	0:24.29 [4] (0:11.96)	0:12.33 [4] (0:12.33)	0.16L		0:36.25	-5
6	10	<b>MARSHY</b> Nathan Thomas	1	61.8 600m	0:11.77 600m	0:24.22 [5] (0:11.92)	0:12.30 [5] (0:12.30)	0.03L		0:35.99	-3
7	1	<b>TORQUE ESPAGNA</b> Ryan Wiggins	8	64.5 1600m	0:11.84 600m	0:24.49 [3] (0:11.93)	0:12.56 [3] (0:12.56)	0.05L		0:36.33	+5
8	2	<b>MOHAHNA</b> Jackson Murphy	11	62.2 600m	0:11.70 600m	0:24.16 [7] (0:11.83)	0:12.33 [9] (0:12.33)	0.06L		0:35.86	+1
9	7	<b>WHISKEY ROW</b> Chris Whiteley	9	64.8 400m	0:11.53 400m	0:24.08 [9] (0:11.53)	0:12.55 [6] (0:12.55)	0.16L		0:35.77	+7
10	9	<b>ATHENA'S SECRET</b> Adrian Layt	3	62.3 Overall	0:11.84 600m	0:24.68 [6] (0:11.88)	0:12.80 [8] (0:12.80)	0.28L		0:36.52	-1

Scratched: Mishani Patriot (#11)



Horse/Jockey Name	Shadow Project
Final Rank	1
Fastest Section Time (Section)	0:11.70 (400m)
Top Speed [km/h] (Section)	62.7 (600m)
Race State	Finished

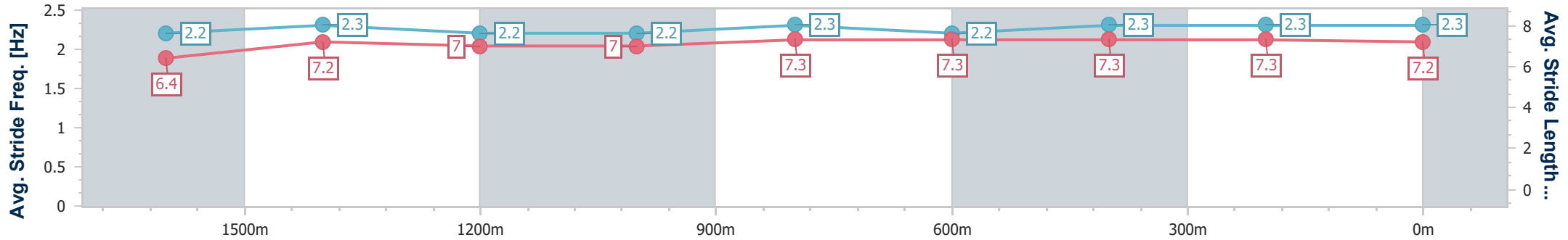
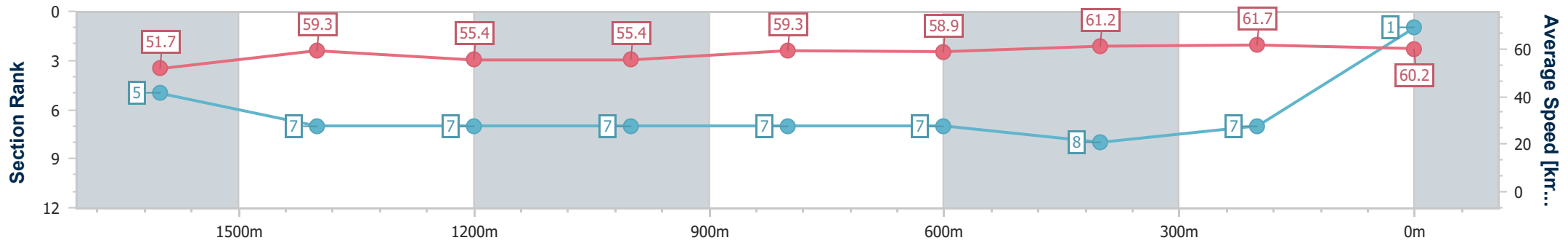


Mackay QLD Professional  
 Race 5: BOOK FOR AMATEUR CUP SATURDAY 11TH MAY  
 BENCHMARK 60 Handicap - 1800m  
 26 April 2024 - 15:13



Track Rating: Good 4, Weather: Fine, Rail Position: True

Section	Overall	1600m	1400m	1200m	1000m	800m	600m	400m	200m
Section Times	1:52.42 [1] (0:13.91)	1:38.51 [5] (0:12.26)	1:26.25 [7] (0:13.21)	1:13.04 [7] (0:13.06)	0:59.98 [7] (0:12.21)	0:47.77 [7] (0:12.29)	0:35.48 [7] (0:11.82)	0:23.66 [8] (0:11.70)	0:11.96 [7] (0:11.96)
Average Speed [km/h]	51.7	59.3	55.4	55.4	59.3	58.9	61.2	61.7	60.2
Top Speed [km/h]	61.7	61.7	57.6	58.9	60.7	60.8	62.7	62.6	61.5
Avg. Dist. to Rail [m]	5.2	1.9	2.3	2.3	1.9	1.7	0.8	1.6	2.3
Avg. Stride Freq. [Hz]	2.2	2.3	2.2	2.2	2.3	2.2	2.3	2.3	2.3
Avg. Stride Length [m]	6.4	7.2	7.0	7.0	7.3	7.3	7.3	7.3	7.2



- [ ] Ranking at each section and finish
- .-.- No data available at this section
- NA No data available



Horse/Jockey Name	Flamenco Rose
Final Rank	2
Fastest Section Time (Section)	0:11.62 (400m)
Top Speed [km/h] (Section)	63.8 (400m)
Race State	Finished

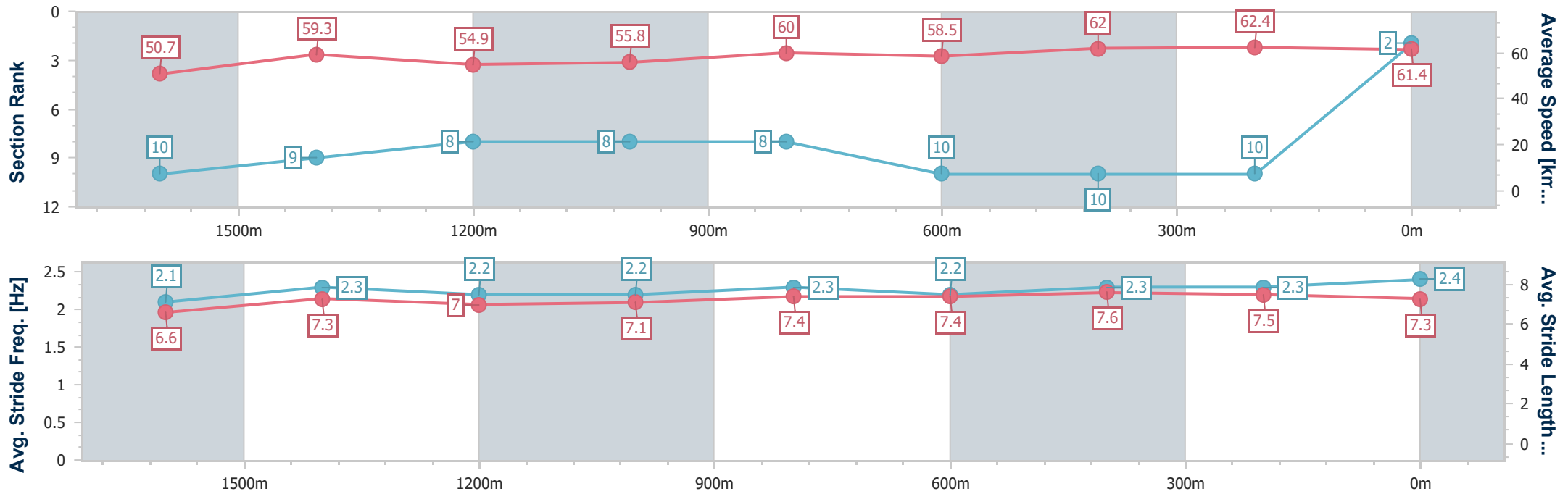


Mackay QLD Professional  
 Race 5: BOOK FOR AMATEUR CUP SATURDAY 11TH MAY  
 BENCHMARK 60 Handicap - 1800m  
 26 April 2024 - 15:13



Track Rating: Good 4, Weather: Fine, Rail Position: True

Section	Overall	1600m	1400m	1200m	1000m	800m	600m	400m	200m
Section Times	1:52.44 [2] (0:14.28)	1:38.16 [10] (0:12.18)	1:25.98 [9] (0:13.25)	1:12.73 [8] (0:12.95)	0:59.78 [8] (0:12.11)	0:47.67 [8] (0:12.46)	0:35.21 [10] (0:11.85)	0:23.36 [10] (0:11.62)	0:11.74 [10] (0:11.74)
Average Speed [km/h]	50.7	59.3	54.9	55.8	60.0	58.5	62.0	62.4	61.4
Top Speed [km/h]	61.9	61.5	56.4	59.3	61.7	61.0	63.1	63.8	63.2
Avg. Dist. to Rail [m]	1.6	1.2	1.8	1.6	2.7	3.6	2.9	6.0	9.5
Avg. Stride Freq. [Hz]	2.1	2.3	2.2	2.2	2.3	2.2	2.3	2.3	2.4
Avg. Stride Length [m]	6.6	7.3	7.0	7.1	7.4	7.4	7.6	7.5	7.3



- [ ] Ranking at each section and finish
- .-.- No data available at this section
- NA No data available



Horse/Jockey Name	Prospettiva
Final Rank	3
Fastest Section Time (Section)	0:11.84 (1600m)
Top Speed [km/h] (Section)	66.9 (1600m)
Race State	Finished



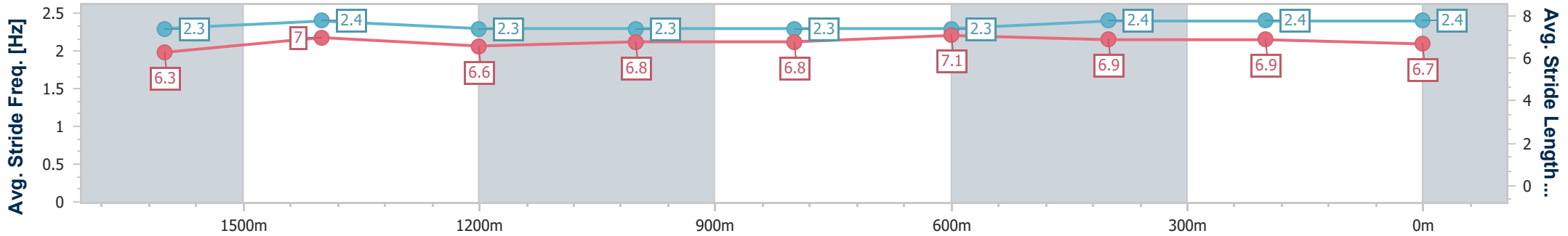
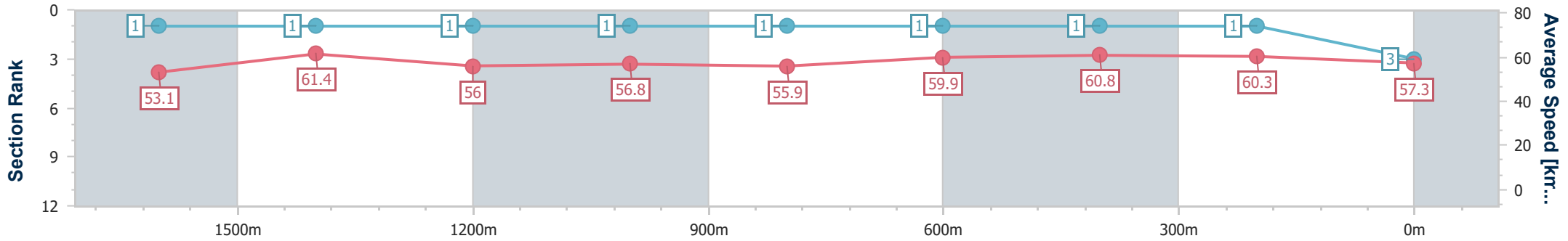
Mackay QLD Professional  
Race 5: BOOK FOR AMATEUR CUP SATURDAY 11TH MAY  
BENCHMARK 60 Handicap - 1800m



26 April 2024 - 15:13

Track Rating: Good 4, Weather: Fine, Rail Position: True

Section	Overall	1600m	1400m	1200m	1000m	800m	600m	400m	200m				
Section Times	1:52.46 [3] (0:13.57)	1:38.89 [1] (0:11.84)	1:27.05 [1] (0:12.96)	1:14.09 [1] (0:12.73)	1:01.36 [1] (0:12.89)	0:48.47 [1] (0:12.07)	0:36.40 [1] (0:11.85)	0:24.55 [1] (0:11.96)	0:12.59 [1] (0:12.59)				
Average Speed [km/h]	53.1	61.4	56.0	56.8	55.9	59.9	60.8	60.3	57.3				
Top Speed [km/h]	64.0	66.9	56.7	57.1	57.7	60.8	61.1	60.9	59.4				
Avg. Dist. to Rail [m]	4.3	1.4	1.4	1.5	1.2	0.8	0.4	1.4	2.8				
Avg. Stride Freq. [Hz]	2.3	2.4	2.3	2.3	2.3	2.3	2.4	2.4	2.4				
Avg. Stride Length [m]	6.3	7.0	6.6	6.8	6.8	7.1	6.9	6.9	6.7				



- [ ] Ranking at each section and finish
- .-.- No data available at this section
- NA No data available



Horse/Jockey Name	Enterprise Phoenix
Final Rank	4
Fastest Section Time (Section)	0:11.95 (400m)
Top Speed [km/h] (Section)	66.1 (Overall)
Race State	Finished

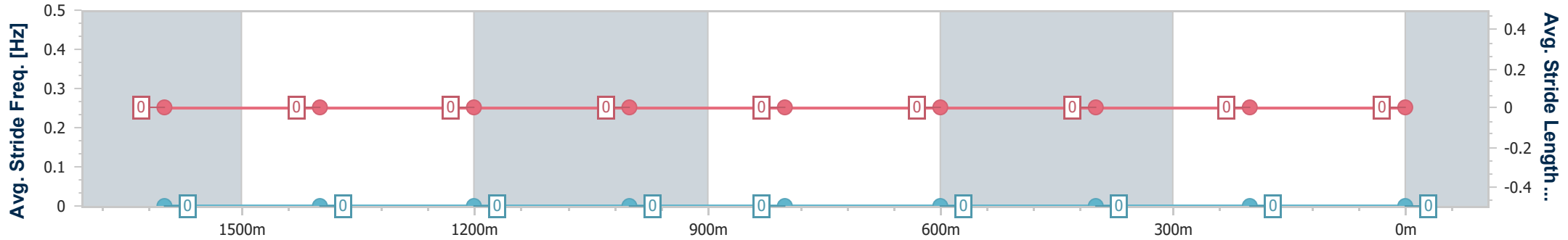
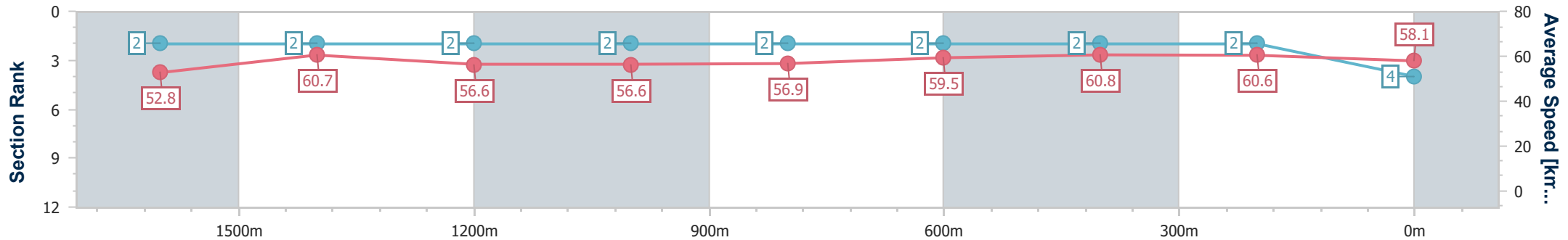


Mackay QLD Professional  
 Race 5: BOOK FOR AMATEUR CUP SATURDAY 11TH MAY  
 BENCHMARK 60 Handicap - 1800m  
 26 April 2024 - 15:13



Track Rating: Good 4, Weather: Fine, Rail Position: True

Section	Overall	1600m	1400m	1200m	1000m	800m	600m	400m	200m				
Section Times	1:52.52 [4] (0:13.63)	1:38.89 [2] (0:11.98)	1:26.91 [2] (0:12.88)	1:14.03 [2] (0:12.77)	1:01.26 [2] (0:12.77)	0:48.49 [2] (0:12.15)	0:36.34 [2] (0:11.97)	0:24.37 [2] (0:11.95)	0:12.42 [2] (0:12.42)				
Average Speed [km/h]	52.8	60.7	56.6	56.6	56.9	59.5	60.8	60.6	58.1				
Top Speed [km/h]	66.1	63.6	58.0	57.5	57.8	60.8	61.8	61.3	60.1				
Avg. Dist. to Rail [m]	3.5	1.3	2.3	2.6	2.4	1.9	1.6	3.0	4.3				
Avg. Stride Freq. [Hz]	---	---	---	---	---	---	---	---	---				
Avg. Stride Length [m]	---	---	---	---	---	---	---	---	---				



- [ ] Ranking at each section and finish
- No data available at this section
- NA No data available



Horse/Jockey Name	Oscar Bravo
Final Rank	5
Fastest Section Time (Section)	0:11.96 (600m)
Top Speed [km/h] (Section)	64.0 (1600m)
Race State	Finished



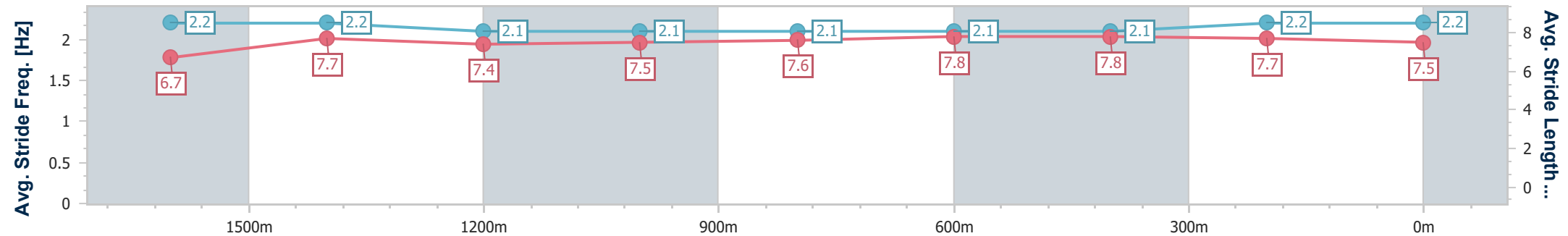
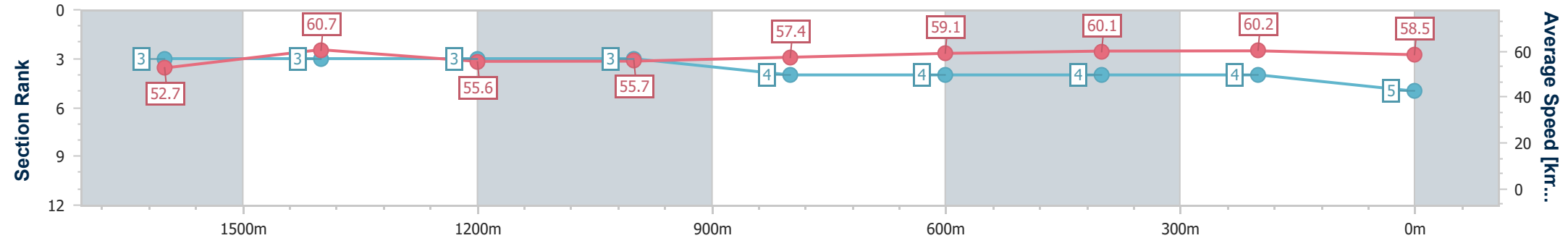
Mackay QLD Professional  
Race 5: BOOK FOR AMATEUR CUP SATURDAY 11TH MAY  
BENCHMARK 60 Handicap - 1800m



26 April 2024 - 15:13

Track Rating: Good 4, Weather: Fine, Rail Position: True

Section	Overall	1600m	1400m	1200m	1000m	800m	600m	400m	200m
Section Times	1:52.68 [5] (0:13.65)	1:39.03 [3] (0:11.99)	1:27.04 [3] (0:13.10)	1:13.94 [3] (0:12.93)	1:01.01 [3] (0:12.57)	0:48.44 [4] (0:12.19)	0:36.25 [4] (0:11.96)	0:24.29 [4] (0:11.96)	0:12.33 [4] (0:12.33)
Average Speed [km/h]	52.7	60.7	55.6	55.7	57.4	59.1	60.1	60.2	58.5
Top Speed [km/h]	63.4	64.0	57.8	56.6	59.1	59.8	60.6	61.1	60.3
Avg. Dist. to Rail [m]	6.1	1.7	1.9	1.1	0.7	0.6	0.3	0.7	1.1
Avg. Stride Freq. [Hz]	2.2	2.2	2.1	2.1	2.1	2.1	2.1	2.2	2.2
Avg. Stride Length [m]	6.7	7.7	7.4	7.5	7.6	7.8	7.8	7.7	7.5



- [ ] Ranking at each section and finish
- .-.- No data available at this section
- NA No data available



Horse/Jockey Name	Marshy
Final Rank	6
Fastest Section Time (Section)	0:11.77 (600m)
Top Speed [km/h] (Section)	61.8 (600m)
Race State	Finished

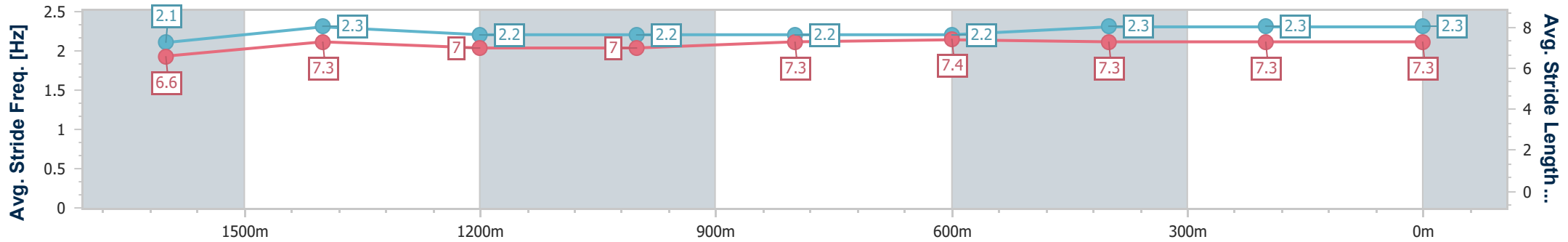
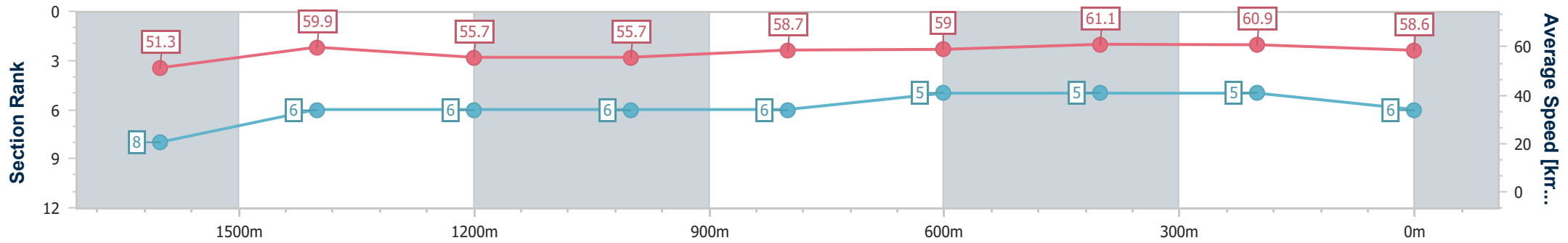


Mackay QLD Professional  
 Race 5: BOOK FOR AMATEUR CUP SATURDAY 11TH MAY  
 BENCHMARK 60 Handicap - 1800m  
 26 April 2024 - 15:13



Track Rating: Good 4, Weather: Fine, Rail Position: True

Section	Overall	1600m	1400m	1200m	1000m	800m	600m	400m	200m
Section Times	1:52.71 [6] (0:14.08)	1:38.63 [8] (0:12.09)	1:26.54 [6] (0:13.04)	1:13.50 [6] (0:12.95)	1:00.55 [6] (0:12.33)	0:48.22 [6] (0:12.23)	0:35.99 [5] (0:11.77)	0:24.22 [5] (0:11.92)	0:12.30 [5] (0:12.30)
Average Speed [km/h]	51.3	59.9	55.7	55.7	58.7	59.0	61.1	60.9	58.6
Top Speed [km/h]	61.5	61.4	58.4	58.8	59.5	60.2	61.8	61.3	60.6
Avg. Dist. to Rail [m]	1.6	1.2	1.6	1.7	1.2	0.6	0.4	3.0	4.1
Avg. Stride Freq. [Hz]	2.1	2.3	2.2	2.2	2.2	2.2	2.3	2.3	2.3
Avg. Stride Length [m]	6.6	7.3	7.0	7.0	7.3	7.4	7.3	7.3	7.3



- [ ] Ranking at each section and finish
- .-.- No data available at this section
- NA No data available





Horse/Jockey Name	Torque Espagna
Final Rank	7
Fastest Section Time (Section)	0:11.84 (600m)
Top Speed [km/h] (Section)	64.5 (1600m)
Race State	Finished

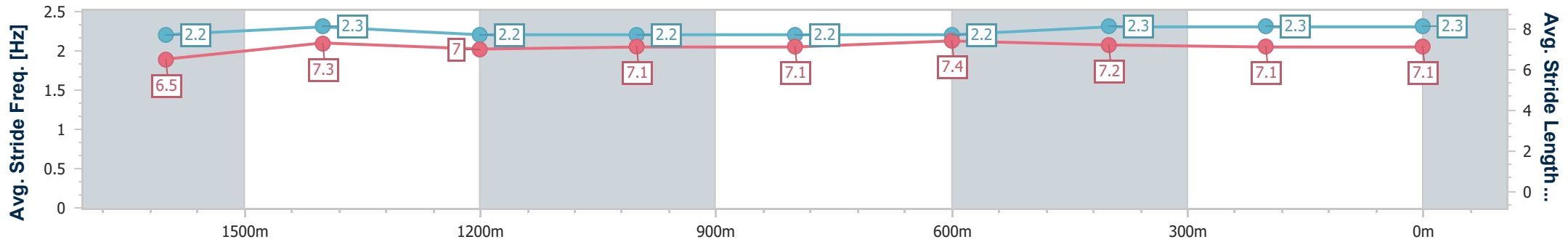
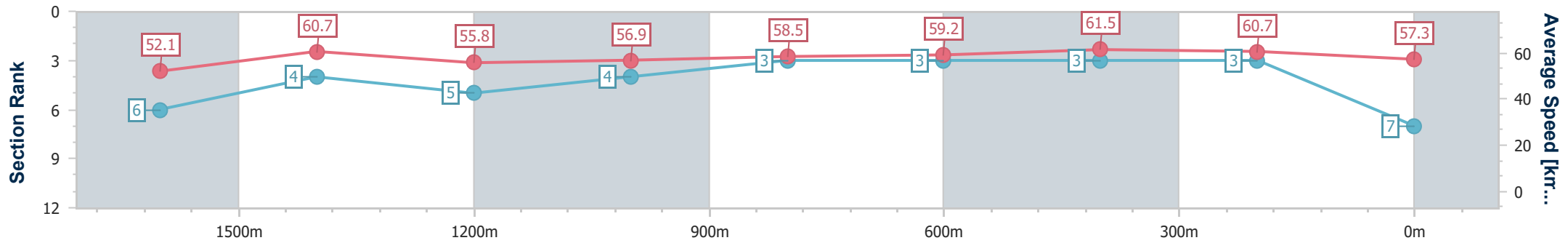


Mackay QLD Professional  
 Race 5: BOOK FOR AMATEUR CUP SATURDAY 11TH MAY  
 BENCHMARK 60 Handicap - 1800m  
 26 April 2024 - 15:13



Track Rating: Good 4, Weather: Fine, Rail Position: True

Section	Overall	1600m	1400m	1200m	1000m	800m	600m	400m	200m
Section Times	1:52.76 [7] (0:13.91)	1:38.85 [6] (0:12.06)	1:26.79 [4] (0:13.13)	1:13.66 [5] (0:12.72)	1:00.94 [4] (0:12.35)	0:48.59 [3] (0:12.26)	0:36.33 [3] (0:11.84)	0:24.49 [3] (0:11.93)	0:12.56 [3] (0:12.56)
Average Speed [km/h]	52.1	60.7	55.8	56.9	58.5	59.2	61.5	60.7	57.3
Top Speed [km/h]	64.1	64.5	58.6	60.5	60.6	60.5	62.0	62.1	59.7
Avg. Dist. to Rail [m]	6.8	3.3	3.0	1.7	2.1	2.3	1.8	3.1	5.8
Avg. Stride Freq. [Hz]	2.2	2.3	2.2	2.2	2.2	2.2	2.3	2.3	2.3
Avg. Stride Length [m]	6.5	7.3	7.0	7.1	7.1	7.4	7.2	7.1	7.1



- [ ] Ranking at each section and finish
- .-.- No data available at this section
- NA No data available



Horse/Jockey Name	Mohahna
Final Rank	8
Fastest Section Time (Section)	0:11.70 (600m)
Top Speed [km/h] (Section)	62.2 (600m)
Race State	Finished

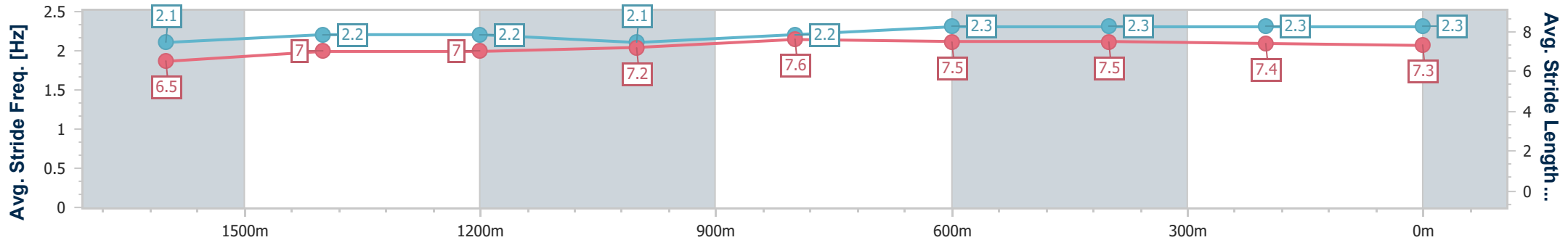
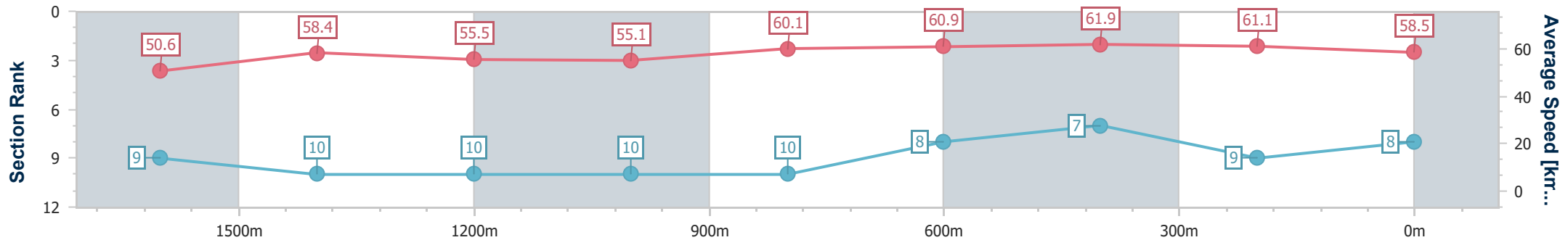


Mackay QLD Professional  
 Race 5: BOOK FOR AMATEUR CUP SATURDAY 11TH MAY  
 BENCHMARK 60 Handicap - 1800m  
 26 April 2024 - 15:13



Track Rating: Good 4, Weather: Fine, Rail Position: True

Section	Overall	1600m	1400m	1200m	1000m	800m	600m	400m	200m
Section Times	1:52.82 [8] (0:14.26)	1:38.56 [9] (0:12.46)	1:26.10 [10] (0:13.18)	1:12.92 [10] (0:13.13)	0:59.79 [10] (0:12.03)	0:47.76 [10] (0:11.90)	0:35.86 [8] (0:11.70)	0:24.16 [7] (0:11.83)	0:12.33 [9] (0:12.33)
Average Speed [km/h]	50.6	58.4	55.5	55.1	60.1	60.9	61.9	61.1	58.5
Top Speed [km/h]	59.2	58.9	58.2	57.5	61.3	62.1	62.2	61.7	60.2
Avg. Dist. to Rail [m]	7.9	2.2	2.4	2.1	1.5	2.5	0.7	3.9	7.1
Avg. Stride Freq. [Hz]	2.1	2.2	2.2	2.1	2.2	2.3	2.3	2.3	2.3
Avg. Stride Length [m]	6.5	7.0	7.0	7.2	7.6	7.5	7.5	7.4	7.3



- [ ] Ranking at each section and finish
- .-.- No data available at this section
- NA No data available



Horse/Jockey Name	Whiskey Row
Final Rank	9
Fastest Section Time (Section)	0:11.53 (400m)
Top Speed [km/h] (Section)	64.8 (400m)
Race State	Finished

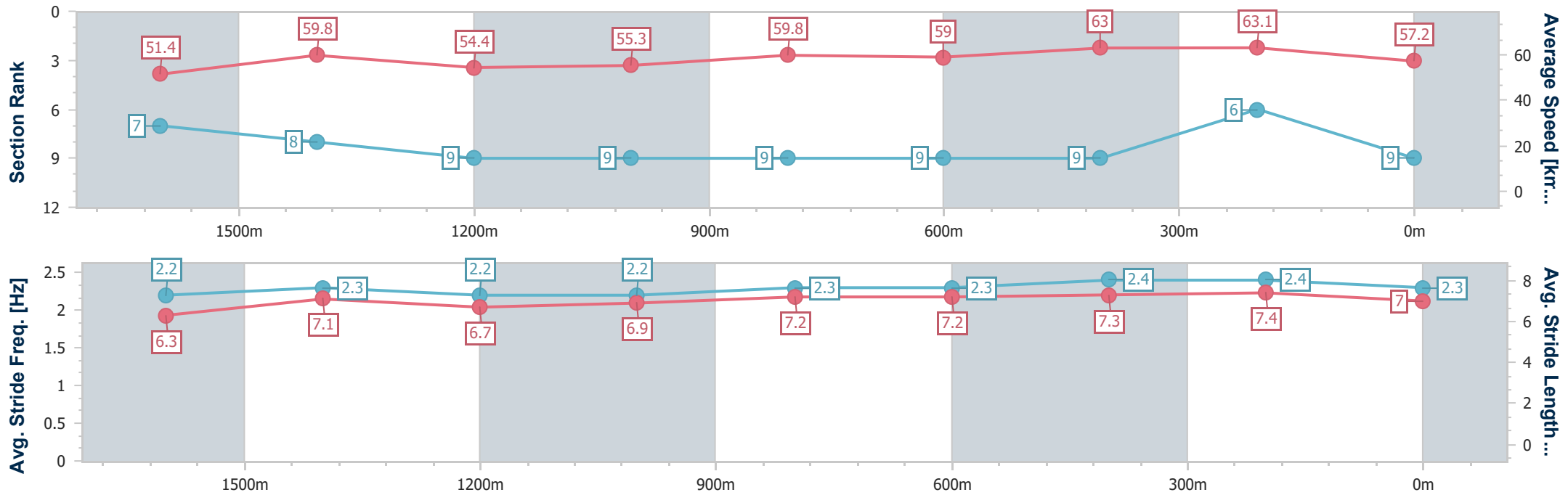


Mackay QLD Professional  
 Race 5: BOOK FOR AMATEUR CUP SATURDAY 11TH MAY  
 BENCHMARK 60 Handicap - 1800m  
 26 April 2024 - 15:13



Track Rating: Good 4, Weather: Fine, Rail Position: True

Section	Overall	1600m	1400m	1200m	1000m	800m	600m	400m	200m
Section Times	1:52.98 [9] (0:14.07)	1:38.91 [7] (0:12.31)	1:26.60 [8] (0:13.43)	1:13.17 [9] (0:13.04)	1:00.13 [9] (0:12.07)	0:48.06 [9] (0:12.29)	0:35.77 [9] (0:11.69)	0:24.08 [9] (0:11.53)	0:12.55 [6] (0:12.55)
Average Speed [km/h]	51.4	59.8	54.4	55.3	59.8	59.0	63.0	63.1	57.2
Top Speed [km/h]	59.8	61.3	56.6	58.5	62.0	61.3	64.5	64.8	60.6
Avg. Dist. to Rail [m]	8.0	3.9	2.2	1.2	1.8	1.5	3.2	4.5	7.3
Avg. Stride Freq. [Hz]	2.2	2.3	2.2	2.2	2.3	2.3	2.4	2.4	2.3
Avg. Stride Length [m]	6.3	7.1	6.7	6.9	7.2	7.2	7.3	7.4	7.0



- [ ] Ranking at each section and finish
- .-.- No data available at this section
- NA No data available



Horse/Jockey Name	Athena's Secret
Final Rank	10
Fastest Section Time (Section)	0:11.84 (600m)
Top Speed [km/h] (Section)	62.3 (Overall)
Race State	Finished



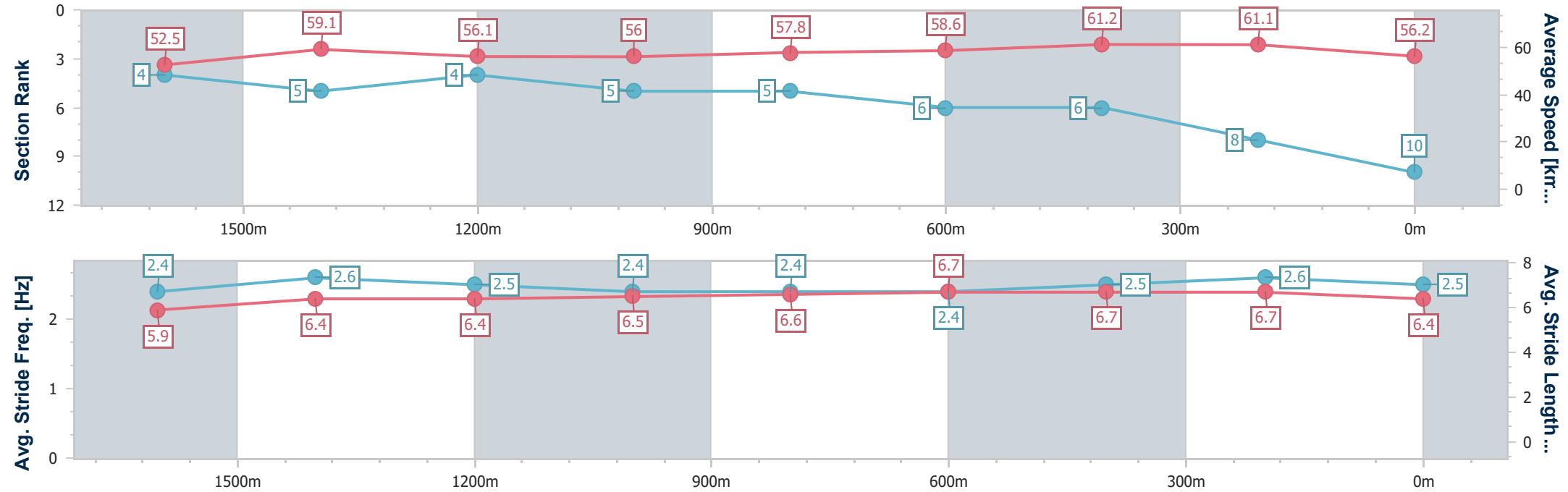
Mackay QLD Professional  
Race 5: BOOK FOR AMATEUR CUP SATURDAY 11TH MAY  
BENCHMARK 60 Handicap - 1800m



26 April 2024 - 15:13

Track Rating: Good 4, Weather: Fine, Rail Position: True

Section	Overall	1600m	1400m	1200m	1000m	800m	600m	400m	200m
Section Times	1:53.26 [10] (0:13.72)	1:39.54 [4] (0:12.25)	1:27.29 [5] (0:12.95)	1:14.34 [4] (0:12.93)	1:01.41 [5] (0:12.54)	0:48.87 [5] (0:12.35)	0:36.52 [6] (0:11.84)	0:24.68 [6] (0:11.88)	0:12.80 [8] (0:12.80)
Average Speed [km/h]	52.5	59.1	56.1	56.0	57.8	58.6	61.2	61.1	56.2
Top Speed [km/h]	62.3	61.5	57.6	59.1	59.6	60.7	61.7	61.4	60.5
Avg. Dist. to Rail [m]	1.9	1.1	1.4	1.7	2.0	1.6	1.4	3.5	4.6
Avg. Stride Freq. [Hz]	2.4	2.6	2.5	2.4	2.4	2.4	2.5	2.6	2.5
Avg. Stride Length [m]	5.9	6.4	6.4	6.5	6.6	6.7	6.7	6.7	6.4



- [ ] Ranking at each section and finish
- .-.- No data available at this section
- NA No data available