



Mackay QLD Professional

Race 1: SKY RACING BENCHMARK 70 Handicap - 1560m

26 April 2024 - 12:47



MACKAY TURF CLUB

Ooralea Racecourse

Track Rating: Good 4, Weather: Fine, Rail Position: True

Section	Overall	1400m	1200m	1000m	800m	600m	400m	Last 600m						
Field Times	1:34.97 (0:11.73)	1:23.24 (0:12.08)	1:11.16 (0:12.09)	0:59.07 (0:12.31)	0:46.76 (0:12.06)	0:34.70 (0:11.64)	0:23.06 (0:11.32)	0:34.70						
Rank	TAB	Horse/Jockey	Barrier	Top Speed [km/h]	Fastest Section				Distance Travelled [m]					
1	1	CLASS OF ROYALTY Chris Whiteley	3	65.9 400m	0:11.23 400m	1:34.97 [1] (0:12.01)	1:22.96 [4] (0:12.19)	1:10.77 [4] (0:12.09)	0:58.68 [4] (0:12.17)	0:46.51 [4] (0:11.90)	0:34.61 [3] (0:11.77)	0:22.84 [4] (0:11.23)	0:34.61	
2	3	AIDENABET Jackson Murphy	1	65.0 400m	0:11.29 400m	1:35.03 [2] (0:11.98)	1:23.05 [3] (0:12.12)	1:10.93 [3] (0:12.13)	0:58.80 [3] (0:12.14)	0:46.66 [3] (0:11.96)	0:34.70 [2] (0:11.62)	0:23.08 [2] (0:11.29)	0:34.70	-7
3	5	LIFETIME QUEST Georgina Cartwright	6	64.9 400m	0:11.32 400m	1:35.40 [3] (0:11.73)	1:23.67 [1] (0:12.08)	1:11.59 [1] (0:12.09)	0:59.50 [1] (0:12.31)	0:47.19 [1] (0:12.06)	0:35.13 [1] (0:11.64)	0:23.49 [1] (0:11.32)	0:35.13	-7
4	2	MEDAL Adrian Layt	7	63.8 400m	0:11.49 400m	1:35.63 [4] (0:11.83)	1:23.80 [2] (0:12.23)	1:11.57 [2] (0:12.10)	0:59.47 [2] (0:12.16)	0:47.31 [2] (0:12.08)	0:35.23 [4] (0:11.73)	0:23.50 [5] (0:11.49)	0:35.23	-7
5	7	MISHANI PATRIOT Tasha Chambers	2	64.4 400m	0:11.43 400m	1:35.68 [5] (0:12.30)	1:23.38 [5] (0:12.28)	1:11.10 [6] (0:12.02)	0:59.08 [5] (0:12.16)	0:46.92 [5] (0:11.83)	0:35.09 [5] (0:11.85)	0:23.24 [6] (0:11.43)	0:35.09	-5
6	6	DENSITY Chelsea Jovic	5	64.1 600m	0:11.51 600m	1:37.79 [6] (0:12.41)	1:25.38 [6] (0:12.04)	1:13.34 [5] (0:12.26)	1:01.08 [6] (0:12.14)	0:48.94 [6] (0:11.74)	0:37.20 [6] (0:11.51)	0:25.69 [3] (0:11.91)	0:37.20	-1

Scratched: Brazen Breccia (#4)



Mackay QLD Professional

Race 1: SKY RACING BENCHMARK 70 Handicap - 1560m

26 April 2024 - 12:47



MACKAY TURF CLUB

Ooralea Racecourse

Track Rating: Good 4, Weather: Fine, Rail Position: True

Section							200m			Last 600m
Field Times							0:11.74			0:34.70
Rank	TAB	Horse/Jockey	Barrier	Top Speed [km/h]	Fastest Section	Margin				Distance Travelled [m]
1	1	CLASS OF ROYALTY	3	65.9	0:11.23	0:11.61 [3]	1:34.97			0:34.61
		Chris Whiteley		400m	400m	(0:11.61)				
2	3	AIDENABET	1	65.0	0:11.29	0:11.79 [2]	0.06L			0:34.70 -7
		Jackson Murphy		400m	400m	(0:11.79)				
3	5	LIFETIME QUEST	6	64.9	0:11.32	0:12.17 [1]	0.37L			0:35.13 -7
		Georgina Cartwright		400m	400m	(0:12.17)				
4	2	MEDAL	7	63.8	0:11.49	0:12.01 [4]	0.23L			0:35.23 -7
		Adrian Layt		400m	400m	(0:12.01)				
5	7	MISHANI PATRIOT	2	64.4	0:11.43	0:11.81 [5]	0.05L			0:35.09 -5
		Tasha Chambers		400m	400m	(0:11.81)				
6	6	DENSITY	5	64.1	0:11.51	0:13.78 [6]	2.11L			0:37.20 -1
		Chelsea Jokic		600m	600m	(0:13.78)				

Scratched: Brazen Breccia (#4)



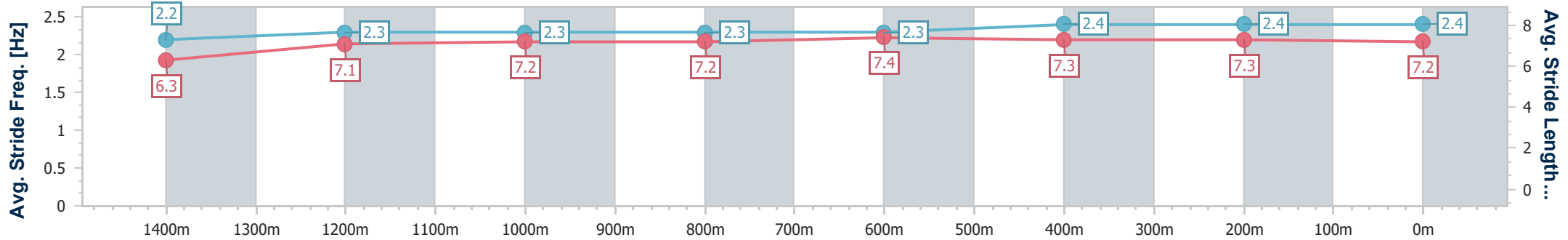
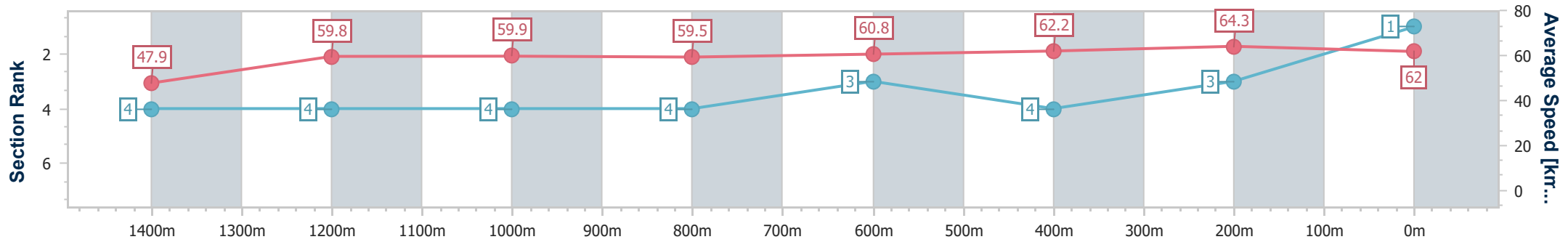
Horse/Jockey Name	Class Of Royalty
Final Rank	1
Fastest Section Time (Section)	0:11.23 (400m)
Top Speed [km/h] (Section)	65.9 (400m)
Race State	Finished



Mackay QLD Professional
 Race 1: SKY RACING BENCHMARK 70 Handicap - 1560m
 26 April 2024 - 12:47
 Track Rating: Good 4, Weather: Fine, Rail Position: True



Section	Overall	1400m	1200m	1000m	800m	600m	400m	200m
Section Times	1:34.97 [1] (0:12.01)	1:22.96 [4] (0:12.19)	1:10.77 [4] (0:12.09)	0:58.68 [4] (0:12.17)	0:46.51 [4] (0:11.90)	0:34.61 [3] (0:11.77)	0:22.84 [4] (0:11.23)	0:11.61 [3]
Average Speed [km/h]	47.9	59.8	59.9	59.5	60.8	62.2	64.3	62.0
Top Speed [km/h]	58.2	61.1	60.5	61.0	61.9	63.3	65.9	64.1
Avg. Dist. to Rail [m]	4.3	2.6	2.7	2.1	1.8	1.8	2.9	2.9
Avg. Stride Freq. [Hz]	2.2	2.3	2.3	2.3	2.3	2.4	2.4	2.4
Avg. Stride Length [m]	6.3	7.1	7.2	7.2	7.4	7.3	7.3	7.2



- [] Ranking at each section and finish
- .-.- No data available at this section
- NA No data available



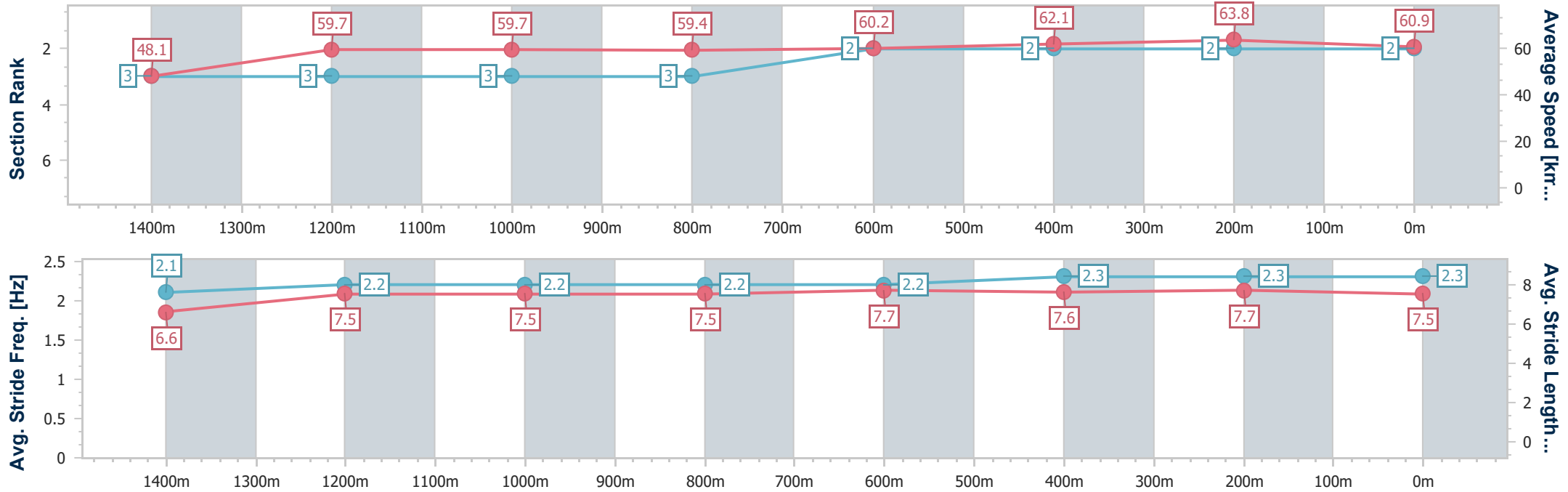
Horse/Jockey Name	Aidenabet
Final Rank	2
Fastest Section Time (Section)	0:11.29 (400m)
Top Speed [km/h] (Section)	65.0 (400m)
Race State	Finished



Mackay QLD Professional
 Race 1: SKY RACING BENCHMARK 70 Handicap - 1560m
 26 April 2024 - 12:47
 Track Rating: Good 4, Weather: Fine, Rail Position: True



Section	Overall	1400m	1200m	1000m	800m	600m	400m	200m
Section Times	1:35.03 [2] (0:11.98)	1:23.05 [3] (0:12.12)	1:10.93 [3] (0:12.13)	0:58.80 [3] (0:12.14)	0:46.66 [3] (0:11.96)	0:34.70 [2] (0:11.62)	0:23.08 [2] (0:11.29)	0:11.79 [2] (0:11.79)
Average Speed [km/h]	48.1	59.7	59.7	59.4	60.2	62.1	63.8	60.9
Top Speed [km/h]	59.8	61.1	60.3	61.2	61.3	64.2	65.0	63.3
Avg. Dist. to Rail [m]	2.6	1.5	2.0	1.4	0.4	0.4	0.5	1.1
Avg. Stride Freq. [Hz]	2.1	2.2	2.2	2.2	2.2	2.3	2.3	2.3
Avg. Stride Length [m]	6.6	7.5	7.5	7.5	7.7	7.6	7.7	7.5



- [] Ranking at each section and finish
- .-.- No data available at this section
- NA No data available



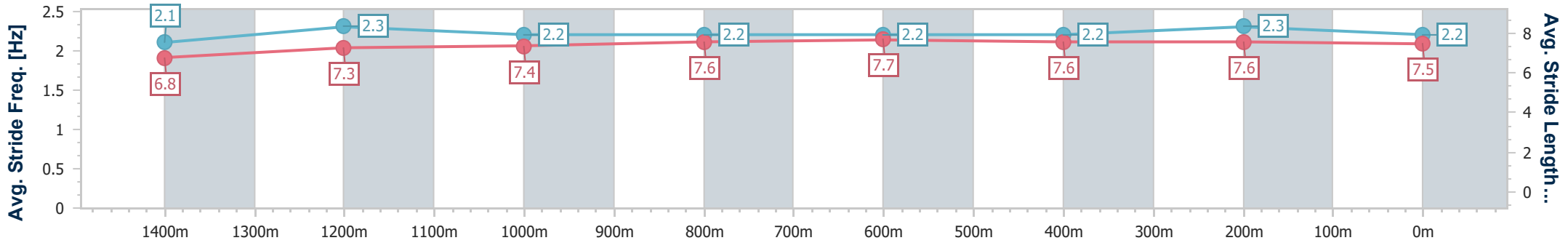
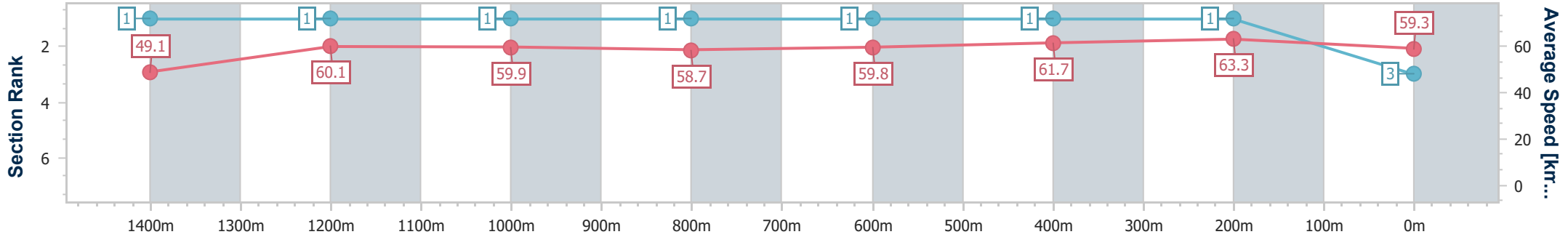
Horse/Jockey Name	Lifetime Quest
Final Rank	3
Fastest Section Time (Section)	0:11.32 (400m)
Top Speed [km/h] (Section)	64.9 (400m)
Race State	Finished



Mackay QLD Professional
 Race 1: SKY RACING BENCHMARK 70 Handicap - 1560m
 26 April 2024 - 12:47
 Track Rating: Good 4, Weather: Fine, Rail Position: True



Section	Overall	1400m	1200m	1000m	800m	600m	400m	200m
Section Times	1:35.40 [3] (0:11.73)	1:23.67 [1] (0:12.08)	1:11.59 [1] (0:12.09)	0:59.50 [1] (0:12.31)	0:47.19 [1] (0:12.06)	0:35.13 [1] (0:11.64)	0:23.49 [1] (0:11.32)	0:12.17 [1] (0:12.17)
Average Speed [km/h]	49.1	60.1	59.9	58.7	59.8	61.7	63.3	59.3
Top Speed [km/h]	60.4	62.1	60.6	60.0	60.6	63.1	64.9	62.2
Avg. Dist. to Rail [m]	6.3	1.8	1.9	1.7	1.0	0.6	0.4	0.6
Avg. Stride Freq. [Hz]	2.1	2.3	2.2	2.2	2.2	2.2	2.3	2.2
Avg. Stride Length [m]	6.8	7.3	7.4	7.6	7.7	7.6	7.6	7.5



- [] Ranking at each section and finish
- .-.- No data available at this section
- NA No data available



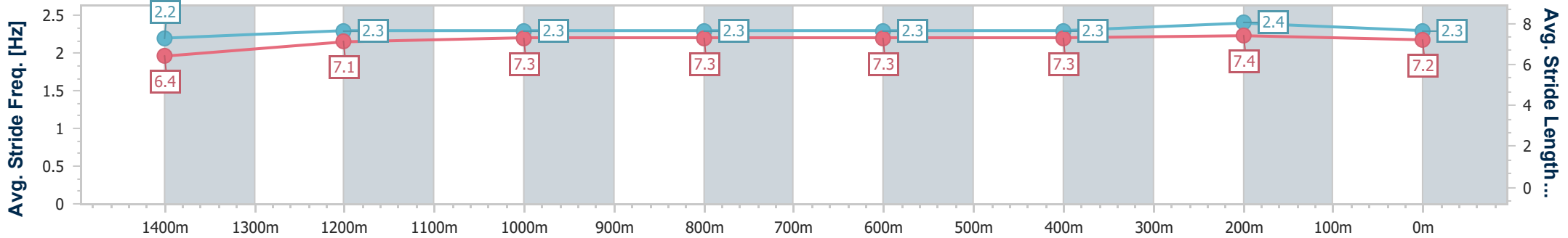
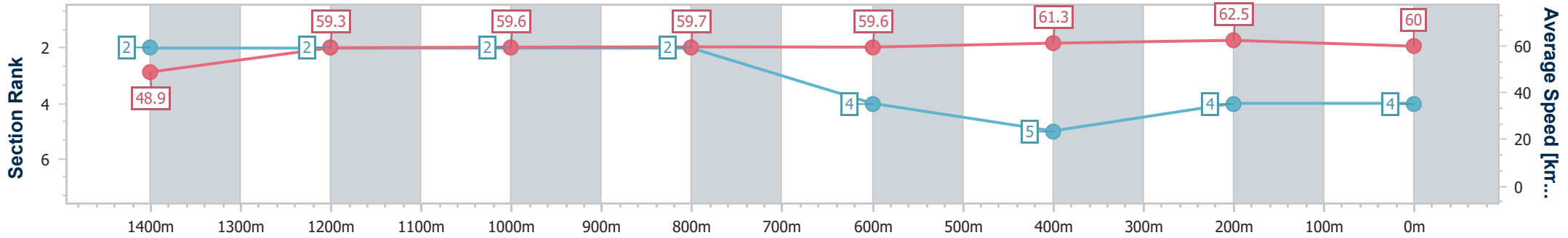
Horse/Jockey Name	Medal
Final Rank	4
Fastest Section Time (Section)	0:11.49 (400m)
Top Speed [km/h] (Section)	63.8 (400m)
Race State	Finished



Mackay QLD Professional
 Race 1: SKY RACING BENCHMARK 70 Handicap - 1560m
 26 April 2024 - 12:47
 Track Rating: Good 4, Weather: Fine, Rail Position: True



Section	Overall	1400m	1200m	1000m	800m	600m	400m	200m
Section Times	1:35.63 [4] (0:11.83)	1:23.80 [2] (0:12.23)	1:11.57 [2] (0:12.10)	0:59.47 [2] (0:12.16)	0:47.31 [2] (0:12.08)	0:35.23 [4] (0:11.73)	0:23.50 [5] (0:11.49)	0:12.01 [4] (0:12.01)
Average Speed [km/h]	48.9	59.3	59.6	59.7	59.6	61.3	62.5	60.0
Top Speed [km/h]	60.2	60.7	60.8	60.7	60.7	63.0	63.8	62.2
Avg. Dist. to Rail [m]	7.7	2.2	0.8	1.7	1.1	0.6	1.8	2.3
Avg. Stride Freq. [Hz]	2.2	2.3	2.3	2.3	2.3	2.3	2.4	2.3
Avg. Stride Length [m]	6.4	7.1	7.3	7.3	7.3	7.3	7.4	7.2



- [] Ranking at each section and finish
- .-.- No data available at this section
- NA No data available



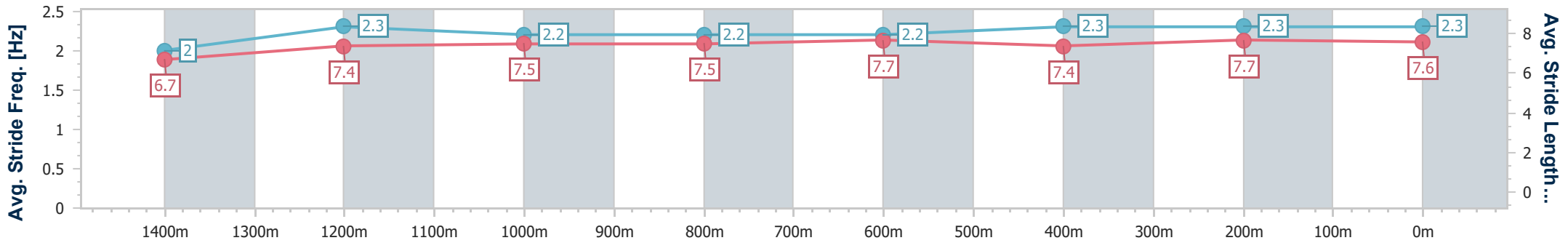
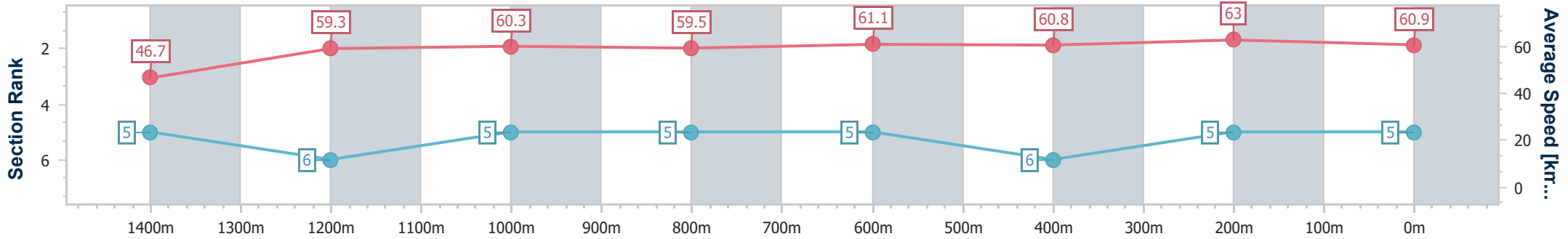
Horse/Jockey Name	Mishani Patriot
Final Rank	5
Fastest Section Time (Section)	0:11.43 (400m)
Top Speed [km/h] (Section)	64.4 (400m)
Race State	Finished



Mackay QLD Professional
 Race 1: SKY RACING BENCHMARK 70 Handicap - 1560m
 26 April 2024 - 12:47
 Track Rating: Good 4, Weather: Fine, Rail Position: True



Section	Overall	1400m	1200m	1000m	800m	600m	400m	200m
Section Times	1:35.68 [5] (0:12.30)	1:23.38 [5] (0:12.28)	1:11.10 [6] (0:12.02)	0:59.08 [5] (0:12.16)	0:46.92 [5] (0:11.83)	0:35.09 [5] (0:11.85)	0:23.24 [6] (0:11.43)	0:11.81 [5] (0:11.81)
Average Speed [km/h]	46.7	59.3	60.3	59.5	61.1	60.8	63.0	60.9
Top Speed [km/h]	57.8	60.7	61.0	61.8	62.0	61.9	64.4	63.2
Avg. Dist. to Rail [m]	4.5	2.3	2.6	2.0	1.1	0.4	2.2	4.5
Avg. Stride Freq. [Hz]	2.0	2.3	2.2	2.2	2.2	2.3	2.3	2.3
Avg. Stride Length [m]	6.7	7.4	7.5	7.5	7.7	7.4	7.7	7.6



- [] Ranking at each section and finish
- .-.- No data available at this section
- NA No data available



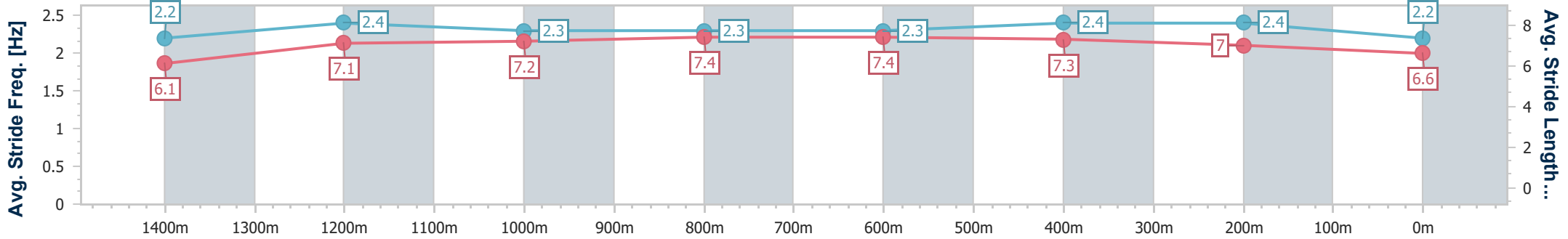
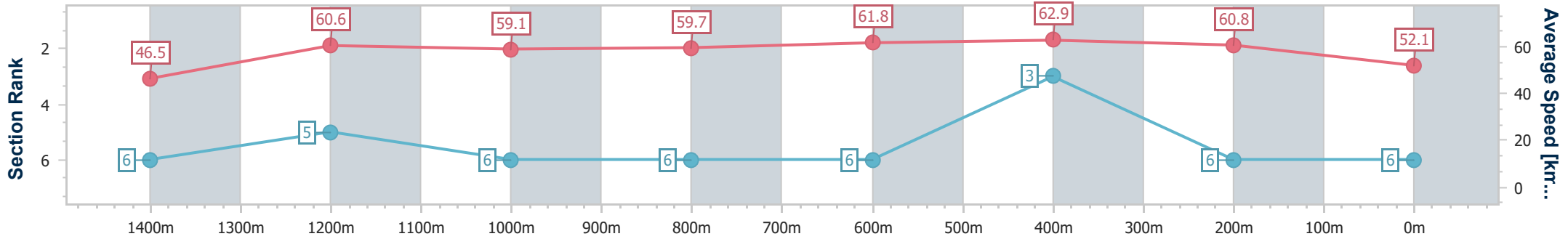
Horse/Jockey Name	Density
Final Rank	6
Fastest Section Time (Section)	0:11.51 (600m)
Top Speed [km/h] (Section)	64.1 (600m)
Race State	Finished



Mackay QLD Professional
 Race 1: SKY RACING BENCHMARK 70 Handicap - 1560m
 26 April 2024 - 12:47
 Track Rating: Good 4, Weather: Fine, Rail Position: True



Section	Overall	1400m	1200m	1000m	800m	600m	400m	200m
Section Times	1:37.79 [6] (0:12.41)	1:25.38 [6] (0:12.04)	1:13.34 [5] (0:12.26)	1:01.08 [6] (0:12.14)	0:48.94 [6] (0:11.74)	0:37.20 [6] (0:11.51)	0:25.69 [3] (0:11.91)	0:13.78 [6] (0:13.78)
Average Speed [km/h]	46.5	60.6	59.1	59.7	61.8	62.9	60.8	52.1
Top Speed [km/h]	58.8	62.2	60.6	61.8	63.2	64.1	62.3	60.5
Avg. Dist. to Rail [m]	6.2	2.9	3.3	2.7	1.9	0.8	3.4	5.2
Avg. Stride Freq. [Hz]	2.2	2.4	2.3	2.3	2.3	2.4	2.4	2.2
Avg. Stride Length [m]	6.1	7.1	7.2	7.4	7.4	7.3	7.0	6.6



- [] Ranking at each section and finish
- .-.-.- No data available at this section
- NA No data available