

Ipswich QLD Professional

Race 8: IMPERIAL RACING Class 1 Plate - 1350m

24 April 2024 - 16:03

Track Rating: Heavy 9, Weather: Fine, Rail Position: +6m

Section											Last 600m		
Field Times											0:37.09		
					Overall	1200m	1000m	800m	600m	400m			
					1:23.93 (0:10.95)	1:12.98 (0:11.97)	1:01.01 (0:11.75)	0:49.26 (0:12.17)	0:37.09 (0:12.20)	0:24.89 (0:12.22)			
Rank	TAB	Horse/Jockey	Barrier	Top Speed [km/h]	Fastest Section							Distance Travelled [m]	
1	7	EXCEED SPEED Damien Thornton	1	61.3 600m	0:11.10 Overall	1:23.93 [1] (0:11.10)	1:12.83 [3] (0:12.09)	1:00.74 [4] (0:11.99)	0:48.75 [4] (0:12.02)	0:36.73 [3] (0:12.10)	0:24.63 [3] (0:11.96)	0:36.73	
2	9	SOUTH SEA Boris Thornton	14	62.3 1200m	0:10.97 Overall	1:24.04 [2] (0:10.97)	1:13.07 [2] (0:12.01)	1:01.06 [3] (0:12.10)	0:48.96 [3] (0:12.14)	0:36.82 [4] (0:12.26)	0:24.56 [4] (0:12.10)	0:36.82	+5
3	8	MILITARY AWARD Ryan Maloney	4	62.3 1200m	0:11.23 Overall	1:24.15 [3] (0:11.23)	1:12.92 [4] (0:11.98)	1:00.94 [5] (0:12.18)	0:48.76 [5] (0:12.13)	0:36.63 [5] (0:12.33)	0:24.30 [6] (0:12.00)	0:36.63	+6
4	1	AROUND THE BUOY Tahlia Fenlon	10	61.6 400m	0:11.78 400m	1:24.24 [4] (0:11.94)	1:12.30 [10] (0:12.00)	1:00.30 [10] (0:12.41)	0:47.89 [10] (0:11.89)	0:36.00 [10] (0:12.15)	0:23.85 [10] (0:11.78)	0:36.00	+3
5	2	BRASCO James Orman	5	62.7 800m	0:11.49 Overall	1:24.37 [5] (0:11.49)	1:12.88 [8] (0:12.10)	1:00.78 [8] (0:12.24)	0:48.54 [8] (0:11.88)	0:36.66 [8] (0:12.19)	0:24.47 [7] (0:12.10)	0:36.66	+3
6	10	EASTERLY Vlad Duric	2	61.8 400m	0:11.32 Overall	1:24.39 [6] (0:11.32)	1:13.07 [5] (0:12.15)	1:00.92 [7] (0:12.06)	0:48.86 [6] (0:12.08)	0:36.78 [6] (0:12.19)	0:24.59 [5] (0:11.96)	0:36.78	+3
7	12	LIQUEUR GOLD Martin Harley	8	62.8 Overall	0:10.95 Overall	1:24.43 [7] (0:10.95)	1:13.48 [1] (0:11.97)	1:01.51 [1] (0:11.81)	0:49.70 [2] (0:12.11)	0:37.59 [1] (0:12.20)	0:25.39 [1] (0:12.35)	0:37.59	-2
8	15	CLAUDIUS Justin Huxtable	7	61.2 400m	0:11.69 Overall	1:24.55 [8] (0:11.69)	1:12.86 [9] (0:11.99)	1:00.87 [9] (0:12.18)	0:48.69 [9] (0:11.97)	0:36.72 [9] (0:12.33)	0:24.39 [9] (0:12.10)	0:36.72	+9
9	14	BLACK OPIUM Andrew Mallyon	9	62.9 1200m	0:11.43 Overall	1:24.73 [9] (0:11.43)	1:13.30 [6] (0:12.02)	1:01.28 [6] (0:12.17)	0:49.11 [7] (0:12.02)	0:37.09 [7] (0:12.38)	0:24.71 [8] (0:12.15)	0:37.09	+8
10	5	ASGOODASYOUGETT Mark Du Plessis	11	64.4 1200m	0:11.46 Overall	1:26.39 [10] (0:11.46)	1:14.93 [7] (0:11.47)	1:03.46 [2] (0:11.74)	0:51.72 [1] (0:12.24)	0:39.48 [2] (0:12.39)	0:27.09 [2] (0:12.72)	0:39.48	+4

Scratched: Russian Sub (#3), Torovista (#4), Booming Lad (#6), Li'l Wonder (#11), Aitutaki (#13)



Ipswich QLD Professional
 Race 8: IMPERIAL RACING Class 1 Plate - 1350m
 24 April 2024 - 16:03



Track Rating: Heavy 9, Weather: Fine, Rail Position: +6m

Section				200m				Last 600m	
Field Times				0:12.67 (0:12.67)				0:37.09	
Rank	TAB	Horse/Jockey	Barrier	Top Speed [km/h]	Fastest Section	Margin			Distance Travelled [m]
1	7	EXCEED SPEED Damien Thornton	1	61.3 600m	0:11.10 Overall	0:12.67 [1] (0:12.67)	1:23.93		0:36.73
2	9	SOUTH SEA Boris Thornton	14	62.3 1200m	0:10.97 Overall	0:12.46 [3] (0:12.46)	0.65L		0:36.82 +5
3	8	MILITARY AWARD Ryan Maloney	4	62.3 1200m	0:11.23 Overall	0:12.30 [5] (0:12.30)	1.27L		0:36.63 +6
4	1	AROUND THE BUOY Tahlia Fenlon	10	61.6 400m	0:11.78 400m	0:12.07 [8] (0:12.07)	1.82L		0:36.00 +3
5	2	BRASCO James Orman	5	62.7 800m	0:11.49 Overall	0:12.37 [6] (0:12.37)	2.57L		0:36.66 +3
6	10	EASTERLY Vlad Duric	2	61.8 400m	0:11.32 Overall	0:12.63 [4] (0:12.63)	2.72L		0:36.78 +3
7	12	LIQUEUR GOLD Martin Harley	8	62.8 Overall	0:10.95 Overall	0:13.04 [2] (0:13.04)	2.92L		0:37.59 -2
8	15	CLAUDIUS Justin Huxtable	7	61.2 400m	0:11.69 Overall	0:12.29 [10] (0:12.29)	3.64L		0:36.72 +9
9	14	BLACK OPIUM Andrew Mallyon	9	62.9 1200m	0:11.43 Overall	0:12.56 [9] (0:12.56)	4.7L		0:37.09 +8
10	5	ASGOODASYOUGETT Mark Du Plessis	11	64.4 1200m	0:11.46 Overall	0:14.37 [7] (0:14.37)	14.47L		0:39.48 +4

Scratched: Russian Sub (#3), Torovista (#4), Booming Lad (#6), Li'l Wonder (#11), Aitutaki (#13)

[] Ranking at each section and finish
 -:-:- No data available at this section
 NA No data available

SCN Saddle cloth number
 DNF Did not finish
 DNT Did not track



Horse/Jockey Name	Exceed Speed
Final Rank	1
Fastest Section Time (Section)	0:11.10 (Overall)
Top Speed [km/h] (Section)	61.3 (600m)
Race State	Finished



Ipswich QLD Professional

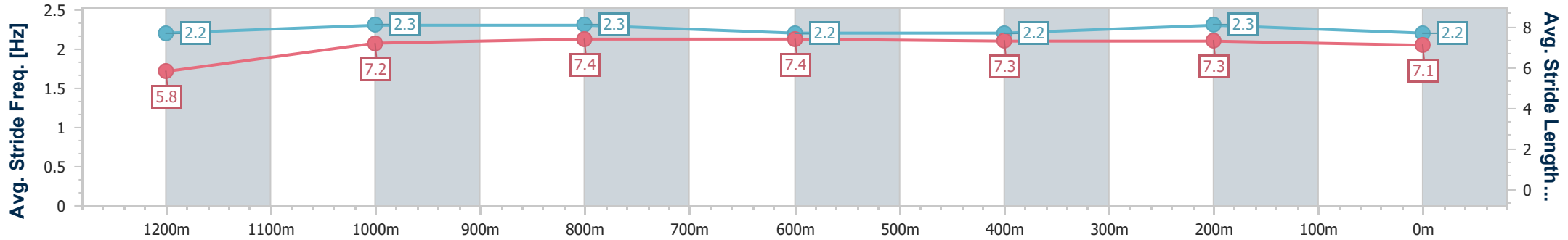
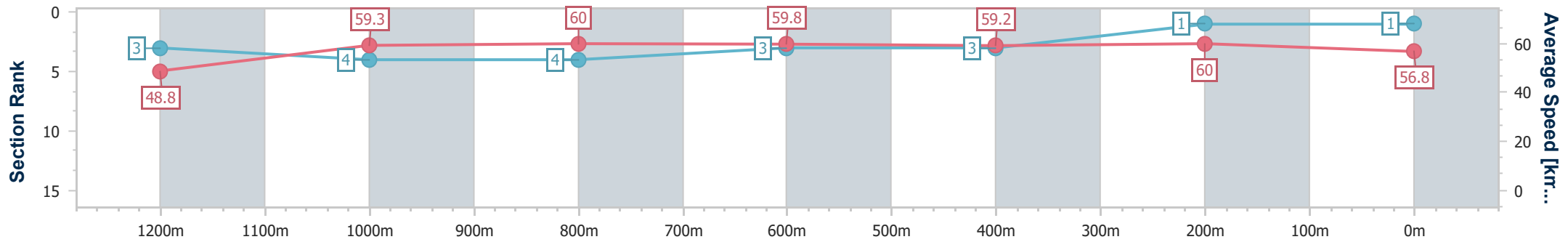
Race 8: IMPERIAL RACING Class 1 Plate - 1350m

24 April 2024 - 16:03



Track Rating: Heavy 9, Weather: Fine, Rail Position: +6m

Section	Overall	1200m	1000m	800m	600m	400m	200m
Section Times	1:23.93 [1] (0:11.10)	1:12.83 [3] (0:12.09)	1:00.74 [4] (0:11.99)	0:48.75 [4] (0:12.02)	0:36.73 [3] (0:12.10)	0:24.63 [3] (0:11.96)	0:12.67 [1] (0:12.67)
Average Speed [km/h]	48.8	59.3	60.0	59.8	59.2	60.0	56.8
Top Speed [km/h]	60.5	60.7	61.3	61.3	61.3	61.3	60.0
Avg. Dist. to Rail [m]	1.1	0.3	0.6	1.1	1.4	0.5	0.7
Avg. Stride Freq. [Hz]	2.2	2.3	2.3	2.2	2.2	2.3	2.2
Avg. Stride Length [m]	5.8	7.2	7.4	7.4	7.3	7.3	7.1



- [] Ranking at each section and finish
- .-.- No data available at this section
- NA No data available



Horse/Jockey Name	South Sea
Final Rank	2
Fastest Section Time (Section)	0:10.97 (Overall)
Top Speed [km/h] (Section)	62.3 (1200m)
Race State	Finished



Ipswich QLD Professional

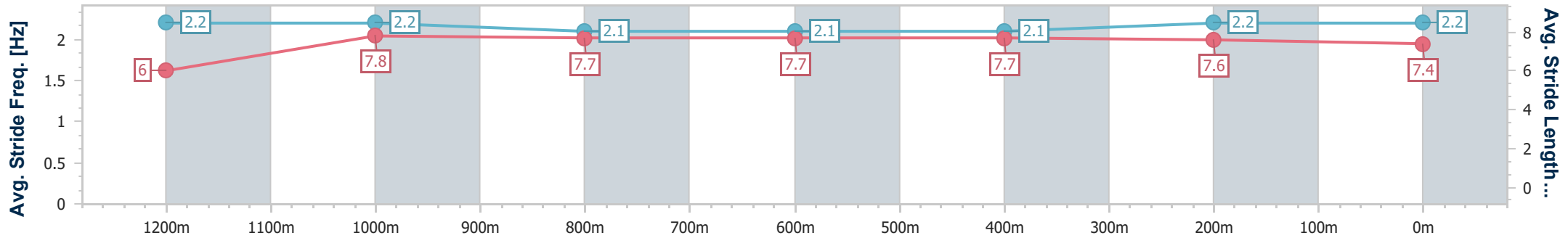
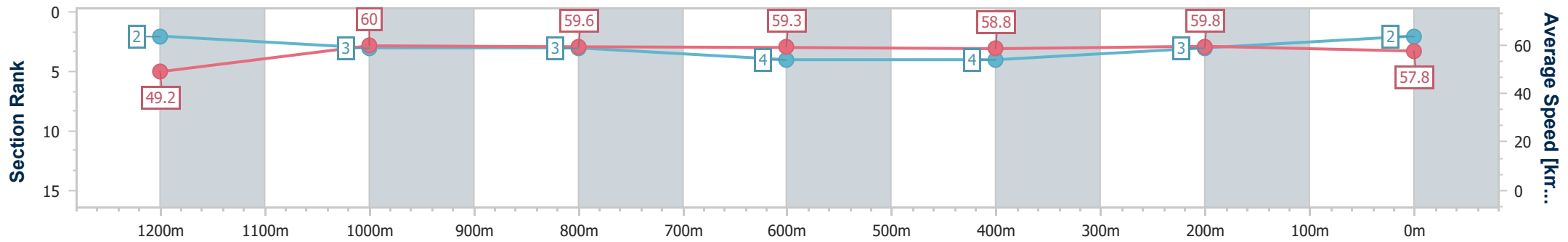
Race 8: IMPERIAL RACING Class 1 Plate - 1350m

24 April 2024 - 16:03



Track Rating: Heavy 9, Weather: Fine, Rail Position: +6m

Section	Overall	1200m	1000m	800m	600m	400m	200m
Section Times	1:24.04 [2] (0:10.97)	1:13.07 [2] (0:12.01)	1:01.06 [3] (0:12.10)	0:48.96 [3] (0:12.14)	0:36.82 [4] (0:12.26)	0:24.56 [4] (0:12.10)	0:12.46 [3] (0:12.46)
Average Speed [km/h]	49.2	60.0	59.6	59.3	58.8	59.8	57.8
Top Speed [km/h]	62.2	62.3	60.8	60.5	60.6	61.1	59.4
Avg. Dist. to Rail [m]	7.2	2.1	0.7	0.2	0.4	1.8	2.1
Avg. Stride Freq. [Hz]	2.2	2.2	2.1	2.1	2.1	2.2	2.2
Avg. Stride Length [m]	6.0	7.8	7.7	7.7	7.7	7.6	7.4



- [] Ranking at each section and finish
- .-.- No data available at this section
- NA No data available



Horse/Jockey Name	Military Award
Final Rank	3
Fastest Section Time (Section)	0:11.23 (Overall)
Top Speed [km/h] (Section)	62.3 (1200m)
Race State	Finished



Ipswich QLD Professional

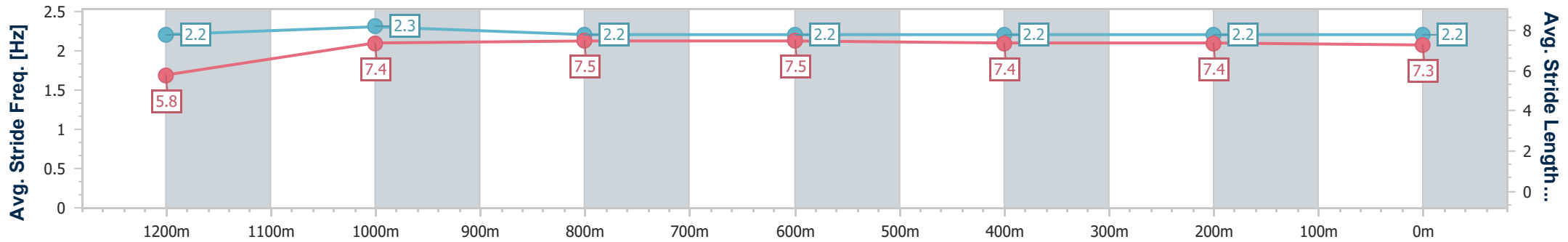
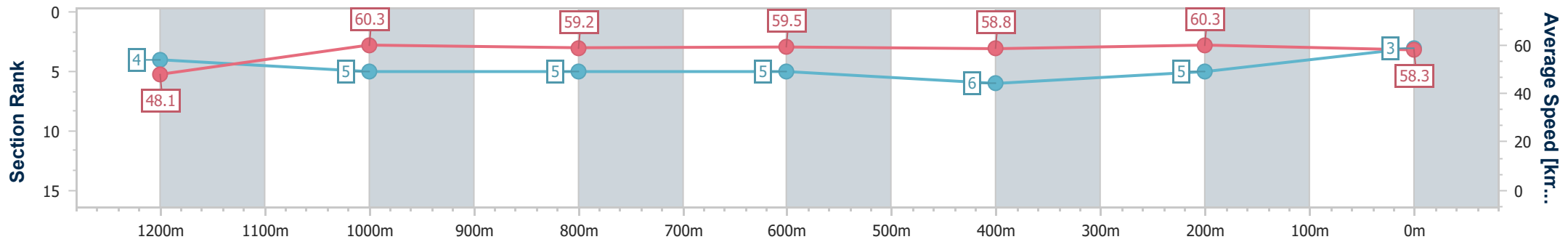
Race 8: IMPERIAL RACING Class 1 Plate - 1350m

24 April 2024 - 16:03



Track Rating: Heavy 9, Weather: Fine, Rail Position: +6m

Section	Overall	1200m	1000m	800m	600m	400m	200m
Section Times	1:24.15 [3] (0:11.23)	1:12.92 [4] (0:11.98)	1:00.94 [5] (0:12.18)	0:48.76 [5] (0:12.13)	0:36.63 [5] (0:12.33)	0:24.30 [6] (0:12.00)	0:12.30 [5] (0:12.30)
Average Speed [km/h]	48.1	60.3	59.2	59.5	58.8	60.3	58.3
Top Speed [km/h]	59.9	62.3	60.2	61.6	59.5	61.2	60.1
Avg. Dist. to Rail [m]	2.6	1.5	1.1	0.6	0.9	1.7	3.4
Avg. Stride Freq. [Hz]	2.2	2.3	2.2	2.2	2.2	2.2	2.2
Avg. Stride Length [m]	5.8	7.4	7.5	7.5	7.4	7.4	7.3



- [] Ranking at each section and finish
- .-.- No data available at this section
- NA No data available



Horse/Jockey Name	Around The Buoy
Final Rank	4
Fastest Section Time (Section)	0:11.78 (400m)
Top Speed [km/h] (Section)	61.6 (400m)
Race State	Finished



Ipswich QLD Professional

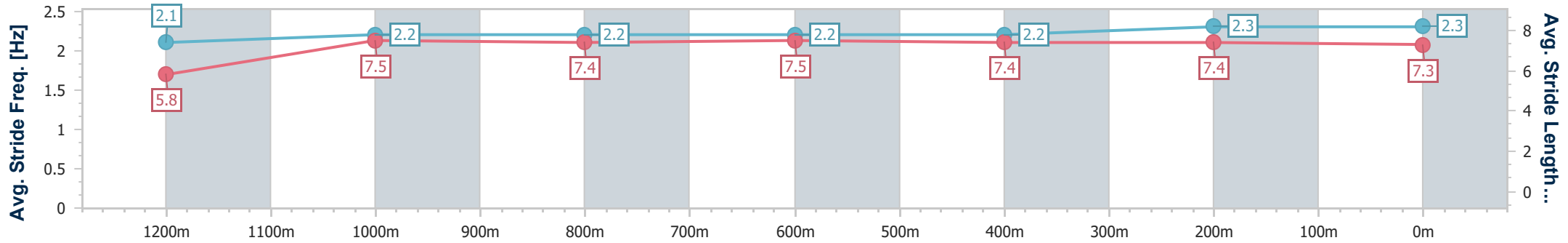
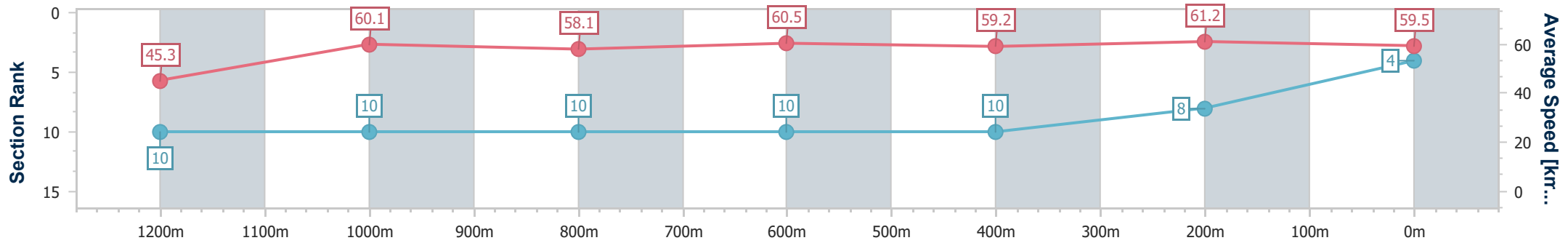
Race 8: IMPERIAL RACING Class 1 Plate - 1350m

24 April 2024 - 16:03



Track Rating: Heavy 9, Weather: Fine, Rail Position: +6m

Section	Overall	1200m	1000m	800m	600m	400m	200m
Section Times	1:24.24 [4] (0:11.94)	1:12.30 [10] (0:12.00)	1:00.30 [10] (0:12.41)	0:47.89 [10] (0:11.89)	0:36.00 [10] (0:12.15)	0:23.85 [10] (0:11.78)	0:12.07 [8] (0:12.07)
Average Speed [km/h]	45.3	60.1	58.1	60.5	59.2	61.2	59.5
Top Speed [km/h]	60.8	61.2	60.1	61.3	60.2	61.6	61.3
Avg. Dist. to Rail [m]	4.3	2.0	0.9	0.2	0.3	1.0	4.3
Avg. Stride Freq. [Hz]	2.1	2.2	2.2	2.2	2.2	2.3	2.3
Avg. Stride Length [m]	5.8	7.5	7.4	7.5	7.4	7.4	7.3



- [] Ranking at each section and finish
- .-.- No data available at this section
- NA No data available



Horse/Jockey Name	Brasco
Final Rank	5
Fastest Section Time (Section)	0:11.49 (Overall)
Top Speed [km/h] (Section)	62.7 (800m)
Race State	Finished



Ipswich QLD Professional

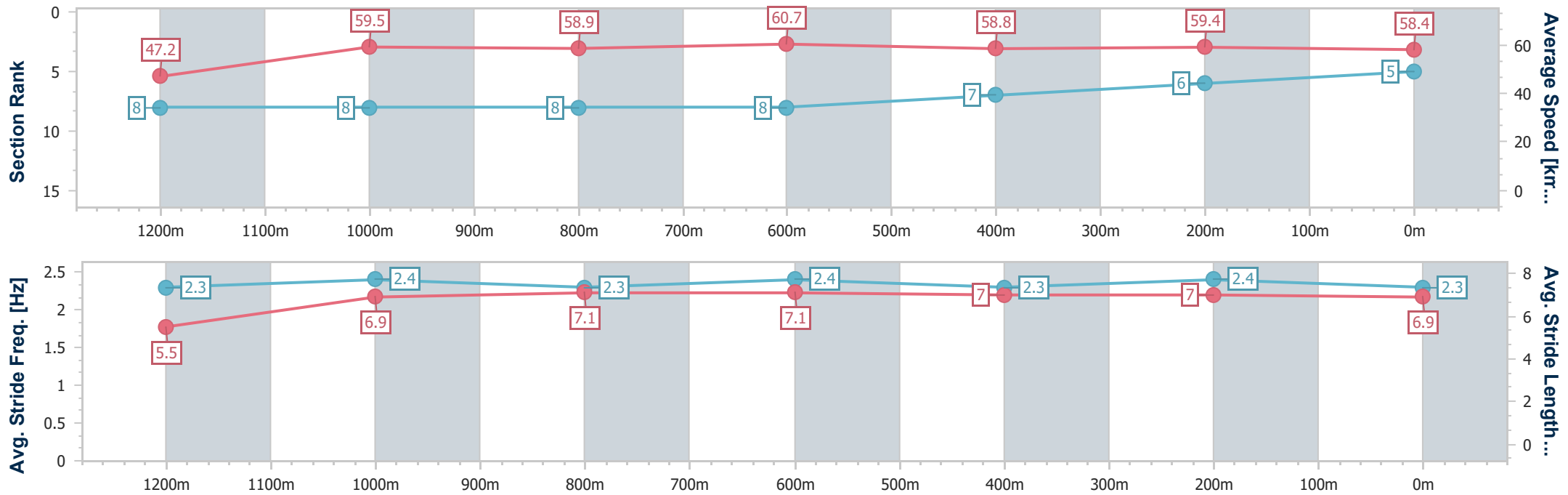
Race 8: IMPERIAL RACING Class 1 Plate - 1350m

24 April 2024 - 16:03



Track Rating: Heavy 9, Weather: Fine, Rail Position: +6m

Section	Overall	1200m	1000m	800m	600m	400m	200m
Section Times	1:24.37 [5] (0:11.49)	1:12.88 [8] (0:12.10)	1:00.78 [8] (0:12.24)	0:48.54 [8] (0:11.88)	0:36.66 [8] (0:12.19)	0:24.47 [7] (0:12.10)	0:12.37 [6] (0:12.37)
Average Speed [km/h]	47.2	59.5	58.9	60.7	58.8	59.4	58.4
Top Speed [km/h]	60.5	60.8	61.2	62.7	60.5	60.7	59.5
Avg. Dist. to Rail [m]	2.9	0.4	0.3	0.2	0.3	0.6	1.2
Avg. Stride Freq. [Hz]	2.3	2.4	2.3	2.4	2.3	2.4	2.3
Avg. Stride Length [m]	5.5	6.9	7.1	7.1	7.0	7.0	6.9



- [] Ranking at each section and finish
- .-.- No data available at this section
- NA No data available



Horse/Jockey Name	Easterly
Final Rank	6
Fastest Section Time (Section)	0:11.32 (Overall)
Top Speed [km/h] (Section)	61.8 (400m)
Race State	Finished



Ipswich QLD Professional

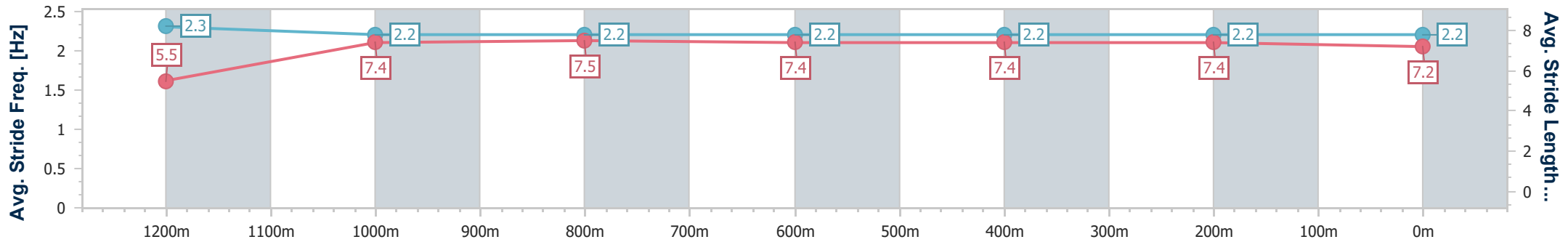
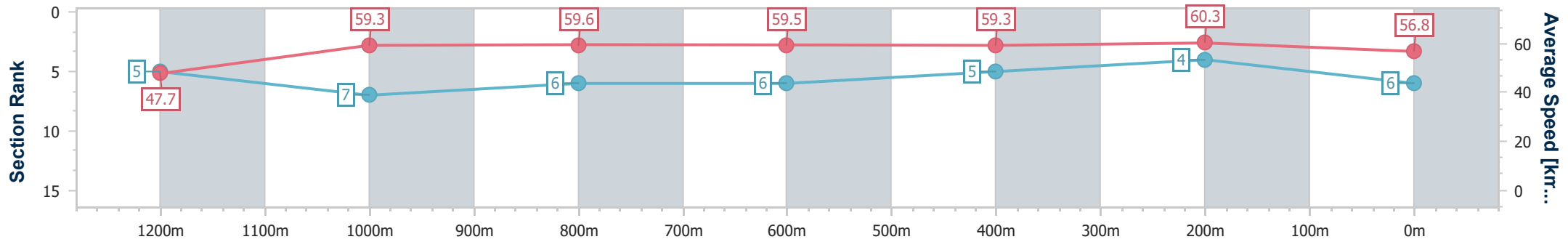
Race 8: IMPERIAL RACING Class 1 Plate - 1350m

24 April 2024 - 16:03



Track Rating: Heavy 9, Weather: Fine, Rail Position: +6m

Section	Overall	1200m	1000m	800m	600m	400m	200m
Section Times	1:24.39 [6] (0:11.32)	1:13.07 [5] (0:12.15)	1:00.92 [7] (0:12.06)	0:48.86 [6] (0:12.08)	0:36.78 [6] (0:12.19)	0:24.59 [5] (0:11.96)	0:12.63 [4] (0:12.63)
Average Speed [km/h]	47.7	59.3	59.6	59.5	59.3	60.3	56.8
Top Speed [km/h]	60.5	60.9	61.3	61.6	61.6	61.8	58.5
Avg. Dist. to Rail [m]	1.1	0.3	0.2	0.4	0.4	0.5	1.6
Avg. Stride Freq. [Hz]	2.3	2.2	2.2	2.2	2.2	2.2	2.2
Avg. Stride Length [m]	5.5	7.4	7.5	7.4	7.4	7.4	7.2



- [] Ranking at each section and finish
- .-.- No data available at this section
- NA No data available



Horse/Jockey Name	Liqueur Gold
Final Rank	7
Fastest Section Time (Section)	0:10.95 (Overall)
Top Speed [km/h] (Section)	62.8 (Overall)
Race State	Finished



Ipswich QLD Professional

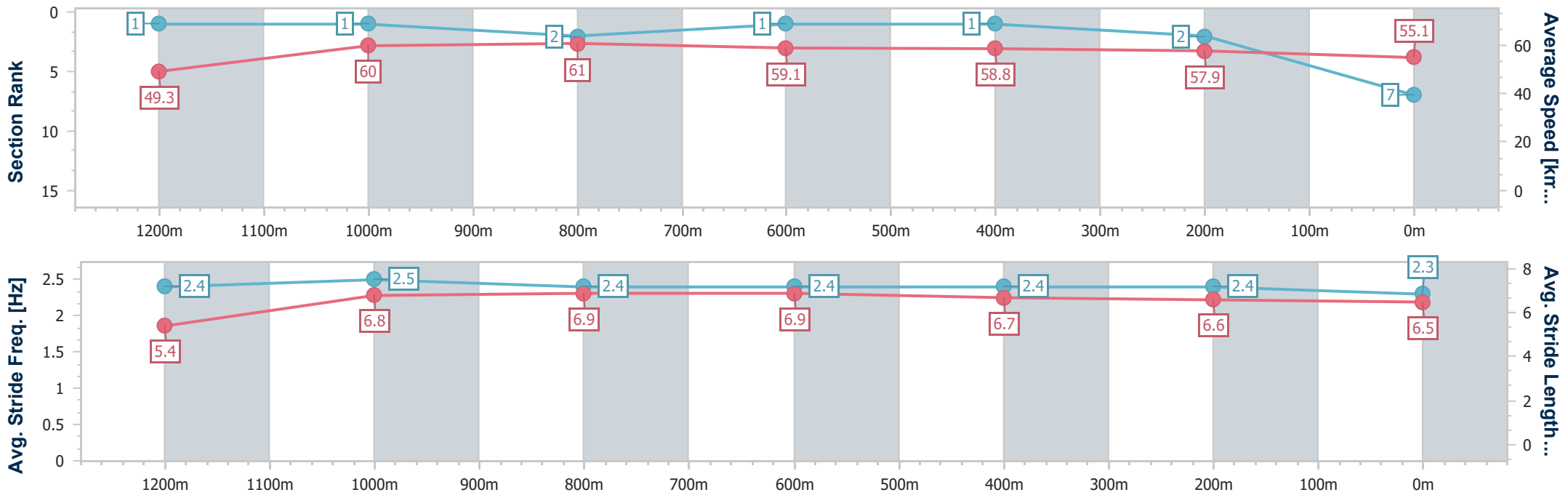
Race 8: IMPERIAL RACING Class 1 Plate - 1350m

24 April 2024 - 16:03



Track Rating: Heavy 9, Weather: Fine, Rail Position: +6m

Section	Overall	1200m	1000m	800m	600m	400m	200m
Section Times	1:24.43 [7] (0:10.95)	1:13.48 [1] (0:11.97)	1:01.51 [1] (0:11.81)	0:49.70 [2] (0:12.11)	0:37.59 [1] (0:12.20)	0:25.39 [1] (0:12.35)	0:13.04 [2] (0:13.04)
Average Speed [km/h]	49.3	60.0	61.0	59.1	58.8	57.9	55.1
Top Speed [km/h]	62.8	62.7	61.5	61.1	59.7	59.6	57.0
Avg. Dist. to Rail [m]	4.0	0.6	0.5	0.9	1.5	1.4	0.5
Avg. Stride Freq. [Hz]	2.4	2.5	2.4	2.4	2.4	2.4	2.3
Avg. Stride Length [m]	5.4	6.8	6.9	6.9	6.7	6.6	6.5



- [] Ranking at each section and finish
- .-.- No data available at this section
- NA No data available



Horse/Jockey Name	Claudius
Final Rank	8
Fastest Section Time (Section)	0:11.69 (Overall)
Top Speed [km/h] (Section)	61.2 (400m)
Race State	Finished



Ipswich QLD Professional

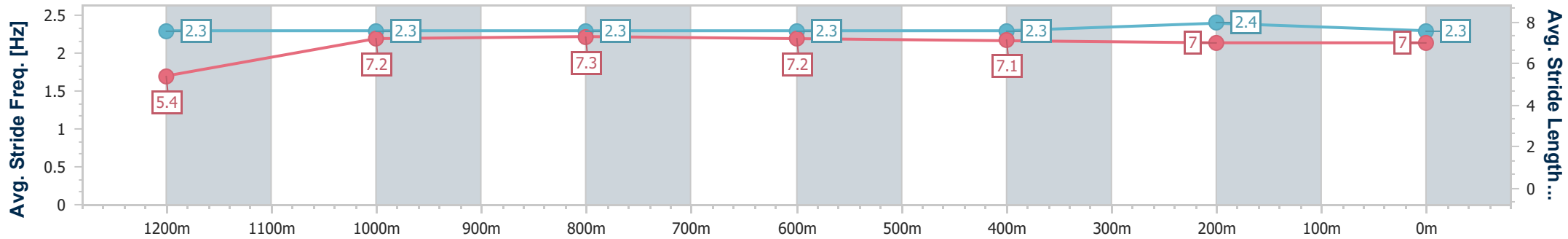
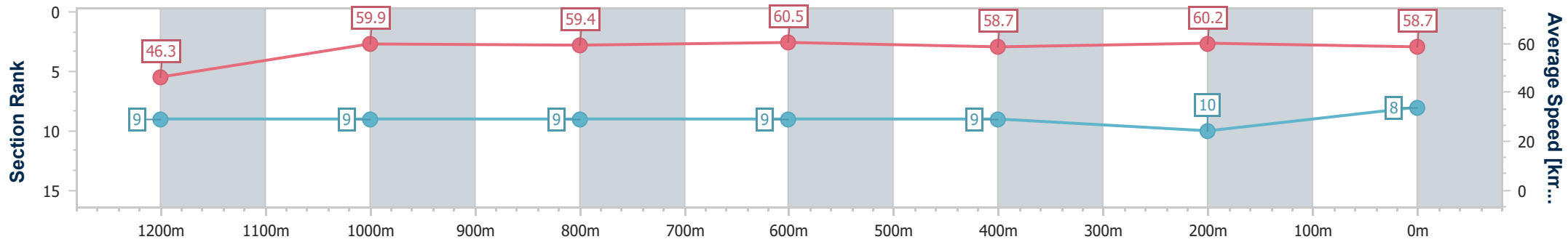
Race 8: IMPERIAL RACING Class 1 Plate - 1350m

24 April 2024 - 16:03



Track Rating: Heavy 9, Weather: Fine, Rail Position: +6m

Section	Overall	1200m	1000m	800m	600m	400m	200m
Section Times	1:24.55 [8] (0:11.69)	1:12.86 [9] (0:11.99)	1:00.87 [9] (0:12.18)	0:48.69 [9] (0:11.97)	0:36.72 [9] (0:12.33)	0:24.39 [9] (0:12.10)	0:12.29 [10] (0:12.29)
Average Speed [km/h]	46.3	59.9	59.4	60.5	58.7	60.2	58.7
Top Speed [km/h]	60.6	61.1	60.4	61.1	60.3	61.2	60.2
Avg. Dist. to Rail [m]	2.5	0.9	1.6	1.0	2.1	3.7	5.7
Avg. Stride Freq. [Hz]	2.3	2.3	2.3	2.3	2.3	2.4	2.3
Avg. Stride Length [m]	5.4	7.2	7.3	7.2	7.1	7.0	7.0



- [] Ranking at each section and finish
- .-.- No data available at this section
- NA No data available



Horse/Jockey Name	Black Opium
Final Rank	9
Fastest Section Time (Section)	0:11.43 (Overall)
Top Speed [km/h] (Section)	62.9 (1200m)
Race State	Finished



Ipswich QLD Professional

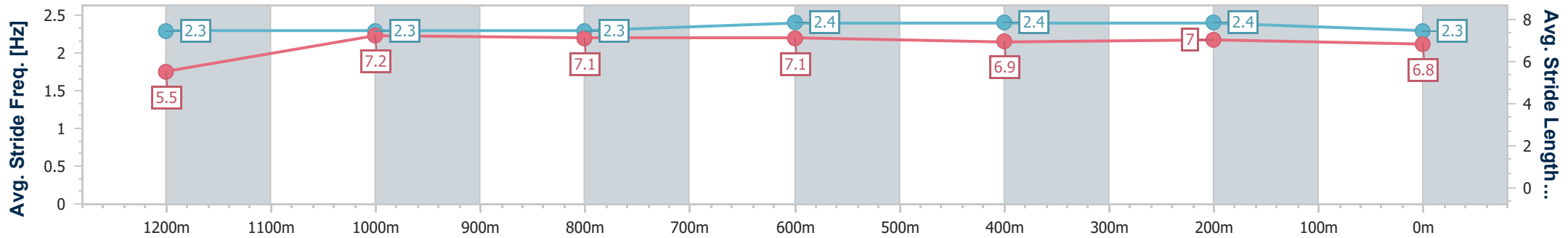
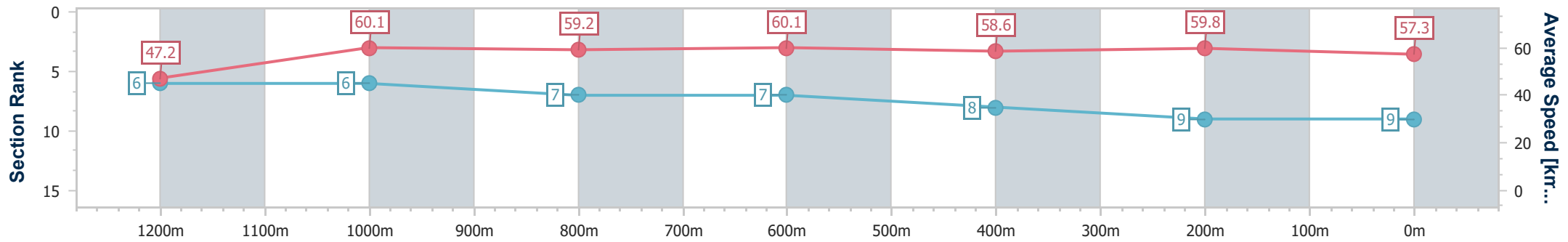
Race 8: IMPERIAL RACING Class 1 Plate - 1350m

24 April 2024 - 16:03

Track Rating: Heavy 9, Weather: Fine, Rail Position: +6m



Section	Overall	1200m	1000m	800m	600m	400m	200m
Section Times	1:24.73 [9] (0:11.43)	1:13.30 [6] (0:12.02)	1:01.28 [6] (0:12.17)	0:49.11 [7] (0:12.02)	0:37.09 [7] (0:12.38)	0:24.71 [8] (0:12.15)	0:12.56 [9] (0:12.56)
Average Speed [km/h]	47.2	60.1	59.2	60.1	58.6	59.8	57.3
Top Speed [km/h]	58.9	62.9	60.2	60.9	59.3	60.5	59.7
Avg. Dist. to Rail [m]	5.3	1.6	1.4	0.5	1.4	2.7	5.1
Avg. Stride Freq. [Hz]	2.3	2.3	2.3	2.4	2.4	2.4	2.3
Avg. Stride Length [m]	5.5	7.2	7.1	7.1	6.9	7.0	6.8



- [] Ranking at each section and finish
- .-.- No data available at this section
- NA No data available



Horse/Jockey Name	Asgoodasyougett
Final Rank	10
Fastest Section Time (Section)	0:11.46 (Overall)
Top Speed [km/h] (Section)	64.4 (1200m)
Race State	Finished



Ipswich QLD Professional

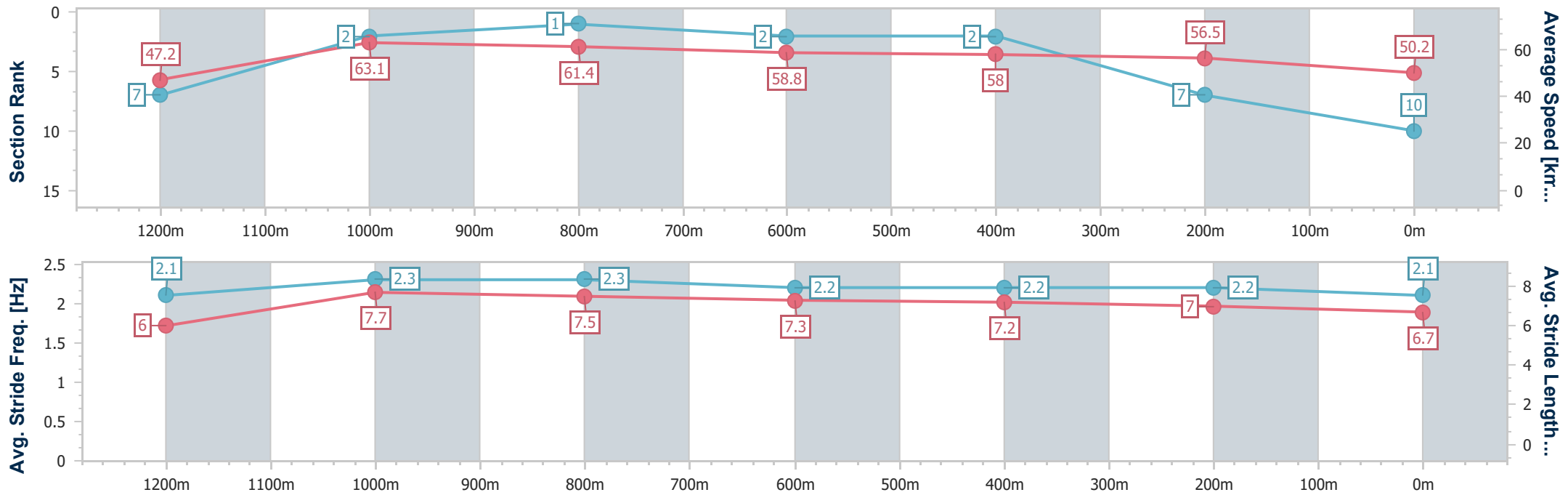
Race 8: IMPERIAL RACING Class 1 Plate - 1350m

24 April 2024 - 16:03



Track Rating: Heavy 9, Weather: Fine, Rail Position: +6m

Section	Overall	1200m	1000m	800m	600m	400m	200m
Section Times	1:26.39 [10] (0:11.46)	1:14.93 [7] (0:11.47)	1:03.46 [2] (0:11.74)	0:51.72 [1] (0:12.24)	0:39.48 [2] (0:12.39)	0:27.09 [2] (0:12.72)	0:14.37 [7] (0:14.37)
Average Speed [km/h]	47.2	63.1	61.4	58.8	58.0	56.5	50.2
Top Speed [km/h]	62.0	64.4	62.0	60.7	58.5	58.5	54.9
Avg. Dist. to Rail [m]	7.2	3.3	1.6	0.3	0.5	0.2	0.5
Avg. Stride Freq. [Hz]	2.1	2.3	2.3	2.2	2.2	2.2	2.1
Avg. Stride Length [m]	6.0	7.7	7.5	7.3	7.2	7.0	6.7



- [] Ranking at each section and finish
- .-.- No data available at this section
- NA No data available