

Track Rating: Heavy 9, Weather: Fine, Rail Position: +6m

Section		Overall	1400m	1200m	1000m	800m	600m	400m	Last 600m					
Field Times		1:47.08 (0:19.83)	1:27.25 (0:12.19)	1:15.06 (0:12.53)	1:02.53 (0:12.70)	0:49.83 (0:12.36)	0:37.47 (0:12.31)	0:25.16 (0:12.22)	0:37.47					
Rank	TAB	Horse/Jockey	Barrier	Top Speed [km/h]	Fastest Section							Distance Travelled [m]		
1	12	ADELAIDE'S LACE Samantha Collett	10	60.9 Overall	0:12.19 1400m	1:47.08 [1] (0:19.83)	1:27.25 [1] (0:12.19)	1:15.06 [1] (0:12.53)	1:02.53 [1] (0:12.70)	0:49.83 [1] (0:12.36)	0:37.47 [1] (0:12.31)	0:25.16 [1] (0:12.22)	0:37.47	
2	9	THE HINDUSTAN Ryan Maloney	9	60.2 Overall	0:12.27 600m	1:47.75 [2] (0:20.13)	1:27.62 [3] (0:12.31)	1:15.31 [4] (0:12.59)	1:02.72 [4] (0:12.70)	0:50.02 [4] (0:12.33)	0:37.69 [4] (0:12.27)	0:25.42 [4] (0:12.74)	0:37.69	+8
3	14	VIDYA Cejay Graham	1	59.9 Overall	0:12.26 1400m	1:47.79 [3] (0:20.15)	1:27.64 [4] (0:12.26)	1:15.38 [3] (0:12.52)	1:02.86 [3] (0:12.68)	0:50.18 [3] (0:12.37)	0:37.81 [3] (0:12.35)	0:25.46 [3] (0:12.63)	0:37.81	+0
4	10	AQUA ROSA Bailey Wheeler	5	60.1 600m	0:12.31 600m	1:48.02 [4] (0:20.43)	1:27.59 [7] (0:12.40)	1:15.19 [6] (0:12.49)	1:02.70 [6] (0:12.71)	0:49.99 [6] (0:12.34)	0:37.65 [6] (0:12.31)	0:25.34 [7] (0:12.71)	0:37.65	+10
5	13	MIRACLE SEVEN Mark Du Plessis	2	59.9 Overall	0:12.27 600m	1:48.13 [5] (0:20.36)	1:27.77 [6] (0:12.31)	1:15.46 [5] (0:12.56)	1:02.90 [5] (0:12.69)	0:50.21 [5] (0:12.32)	0:37.89 [5] (0:12.27)	0:25.62 [5] (0:12.73)	0:37.89	+4
6	8	RIDE FOR LUCK Robbie Dolan	4	60.9 600m	0:11.96 600m	1:48.25 [6] (0:20.73)	1:27.52 [9] (0:12.50)	1:15.02 [9] (0:12.43)	1:02.59 [8] (0:12.62)	0:49.97 [7] (0:12.28)	0:37.69 [7] (0:11.96)	0:25.73 [6] (0:12.73)	0:37.69	+3
7	5	NOAH Karl Zechner	13	60.2 Overall	0:12.22 600m	1:48.28 [7] (0:20.30)	1:27.98 [5] (0:12.90)	1:15.08 [8] (0:12.71)	1:02.37 [9] (0:12.60)	0:49.77 [9] (0:12.38)	0:37.39 [9] (0:12.22)	0:25.17 [8] (0:12.32)	0:37.39	+8
8	4	LUCIFER THE CAT Sean Cormack	6	60.1 1400m	0:12.38 1400m	1:48.78 [8] (0:20.73)	1:28.05 [8] (0:12.38)	1:15.67 [7] (0:12.54)	1:03.13 [7] (0:12.63)	0:50.50 [7] (0:12.41)	0:38.09 [8] (0:12.44)	0:25.65 [9] (0:12.61)	0:38.09	+7
9	3	GLENRAY'S MATE Boris Thornton	8	61.9 Overall	0:12.21 1400m	1:48.79 [9] (0:19.97)	1:28.82 [2] (0:12.21)	1:16.61 [2] (0:12.59)	1:04.02 [2] (0:12.73)	0:51.29 [2] (0:12.35)	0:38.94 [2] (0:12.42)	0:26.52 [2] (0:12.79)	0:38.94	+4
10	15	RUBY LOVES CARROTS Nozi Tomizawa	12	58.8 1000m	0:12.47 1000m	1:49.65 [10] (0:20.80)	1:28.85 [10] (0:12.69)	1:16.16 [10] (0:12.63)	1:03.53 [10] (0:12.47)	0:51.06 [10] (0:12.47)	0:38.59 [10] (0:12.55)	0:26.04 [10] (0:12.70)	0:38.59	+4

Scratched: Frankel Moon (#2), Rashford (#7), Align The Planets (#1), Breytenbach (#6), Makin' Statements (#11)

Track Rating: Heavy 9, Weather: Fine, Rail Position: +6m

Section							200m			Last 600m
Field Times							0:12.94			0:37.47
							(0:12.94)			
Rank	TAB	Horse/Jockey	Barrier	Top Speed [km/h]	Fastest Section	Margin			Distance Travelled [m]	
1	12	ADELAIDE'S LACE Samantha Collett	10	60.9 Overall	0:12.19 1400m	0:12.94 [1] (0:12.94)	1:47.08		0:37.47	
2	9	THE HINDUSTAN Ryan Maloney	9	60.2 Overall	0:12.27 600m	0:12.68 [4] (0:12.68)	3.96L		0:37.69 +8	
3	14	VIDYA Cejay Graham	1	59.9 Overall	0:12.26 1400m	0:12.83 [2] (0:12.83)	4.18L		0:37.81 +0	
4	10	AQUA ROSA Bailey Wheeler	5	60.1 600m	0:12.31 600m	0:12.63 [7] (0:12.63)	5.56L		0:37.65 +10	
5	13	MIRACLE SEVEN Mark Du Plessis	2	59.9 Overall	0:12.27 600m	0:12.89 [5] (0:12.89)	6.2L		0:37.89 +4	
6	8	RIDE FOR LUCK Robbie Dolan	4	60.9 600m	0:11.96 600m	0:13.00 [6] (0:13.00)	6.93L		0:37.69 +3	
7	5	NOAH Karl Zechner	13	60.2 Overall	0:12.22 600m	0:12.85 [8] (0:12.85)	7.07L		0:37.39 +8	
8	4	LUCIFER THE CAT Sean Cormack	6	60.1 1400m	0:12.38 1400m	0:13.04 [9] (0:13.04)	10.03L		0:38.09 +7	
9	3	GLENRAY'S MATE Boris Thornton	8	61.9 Overall	0:12.21 1400m	0:13.73 [3] (0:13.73)	10.11L		0:38.94 +4	
10	15	RUBY LOVES CARROTS Nozi Tomizawa	12	58.8 1000m	0:12.47 1000m	0:13.34 [10] (0:13.34)	15.15L		0:38.59 +4	

Scratched: Frankel Moon (#2), Rashford (#7), Align The Planets (#1), Breytenbach (#6), Makin' Statements (#11)



Horse/Jockey Name	Adelaide's Lace
Final Rank	1
Fastest Section Time (Section)	0:12.19 (1400m)
Top Speed [km/h] (Section)	60.9 (Overall)
Race State	Finished



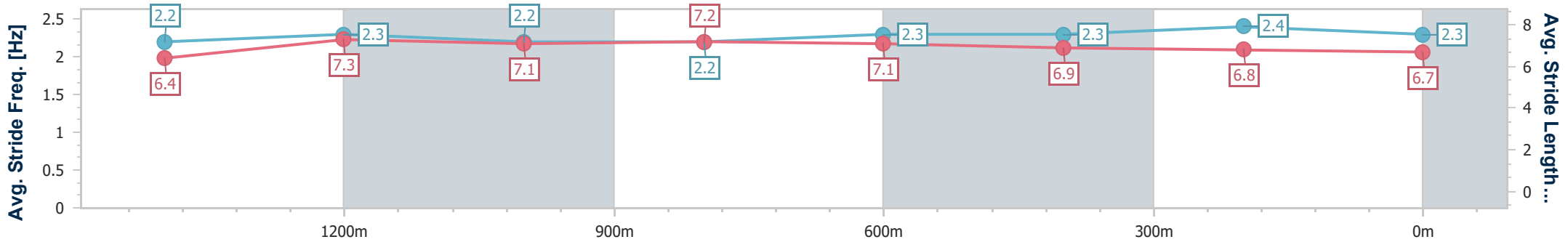
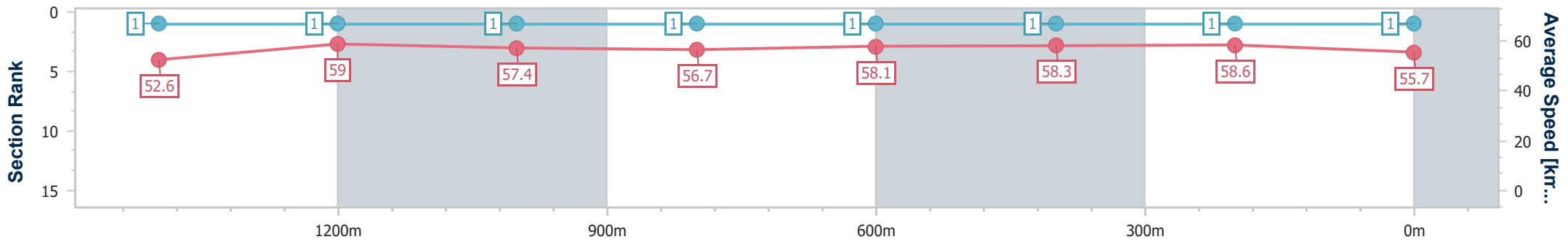
Ipswich QLD Professional
Race 6: SCHWEPPE'S Maiden Plate - 1690m



24 April 2024 - 14:53

Track Rating: Heavy 9, Weather: Fine, Rail Position: +6m

Section	Overall	1400m	1200m	1000m	800m	600m	400m	200m
Section Times	1:47.08 [1] (0:19.83)	1:27.25 [1] (0:12.19)	1:15.06 [1] (0:12.53)	1:02.53 [1] (0:12.70)	0:49.83 [1] (0:12.36)	0:37.47 [1] (0:12.31)	0:25.16 [1] (0:12.22)	0:12.94 [1] (0:12.94)
Average Speed [km/h]	52.6	59.0	57.4	56.7	58.1	58.3	58.6	55.7
Top Speed [km/h]	60.9	59.9	58.5	57.3	59.1	59.0	59.1	58.1
Avg. Dist. to Rail [m]	4.0	0.6	0.4	0.3	0.5	0.4	0.8	0.9
Avg. Stride Freq. [Hz]	2.2	2.3	2.2	2.2	2.3	2.3	2.4	2.3
Avg. Stride Length [m]	6.4	7.3	7.1	7.2	7.1	6.9	6.8	6.7



- [] Ranking at each section and finish
- .-.- No data available at this section
- NA No data available



Horse/Jockey Name	The Hindustan
Final Rank	2
Fastest Section Time (Section)	0:12.27 (600m)
Top Speed [km/h] (Section)	60.2 (Overall)
Race State	Finished



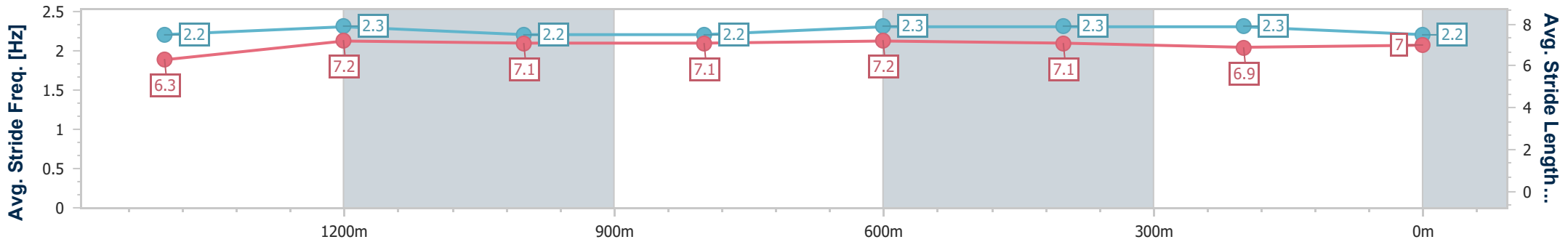
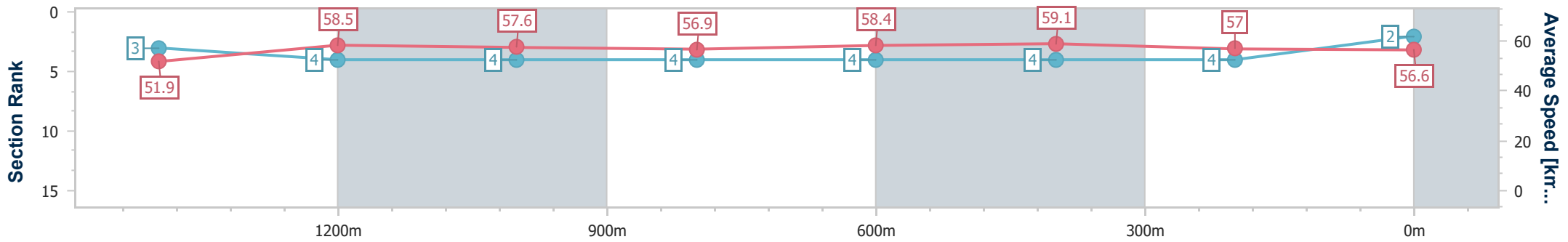
Ipswich QLD Professional
Race 6: SCHWEPPE'S Maiden Plate - 1690m



24 April 2024 - 14:53

Track Rating: Heavy 9, Weather: Fine, Rail Position: +6m

Section	Overall	1400m	1200m	1000m	800m	600m	400m	200m
Section Times	1:47.75 [2] (0:20.13)	1:27.62 [3] (0:12.31)	1:15.31 [4] (0:12.59)	1:02.72 [4] (0:12.70)	0:50.02 [4] (0:12.33)	0:37.69 [4] (0:12.27)	0:25.42 [4] (0:12.74)	0:12.68 [4] (0:12.68)
Average Speed [km/h]	51.9	58.5	57.6	56.9	58.4	59.1	57.0	56.6
Top Speed [km/h]	60.2	59.0	58.3	58.0	59.5	59.6	58.1	57.8
Avg. Dist. to Rail [m]	2.4	0.5	1.2	1.6	0.9	1.3	2.1	1.8
Avg. Stride Freq. [Hz]	2.2	2.3	2.2	2.2	2.3	2.3	2.3	2.2
Avg. Stride Length [m]	6.3	7.2	7.1	7.1	7.2	7.1	6.9	7.0



- [] Ranking at each section and finish
- .-.- No data available at this section
- NA No data available



Horse/Jockey Name	Vidya
Final Rank	3
Fastest Section Time (Section)	0:12.26 (1400m)
Top Speed [km/h] (Section)	59.9 (Overall)
Race State	Finished



Ipswich QLD Professional

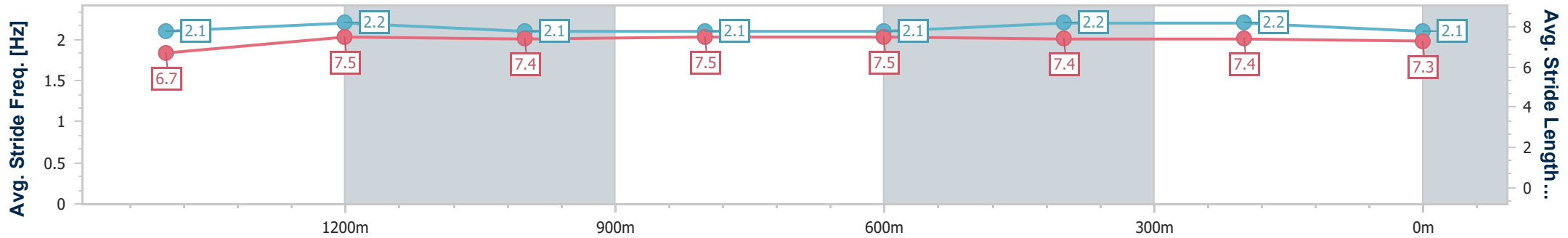
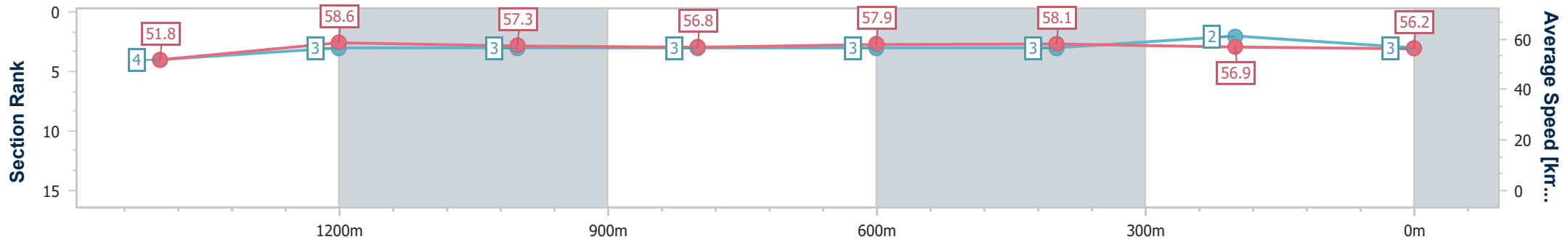
Race 6: SCHWEPPE'S Maiden Plate - 1690m

24 April 2024 - 14:53



Track Rating: Heavy 9, Weather: Fine, Rail Position: +6m

Section	Overall	1400m	1200m	1000m	800m	600m	400m	200m
Section Times	1:47.79 [3] (0:20.15)	1:27.64 [4] (0:12.26)	1:15.38 [3] (0:12.52)	1:02.86 [3] (0:12.68)	0:50.18 [3] (0:12.37)	0:37.81 [3] (0:12.35)	0:25.46 [3] (0:12.63)	0:12.83 [2] (0:12.83)
Average Speed [km/h]	51.8	58.6	57.3	56.8	57.9	58.1	56.9	56.2
Top Speed [km/h]	59.9	59.2	58.1	57.8	58.6	59.4	57.7	57.3
Avg. Dist. to Rail [m]	1.0	0.4	0.4	0.4	0.7	0.7	0.8	0.4
Avg. Stride Freq. [Hz]	2.1	2.2	2.1	2.1	2.1	2.2	2.2	2.1
Avg. Stride Length [m]	6.7	7.5	7.4	7.5	7.5	7.4	7.4	7.3



- [] Ranking at each section and finish
- .-.- No data available at this section
- NA No data available



Horse/Jockey Name	Aqua Rosa
Final Rank	4
Fastest Section Time (Section)	0:12.31 (600m)
Top Speed [km/h] (Section)	60.1 (600m)
Race State	Finished

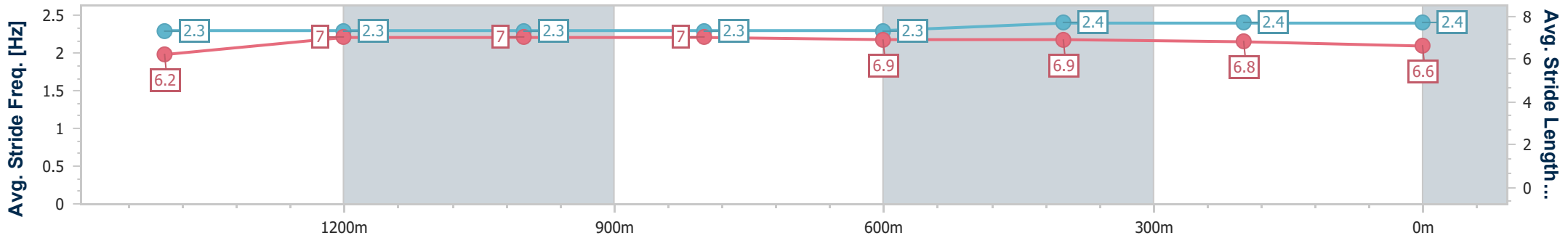
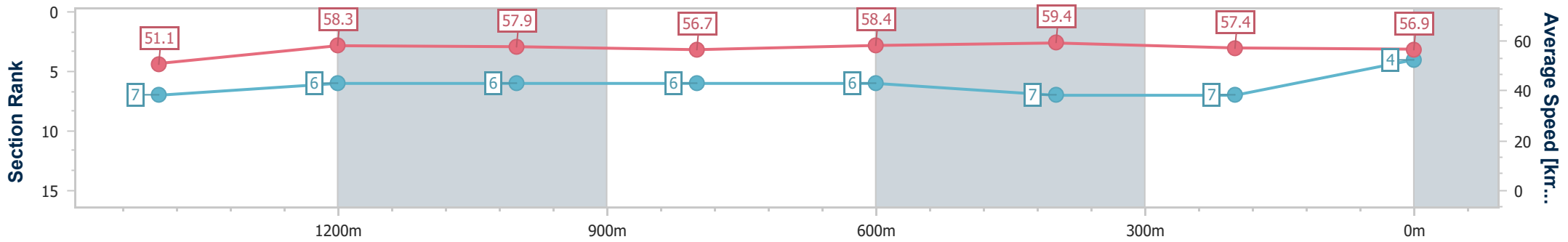


Ipswich QLD Professional
 Race 6: SCHWEPPE'S Maiden Plate - 1690m
 24 April 2024 - 14:53



Track Rating: Heavy 9, Weather: Fine, Rail Position: +6m

Section	Overall	1400m	1200m	1000m	800m	600m	400m	200m
Section Times	1:48.02 [4] (0:20.43)	1:27.59 [7] (0:12.40)	1:15.19 [6] (0:12.49)	1:02.70 [6] (0:12.71)	0:49.99 [6] (0:12.34)	0:37.65 [6] (0:12.31)	0:25.34 [7] (0:12.71)	0:12.63 [7] (0:12.63)
Average Speed [km/h]	51.1	58.3	57.9	56.7	58.4	59.4	57.4	56.9
Top Speed [km/h]	59.4	59.2	59.0	57.6	59.4	60.1	59.8	59.0
Avg. Dist. to Rail [m]	1.7	0.6	0.9	1.0	0.7	3.0	4.1	4.1
Avg. Stride Freq. [Hz]	2.3	2.3	2.3	2.3	2.3	2.4	2.4	2.4
Avg. Stride Length [m]	6.2	7.0	7.0	7.0	6.9	6.9	6.8	6.6



- [] Ranking at each section and finish
- .-.- No data available at this section
- NA No data available



Horse/Jockey Name	Miracle Seven
Final Rank	5
Fastest Section Time (Section)	0:12.27 (600m)
Top Speed [km/h] (Section)	59.9 (Overall)
Race State	Finished



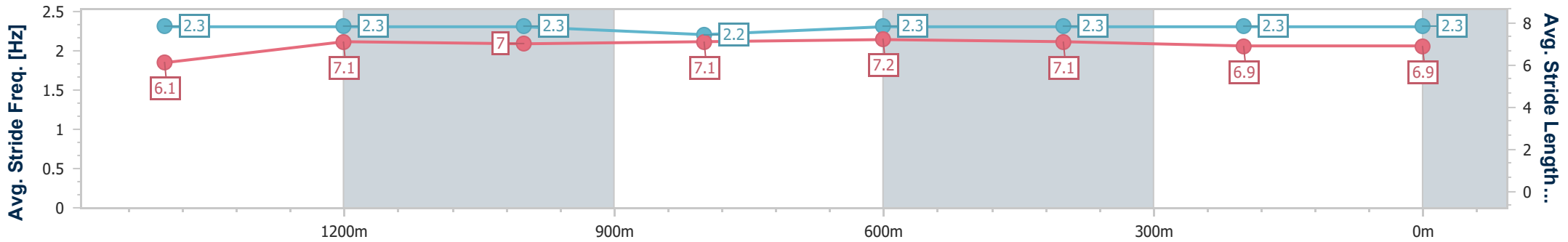
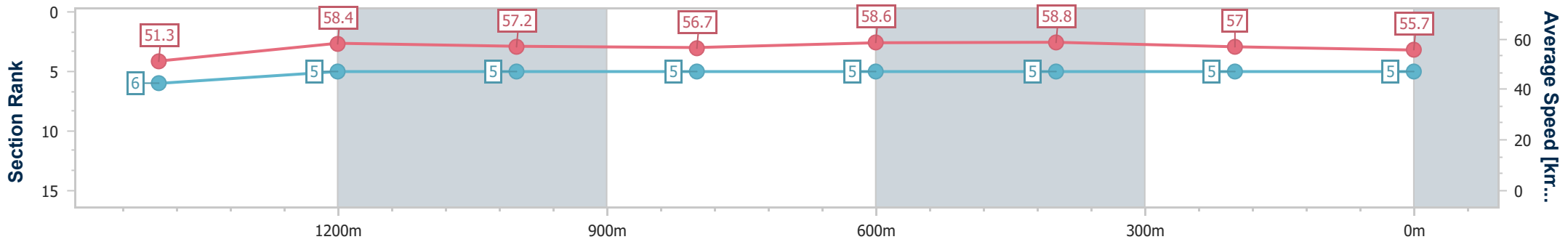
Ipswich QLD Professional
Race 6: SCHWEPPE'S Maiden Plate - 1690m



24 April 2024 - 14:53

Track Rating: Heavy 9, Weather: Fine, Rail Position: +6m

Section	Overall	1400m	1200m	1000m	800m	600m	400m	200m
Section Times	1:48.13 [5] (0:20.36)	1:27.77 [6] (0:12.31)	1:15.46 [5] (0:12.56)	1:02.90 [5] (0:12.69)	0:50.21 [5] (0:12.32)	0:37.89 [5] (0:12.27)	0:25.62 [5] (0:12.73)	0:12.89 [5] (0:12.89)
Average Speed [km/h]	51.3	58.4	57.2	56.7	58.6	58.8	57.0	55.7
Top Speed [km/h]	59.9	59.1	58.9	57.7	59.7	59.4	58.0	56.7
Avg. Dist. to Rail [m]	1.1	0.1	0.2	0.2	0.3	0.9	2.2	2.4
Avg. Stride Freq. [Hz]	2.3	2.3	2.3	2.2	2.3	2.3	2.3	2.3
Avg. Stride Length [m]	6.1	7.1	7.0	7.1	7.2	7.1	6.9	6.9



- [] Ranking at each section and finish
- .-.- No data available at this section
- NA No data available



Horse/Jockey Name	Ride For Luck
Final Rank	6
Fastest Section Time (Section)	0:11.96 (600m)
Top Speed [km/h] (Section)	60.9 (600m)
Race State	Finished



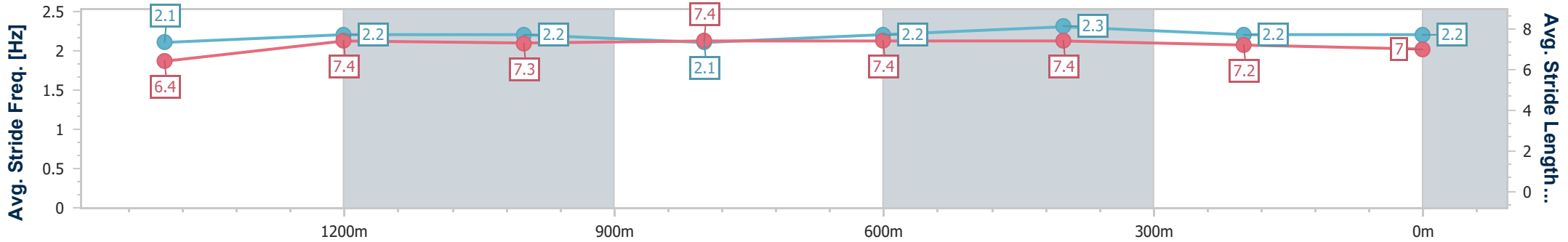
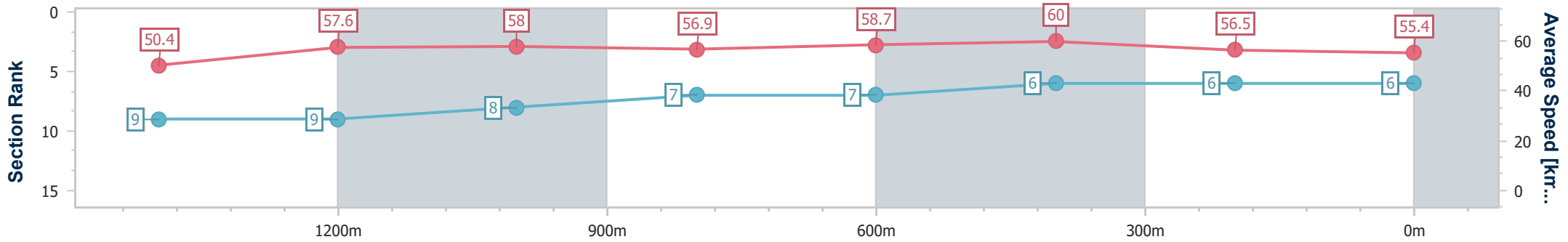
Ipswich QLD Professional
Race 6: SCHWEPPE'S Maiden Plate - 1690m



24 April 2024 - 14:53

Track Rating: Heavy 9, Weather: Fine, Rail Position: +6m

Section	Overall	1400m	1200m	1000m	800m	600m	400m	200m
Section Times	1:48.25 [6] (0:20.73)	1:27.52 [9] (0:12.50)	1:15.02 [9] (0:12.43)	1:02.59 [8] (0:12.62)	0:49.97 [7] (0:12.28)	0:37.69 [7] (0:11.96)	0:25.73 [6] (0:12.73)	0:13.00 [6] (0:13.00)
Average Speed [km/h]	50.4	57.6	58.0	56.9	58.7	60.0	56.5	55.4
Top Speed [km/h]	59.7	58.8	59.1	58.0	60.2	60.9	59.0	56.8
Avg. Dist. to Rail [m]	1.3	0.1	0.2	0.2	0.4	0.6	1.2	1.3
Avg. Stride Freq. [Hz]	2.1	2.2	2.2	2.1	2.2	2.3	2.2	2.2
Avg. Stride Length [m]	6.4	7.4	7.3	7.4	7.4	7.4	7.2	7.0



- [] Ranking at each section and finish
- .-.- No data available at this section
- NA No data available



Horse/Jockey Name	Noah
Final Rank	7
Fastest Section Time (Section)	0:12.22 (600m)
Top Speed [km/h] (Section)	60.2 (Overall)
Race State	Finished

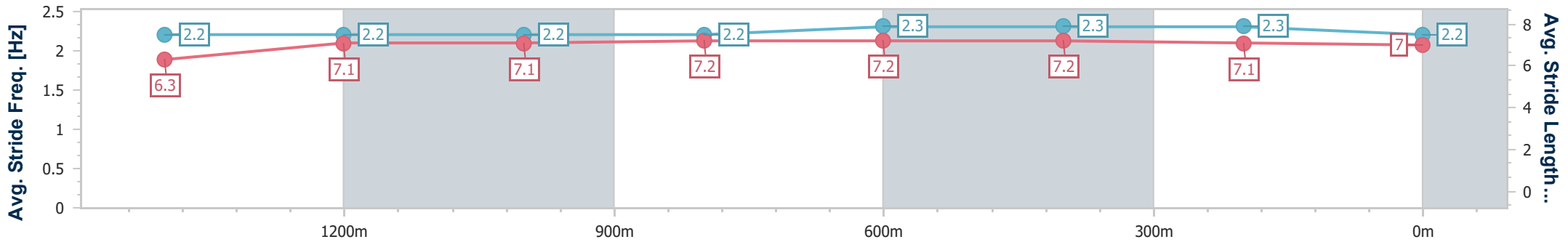
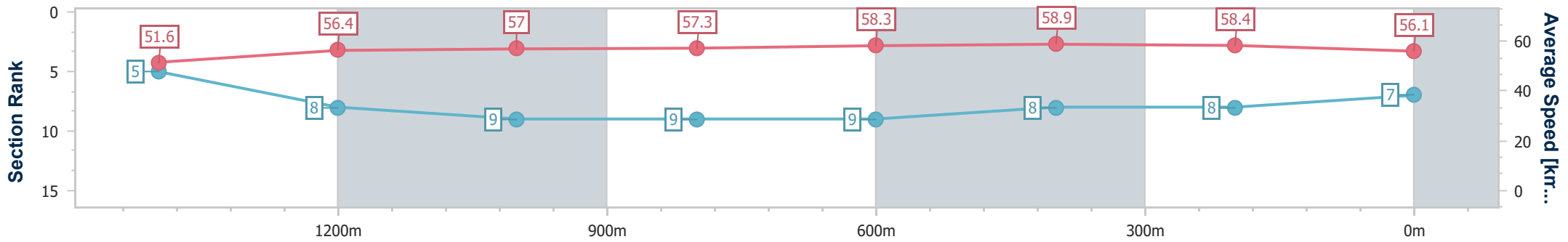


Ipswich QLD Professional
 Race 6: SCHWEPPE'S Maiden Plate - 1690m
 24 April 2024 - 14:53



Track Rating: Heavy 9, Weather: Fine, Rail Position: +6m

Section	Overall	1400m	1200m	1000m	800m	600m	400m	200m
Section Times	1:48.28 [7] (0:20.30)	1:27.98 [5] (0:12.90)	1:15.08 [8] (0:12.71)	1:02.37 [9] (0:12.60)	0:49.77 [9] (0:12.38)	0:37.39 [9] (0:12.22)	0:25.17 [8] (0:12.32)	0:12.85 [8] (0:12.85)
Average Speed [km/h]	51.6	56.4	57.0	57.3	58.3	58.9	58.4	56.1
Top Speed [km/h]	60.2	57.5	58.2	58.2	59.2	59.3	59.3	56.7
Avg. Dist. to Rail [m]	6.3	2.4	1.7	1.4	0.8	0.7	1.9	4.2
Avg. Stride Freq. [Hz]	2.2	2.2	2.2	2.2	2.3	2.3	2.3	2.2
Avg. Stride Length [m]	6.3	7.1	7.1	7.2	7.2	7.2	7.1	7.0



- [] Ranking at each section and finish
- .-.- No data available at this section
- NA No data available



Horse/Jockey Name	Lucifer The Cat
Final Rank	8
Fastest Section Time (Section)	0:12.38 (1400m)
Top Speed [km/h] (Section)	60.1 (1400m)
Race State	Finished



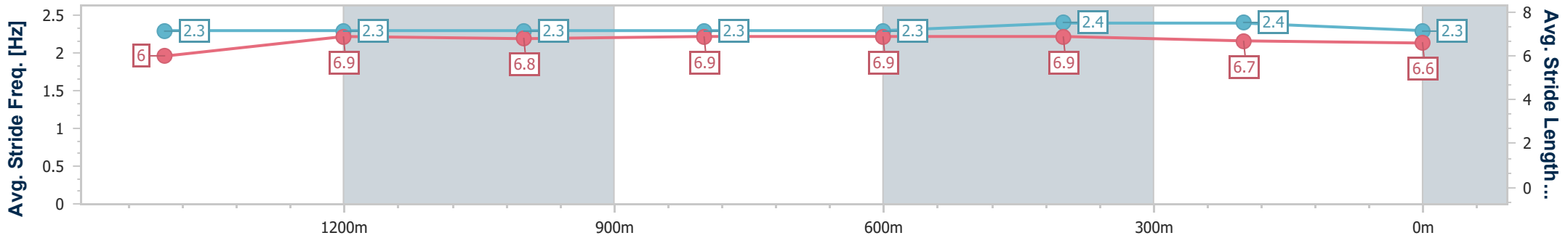
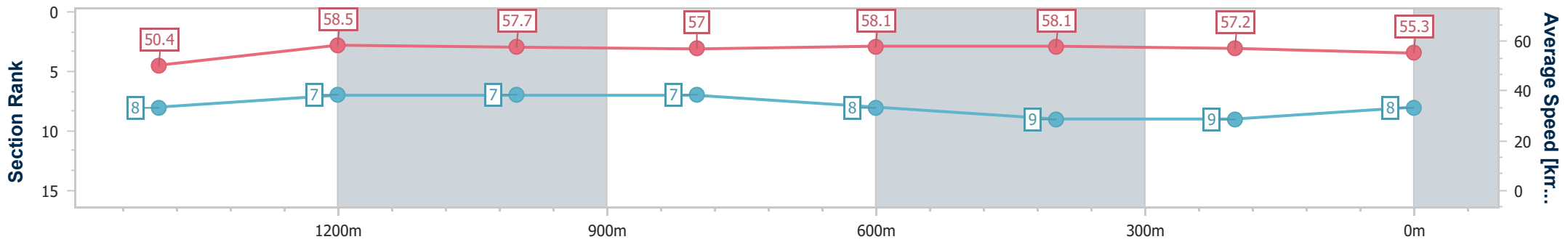
Ipswich QLD Professional
Race 6: SCHWEPPE'S Maiden Plate - 1690m



24 April 2024 - 14:53

Track Rating: Heavy 9, Weather: Fine, Rail Position: +6m

Section	Overall	1400m	1200m	1000m	800m	600m	400m	200m
Section Times	1:48.78 [8] (0:20.73)	1:28.05 [8] (0:12.38)	1:15.67 [7] (0:12.54)	1:03.13 [7] (0:12.63)	0:50.50 [7] (0:12.41)	0:38.09 [8] (0:12.44)	0:25.65 [9] (0:12.61)	0:13.04 [9] (0:13.04)
Average Speed [km/h]	50.4	58.5	57.7	57.0	58.1	58.1	57.2	55.3
Top Speed [km/h]	60.1	60.1	58.8	58.1	58.9	59.5	57.7	56.4
Avg. Dist. to Rail [m]	2.5	1.1	1.1	1.0	0.6	0.7	1.6	2.6
Avg. Stride Freq. [Hz]	2.3	2.3	2.3	2.3	2.3	2.4	2.4	2.3
Avg. Stride Length [m]	6.0	6.9	6.8	6.9	6.9	6.9	6.7	6.6



- [] Ranking at each section and finish
- .-.- No data available at this section
- NA No data available



Horse/Jockey Name	Glenray's Mate
Final Rank	9
Fastest Section Time (Section)	0:12.21 (1400m)
Top Speed [km/h] (Section)	61.9 (Overall)
Race State	Finished



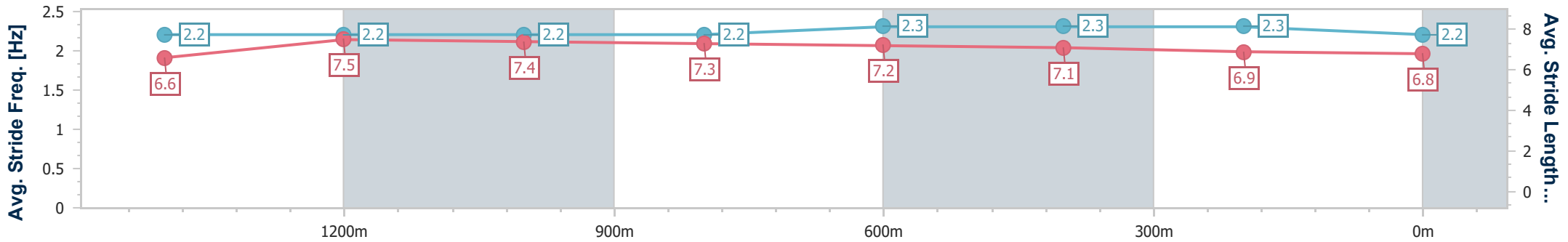
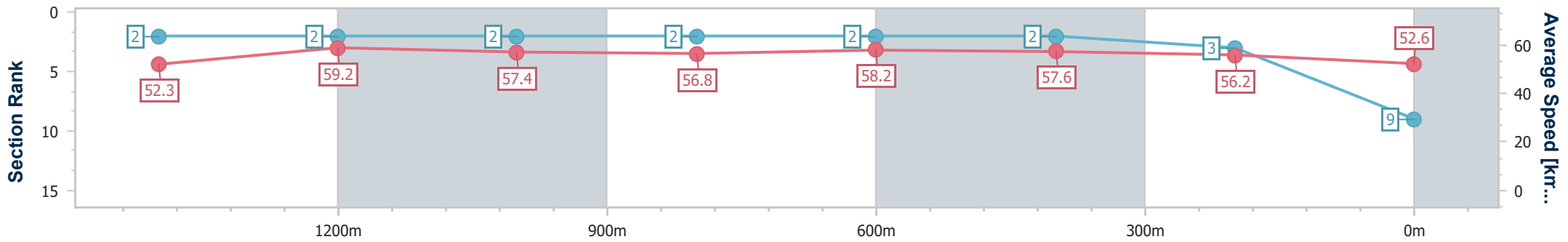
Ipswich QLD Professional
Race 6: SCHWEPPE'S Maiden Plate - 1690m



24 April 2024 - 14:53

Track Rating: Heavy 9, Weather: Fine, Rail Position: +6m

Section	Overall	1400m	1200m	1000m	800m	600m	400m	200m
Section Times	1:48.79 [9] (0:19.97)	1:28.82 [2] (0:12.21)	1:16.61 [2] (0:12.59)	1:04.02 [2] (0:12.73)	0:51.29 [2] (0:12.35)	0:38.94 [2] (0:12.42)	0:26.52 [2] (0:12.79)	0:13.73 [3] (0:13.73)
Average Speed [km/h]	52.3	59.2	57.4	56.8	58.2	57.6	56.2	52.6
Top Speed [km/h]	61.9	60.7	58.4	57.9	59.2	58.7	57.2	55.3
Avg. Dist. to Rail [m]	3.5	0.9	0.9	0.7	0.4	0.7	0.6	0.5
Avg. Stride Freq. [Hz]	2.2	2.2	2.2	2.2	2.3	2.3	2.3	2.2
Avg. Stride Length [m]	6.6	7.5	7.4	7.3	7.2	7.1	6.9	6.8



- [] Ranking at each section and finish
- .-.- No data available at this section
- NA No data available



Horse/Jockey Name	Ruby Loves Carrots
Final Rank	10
Fastest Section Time (Section)	0:12.47 (1000m)
Top Speed [km/h] (Section)	58.8 (1000m)
Race State	Finished



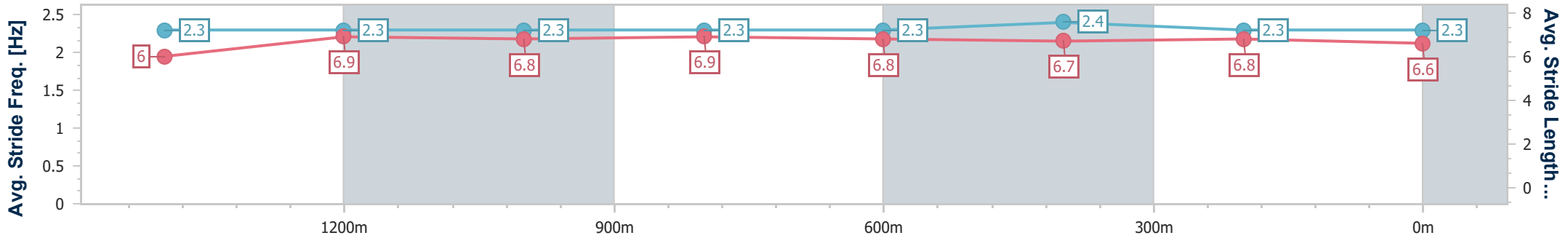
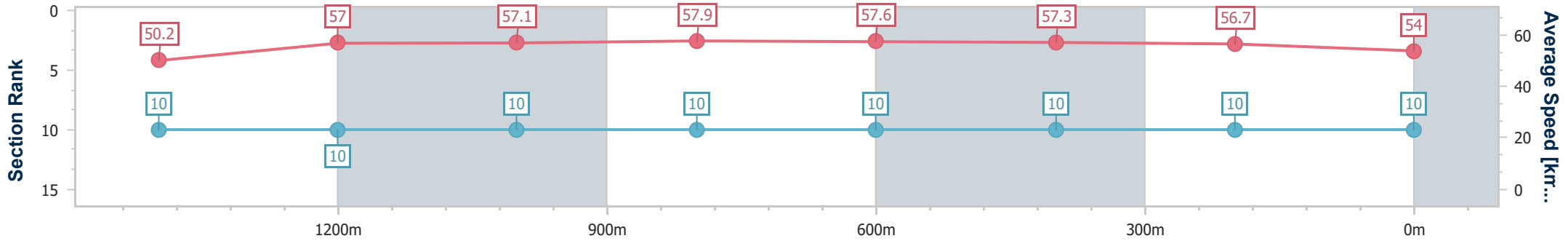
Ipswich QLD Professional
Race 6: SCHWEPPE'S Maiden Plate - 1690m



24 April 2024 - 14:53

Track Rating: Heavy 9, Weather: Fine, Rail Position: +6m

Section	Overall	1400m	1200m	1000m	800m	600m	400m	200m
Section Times	1:49.65 [10] (0:20.80)	1:28.85 [10] (0:12.69)	1:16.16 [10] (0:12.63)	1:03.53 [10] (0:12.47)	0:51.06 [10] (0:12.47)	0:38.59 [10] (0:12.55)	0:26.04 [10] (0:12.70)	0:13.34 [10] (0:13.34)
Average Speed [km/h]	50.2	57.0	57.1	57.9	57.6	57.3	56.7	54.0
Top Speed [km/h]	58.2	58.0	58.4	58.8	58.2	58.5	57.6	55.6
Avg. Dist. to Rail [m]	4.7	1.2	0.5	0.2	0.4	0.3	1.2	1.5
Avg. Stride Freq. [Hz]	2.3	2.3	2.3	2.3	2.3	2.4	2.3	2.3
Avg. Stride Length [m]	6.0	6.9	6.8	6.9	6.8	6.7	6.8	6.6



- [] Ranking at each section and finish
- .-.-.- No data available at this section
- NA No data available