

Track Rating: Heavy 9, Weather: Fine, Rail Position: +6m

Section	Field Times	Overall	2000m	1800m	1600m	1400m	1200m	1000m	Last 600m				
		2:17.71 (0:12.98)	2:04.73 (0:11.54)	1:53.19 (0:12.01)	1:41.18 (0:11.84)	1:29.34 (0:12.54)	1:16.80 (0:13.05)	1:03.75 (0:12.97)	0:38.02				
Rank	TAB Horse/Jockey	Barrier	Top Speed [km/h]	Fastest Section						Distance Travelled [m]			
1	6 CONTRITION Jake Bayliss	7	62.1 2000m	0:11.71 2000m	2:17.71 [1] (0:13.55)	2:04.16 [8] (0:11.71)	1:52.45 [8] (0:12.12)	1:40.33 [8] (0:12.04)	1:28.29 [8] (0:12.59)	1:15.70 [8] (0:13.00)	1:02.70 [8] (0:12.85)	0:37.31	
2	5 INTENTIONAL LASS Kyle Wilson-Taylor	9	64.5 2000m	0:11.39 2000m	2:17.82 [2] (0:13.42)	2:04.40 [7] (0:11.39)	1:53.01 [6] (0:12.04)	1:40.97 [4] (0:12.11)	1:28.86 [5] (0:12.59)	1:16.27 [5] (0:13.04)	1:03.23 [5] (0:12.89)	0:37.66	-9
3	10 CLASSIQUE GAL Samantha Collett	2	63.9 2000m	0:11.64 2000m	2:18.31 [3] (0:13.03)	2:05.28 [3] (0:11.64)	1:53.64 [4] (0:12.22)	1:41.42 [6] (0:12.23)	1:29.19 [6] (0:12.64)	1:16.55 [6] (0:13.04)	1:03.51 [6] (0:12.88)	0:38.13	+0
4	4 BRINGME Karl Zechner	5	62.2 2000m	0:11.72 2000m	2:18.88 [4] (0:13.17)	2:05.71 [4] (0:11.72)	1:53.99 [7] (0:12.20)	1:41.79 [7] (0:12.11)	1:29.68 [7] (0:12.61)	1:17.07 [7] (0:13.13)	1:03.94 [7] (0:12.84)	0:38.40	-5
5	8 WINTER THORN Robbie Dolan	10	65.0 1800m	0:11.37 2000m	2:19.60 [5] (0:13.30)	2:06.30 [6] (0:11.37)	1:54.93 [3] (0:11.89)	1:43.04 [2] (0:11.81)	1:31.23 [1] (0:12.54)	1:18.69 [1] (0:13.05)	1:05.64 [1] (0:12.97)	0:39.91	-4
6	9 BUMP'N'RUN Mark Du Plessis	8	63.3 2000m	0:11.58 2000m	2:20.12 [6] (0:13.18)	2:06.94 [5] (0:11.58)	1:55.36 [5] (0:12.10)	1:43.26 [5] (0:12.00)	1:31.26 [4] (0:12.61)	1:18.65 [4] (0:13.07)	1:05.58 [4] (0:12.99)	0:39.63	+0
7	7 KASEAR Tahlia Fenlon	1	63.2 2000m	0:11.54 2000m	2:21.09 [7] (0:12.98)	2:08.11 [1] (0:11.54)	1:56.57 [1] (0:12.01)	1:44.56 [1] (0:12.09)	1:32.47 [2] (0:12.63)	1:19.84 [3] (0:13.03)	1:06.81 [3] (0:12.94)	0:41.04	-10
8	2 JETPACK VERDI James Orman	4	63.2 2000m	0:11.53 2000m	2:21.32 [8] (0:13.01)	2:08.31 [2] (0:11.53)	1:56.78 [2] (0:12.09)	1:44.69 [3] (0:12.03)	1:32.66 [3] (0:12.58)	1:20.08 [2] (0:13.03)	1:07.05 [2] (0:13.04)	0:41.05	+0

Scratched: Aliraaj (#3), Heleva Deel (#1)



# Ipswich QLD Professional

## Race 4: GREAT NORTHERN BENCHMARK 68 Handicap - 2180m

24 April 2024 - 13:46



Track Rating: Heavy 9, Weather: Fine, Rail Position: +6m

Section										Last 600m		
Field Times		800m	600m	400m	200m							
		0:50.78 (0:12.76)	0:38.02 (0:12.79)	0:25.23 (0:12.62)	0:12.61 (0:12.61)							0:38.02
Rank	TAB	Horse/Jockey	Barrier	Top Speed [km/h]	Fastest Section					Margin	Distance Travelled [m]	
1	6	<b>CONTRITION</b> Jake Bayliss	7	62.1 2000m	0:11.71 2000m	0:49.85 [8] (0:12.54)	0:37.31 [6] (0:12.36)	0:24.95 [4] (0:12.54)	0:12.41 [2] (0:12.41)	2:17.71	0:37.31	
2	5	<b>INTENTIONAL LASS</b> Kyle Wilson-Taylor	9	64.5 2000m	0:11.39 2000m	0:50.34 [4] (0:12.68)	0:37.66 [3] (0:12.32)	0:25.34 [1] (0:12.62)	0:12.72 [1] (0:12.72)	0.68L	0:37.66	-9
3	10	<b>CLASSIQUE GAL</b> Samantha Collett	2	63.9 2000m	0:11.64 2000m	0:50.63 [6] (0:12.50)	0:38.13 [4] (0:12.37)	0:25.76 [2] (0:12.76)	0:13.00 [3] (0:13.00)	3.53L	0:38.13	+0
4	4	<b>BRINGME</b> Karl Zechner	5	62.2 2000m	0:11.72 2000m	0:51.10 [7] (0:12.70)	0:38.40 [7] (0:12.52)	0:25.88 [5] (0:12.63)	0:13.25 [4] (0:13.25)	6.92L	0:38.40	-5
5	8	<b>WINTER THORN</b> Robbie Dolan	10	65.0 1800m	0:11.37 2000m	0:52.67 [1] (0:12.76)	0:39.91 [1] (0:12.86)	0:27.05 [2] (0:13.09)	0:13.96 [5] (0:13.96)	11.11L	0:39.91	-4
6	9	<b>BUMP'N'RUN</b> Mark Du Plessis	8	63.3 2000m	0:11.58 2000m	0:52.59 [5] (0:12.96)	0:39.63 [8] (0:12.92)	0:26.71 [8] (0:13.12)	0:13.59 [6] (0:13.59)	14.17L	0:39.63	+0
7	7	<b>KASEAR</b> Tahlia Fenlon	1	63.2 2000m	0:11.54 2000m	0:53.87 [2] (0:12.83)	0:41.04 [2] (0:13.05)	0:27.99 [6] (0:13.53)	0:14.46 [7] (0:14.46)	19.92L	0:41.04	-10
8	2	<b>JETPACK VERDI</b> James Orman	4	63.2 2000m	0:11.53 2000m	0:54.01 [3] (0:12.96)	0:41.05 [5] (0:13.09)	0:27.96 [7] (0:13.44)	0:14.52 [8] (0:14.52)	21.28L	0:41.05	+0

Scratched: Aliraaj (#3), Heleva Deel (#1)

[ ] Ranking at each section and finish  
 -:-:- No data available at this section  
 NA No data available

SCN Saddle cloth number  
 DNF Did not finish  
 DNT Did not track



Horse/Jockey Name	Contribution
Final Rank	1
Fastest Section Time (Section)	0:11.71 (2000m)
Top Speed [km/h] (Section)	62.1 (2000m)
Race State	Finished



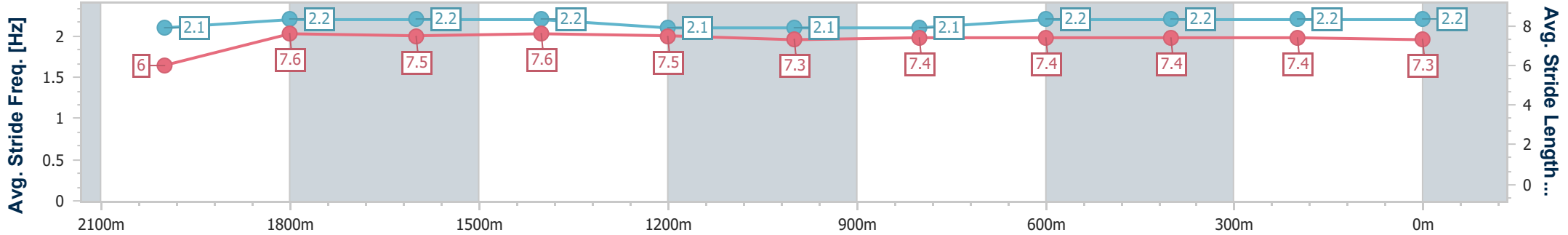
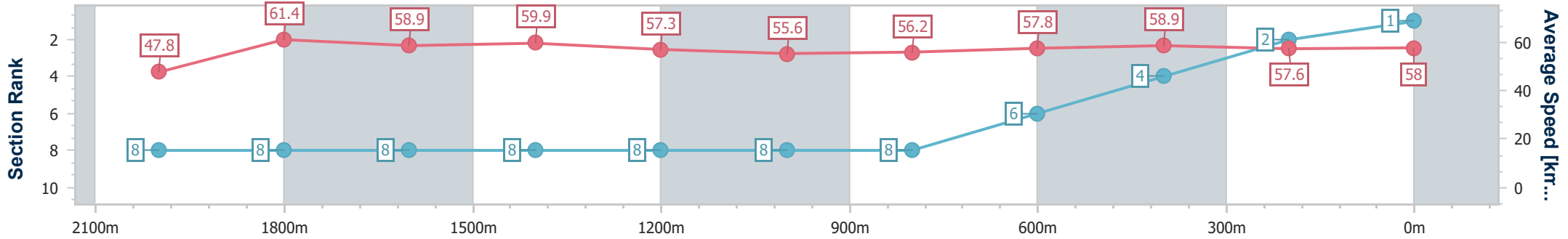
Ipswich QLD Professional  
Race 4: GREAT NORTHERN BENCHMARK 68 Handicap - 2180m



24 April 2024 - 13:46

Track Rating: Heavy 9, Weather: Fine, Rail Position: +6m

Section	Overall	2000m	1800m	1600m	1400m	1200m	1000m	800m	600m	400m	200m
Section Times	2:17.71 [1] (0:13.55)	2:04.16 [8] (0:11.71)	1:52.45 [8] (0:12.12)	1:40.33 [8] (0:12.04)	1:28.29 [8] (0:12.59)	1:15.70 [8] (0:13.00)	1:02.70 [8] (0:12.85)	0:49.85 [8] (0:12.54)	0:37.31 [6] (0:12.36)	0:24.95 [4] (0:12.54)	0:12.41 [2] (0:12.41)
Average Speed [km/h]	47.8	61.4	58.9	59.9	57.3	55.6	56.2	57.8	58.9	57.6	58.0
Top Speed [km/h]	61.8	62.1	59.4	61.3	58.5	56.0	57.2	59.3	59.8	59.0	59.2
Avg. Dist. to Rail [m]	4.2	0.7	1.3	0.3	0.4	1.1	1.9	2.1	2.5	2.6	2.2
Avg. Stride Freq. [Hz]	2.1	2.2	2.2	2.2	2.1	2.1	2.1	2.2	2.2	2.2	2.2
Avg. Stride Length [m]	6.0	7.6	7.5	7.6	7.5	7.3	7.4	7.4	7.4	7.4	7.3



- [ ] Ranking at each section and finish
- .-.- No data available at this section
- NA No data available



Horse/Jockey Name	Intentional Lass
Final Rank	2
Fastest Section Time (Section)	0:11.39 (2000m)
Top Speed [km/h] (Section)	64.5 (2000m)
Race State	Finished



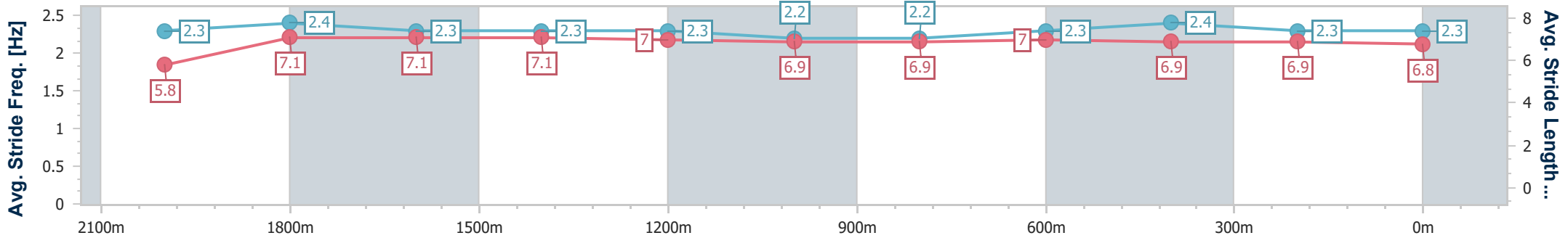
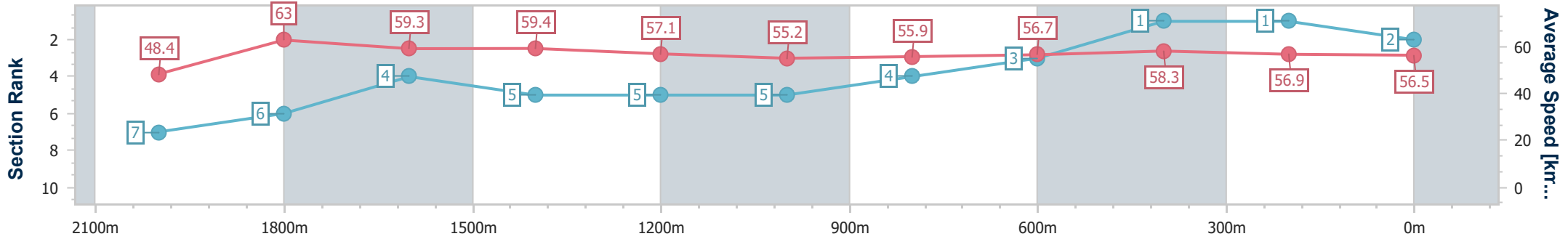
Ipswich QLD Professional  
Race 4: GREAT NORTHERN BENCHMARK 68 Handicap - 2180m



24 April 2024 - 13:46

Track Rating: Heavy 9, Weather: Fine, Rail Position: +6m

Section	Overall	2000m	1800m	1600m	1400m	1200m	1000m	800m	600m	400m	200m
Section Times	2:17.82 [2] (0:13.42)	2:04.40 [7] (0:11.39)	1:53.01 [6] (0:12.04)	1:40.97 [4] (0:12.11)	1:28.86 [5] (0:12.59)	1:16.27 [5] (0:13.04)	1:03.23 [5] (0:12.89)	0:50.34 [4] (0:12.68)	0:37.66 [3] (0:12.32)	0:25.34 [1] (0:12.62)	0:12.72 [1] (0:12.72)
Average Speed [km/h]	48.4	63.0	59.3	59.4	57.1	55.2	55.9	56.7	58.3	56.9	56.5
Top Speed [km/h]	61.4	64.5	61.9	60.5	58.8	55.8	56.7	58.7	59.7	57.5	57.5
Avg. Dist. to Rail [m]	5.8	1.0	1.2	0.2	0.5	0.4	0.1	0.2	0.5	0.8	0.8
Avg. Stride Freq. [Hz]	2.3	2.4	2.3	2.3	2.3	2.2	2.2	2.3	2.4	2.3	2.3
Avg. Stride Length [m]	5.8	7.1	7.1	7.1	7.0	6.9	6.9	7.0	6.9	6.9	6.8



- [ ] Ranking at each section and finish
- .-.- No data available at this section
- NA No data available



Horse/Jockey Name	Classique Gal
Final Rank	3
Fastest Section Time (Section)	0:11.64 (2000m)
Top Speed [km/h] (Section)	63.9 (2000m)
Race State	Finished



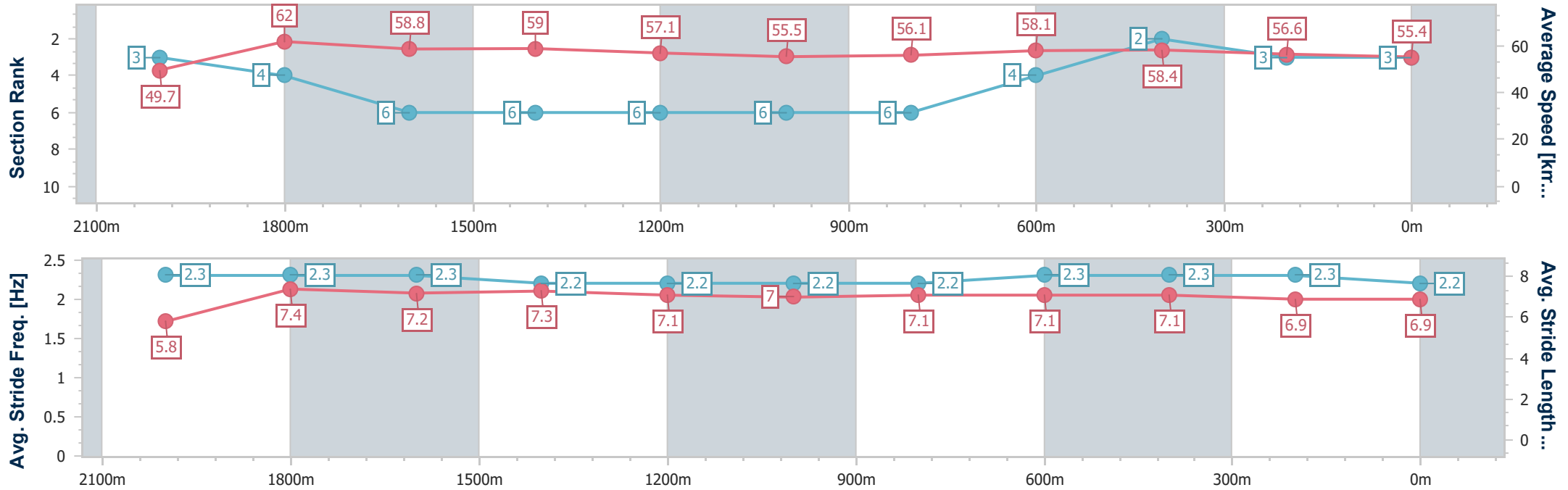
Ipswich QLD Professional  
Race 4: GREAT NORTHERN BENCHMARK 68 Handicap - 2180m



24 April 2024 - 13:46

Track Rating: Heavy 9, Weather: Fine, Rail Position: +6m

Section	Overall	2000m	1800m	1600m	1400m	1200m	1000m	800m	600m	400m	200m
Section Times	2:18.31 [3] (0:13.03)	2:05.28 [3] (0:11.64)	1:53.64 [4] (0:12.22)	1:41.42 [6] (0:12.23)	1:29.19 [6] (0:12.64)	1:16.55 [6] (0:13.04)	1:03.51 [6] (0:12.88)	0:50.63 [6] (0:12.50)	0:38.13 [4] (0:12.37)	0:25.76 [2] (0:12.76)	0:13.00 [3] (0:13.00)
Average Speed [km/h]	49.7	62.0	58.8	59.0	57.1	55.5	56.1	58.1	58.4	56.6	55.4
Top Speed [km/h]	62.3	63.9	61.1	60.0	58.8	56.2	56.8	59.4	59.7	57.4	56.9
Avg. Dist. to Rail [m]	1.1	0.1	0.4	1.2	1.1	0.9	1.2	1.6	1.4	1.7	2.5
Avg. Stride Freq. [Hz]	2.3	2.3	2.3	2.2	2.2	2.2	2.2	2.3	2.3	2.3	2.2
Avg. Stride Length [m]	5.8	7.4	7.2	7.3	7.1	7.0	7.1	7.1	7.1	6.9	6.9



- [ ] Ranking at each section and finish
- .-.- No data available at this section
- NA No data available



Horse/Jockey Name	Bringme
Final Rank	4
Fastest Section Time (Section)	0:11.72 (2000m)
Top Speed [km/h] (Section)	62.2 (2000m)
Race State	Finished



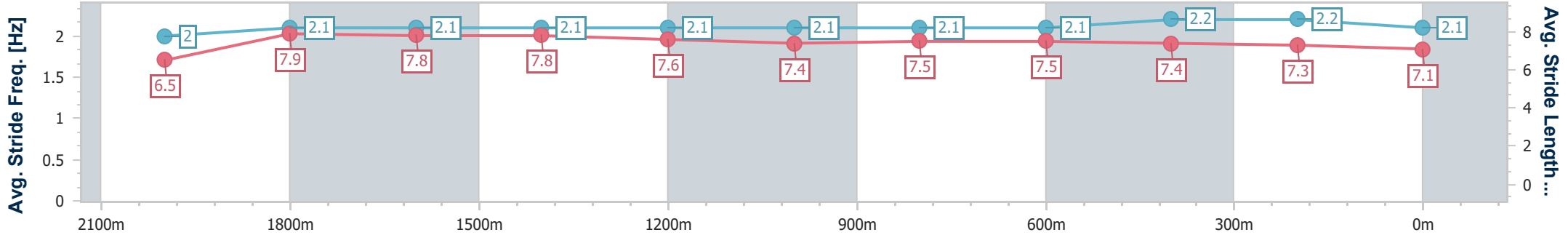
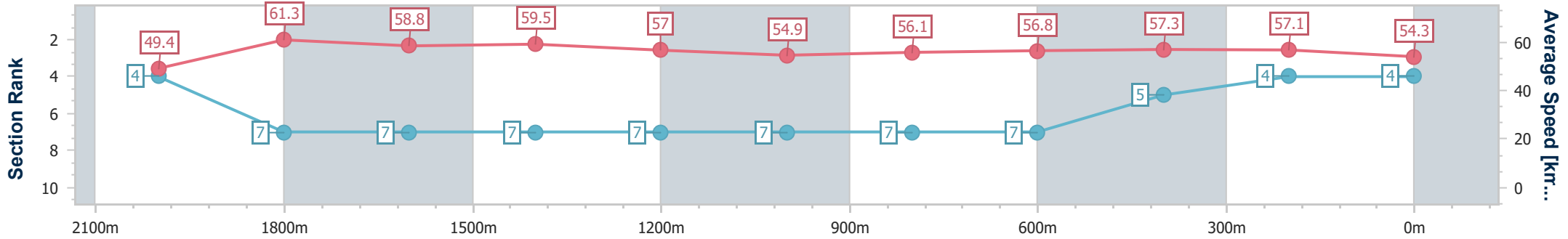
Ipswich QLD Professional  
Race 4: GREAT NORTHERN BENCHMARK 68 Handicap - 2180m



24 April 2024 - 13:46

Track Rating: Heavy 9, Weather: Fine, Rail Position: +6m

Section	Overall	2000m	1800m	1600m	1400m	1200m	1000m	800m	600m	400m	200m
Section Times	2:18.88 [4] (0:13.17)	2:05.71 [4] (0:11.72)	1:53.99 [7] (0:12.20)	1:41.79 [7] (0:12.11)	1:29.68 [7] (0:12.61)	1:17.07 [7] (0:13.13)	1:03.94 [7] (0:12.84)	0:51.10 [7] (0:12.70)	0:38.40 [7] (0:12.52)	0:25.88 [5] (0:12.63)	0:13.25 [4] (0:13.25)
Average Speed [km/h]	49.4	61.3	58.8	59.5	57.0	54.9	56.1	56.8	57.3	57.1	54.3
Top Speed [km/h]	61.2	62.2	60.1	61.0	58.7	55.7	57.2	57.9	58.6	57.5	56.9
Avg. Dist. to Rail [m]	3.0	0.4	0.4	0.4	0.2	0.3	0.2	0.4	0.1	0.9	0.8
Avg. Stride Freq. [Hz]	2.0	2.1	2.1	2.1	2.1	2.1	2.1	2.1	2.2	2.2	2.1
Avg. Stride Length [m]	6.5	7.9	7.8	7.8	7.6	7.4	7.5	7.5	7.4	7.3	7.1



- [ ] Ranking at each section and finish
- .-.- No data available at this section
- NA No data available



Horse/Jockey Name	Winter Thorn
Final Rank	5
Fastest Section Time (Section)	0:11.37 (2000m)
Top Speed [km/h] (Section)	65.0 (1800m)
Race State	Finished



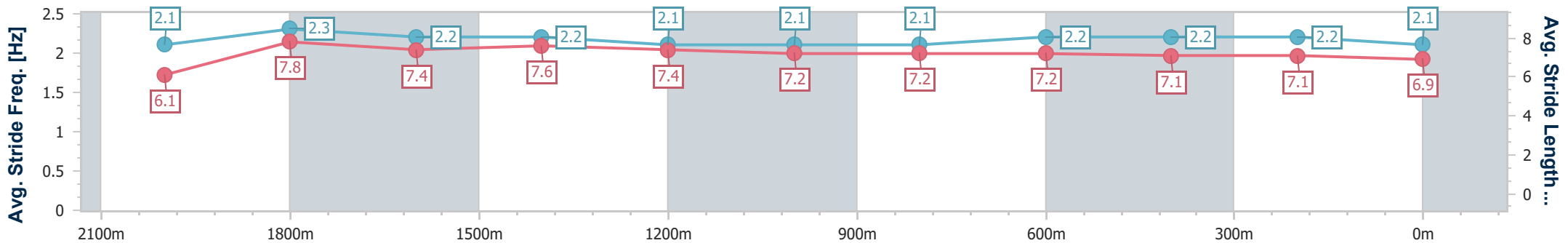
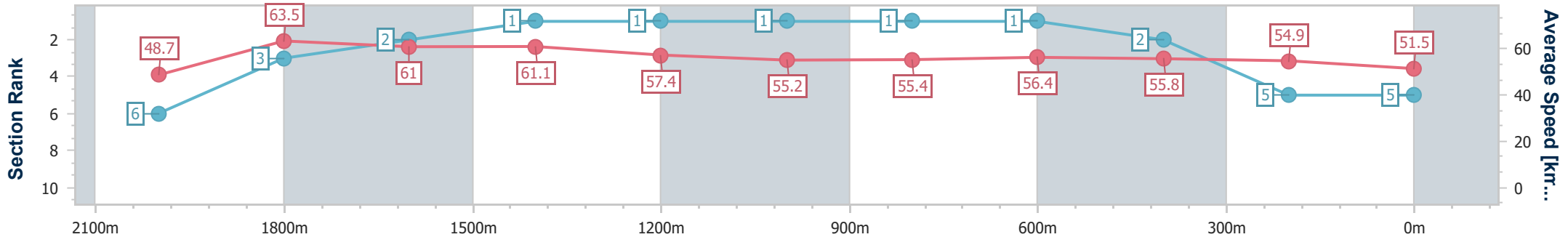
Ipswich QLD Professional  
Race 4: GREAT NORTHERN BENCHMARK 68 Handicap - 2180m



24 April 2024 - 13:46

Track Rating: Heavy 9, Weather: Fine, Rail Position: +6m

Section	Overall	2000m	1800m	1600m	1400m	1200m	1000m	800m	600m	400m	200m
Section Times	2:19.60 [5] (0:13.30)	2:06.30 [6] (0:11.37)	1:54.93 [3] (0:11.89)	1:43.04 [2] (0:11.81)	1:31.23 [1] (0:12.54)	1:18.69 [1] (0:13.05)	1:05.64 [1] (0:12.97)	0:52.67 [1] (0:12.76)	0:39.91 [1] (0:12.86)	0:27.05 [2] (0:13.09)	0:13.96 [5] (0:13.96)
Average Speed [km/h]	48.7	63.5	61.0	61.1	57.4	55.2	55.4	56.4	55.8	54.9	51.5
Top Speed [km/h]	63.5	64.2	65.0	62.0	59.8	56.0	55.8	57.1	56.5	55.7	54.1
Avg. Dist. to Rail [m]	8.3	4.1	1.5	2.1	0.2	0.2	0.3	0.3	0.8	0.7	0.8
Avg. Stride Freq. [Hz]	2.1	2.3	2.2	2.2	2.1	2.1	2.1	2.2	2.2	2.2	2.1
Avg. Stride Length [m]	6.1	7.8	7.4	7.6	7.4	7.2	7.2	7.2	7.1	7.1	6.9



- [ ] Ranking at each section and finish
- .-.- No data available at this section
- NA No data available



Horse/Jockey Name	Bump'n'run
Final Rank	6
Fastest Section Time (Section)	0:11.58 (2000m)
Top Speed [km/h] (Section)	63.3 (2000m)
Race State	Finished



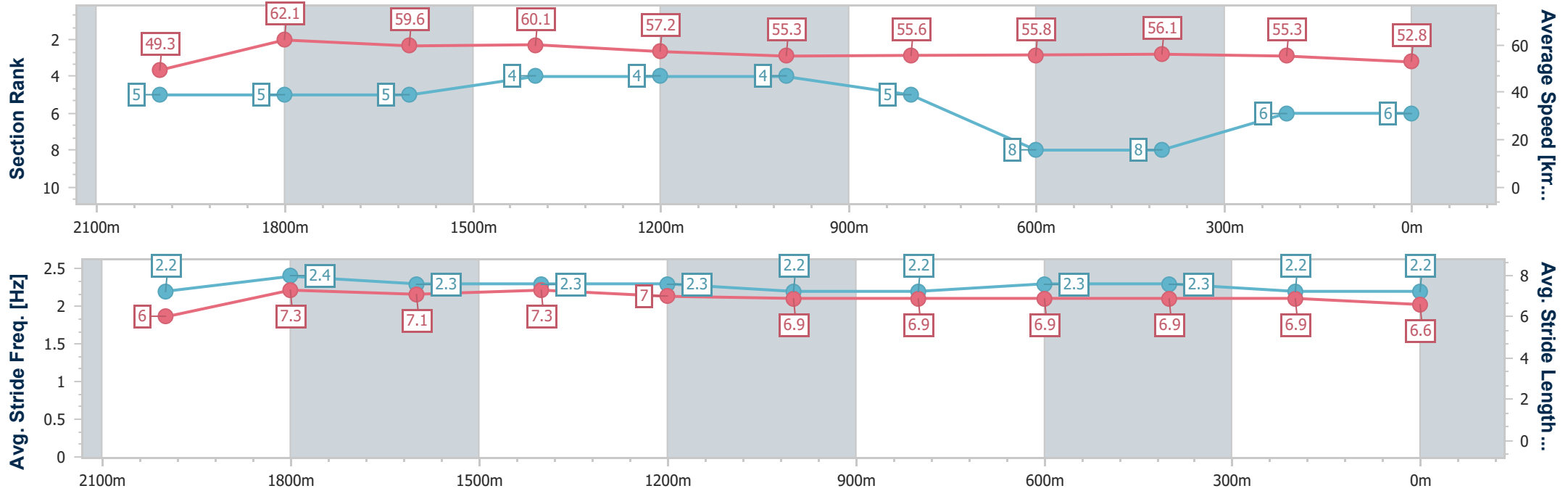
Ipswich QLD Professional  
Race 4: GREAT NORTHERN BENCHMARK 68 Handicap - 2180m



24 April 2024 - 13:46

Track Rating: Heavy 9, Weather: Fine, Rail Position: +6m

Section	Overall	2000m	1800m	1600m	1400m	1200m	1000m	800m	600m	400m	200m
Section Times	2:20.12 [6] (0:13.18)	2:06.94 [5] (0:11.58)	1:55.36 [5] (0:12.10)	1:43.26 [5] (0:12.00)	1:31.26 [4] (0:12.61)	1:18.65 [4] (0:13.07)	1:05.58 [4] (0:12.99)	0:52.59 [5] (0:12.96)	0:39.63 [8] (0:12.92)	0:26.71 [8] (0:13.12)	0:13.59 [6] (0:13.59)
Average Speed [km/h]	49.3	62.1	59.6	60.1	57.2	55.3	55.6	55.8	56.1	55.3	52.8
Top Speed [km/h]	61.8	63.3	61.3	60.9	58.5	56.0	56.0	56.9	57.3	55.8	56.1
Avg. Dist. to Rail [m]	4.8	1.3	0.4	1.6	0.8	1.0	1.2	0.9	1.7	1.8	1.0
Avg. Stride Freq. [Hz]	2.2	2.4	2.3	2.3	2.3	2.2	2.2	2.3	2.3	2.2	2.2
Avg. Stride Length [m]	6.0	7.3	7.1	7.3	7.0	6.9	6.9	6.9	6.9	6.9	6.6



- [ ] Ranking at each section and finish
- .-.- No data available at this section
- NA No data available





Horse/Jockey Name	Kasear
Final Rank	7
Fastest Section Time (Section)	0:11.54 (2000m)
Top Speed [km/h] (Section)	63.2 (2000m)
Race State	Finished



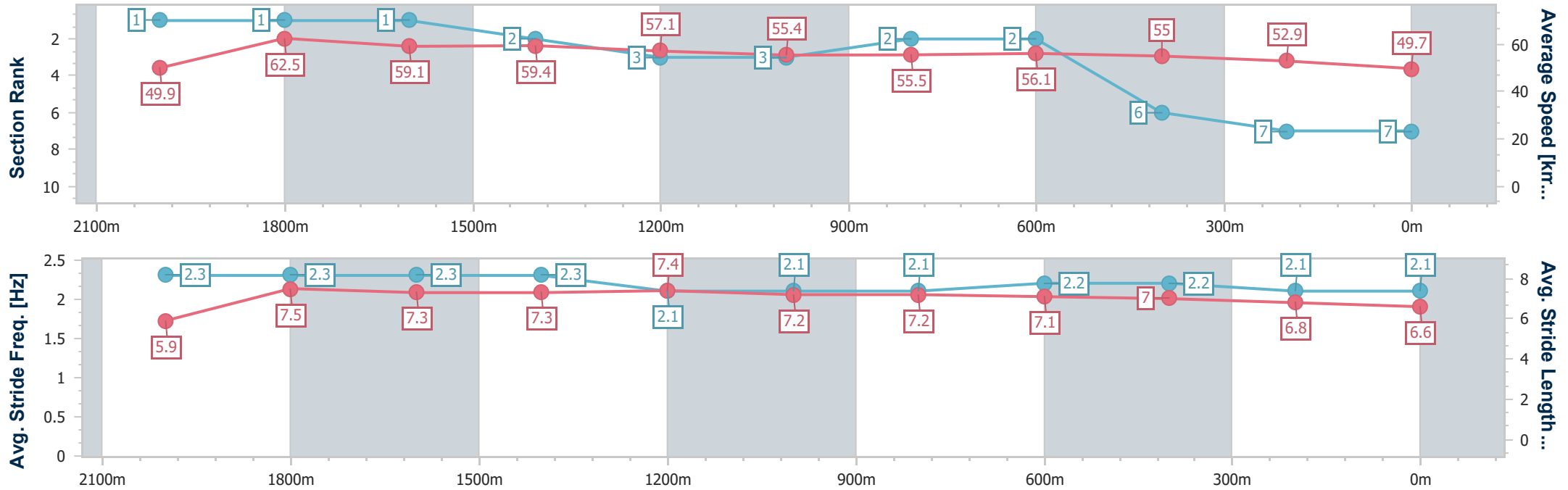
Ipswich QLD Professional  
Race 4: GREAT NORTHERN BENCHMARK 68 Handicap - 2180m



24 April 2024 - 13:46

Track Rating: Heavy 9, Weather: Fine, Rail Position: +6m

Section	Overall	2000m	1800m	1600m	1400m	1200m	1000m	800m	600m	400m	200m
Section Times	2:21.09 [7] (0:12.98)	2:08.11 [1] (0:11.54)	1:56.57 [1] (0:12.01)	1:44.56 [1] (0:12.09)	1:32.47 [2] (0:12.63)	1:19.84 [3] (0:13.03)	1:06.81 [3] (0:12.94)	0:53.87 [2] (0:12.83)	0:41.04 [2] (0:13.05)	0:27.99 [6] (0:13.53)	0:14.46 [7] (0:14.46)
Average Speed [km/h]	49.9	62.5	59.1	59.4	57.1	55.4	55.5	56.1	55.0	52.9	49.7
Top Speed [km/h]	62.2	63.2	61.2	60.7	58.5	55.7	56.7	56.6	55.8	53.9	52.7
Avg. Dist. to Rail [m]	0.8	1.4	1.7	0.7	0.1	0.2	0.2	0.5	0.8	0.7	0.4
Avg. Stride Freq. [Hz]	2.3	2.3	2.3	2.3	2.1	2.1	2.1	2.2	2.2	2.1	2.1
Avg. Stride Length [m]	5.9	7.5	7.3	7.3	7.4	7.2	7.2	7.1	7.0	6.8	6.6



- [ ] Ranking at each section and finish
- .-.- No data available at this section
- NA No data available



Horse/Jockey Name	Jetpack Verdi
Final Rank	8
Fastest Section Time (Section)	0:11.53 (2000m)
Top Speed [km/h] (Section)	63.2 (2000m)
Race State	Finished



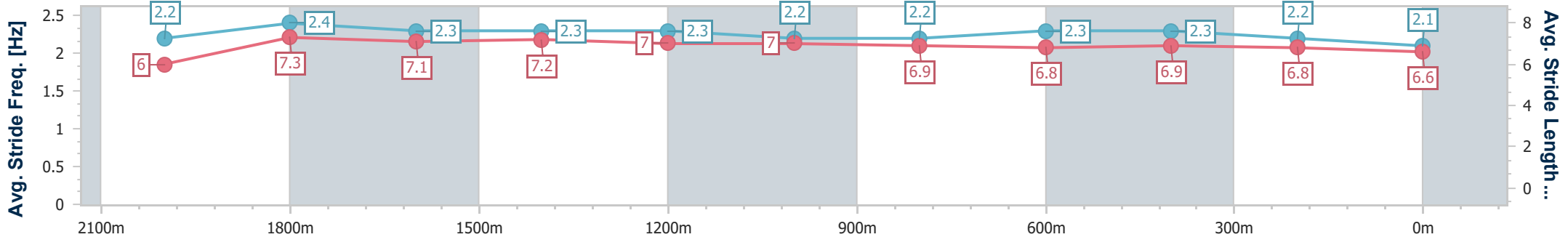
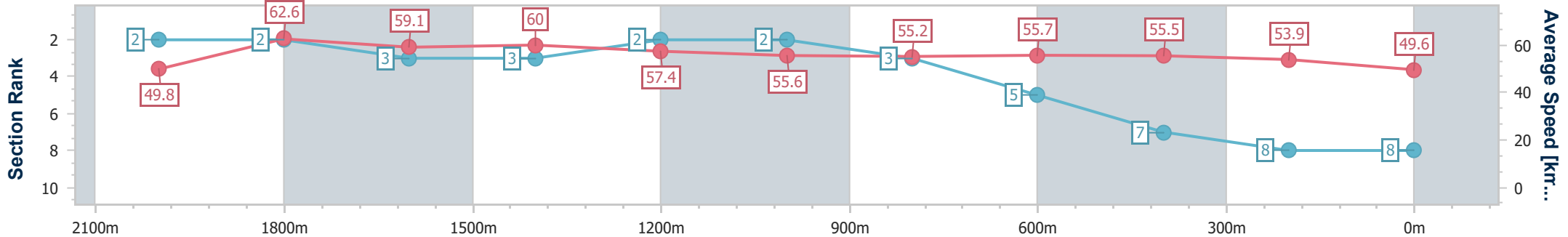
Ipswich QLD Professional  
Race 4: GREAT NORTHERN BENCHMARK 68 Handicap - 2180m



24 April 2024 - 13:46

Track Rating: Heavy 9, Weather: Fine, Rail Position: +6m

Section	Overall	2000m	1800m	1600m	1400m	1200m	1000m	800m	600m	400m	200m
Section Times	2:21.32 [8] (0:13.01)	2:08.31 [2] (0:11.53)	1:56.78 [2] (0:12.09)	1:44.69 [3] (0:12.03)	1:32.66 [3] (0:12.58)	1:20.08 [2] (0:13.03)	1:07.05 [2] (0:13.04)	0:54.01 [3] (0:12.96)	0:41.05 [5] (0:13.09)	0:27.96 [7] (0:13.44)	0:14.52 [8] (0:14.52)
Average Speed [km/h]	49.8	62.6	59.1	60.0	57.4	55.6	55.2	55.7	55.5	53.9	49.6
Top Speed [km/h]	62.3	63.2	61.2	60.4	59.4	56.1	55.8	57.0	56.9	55.3	53.8
Avg. Dist. to Rail [m]	1.8	0.6	0.6	0.8	0.9	0.7	0.7	0.7	2.3	1.8	1.8
Avg. Stride Freq. [Hz]	2.2	2.4	2.3	2.3	2.3	2.2	2.2	2.3	2.3	2.2	2.1
Avg. Stride Length [m]	6.0	7.3	7.1	7.2	7.0	7.0	6.9	6.8	6.9	6.8	6.6



- [ ] Ranking at each section and finish
- .-.- No data available at this section
- NA No data available