



Ipswich QLD Professional
Race 1: TAB IPSWICH CUP TICKETS ON SALE QTIS Two-Year-Old
Maiden Plate - 1100m
24 April 2024 - 12:01



Track Rating: Heavy 9, Weather: Fine, Rail Position: +6m

Section		Overall	1000m	800m	600m	400m	200m	Last 600m					
Field Times		1:05.19 (0:07.84)	0:57.35 (0:10.47)	0:46.88 (0:11.06)	0:35.82 (0:11.70)	0:24.12 (0:11.72)	0:12.40 (0:12.40)	0:35.82					
Rank	TAB Horse/Jockey	Barrier	Top Speed [km/h]	Fastest Section							Margin	Distance Travelled [m]	
1	1 BALASTIER Ryan Maloney	10	69.6	0:07.84	1:05.19 [1] (0:07.84)	0:57.35 [1] (0:10.47)	0:46.88 [1] (0:11.06)	0:35.82 [1] (0:11.70)	0:24.12 [1] (0:11.72)	0:12.40 [1] (0:12.40)	1:05.19	0:35.82	
2	12 VIALE Kyle Wilson-Taylor	1	69.4	0:07.86	1:05.84 [2] (0:07.86)	0:57.98 [2] (0:10.65)	0:47.33 [2] (0:11.13)	0:36.20 [2] (0:11.61)	0:24.59 [2] (0:11.89)	0:12.70 [2] (0:12.70)	3.82L	0:36.20	+0
3	6 STAPLETON Anthony Allen	3	67.7	0:08.30	1:06.39 [3] (0:08.30)	0:58.09 [6] (0:10.89)	0:47.20 [6] (0:11.02)	0:36.18 [4] (0:11.68)	0:24.50 [4] (0:12.00)	0:12.50 [3] (0:12.50)	7.08L	0:36.18	-1
4	11 TELLS ME TO Wanderson D'Avila	9	67.2	0:08.68	1:06.69 [4] (0:08.68)	0:58.01 [8] (0:11.00)	0:47.01 [8] (0:11.01)	0:36.00 [8] (0:11.47)	0:24.53 [6] (0:11.95)	0:12.58 [5] (0:12.58)	8.81L	0:36.00	-1
5	9 PLAY IT AS IT LAYS Tahlia Fenlon	2	67.4	0:07.90	1:07.07 [5] (0:07.90)	0:59.17 [3] (0:10.92)	0:48.25 [3] (0:11.22)	0:37.03 [3] (0:11.72)	0:25.31 [3] (0:12.26)	0:13.05 [4] (0:13.05)	11.09L	0:37.03	+3
6	2 GOLDEN SUN Damien Thornton	4	67.6	0:08.24	1:07.34 [6] (0:08.24)	0:59.10 [5] (0:10.87)	0:48.23 [4] (0:11.21)	0:37.02 [6] (0:11.70)	0:25.32 [5] (0:12.31)	0:13.01 [6] (0:13.01)	12.64L	0:37.02	+3
7	10 ROSE OF LIBERTY Madeleine Wishart	5	66.4	0:08.22	1:07.59 [7] (0:08.22)	0:59.37 [4] (0:11.18)	0:48.19 [7] (0:11.24)	0:36.95 [7] (0:11.71)	0:25.24 [8] (0:12.43)	0:12.81 [7] (0:12.81)	14.13L	0:36.95	+4
8	5 SIVO Noel Callow	6	68.2	0:08.34	1:09.66 [8] (0:08.34)	1:01.32 [7] (0:10.78)	0:50.54 [5] (0:11.14)	0:39.40 [5] (0:12.04)	0:27.36 [7] (0:13.26)	0:14.10 [8] (0:14.10)	26.33L	0:39.40	+5

Scratched: Calico Drifter (#8), Li'l Rex (#3), Oriente (#4), Accelerate Rapidly (#7)

[] Ranking at each section and finish
 -:-:- No data available at this section
 NA No data available

SCN Saddle cloth number
 DNF Did not finish
 DNT Did not track



Horse/Jockey Name	Balastier
Final Rank	1
Fastest Section Time (Section)	0:07.84 (Overall)
Top Speed [km/h] (Section)	69.6 (1000m)
Race State	Finished



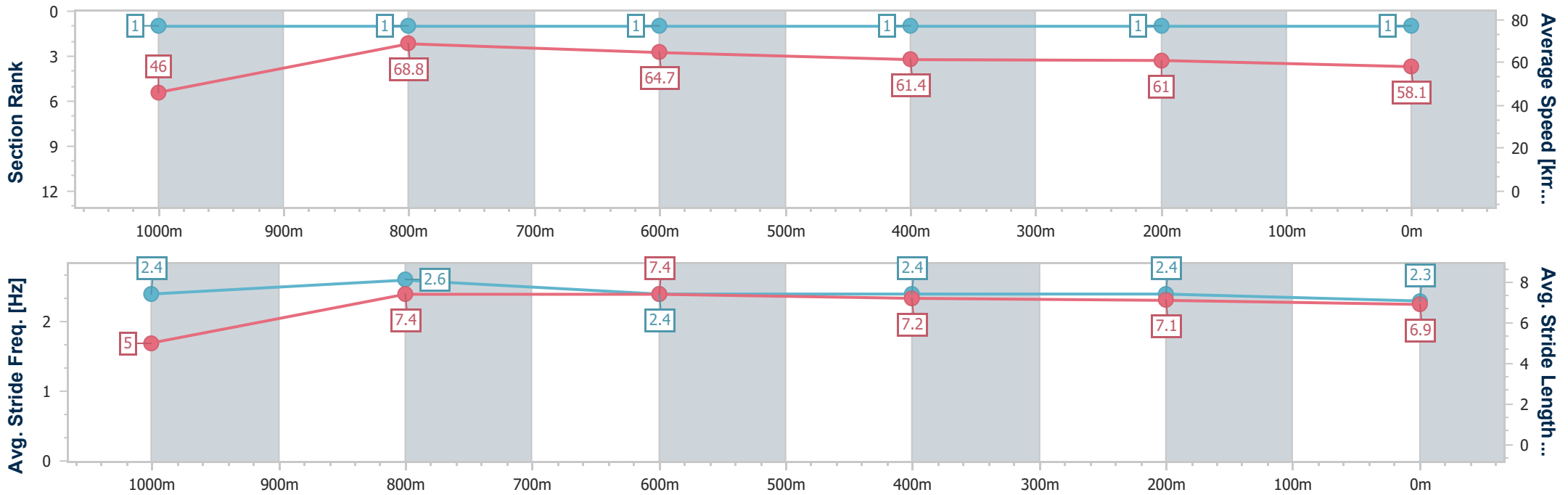
Ipswich QLD Professional
 Race 1: TAB IPSWICH CUP TICKETS ON SALE QTIS Two-Year-
 Old Maiden Plate - 1100m



24 April 2024 - 12:01

Track Rating: Heavy 9, Weather: Fine, Rail Position: +6m

Section	Overall	1000m	800m	600m	400m	200m
Section Times	1:05.19 [1] (0:07.84)	0:57.35 [1] (0:10.47)	0:46.88 [1] (0:11.06)	0:35.82 [1] (0:11.70)	0:24.12 [1] (0:11.72)	0:12.40 [1] (0:12.40)
Average Speed [km/h]	46.0	68.8	64.7	61.4	61.0	58.1
Top Speed [km/h]	66.7	69.6	67.7	63.1	62.1	61.3
Avg. Dist. to Rail [m]	6.5	1.1	1.0	0.7	1.2	0.8
Avg. Stride Freq. [Hz]	2.4	2.6	2.4	2.4	2.4	2.3
Avg. Stride Length [m]	5.0	7.4	7.4	7.2	7.1	6.9



- [] Ranking at each section and finish
- .-.- No data available at this section
- NA No data available



Horse/Jockey Name	Viale
Final Rank	2
Fastest Section Time (Section)	0:07.86 (Overall)
Top Speed [km/h] (Section)	69.4 (1000m)
Race State	Finished



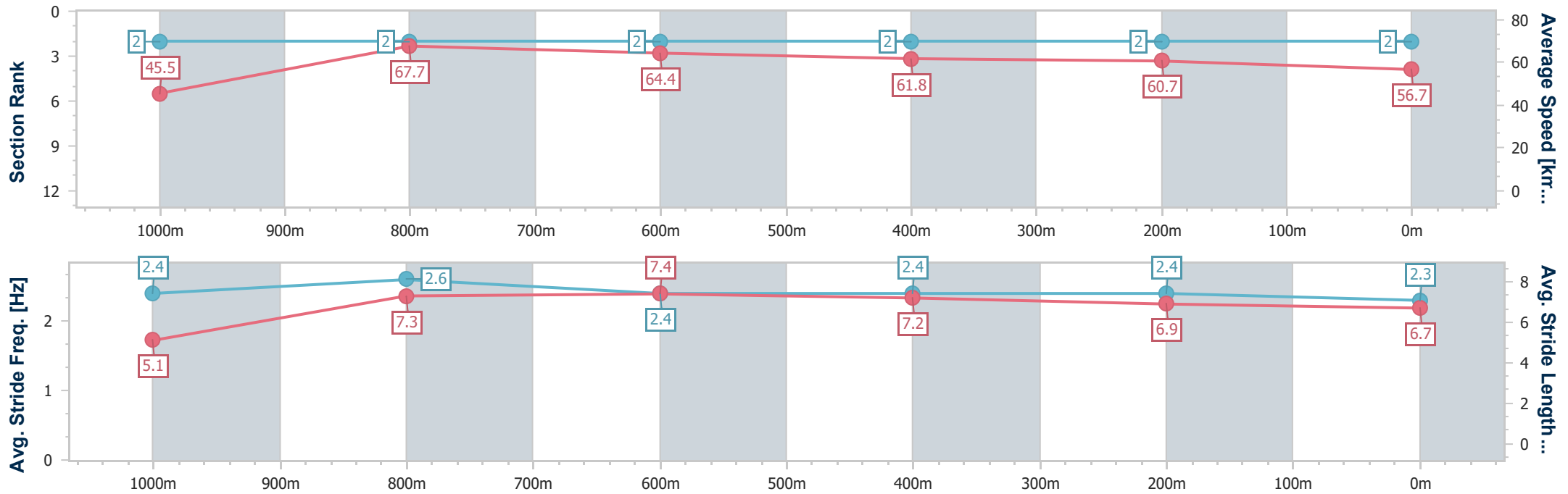
Ipswich QLD Professional
 Race 1: TAB IPSWICH CUP TICKETS ON SALE QTIS Two-Year-Old Maiden Plate - 1100m



24 April 2024 - 12:01

Track Rating: Heavy 9, Weather: Fine, Rail Position: +6m

Section	Overall	1000m	800m	600m	400m	200m
Section Times	1:05.84 [2] (0:07.86)	0:57.98 [2] (0:10.65)	0:47.33 [2] (0:11.13)	0:36.20 [2] (0:11.61)	0:24.59 [2] (0:11.89)	0:12.70 [2] (0:12.70)
Average Speed [km/h]	45.5	67.7	64.4	61.8	60.7	56.7
Top Speed [km/h]	65.8	69.4	67.3	62.6	61.5	59.5
Avg. Dist. to Rail [m]	1.6	0.5	0.9	0.9	0.9	1.5
Avg. Stride Freq. [Hz]	2.4	2.6	2.4	2.4	2.4	2.3
Avg. Stride Length [m]	5.1	7.3	7.4	7.2	6.9	6.7



- [] Ranking at each section and finish
- .-.- No data available at this section
- NA No data available



Horse/Jockey Name	Stapleton
Final Rank	3
Fastest Section Time (Section)	0:08.30 (Overall)
Top Speed [km/h] (Section)	67.7 (1000m)
Race State	Finished



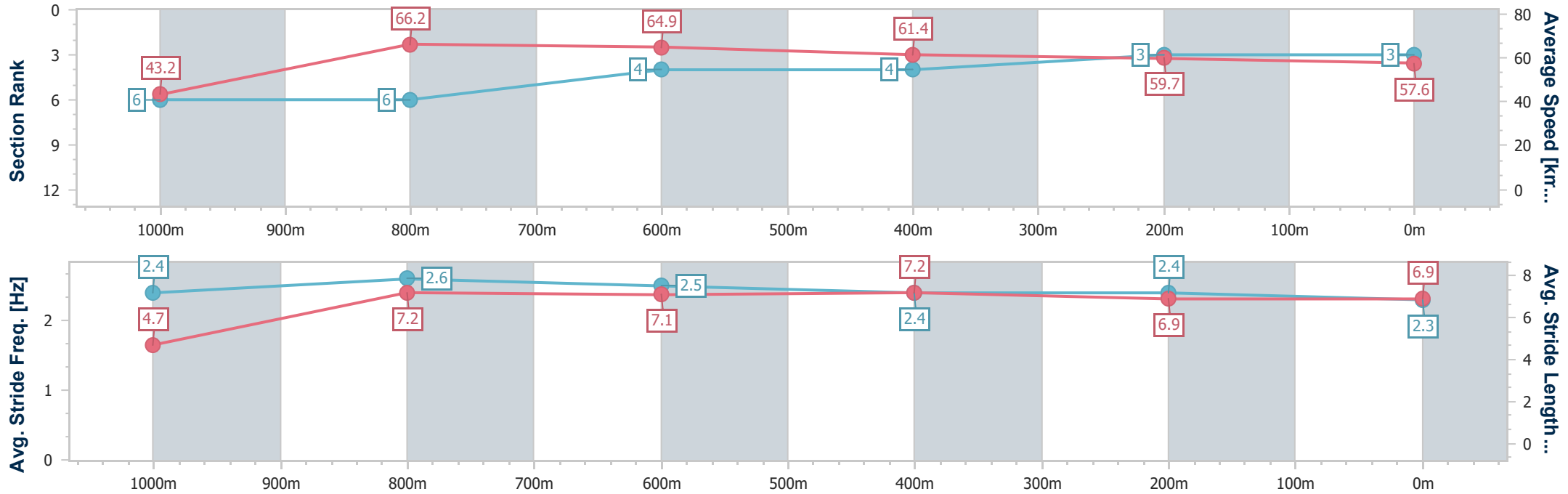
Ipswich QLD Professional
 Race 1: TAB IPSWICH CUP TICKETS ON SALE QTIS Two-Year-Old Maiden Plate - 1100m



24 April 2024 - 12:01

Track Rating: Heavy 9, Weather: Fine, Rail Position: +6m

Section	Overall	1000m	800m	600m	400m	200m
Section Times	1:06.39 [3] (0:08.30)	0:58.09 [6] (0:10.89)	0:47.20 [6] (0:11.02)	0:36.18 [4] (0:11.68)	0:24.50 [4] (0:12.00)	0:12.50 [3] (0:12.50)
Average Speed [km/h]	43.2	66.2	64.9	61.4	59.7	57.6
Top Speed [km/h]	63.9	67.7	66.6	63.2	60.6	58.8
Avg. Dist. to Rail [m]	3.8	0.6	1.3	1.4	1.0	1.0
Avg. Stride Freq. [Hz]	2.4	2.6	2.5	2.4	2.4	2.3
Avg. Stride Length [m]	4.7	7.2	7.1	7.2	6.9	6.9



- [] Ranking at each section and finish
- .-.- No data available at this section
- NA No data available



Horse/Jockey Name	Tells Me To
Final Rank	4
Fastest Section Time (Section)	0:08.68 (Overall)
Top Speed [km/h] (Section)	67.2 (1000m)
Race State	Finished



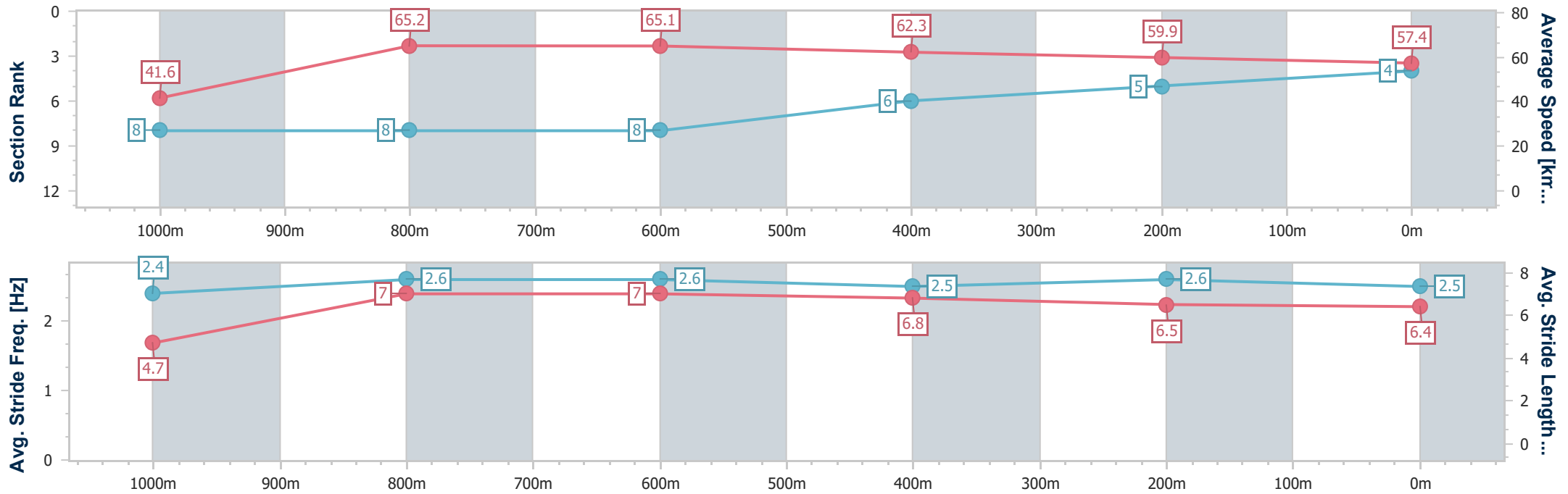
Ipswich QLD Professional
Race 1: TAB IPSWICH CUP TICKETS ON SALE QTIS Two-Year-Old Maiden Plate - 1100m



24 April 2024 - 12:01

Track Rating: Heavy 9, Weather: Fine, Rail Position: +6m

Section	Overall	1000m	800m	600m	400m	200m
Section Times	1:06.69 [4] (0:08.68)	0:58.01 [8] (0:11.00)	0:47.01 [8] (0:11.01)	0:36.00 [8] (0:11.47)	0:24.53 [6] (0:11.95)	0:12.58 [5] (0:12.58)
Average Speed [km/h]	41.6	65.2	65.1	62.3	59.9	57.4
Top Speed [km/h]	62.2	67.2	66.7	64.1	61.4	58.9
Avg. Dist. to Rail [m]	6.6	0.4	1.3	1.7	1.7	2.8
Avg. Stride Freq. [Hz]	2.4	2.6	2.6	2.5	2.6	2.5
Avg. Stride Length [m]	4.7	7.0	7.0	6.8	6.5	6.4



- [] Ranking at each section and finish
- .-.- No data available at this section
- NA No data available



Horse/Jockey Name	Play It As It Lays
Final Rank	5
Fastest Section Time (Section)	0:07.90 (Overall)
Top Speed [km/h] (Section)	67.4 (1000m)
Race State	Finished



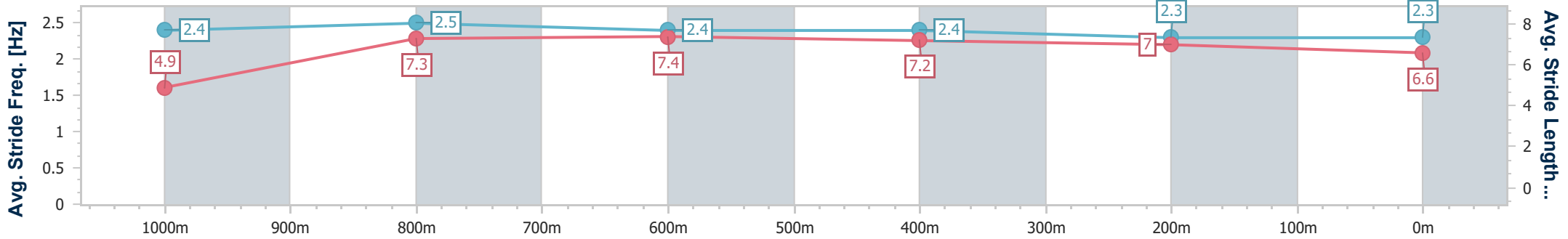
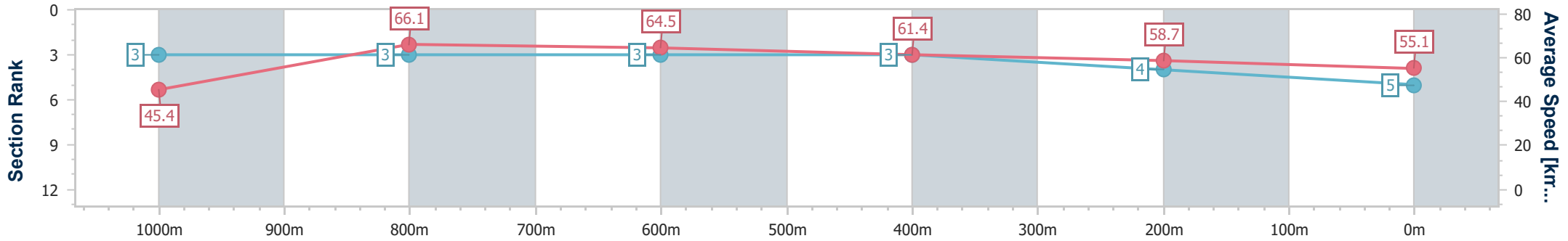
Ipswich QLD Professional
 Race 1: TAB IPSWICH CUP TICKETS ON SALE QTIS Two-Year-Old Maiden Plate - 1100m



24 April 2024 - 12:01

Track Rating: Heavy 9, Weather: Fine, Rail Position: +6m

Section	Overall	1000m	800m	600m	400m	200m
Section Times	1:07.07 [5] (0:07.90)	0:59.17 [3] (0:10.92)	0:48.25 [3] (0:11.22)	0:37.03 [3] (0:11.72)	0:25.31 [3] (0:12.26)	0:13.05 [4] (0:13.05)
Average Speed [km/h]	45.4	66.1	64.5	61.4	58.7	55.1
Top Speed [km/h]	64.6	67.4	66.1	63.1	59.7	57.9
Avg. Dist. to Rail [m]	3.6	1.4	0.3	0.3	0.9	2.1
Avg. Stride Freq. [Hz]	2.4	2.5	2.4	2.4	2.3	2.3
Avg. Stride Length [m]	4.9	7.3	7.4	7.2	7.0	6.6



- [] Ranking at each section and finish
- .-.- No data available at this section
- NA No data available



Horse/Jockey Name	Golden Sun
Final Rank	6
Fastest Section Time (Section)	0:08.24 (Overall)
Top Speed [km/h] (Section)	67.6 (1000m)
Race State	Finished



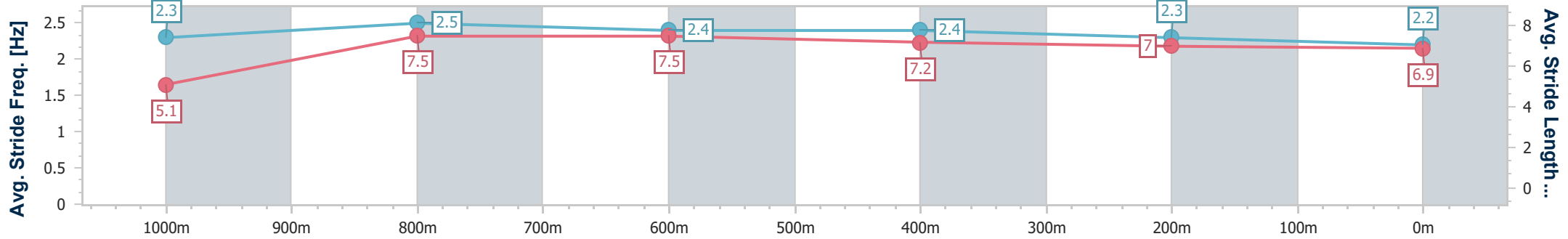
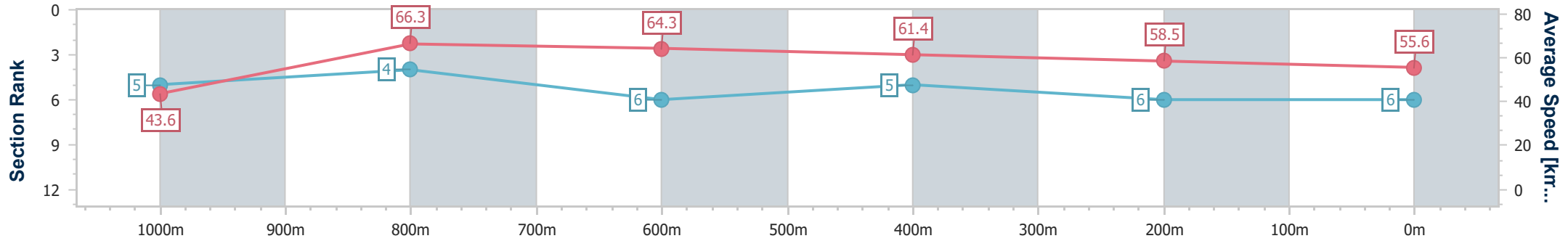
Ipswich QLD Professional
 Race 1: TAB IPSWICH CUP TICKETS ON SALE QTIS Two-Year-
 Old Maiden Plate - 1100m



24 April 2024 - 12:01

Track Rating: Heavy 9, Weather: Fine, Rail Position: +6m

Section	Overall	1000m	800m	600m	400m	200m
Section Times	1:07.34 [6] (0:08.24)	0:59.10 [5] (0:10.87)	0:48.23 [4] (0:11.21)	0:37.02 [6] (0:11.70)	0:25.32 [5] (0:12.31)	0:13.01 [6] (0:13.01)
Average Speed [km/h]	43.6	66.3	64.3	61.4	58.5	55.6
Top Speed [km/h]	63.6	67.6	66.6	62.8	59.8	57.0
Avg. Dist. to Rail [m]	5.2	1.9	0.4	0.5	1.5	3.4
Avg. Stride Freq. [Hz]	2.3	2.5	2.4	2.4	2.3	2.2
Avg. Stride Length [m]	5.1	7.5	7.5	7.2	7.0	6.9



- [] Ranking at each section and finish
- .-.- No data available at this section
- NA No data available



Horse/Jockey Name	Rose Of Liberty
Final Rank	7
Fastest Section Time (Section)	0:08.22 (Overall)
Top Speed [km/h] (Section)	66.4 (1000m)
Race State	Finished



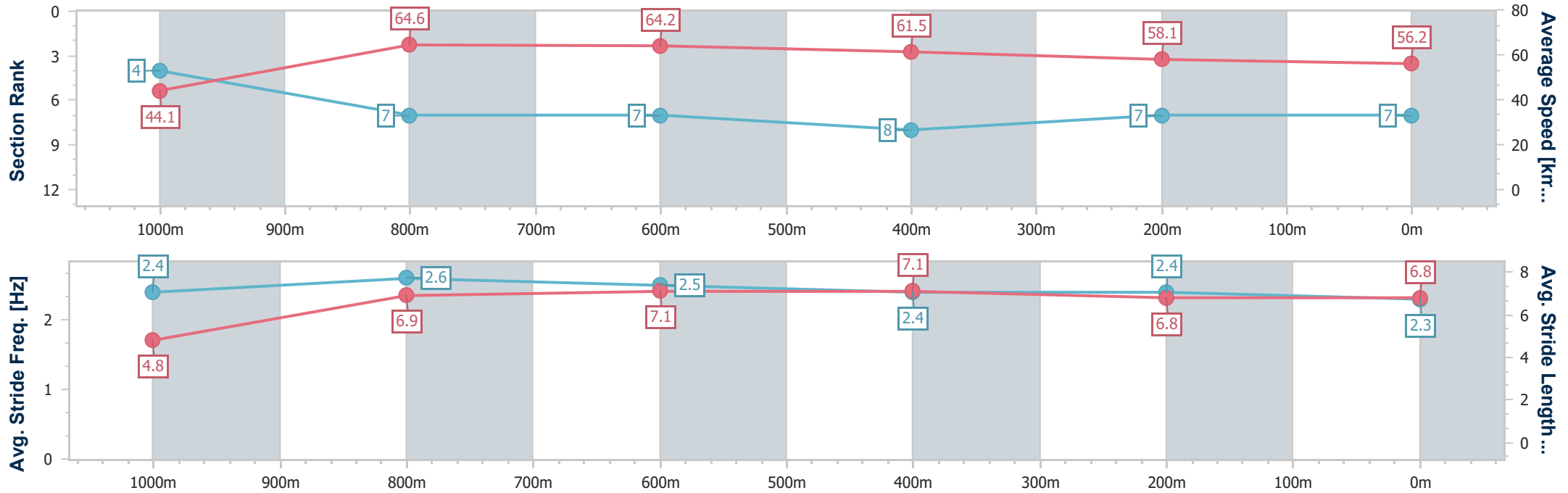
Ipswich QLD Professional
Race 1: TAB IPSWICH CUP TICKETS ON SALE QTIS Two-Year-Old Maiden Plate - 1100m



24 April 2024 - 12:01

Track Rating: Heavy 9, Weather: Fine, Rail Position: +6m

Section	Overall	1000m	800m	600m	400m	200m
Section Times	1:07.59 [7] (0:08.22)	0:59.37 [4] (0:11.18)	0:48.19 [7] (0:11.24)	0:36.95 [7] (0:11.71)	0:25.24 [8] (0:12.43)	0:12.81 [7] (0:12.81)
Average Speed [km/h]	44.1	64.6	64.2	61.5	58.1	56.2
Top Speed [km/h]	61.2	66.4	66.0	63.0	59.4	57.2
Avg. Dist. to Rail [m]	5.5	2.5	0.9	0.4	1.5	2.3
Avg. Stride Freq. [Hz]	2.4	2.6	2.5	2.4	2.4	2.3
Avg. Stride Length [m]	4.8	6.9	7.1	7.1	6.8	6.8



- [] Ranking at each section and finish
- .-.- No data available at this section
- NA No data available



Horse/Jockey Name	Sivo
Final Rank	8
Fastest Section Time (Section)	0:08.34 (Overall)
Top Speed [km/h] (Section)	68.2 (1000m)
Race State	Finished



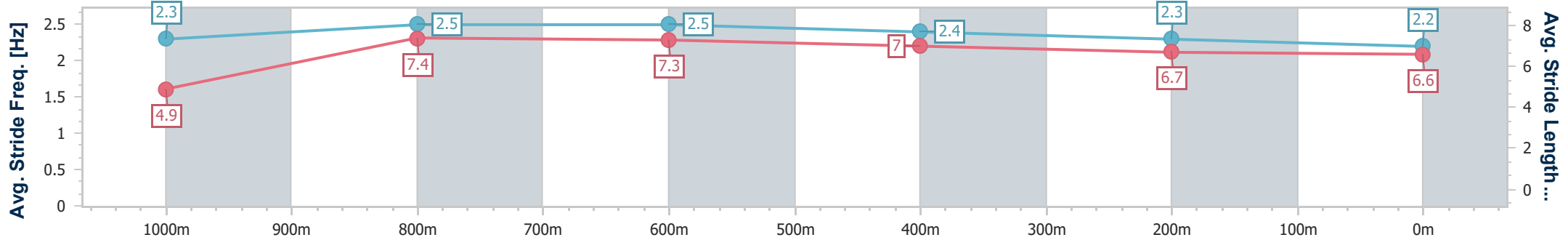
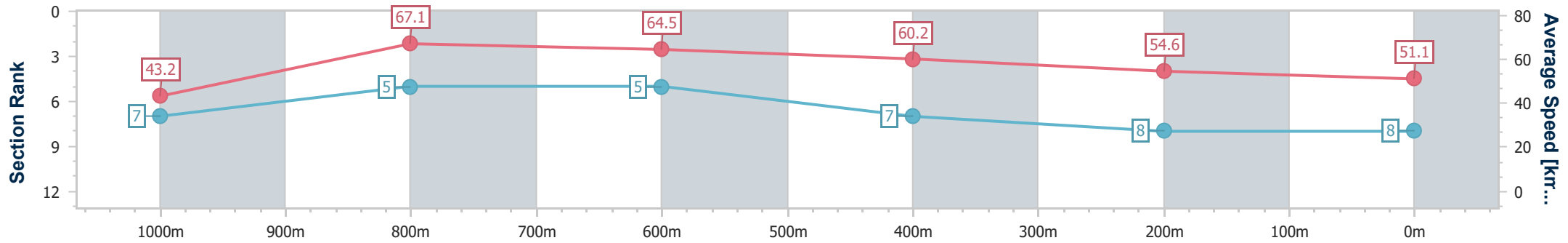
Ipswich QLD Professional
 Race 1: TAB IPSWICH CUP TICKETS ON SALE QTIS Two-Year-Old Maiden Plate - 1100m



24 April 2024 - 12:01

Track Rating: Heavy 9, Weather: Fine, Rail Position: +6m

Section	Overall	1000m	800m	600m	400m	200m
Section Times	1:09.66 [8] (0:08.34)	1:01.32 [7] (0:10.78)	0:50.54 [5] (0:11.14)	0:39.40 [5] (0:12.04)	0:27.36 [7] (0:13.26)	0:14.10 [8] (0:14.10)
Average Speed [km/h]	43.2	67.1	64.5	60.2	54.6	51.1
Top Speed [km/h]	63.6	68.2	66.6	62.5	57.5	53.5
Avg. Dist. to Rail [m]	5.3	2.1	0.2	1.4	1.9	2.1
Avg. Stride Freq. [Hz]	2.3	2.5	2.5	2.4	2.3	2.2
Avg. Stride Length [m]	4.9	7.4	7.3	7.0	6.7	6.6



- [] Ranking at each section and finish
- .-.- No data available at this section
- NA No data available



Ipswich QLD Professional

Race 2: RAY WHITE IPSWICH QTIS Two-Year-Old Maiden Plate - 1100m

24 April 2024 - 12:36



Track Rating: Heavy 9, Weather: Fine, Rail Position: +6m

Section		Field Times											Last 600m	
		Overall	1000m	800m	600m	400m	200m						0:36.16	
		1:06.32 (0:07.99)	0:58.33 (0:10.85)	0:47.48 (0:11.32)	0:36.16 (0:12.19)	0:23.97 (0:12.17)	0:11.80 (0:11.80)							
Rank	TAB	Horse/Jockey	Barrier	Top Speed [km/h]	Fastest Section								Margin	Distance Travelled [m]
1	12	WALSH BAY Justin Huxtable	6	67.6	0:08.10	1:06.32 [1] (0:08.10)	0:58.22 [4] (0:11.11)	0:47.11 [5] (0:11.25)	0:35.86 [4] (0:12.24)	0:23.62 [3] (0:11.94)	0:11.68 [3] (0:11.68)	1:06.32	0:35.86	
2	2	I'M HEROIC James Orman	1	67.2	0:08.18	1:06.36 [2] (0:08.18)	0:58.18 [5] (0:10.74)	0:47.44 [2] (0:11.24)	0:36.20 [1] (0:12.19)	0:24.01 [1] (0:12.17)	0:11.84 [1] (0:11.84)	0.23L	0:36.20	-4
3	6	THREE TEES Ryan Maloney	7	65.6	0:08.36	1:06.80 [3] (0:08.36)	0:58.44 [7] (0:11.23)	0:47.21 [6] (0:11.22)	0:35.99 [6] (0:12.05)	0:23.94 [6] (0:12.11)	0:11.83 [6] (0:11.83)	2.81L	0:35.99	+1
4	4	RUNAWAY TYCOON Cejay Graham	12	66.7	0:08.07	1:06.92 [4] (0:08.07)	0:58.85 [2] (0:11.11)	0:47.74 [4] (0:11.43)	0:36.31 [5] (0:12.18)	0:24.13 [5] (0:12.09)	0:12.04 [5] (0:12.04)	3.56L	0:36.31	+5
5	8	WILL IT SNOW Michael Cahill	4	67.3	0:08.08	1:06.99 [5] (0:08.08)	0:58.91 [3] (0:10.94)	0:47.97 [3] (0:11.44)	0:36.53 [3] (0:12.24)	0:24.29 [3] (0:12.05)	0:12.24 [4] (0:12.24)	3.97L	0:36.53	+4
6	7	UNEGA WAHY'A Madeleine Wishart	8	68.2	0:07.99	1:07.06 [6] (0:07.99)	0:59.07 [1] (0:10.85)	0:48.22 [1] (0:11.36)	0:36.86 [2] (0:12.24)	0:24.62 [2] (0:12.18)	0:12.44 [2] (0:12.44)	4.39L	0:36.86	+3
7	11	BONFIRE SPARK Mark Du Plessis	10	65.0	0:08.54	1:07.49 [7] (0:08.54)	0:58.95 [8] (0:11.37)	0:47.58 [8] (0:11.33)	0:36.25 [8] (0:11.89)	0:24.36 [8] (0:12.43)	0:11.93 [9] (0:11.93)	6.9L	0:36.25	+6
8	9	AIN'T TELLIN Andrew Mallyon	3	64.4	0:08.29	1:07.52 [8] (0:08.29)	0:59.23 [6] (0:11.32)	0:47.91 [7] (0:11.41)	0:36.50 [7] (0:12.00)	0:24.50 [7] (0:12.30)	0:12.20 [8] (0:12.20)	7.06L	0:36.50	+4
9	5	STEEVEE WONDERFUL Damien Thornton	2	64.6	0:08.90	1:08.16 [9] (0:08.90)	0:59.26 [9] (0:11.28)	0:47.98 [9] (0:11.21)	0:36.77 [9] (0:11.83)	0:24.94 [9] (0:12.08)	0:12.86 [7] (0:12.86)	10.83L	0:36.77	-1

Scratched: Boomtown Boss (#1), Mine Kart Carnage (#3), Banksia Beach (#10)

[] Ranking at each section and finish
 -:-:- No data available at this section
 NA No data available

SCN Saddle cloth number
 DNF Did not finish
 DNT Did not track



Horse/Jockey Name	Walsh Bay
Final Rank	1
Fastest Section Time (Section)	0:08.10 (Overall)
Top Speed [km/h] (Section)	67.6 (1000m)
Race State	Finished



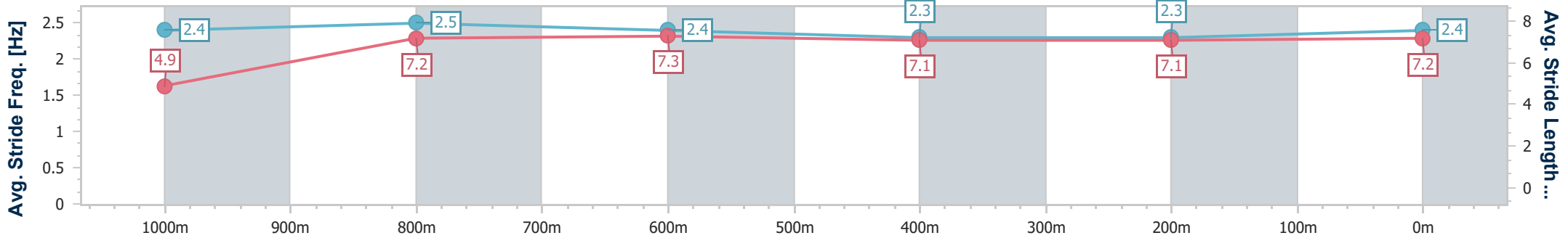
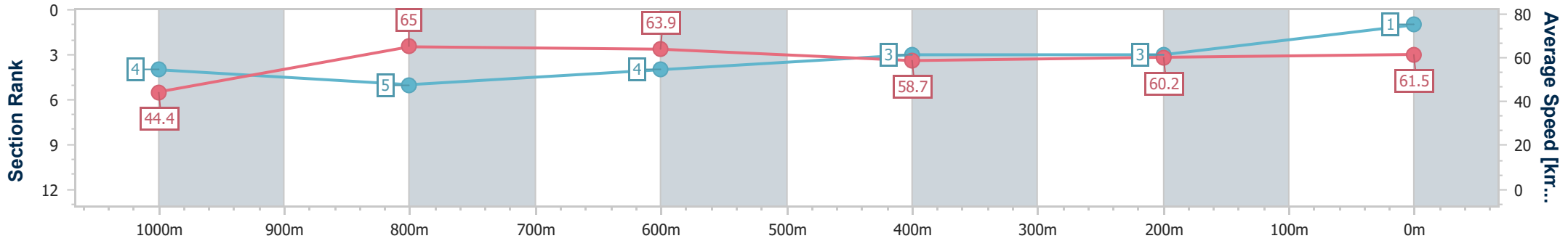
Ipswich QLD Professional
Race 2: RAY WHITE IPSWICH QTIS Two-Year-Old Maiden Plate - 1100m



24 April 2024 - 12:36

Track Rating: Heavy 9, Weather: Fine, Rail Position: +6m

Section	Overall	1000m	800m	600m	400m	200m
Section Times	1:06.32 [1] (0:08.10)	0:58.22 [4] (0:11.11)	0:47.11 [5] (0:11.25)	0:35.86 [4] (0:12.24)	0:23.62 [3] (0:11.94)	0:11.68 [3] (0:11.68)
Average Speed [km/h]	44.4	65.0	63.9	58.7	60.2	61.5
Top Speed [km/h]	61.6	67.6	65.9	60.6	63.9	63.6
Avg. Dist. to Rail [m]	4.2	1.9	0.5	0.7	0.6	1.0
Avg. Stride Freq. [Hz]	2.4	2.5	2.4	2.3	2.3	2.4
Avg. Stride Length [m]	4.9	7.2	7.3	7.1	7.1	7.2



- [] Ranking at each section and finish
- .-.- No data available at this section
- NA No data available



Horse/Jockey Name	I'm Heroic
Final Rank	2
Fastest Section Time (Section)	0:08.18 (Overall)
Top Speed [km/h] (Section)	67.2 (1000m)
Race State	Finished



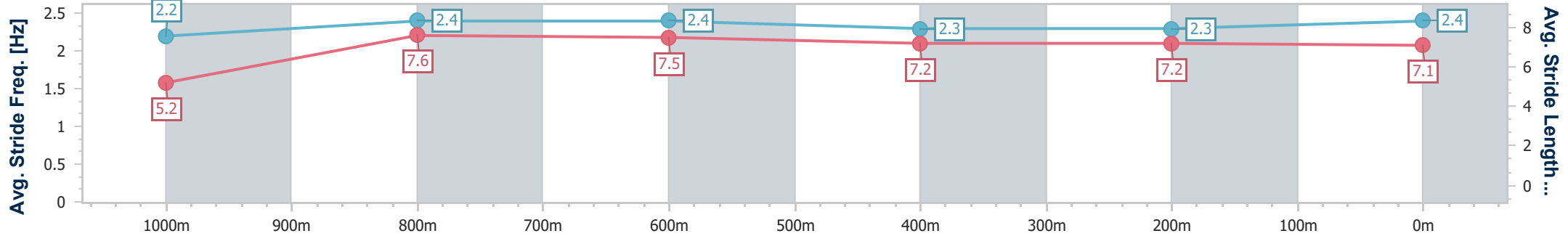
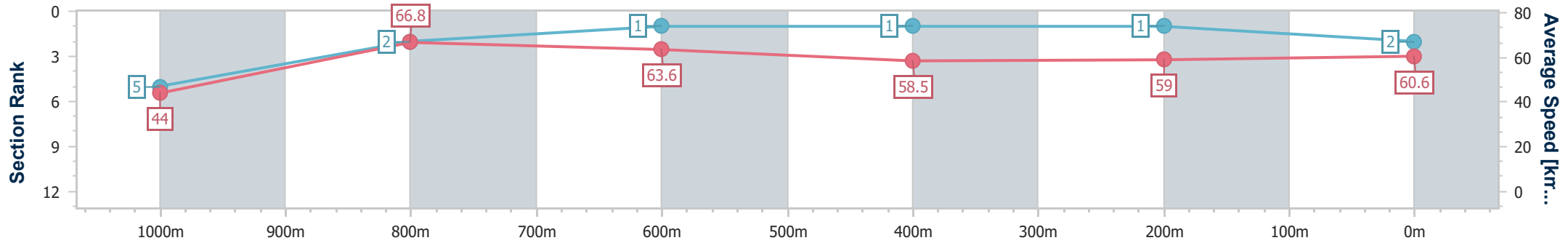
Ipswich QLD Professional
Race 2: RAY WHITE IPSWICH QTIS Two-Year-Old Maiden Plate - 1100m



24 April 2024 - 12:36

Track Rating: Heavy 9, Weather: Fine, Rail Position: +6m

Section	Overall	1000m	800m	600m	400m	200m
Section Times	1:06.36 [2] (0:08.18)	0:58.18 [5] (0:10.74)	0:47.44 [2] (0:11.24)	0:36.20 [1] (0:12.19)	0:24.01 [1] (0:12.17)	0:11.84 [1] (0:11.84)
Average Speed [km/h]	44.0	66.8	63.6	58.5	59.0	60.6
Top Speed [km/h]	65.0	67.2	65.8	60.9	60.6	63.2
Avg. Dist. to Rail [m]	1.9	1.0	1.9	1.8	1.3	2.0
Avg. Stride Freq. [Hz]	2.2	2.4	2.4	2.3	2.3	2.4
Avg. Stride Length [m]	5.2	7.6	7.5	7.2	7.2	7.1



- [] Ranking at each section and finish
- .-.- No data available at this section
- NA No data available



Horse/Jockey Name	Three Tees
Final Rank	3
Fastest Section Time (Section)	0:08.36 (Overall)
Top Speed [km/h] (Section)	65.6 (1000m)
Race State	Finished



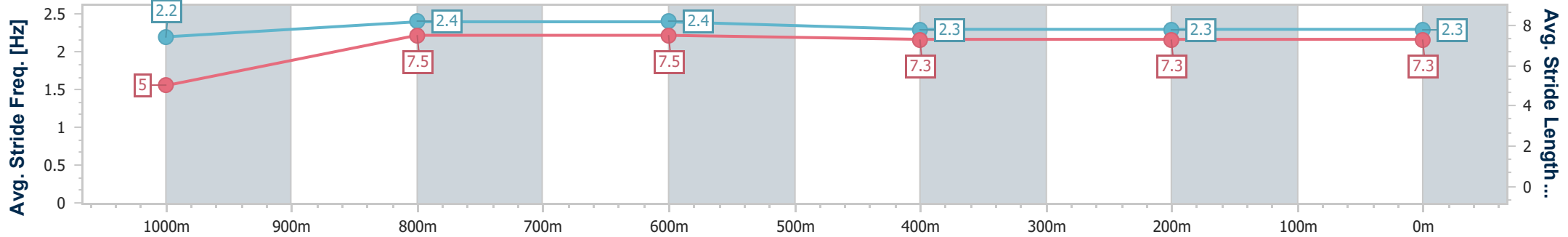
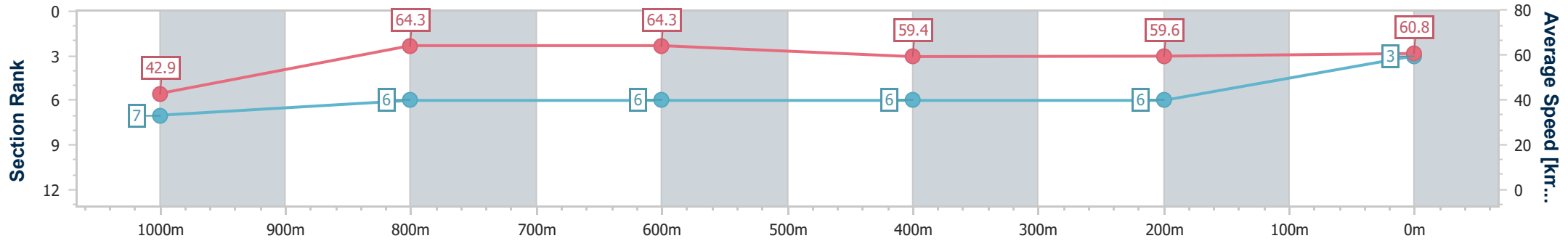
Ipswich QLD Professional
Race 2: RAY WHITE IPSWICH QTIS Two-Year-Old Maiden Plate
- 1100m



24 April 2024 - 12:36

Track Rating: Heavy 9, Weather: Fine, Rail Position: +6m

Section	Overall	1000m	800m	600m	400m	200m
Section Times	1:06.80 [3] (0:08.36)	0:58.44 [7] (0:11.23)	0:47.21 [6] (0:11.22)	0:35.99 [6] (0:12.05)	0:23.94 [6] (0:12.11)	0:11.83 [6] (0:11.83)
Average Speed [km/h]	42.9	64.3	64.3	59.4	59.6	60.8
Top Speed [km/h]	61.6	65.6	65.2	62.1	61.1	61.9
Avg. Dist. to Rail [m]	5.4	1.1	0.4	0.8	0.5	0.5
Avg. Stride Freq. [Hz]	2.2	2.4	2.4	2.3	2.3	2.3
Avg. Stride Length [m]	5.0	7.5	7.5	7.3	7.3	7.3



- [] Ranking at each section and finish
- .-.- No data available at this section
- NA No data available



Horse/Jockey Name	Runaway Tycoon
Final Rank	4
Fastest Section Time (Section)	0:08.07 (Overall)
Top Speed [km/h] (Section)	66.7 (1000m)
Race State	Finished



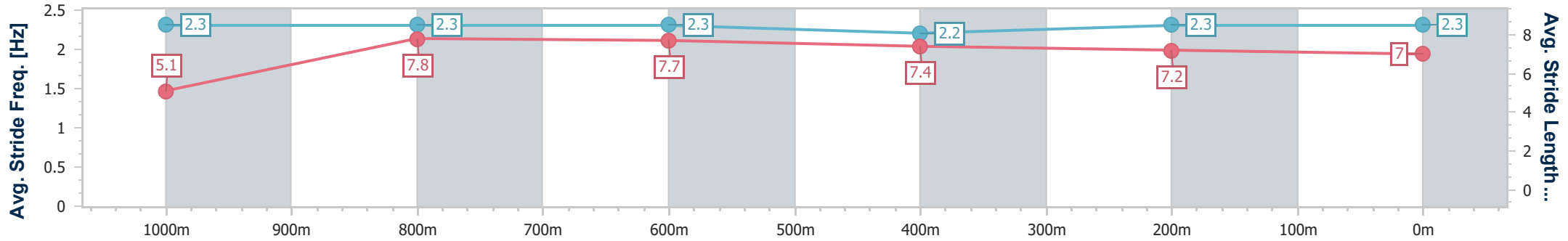
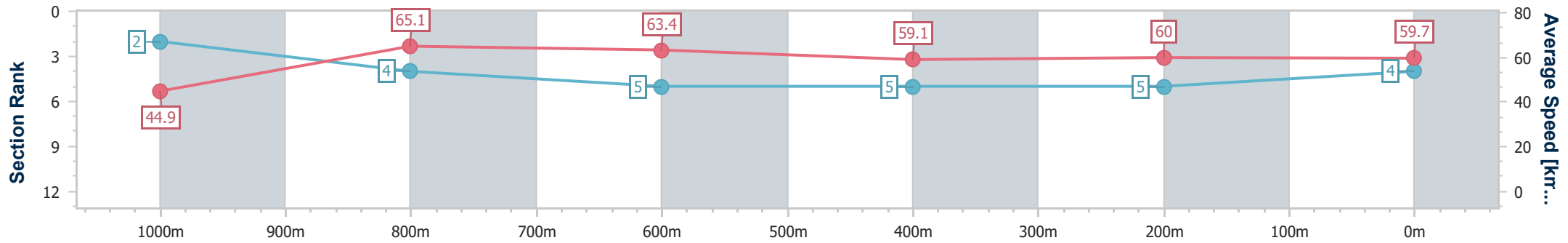
Ipswich QLD Professional
Race 2: RAY WHITE IPSWICH QTIS Two-Year-Old Maiden Plate - 1100m



24 April 2024 - 12:36

Track Rating: Heavy 9, Weather: Fine, Rail Position: +6m

Section	Overall	1000m	800m	600m	400m	200m
Section Times	1:06.92 [4] (0:08.07)	0:58.85 [2] (0:11.11)	0:47.74 [4] (0:11.43)	0:36.31 [5] (0:12.18)	0:24.13 [5] (0:12.09)	0:12.04 [5] (0:12.04)
Average Speed [km/h]	44.9	65.1	63.4	59.1	60.0	59.7
Top Speed [km/h]	65.2	66.7	65.2	60.0	61.7	62.0
Avg. Dist. to Rail [m]	9.0	3.5	0.9	0.4	2.5	4.4
Avg. Stride Freq. [Hz]	2.3	2.3	2.3	2.2	2.3	2.3
Avg. Stride Length [m]	5.1	7.8	7.7	7.4	7.2	7.0



- [] Ranking at each section and finish
- .-.- No data available at this section
- NA No data available



Horse/Jockey Name	Will It Snow
Final Rank	5
Fastest Section Time (Section)	0:08.08 (Overall)
Top Speed [km/h] (Section)	67.3 (1000m)
Race State	Finished



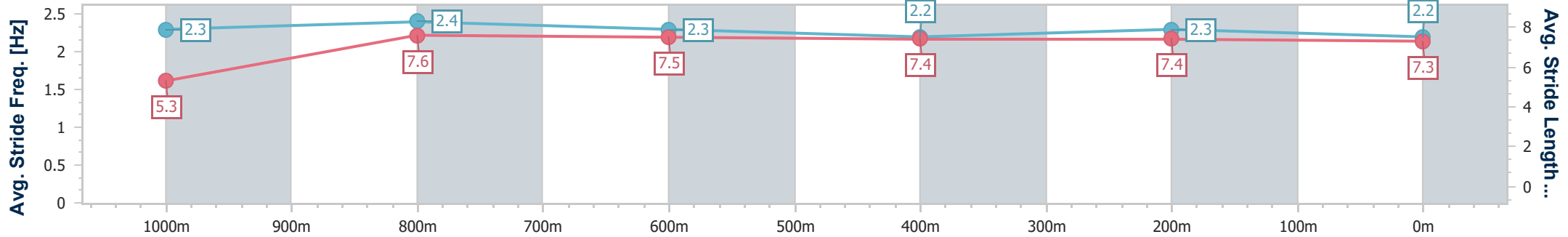
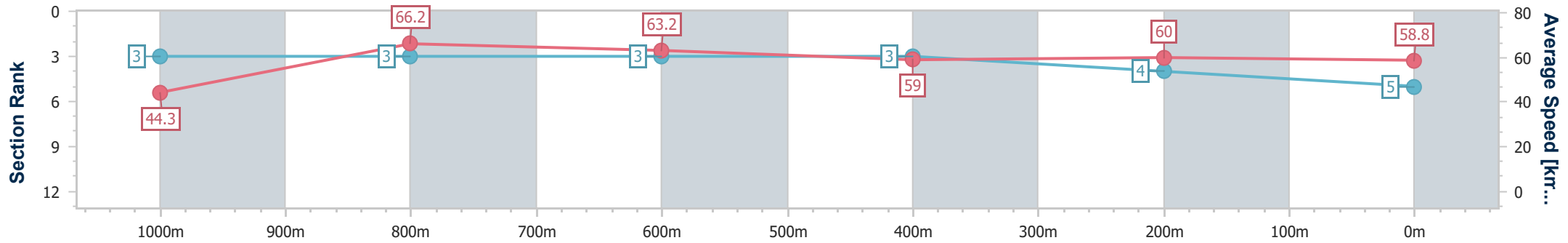
Ipswich QLD Professional
Race 2: RAY WHITE IPSWICH QTIS Two-Year-Old Maiden Plate - 1100m



24 April 2024 - 12:36

Track Rating: Heavy 9, Weather: Fine, Rail Position: +6m

Section	Overall	1000m	800m	600m	400m	200m
Section Times	1:06.99 [5] (0:08.08)	0:58.91 [3] (0:10.94)	0:47.97 [3] (0:11.44)	0:36.53 [3] (0:12.24)	0:24.29 [3] (0:12.05)	0:12.24 [4] (0:12.24)
Average Speed [km/h]	44.3	66.2	63.2	59.0	60.0	58.8
Top Speed [km/h]	63.9	67.3	64.2	60.8	61.0	60.7
Avg. Dist. to Rail [m]	5.1	2.5	0.7	0.6	1.4	2.7
Avg. Stride Freq. [Hz]	2.3	2.4	2.3	2.2	2.3	2.2
Avg. Stride Length [m]	5.3	7.6	7.5	7.4	7.4	7.3



- [] Ranking at each section and finish
- .-.- No data available at this section
- NA No data available



Horse/Jockey Name	Unega Wahy'a
Final Rank	6
Fastest Section Time (Section)	0:07.99 (Overall)
Top Speed [km/h] (Section)	68.2 (1000m)
Race State	Finished



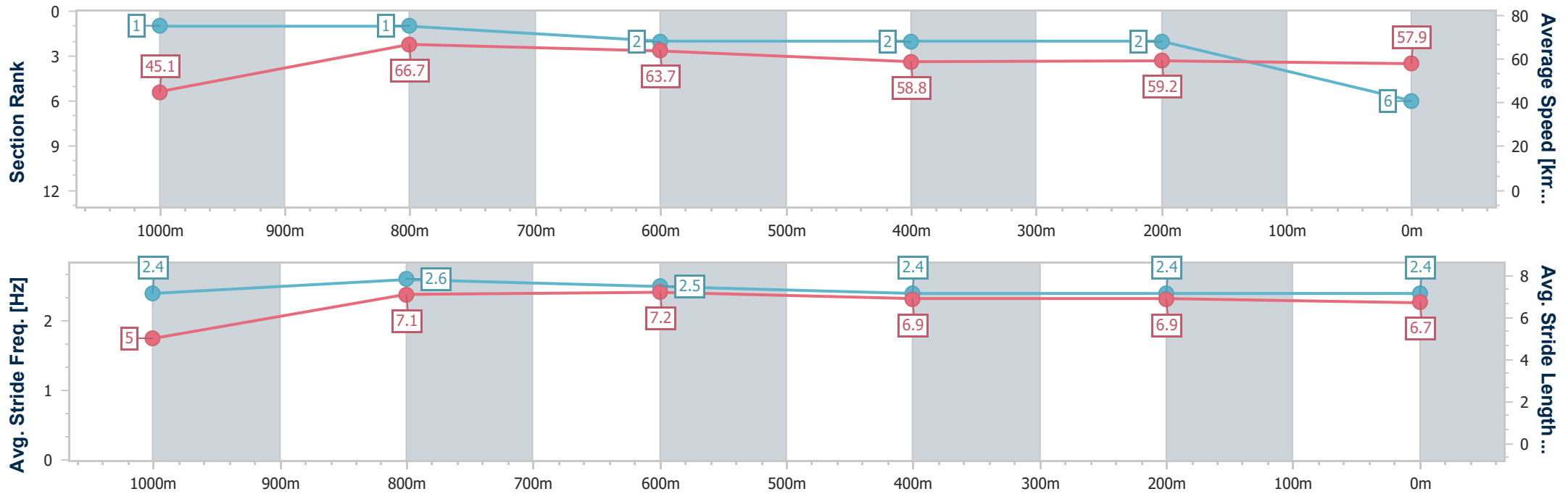
Ipswich QLD Professional
Race 2: RAY WHITE IPSWICH QTIS Two-Year-Old Maiden Plate
- 1100m



24 April 2024 - 12:36

Track Rating: Heavy 9, Weather: Fine, Rail Position: +6m

Section	Overall	1000m	800m	600m	400m	200m
Section Times	1:07.06 [6] (0:07.99)	0:59.07 [1] (0:10.85)	0:48.22 [1] (0:11.36)	0:36.86 [2] (0:12.24)	0:24.62 [2] (0:12.18)	0:12.44 [2] (0:12.44)
Average Speed [km/h]	45.1	66.7	63.7	58.8	59.2	57.9
Top Speed [km/h]	64.6	68.2	66.4	61.5	61.7	60.3
Avg. Dist. to Rail [m]	7.1	3.2	1.1	0.3	0.7	1.4
Avg. Stride Freq. [Hz]	2.4	2.6	2.5	2.4	2.4	2.4
Avg. Stride Length [m]	5.0	7.1	7.2	6.9	6.9	6.7



- [] Ranking at each section and finish
- .-.- No data available at this section
- NA No data available



Horse/Jockey Name	Bonfire Spark
Final Rank	7
Fastest Section Time (Section)	0:08.54 (Overall)
Top Speed [km/h] (Section)	65.0 (800m)
Race State	Finished



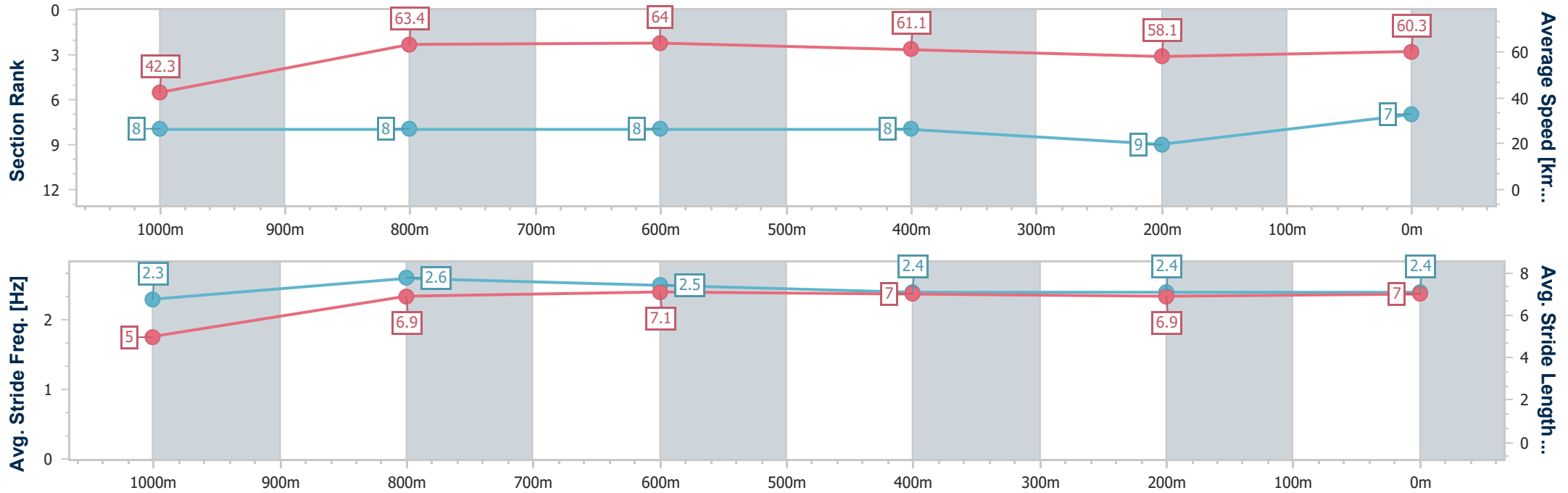
Ipswich QLD Professional
Race 2: RAY WHITE IPSWICH QTIS Two-Year-Old Maiden Plate - 1100m



24 April 2024 - 12:36

Track Rating: Heavy 9, Weather: Fine, Rail Position: +6m

Section	Overall	1000m	800m	600m	400m	200m
Section Times	1:07.49 [7] (0:08.54)	0:58.95 [8] (0:11.37)	0:47.58 [8] (0:11.33)	0:36.25 [8] (0:11.89)	0:24.36 [8] (0:12.43)	0:11.93 [9] (0:11.93)
Average Speed [km/h]	42.3	63.4	64.0	61.1	58.1	60.3
Top Speed [km/h]	61.5	64.7	65.0	62.3	59.6	61.2
Avg. Dist. to Rail [m]	6.5	1.7	1.7	1.5	2.0	1.2
Avg. Stride Freq. [Hz]	2.3	2.6	2.5	2.4	2.4	2.4
Avg. Stride Length [m]	5.0	6.9	7.1	7.0	6.9	7.0



- [] Ranking at each section and finish
- .-.- No data available at this section
- NA No data available



Horse/Jockey Name	Ain't Tellin
Final Rank	8
Fastest Section Time (Section)	0:08.29 (Overall)
Top Speed [km/h] (Section)	64.4 (1000m)
Race State	Finished



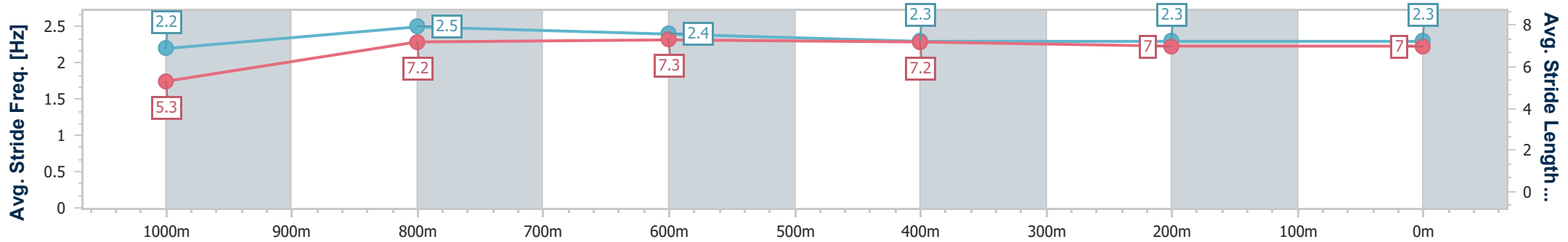
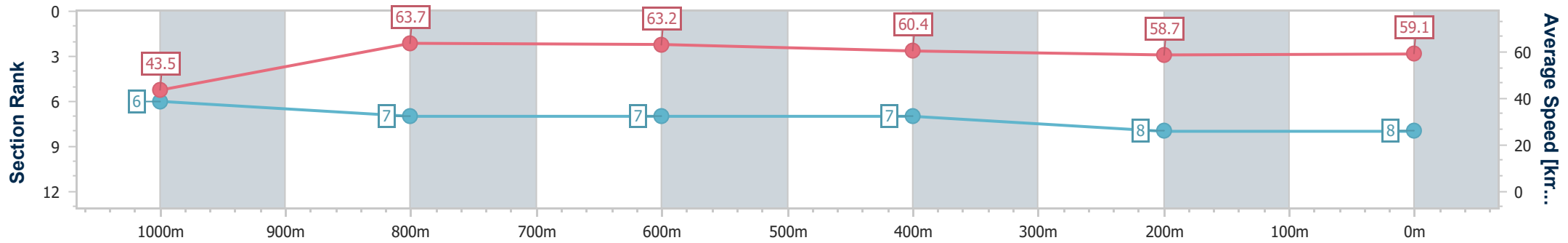
Ipswich QLD Professional
Race 2: RAY WHITE IPSWICH QTIS Two-Year-Old Maiden Plate - 1100m



24 April 2024 - 12:36

Track Rating: Heavy 9, Weather: Fine, Rail Position: +6m

Section	Overall	1000m	800m	600m	400m	200m
Section Times	1:07.52 [8] (0:08.29)	0:59.23 [6] (0:11.32)	0:47.91 [7] (0:11.41)	0:36.50 [7] (0:12.00)	0:24.50 [7] (0:12.30)	0:12.20 [8] (0:12.20)
Average Speed [km/h]	43.5	63.7	63.2	60.4	58.7	59.1
Top Speed [km/h]	61.4	64.4	63.7	62.0	60.5	60.2
Avg. Dist. to Rail [m]	1.8	0.5	1.0	1.1	1.7	3.1
Avg. Stride Freq. [Hz]	2.2	2.5	2.4	2.3	2.3	2.3
Avg. Stride Length [m]	5.3	7.2	7.3	7.2	7.0	7.0



- [] Ranking at each section and finish
- .-.- No data available at this section
- NA No data available



Horse/Jockey Name	Steevee Wonderful
Final Rank	9
Fastest Section Time (Section)	0:08.90 (Overall)
Top Speed [km/h] (Section)	64.6 (1000m)
Race State	Finished



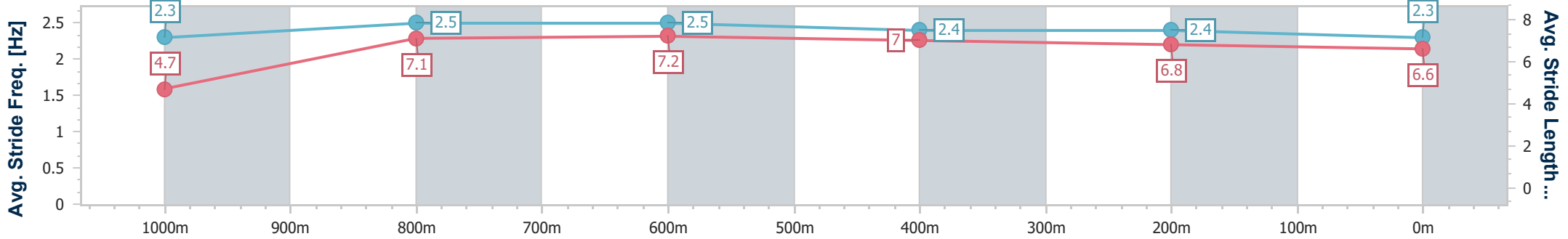
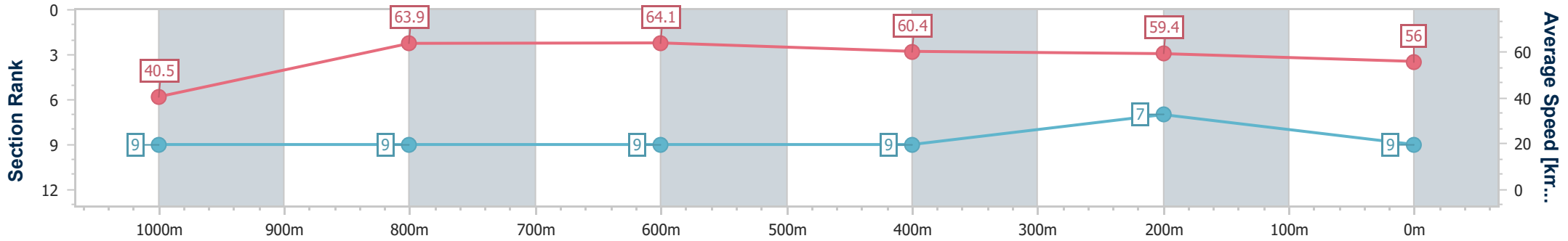
Ipswich QLD Professional
Race 2: RAY WHITE IPSWICH QTIS Two-Year-Old Maiden Plate
- 1100m



24 April 2024 - 12:36

Track Rating: Heavy 9, Weather: Fine, Rail Position: +6m

Section	Overall	1000m	800m	600m	400m	200m
Section Times	1:08.16 [9] (0:08.90)	0:59.26 [9] (0:11.28)	0:47.98 [9] (0:11.21)	0:36.77 [9] (0:11.83)	0:24.94 [9] (0:12.08)	0:12.86 [7] (0:12.86)
Average Speed [km/h]	40.5	63.9	64.1	60.4	59.4	56.0
Top Speed [km/h]	60.8	64.6	64.3	62.9	60.8	59.7
Avg. Dist. to Rail [m]	2.6	1.2	1.0	1.6	1.0	0.9
Avg. Stride Freq. [Hz]	2.3	2.5	2.5	2.4	2.4	2.3
Avg. Stride Length [m]	4.7	7.1	7.2	7.0	6.8	6.6



- [] Ranking at each section and finish
- .-.- No data available at this section
- NA No data available

Track Rating: Heavy 9, Weather: Fine, Rail Position: +6m

Section		Overall	1400m	1200m	1000m	800m	600m	400m	Last 600m				
Field Times		1:46.62 (0:19.46)	1:27.16 (0:12.38)	1:14.78 (0:12.94)	1:01.84 (0:12.86)	0:48.98 (0:12.59)	0:36.39 (0:12.27)	0:24.12 (0:11.85)	0:36.39				
Rank	TAB Horse/Jockey	Barrier	Top Speed [km/h]	Fastest Section									Distance Travelled [m]
1	2 RASHFORD Kyle Wilson-Taylor	2	62.4 Overall	0:11.85 400m	1:46.62 [1] (0:19.54)	1:27.08 [2] (0:12.30)	1:14.78 [1] (0:12.94)	1:01.84 [1] (0:12.86)	0:48.98 [1] (0:12.59)	0:36.39 [1] (0:12.27)	0:24.12 [1] (0:11.85)	0:36.39	
2	3 MERCHANT FLYER James Orman	5	63.2 400m	0:11.74 400m	1:46.64 [2] (0:19.95)	1:26.69 [4] (0:12.41)	1:14.28 [4] (0:12.83)	1:01.45 [4] (0:12.82)	0:48.63 [4] (0:12.55)	0:36.08 [4] (0:12.12)	0:23.96 [3] (0:11.74)	0:36.08	+6
3	8 PELE PRINCESS Martin Harley	13	64.2 600m	0:11.53 600m	1:46.78 [3] (0:20.64)	1:26.14 [8] (0:12.63)	1:13.51 [8] (0:12.78)	1:00.73 [8] (0:12.74)	0:47.99 [8] (0:12.45)	0:35.54 [8] (0:11.53)	0:24.01 [5] (0:11.73)	0:35.54	+8
4	4 CRYPTIC SOUND Robbie Dolan	1	61.8 Overall	0:11.83 400m	1:46.86 [4] (0:19.71)	1:27.15 [3] (0:12.56)	1:14.59 [3] (0:12.88)	1:01.71 [3] (0:12.76)	0:48.95 [3] (0:12.59)	0:36.36 [3] (0:12.22)	0:24.14 [4] (0:11.83)	0:36.36	+1
5	1 BORN FEARLESS Cejay Graham	6	62.5 Overall	0:11.88 400m	1:46.91 [5] (0:19.46)	1:27.45 [1] (0:12.42)	1:15.03 [2] (0:13.04)	1:01.99 [2] (0:12.82)	0:49.17 [2] (0:12.60)	0:36.57 [2] (0:12.24)	0:24.33 [2] (0:11.88)	0:36.57	+6
6	13 AMERICOLA Karl Zechner	7	60.9 Overall	0:11.94 400m	1:47.23 [6] (0:20.19)	1:27.04 [6] (0:12.53)	1:14.51 [6] (0:12.88)	1:01.63 [6] (0:12.65)	0:48.98 [6] (0:12.54)	0:36.44 [6] (0:12.24)	0:24.20 [7] (0:11.94)	0:36.44	+2
7	7 LINDA'S MAGIC Nozi Tomizawa	8	61.1 Overall	0:12.07 400m	1:47.33 [7] (0:20.10)	1:27.23 [5] (0:12.56)	1:14.67 [5] (0:12.84)	1:01.83 [5] (0:12.74)	0:49.09 [5] (0:12.54)	0:36.55 [5] (0:12.20)	0:24.35 [6] (0:12.07)	0:36.55	+8
8	12 FORGETS ME NOT Mark Du Plessis	12	61.7 400m	0:12.11 600m	1:47.65 [8] (0:20.35)	1:27.30 [7] (0:12.64)	1:14.66 [7] (0:12.78)	1:01.88 [7] (0:12.73)	0:49.15 [7] (0:12.57)	0:36.58 [7] (0:12.11)	0:24.47 [8] (0:12.15)	0:36.58	+5

Scratched: Bon's Zen (#10), Pig In The City (#11), Vidya (#9), Breytenbach (#5), Ride For Luck (#6)

24 April 2024 - 13:08

Track Rating: Heavy 9, Weather: Fine, Rail Position: +6m

Section				200m				Last 600m	
Field Times				0:12.27 (0:12.27)				0:36.39	
Rank	TAB	Horse/Jockey	Barrier	Top Speed [km/h]	Fastest Section	Margin			Distance Travelled [m]
1	2	RASHFORD Kyle Wilson-Taylor	2	62.4 Overall	0:11.85 400m	0:12.27 [1] (0:12.27)	1:46.62		0:36.39
2	3	MERCHANT FLYER James Orman	5	63.2 400m	0:11.74 400m	0:12.22 [2] (0:12.22)	0.13L		0:36.08 +6
3	8	PELE PRINCESS Martin Harley	13	64.2 600m	0:11.53 600m	0:12.28 [4] (0:12.28)	0.94L		0:35.54 +8
4	4	CRYPTIC SOUND Robbie Dolan	1	61.8 Overall	0:11.83 400m	0:12.31 [5] (0:12.31)	1.44L		0:36.36 +1
5	1	BORN FEARLESS Cejay Graham	6	62.5 Overall	0:11.88 400m	0:12.45 [3] (0:12.45)	1.74L		0:36.57 +6
6	13	AMERICOLA Karl Zechner	7	60.9 Overall	0:11.94 400m	0:12.26 [6] (0:12.26)	3.59L		0:36.44 +2
7	7	LINDA'S MAGIC Nozi Tomizawa	8	61.1 Overall	0:12.07 400m	0:12.28 [7] (0:12.28)	4.2L		0:36.55 +8
8	12	FORGETS ME NOT Mark Du Plessis	12	61.7 400m	0:12.11 600m	0:12.32 [8] (0:12.32)	6.06L		0:36.58 +5

Scratched: Bon's Zen (#10), Pig In The City (#11), Vidya (#9), Breytenbach (#5), Ride For Luck (#6)



Horse/Jockey Name	Rashford
Final Rank	1
Fastest Section Time (Section)	0:11.85 (400m)
Top Speed [km/h] (Section)	62.4 (Overall)
Race State	Finished



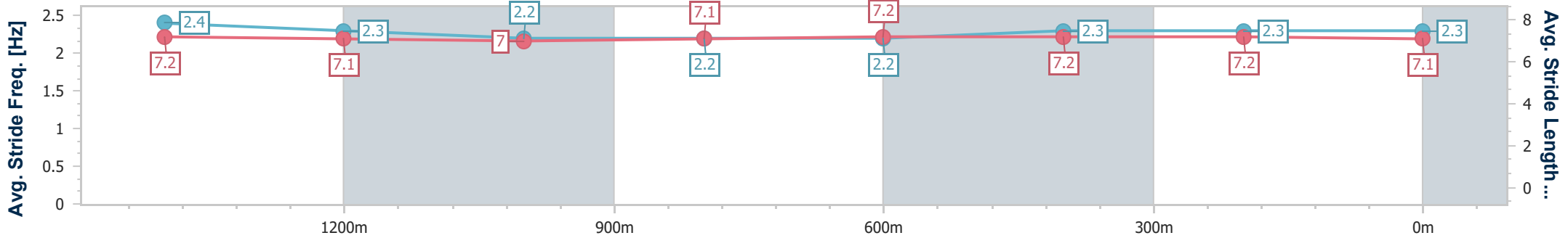
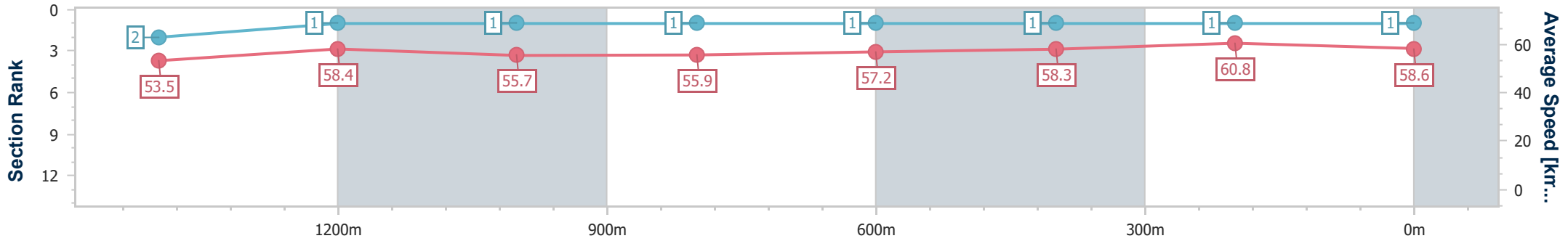
Ipswich QLD Professional
 Race 3: SEVEN NEWS QTIS Three-Year-Old Maiden Handicap - 1690m



24 April 2024 - 13:08

Track Rating: Heavy 9, Weather: Fine, Rail Position: +6m

Section	Overall	1400m	1200m	1000m	800m	600m	400m	200m
Section Times	1:46.62 [1] (0:19.54)	1:27.08 [2] (0:12.30)	1:14.78 [1] (0:12.94)	1:01.84 [1] (0:12.86)	0:48.98 [1] (0:12.59)	0:36.39 [1] (0:12.27)	0:24.12 [1] (0:11.85)	0:12.27 [1] (0:12.27)
Average Speed [km/h]	53.5	58.4	55.7	55.9	57.2	58.3	60.8	58.6
Top Speed [km/h]	62.4	59.5	57.6	56.6	57.9	59.5	61.2	61.1
Avg. Dist. to Rail [m]	1.7	0.4	0.3	0.2	0.3	0.8	0.7	1.8
Avg. Stride Freq. [Hz]	2.4	2.3	2.2	2.2	2.2	2.3	2.3	2.3
Avg. Stride Length [m]	7.2	7.1	7.0	7.1	7.2	7.2	7.2	7.1



- [] Ranking at each section and finish
- .-.- No data available at this section
- NA No data available



Horse/Jockey Name	Merchant Flyer
Final Rank	2
Fastest Section Time (Section)	0:11.74 (400m)
Top Speed [km/h] (Section)	63.2 (400m)
Race State	Finished



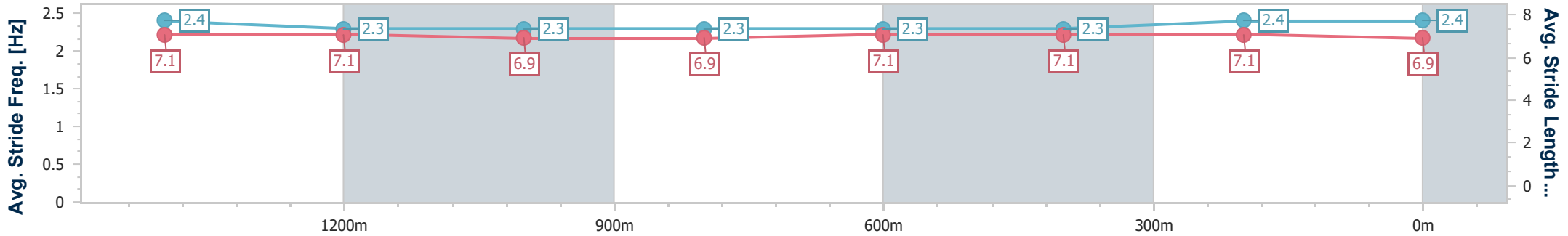
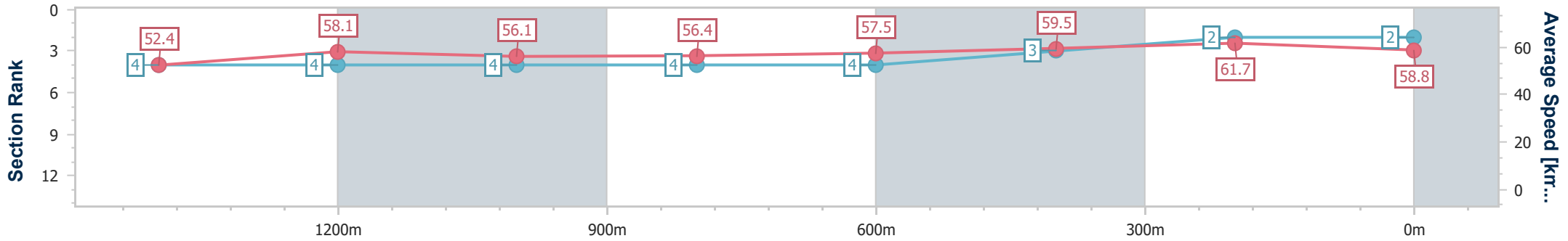
Ipswich QLD Professional
Race 3: SEVEN NEWS QTIS Three-Year-Old Maiden Handicap - 1690m



24 April 2024 - 13:08

Track Rating: Heavy 9, Weather: Fine, Rail Position: +6m

Section	Overall	1400m	1200m	1000m	800m	600m	400m	200m
Section Times	1:46.64 [2] (0:19.95)	1:26.69 [4] (0:12.41)	1:14.28 [4] (0:12.83)	1:01.45 [4] (0:12.82)	0:48.63 [4] (0:12.55)	0:36.08 [4] (0:12.12)	0:23.96 [3] (0:11.74)	0:12.22 [2] (0:12.22)
Average Speed [km/h]	52.4	58.1	56.1	56.4	57.5	59.5	61.7	58.8
Top Speed [km/h]	62.2	60.2	58.6	57.0	58.5	61.8	63.2	62.6
Avg. Dist. to Rail [m]	2.6	0.6	0.8	0.9	0.6	1.0	2.1	3.5
Avg. Stride Freq. [Hz]	2.4	2.3	2.3	2.3	2.3	2.3	2.4	2.4
Avg. Stride Length [m]	7.1	7.1	6.9	6.9	7.1	7.1	7.1	6.9



- [] Ranking at each section and finish
- .-.- No data available at this section
- NA No data available



Horse/Jockey Name	Pele Princess
Final Rank	3
Fastest Section Time (Section)	0:11.53 (600m)
Top Speed [km/h] (Section)	64.2 (600m)
Race State	Finished



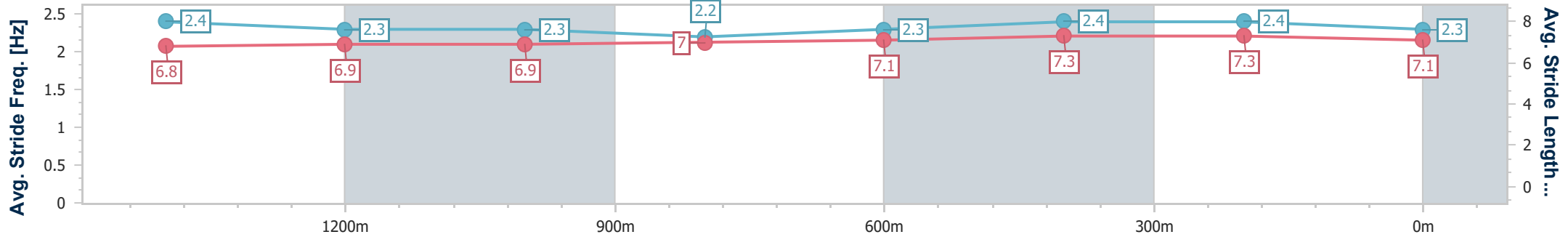
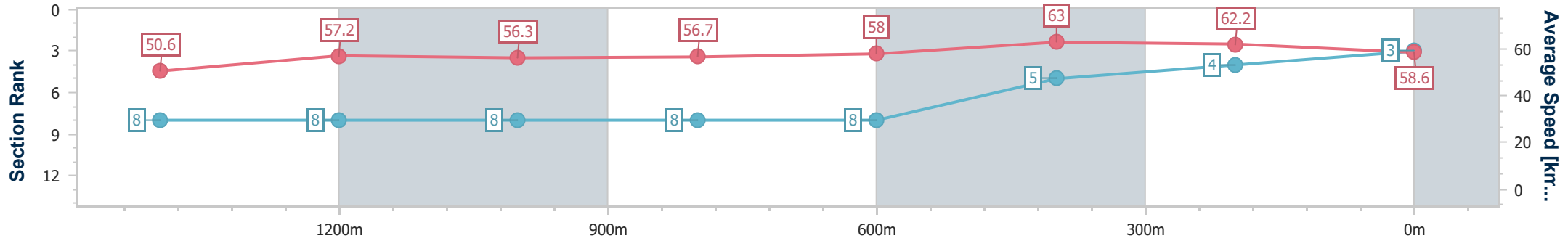
Ipswich QLD Professional
Race 3: SEVEN NEWS QTIS Three-Year-Old Maiden Handicap - 1690m



24 April 2024 - 13:08

Track Rating: Heavy 9, Weather: Fine, Rail Position: +6m

Section	Overall	1400m	1200m	1000m	800m	600m	400m	200m
Section Times	1:46.78 [3] (0:20.64)	1:26.14 [8] (0:12.63)	1:13.51 [8] (0:12.78)	1:00.73 [8] (0:12.74)	0:47.99 [8] (0:12.45)	0:35.54 [8] (0:11.53)	0:24.01 [5] (0:11.73)	0:12.28 [4] (0:12.28)
Average Speed [km/h]	50.6	57.2	56.3	56.7	58.0	63.0	62.2	58.6
Top Speed [km/h]	60.7	59.0	57.8	57.6	62.0	64.2	64.1	62.0
Avg. Dist. to Rail [m]	4.2	0.3	0.5	0.8	0.3	2.6	3.8	6.4
Avg. Stride Freq. [Hz]	2.4	2.3	2.3	2.2	2.3	2.4	2.4	2.3
Avg. Stride Length [m]	6.8	6.9	6.9	7.0	7.1	7.3	7.3	7.1



- [] Ranking at each section and finish
- .-.- No data available at this section
- NA No data available



Horse/Jockey Name	Cryptic Sound
Final Rank	4
Fastest Section Time (Section)	0:11.83 (400m)
Top Speed [km/h] (Section)	61.8 (Overall)
Race State	Finished



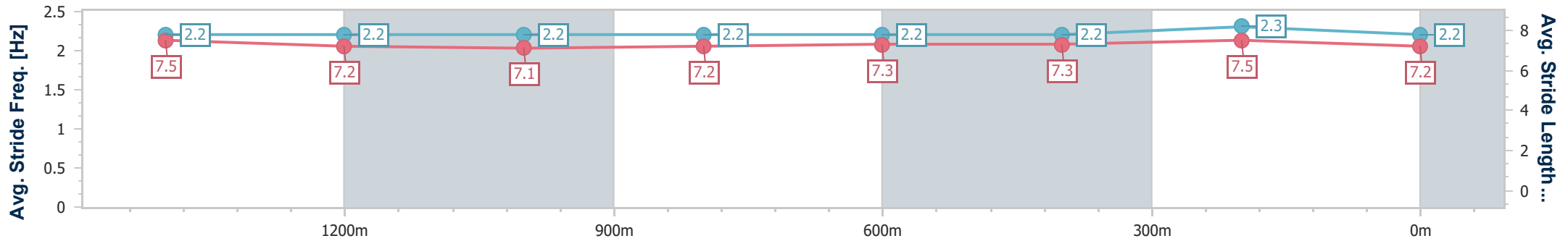
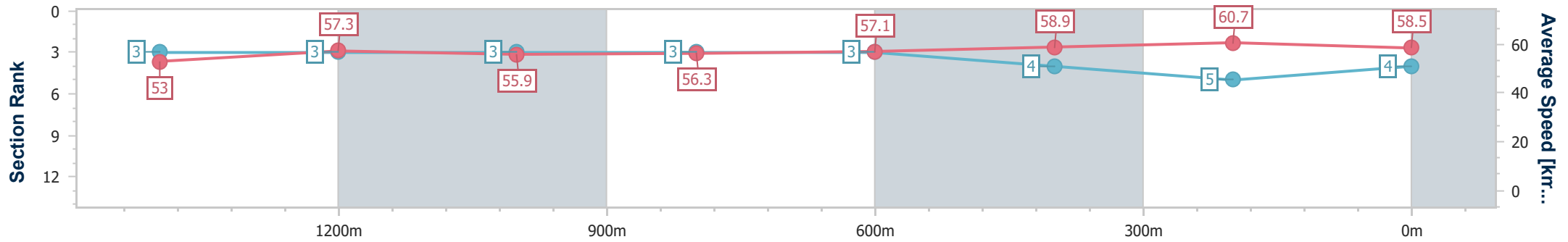
Ipswich QLD Professional
Race 3: SEVEN NEWS QTIS Three-Year-Old Maiden Handicap - 1690m



24 April 2024 - 13:08

Track Rating: Heavy 9, Weather: Fine, Rail Position: +6m

Section	Overall	1400m	1200m	1000m	800m	600m	400m	200m					
Section Times	1:46.86 [4] (0:19.71)	1:27.15 [3] (0:12.56)	1:14.59 [3] (0:12.88)	1:01.71 [3] (0:12.76)	0:48.95 [3] (0:12.59)	0:36.36 [3] (0:12.22)	0:24.14 [4] (0:11.83)	0:12.31 [5] (0:12.31)					
Average Speed [km/h]	53.0	57.3	55.9	56.3	57.1	58.9	60.7	58.5					
Top Speed [km/h]	61.8	59.3	57.8	56.8	57.7	60.1	61.4	60.5					
Avg. Dist. to Rail [m]	1.1	0.3	0.1	0.1	0.4	0.6	1.5	1.3					
Avg. Stride Freq. [Hz]	2.2	2.2	2.2	2.2	2.2	2.2	2.3	2.2					
Avg. Stride Length [m]	7.5	7.2	7.1	7.2	7.3	7.3	7.5	7.2					



- [] Ranking at each section and finish
- .-.- No data available at this section
- NA No data available



Horse/Jockey Name	Born Fearless
Final Rank	5
Fastest Section Time (Section)	0:11.88 (400m)
Top Speed [km/h] (Section)	62.5 (Overall)
Race State	Finished



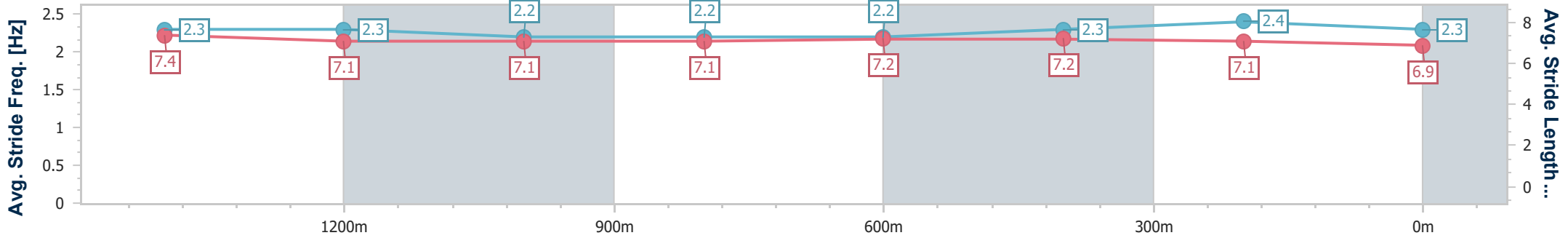
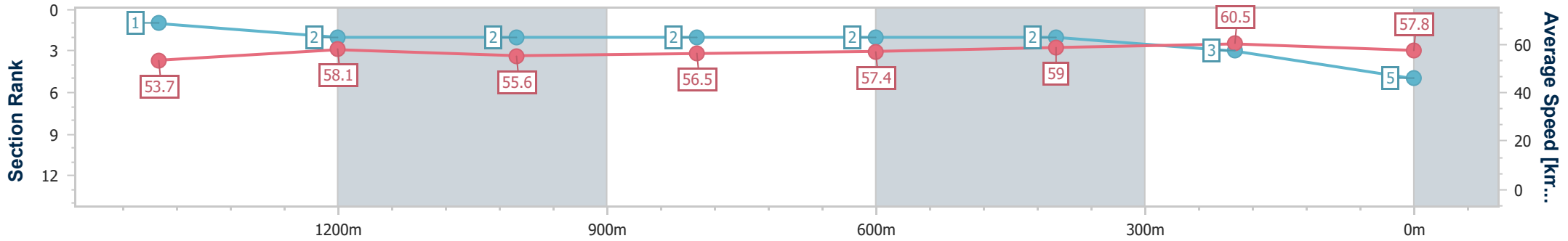
Ipswich QLD Professional
Race 3: SEVEN NEWS QTIS Three-Year-Old Maiden Handicap - 1690m



24 April 2024 - 13:08

Track Rating: Heavy 9, Weather: Fine, Rail Position: +6m

Section	Overall	1400m	1200m	1000m	800m	600m	400m	200m
Section Times	1:46.91 [5] (0:19.46)	1:27.45 [1] (0:12.42)	1:15.03 [2] (0:13.04)	1:01.99 [2] (0:12.82)	0:49.17 [2] (0:12.60)	0:36.57 [2] (0:12.24)	0:24.33 [2] (0:11.88)	0:12.45 [3] (0:12.45)
Average Speed [km/h]	53.7	58.1	55.6	56.5	57.4	59.0	60.5	57.8
Top Speed [km/h]	62.5	59.9	56.7	57.0	58.0	60.5	61.3	60.5
Avg. Dist. to Rail [m]	2.9	0.8	1.5	1.5	1.2	0.7	0.4	2.1
Avg. Stride Freq. [Hz]	2.3	2.3	2.2	2.2	2.2	2.3	2.4	2.3
Avg. Stride Length [m]	7.4	7.1	7.1	7.1	7.2	7.2	7.1	6.9



- [] Ranking at each section and finish
- .-.- No data available at this section
- NA No data available



Horse/Jockey Name	Americola
Final Rank	6
Fastest Section Time (Section)	0:11.94 (400m)
Top Speed [km/h] (Section)	60.9 (Overall)
Race State	Finished



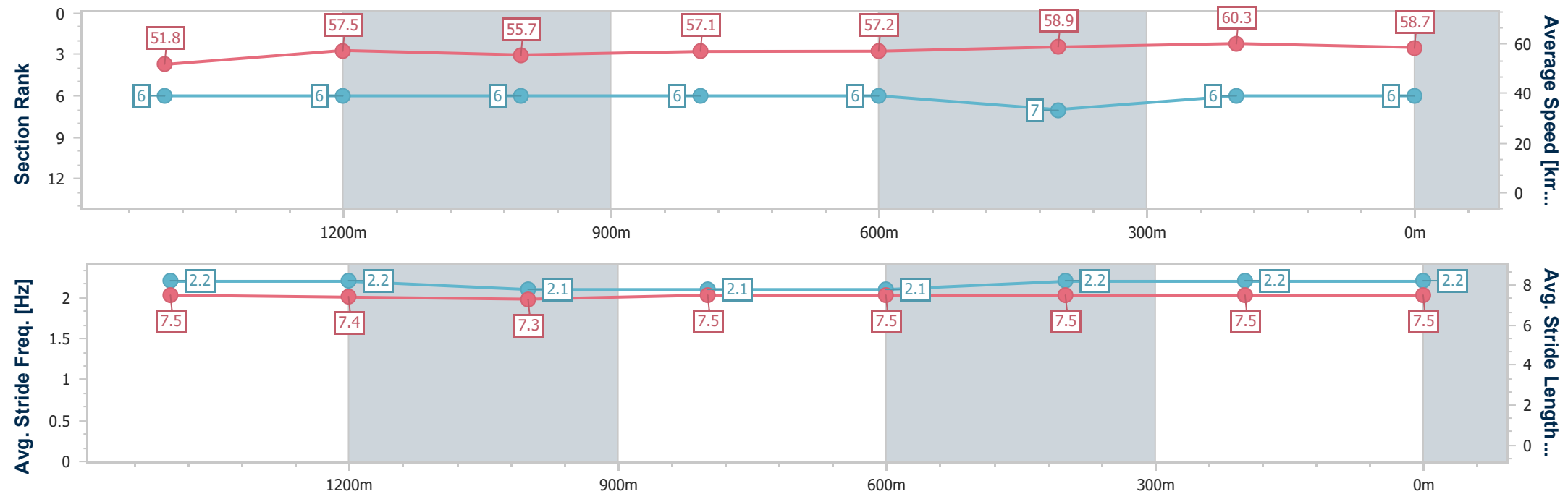
Ipswich QLD Professional
Race 3: SEVEN NEWS QTIS Three-Year-Old Maiden Handicap - 1690m



24 April 2024 - 13:08

Track Rating: Heavy 9, Weather: Fine, Rail Position: +6m

Section	Overall	1400m	1200m	1000m	800m	600m	400m	200m					
Section Times	1:47.23 [6] (0:20.19)	1:27.04 [6] (0:12.53)	1:14.51 [6] (0:12.88)	1:01.63 [6] (0:12.65)	0:48.98 [6] (0:12.54)	0:36.44 [6] (0:12.24)	0:24.20 [7] (0:11.94)	0:12.26 [6] (0:12.26)					
Average Speed [km/h]	51.8	57.5	55.7	57.1	57.2	58.9	60.3	58.7					
Top Speed [km/h]	60.9	58.7	57.4	57.7	58.6	60.0	60.8	60.5					
Avg. Dist. to Rail [m]	2.9	0.2	0.2	0.1	0.2	0.2	0.7	3.5					
Avg. Stride Freq. [Hz]	2.2	2.2	2.1	2.1	2.1	2.2	2.2	2.2					
Avg. Stride Length [m]	7.5	7.4	7.3	7.5	7.5	7.5	7.5	7.5					



- [] Ranking at each section and finish
- .-.- No data available at this section
- NA No data available



Horse/Jockey Name	Linda's Magic
Final Rank	7
Fastest Section Time (Section)	0:12.07 (400m)
Top Speed [km/h] (Section)	61.1 (Overall)
Race State	Finished



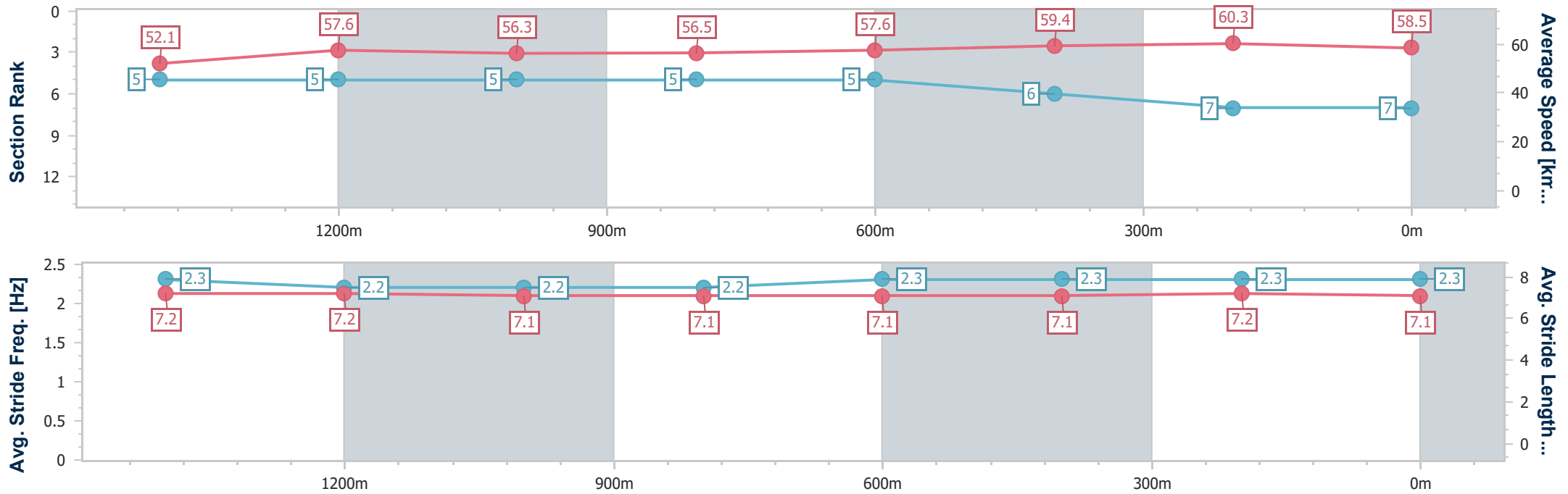
Ipswich QLD Professional
Race 3: SEVEN NEWS QTIS Three-Year-Old Maiden Handicap - 1690m



24 April 2024 - 13:08

Track Rating: Heavy 9, Weather: Fine, Rail Position: +6m

Section	Overall	1400m	1200m	1000m	800m	600m	400m	200m
Section Times	1:47.33 [7] (0:20.10)	1:27.23 [5] (0:12.56)	1:14.67 [5] (0:12.84)	1:01.83 [5] (0:12.74)	0:49.09 [5] (0:12.54)	0:36.55 [5] (0:12.20)	0:24.35 [6] (0:12.07)	0:12.28 [7] (0:12.28)
Average Speed [km/h]	52.1	57.6	56.3	56.5	57.6	59.4	60.3	58.5
Top Speed [km/h]	61.1	59.3	58.0	57.6	58.8	60.4	60.8	60.2
Avg. Dist. to Rail [m]	4.0	1.0	0.8	0.9	0.5	1.6	3.1	5.6
Avg. Stride Freq. [Hz]	2.3	2.2	2.2	2.2	2.3	2.3	2.3	2.3
Avg. Stride Length [m]	7.2	7.2	7.1	7.1	7.1	7.1	7.2	7.1



- [] Ranking at each section and finish
- .-.- No data available at this section
- NA No data available



Horse/Jockey Name	Forgets Me Not
Final Rank	8
Fastest Section Time (Section)	0:12.11 (600m)
Top Speed [km/h] (Section)	61.7 (400m)
Race State	Finished



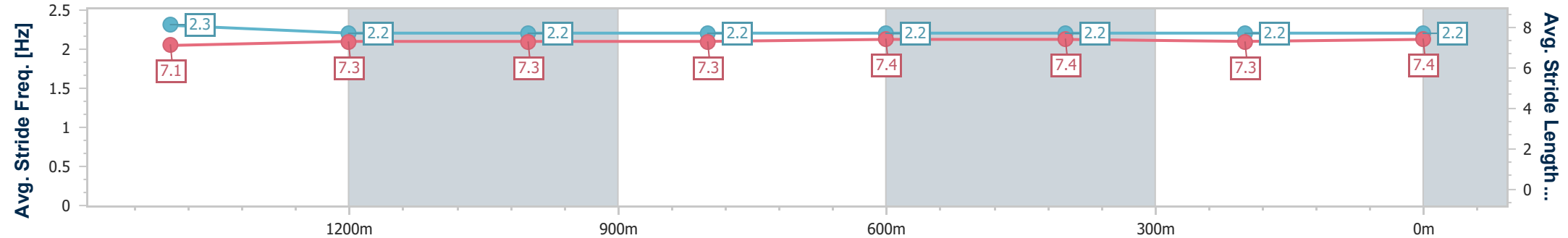
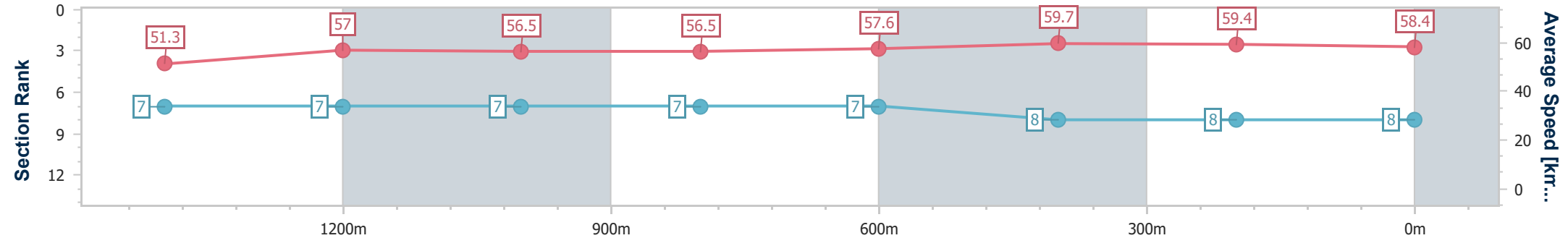
Ipswich QLD Professional
Race 3: SEVEN NEWS QTIS Three-Year-Old Maiden Handicap - 1690m



24 April 2024 - 13:08

Track Rating: Heavy 9, Weather: Fine, Rail Position: +6m

Section	Overall	1400m	1200m	1000m	800m	600m	400m	200m					
Section Times	1:47.65 [8] (0:20.35)	1:27.30 [7] (0:12.64)	1:14.66 [7] (0:12.78)	1:01.88 [7] (0:12.73)	0:49.15 [7] (0:12.57)	0:36.58 [7] (0:12.11)	0:24.47 [8] (0:12.15)	0:12.32 [8] (0:12.32)					
Average Speed [km/h]	51.3	57.0	56.5	56.5	57.6	59.7	59.4	58.4					
Top Speed [km/h]	60.2	58.5	58.3	57.4	59.3	60.5	61.7	60.0					
Avg. Dist. to Rail [m]	4.7	0.2	0.3	0.8	0.4	1.1	1.3	2.7					
Avg. Stride Freq. [Hz]	2.3	2.2	2.2	2.2	2.2	2.2	2.2	2.2					
Avg. Stride Length [m]	7.1	7.3	7.3	7.3	7.4	7.4	7.3	7.4					



- [] Ranking at each section and finish
- .-.- No data available at this section
- NA No data available



Ipswich QLD Professional

Race 4: GREAT NORTHERN BENCHMARK 68 Handicap - 2180m

24 April 2024 - 13:46



Track Rating: Heavy 9, Weather: Fine, Rail Position: +6m

Section		Overall	2000m	1800m	1600m	1400m	1200m	1000m	Last 600m					
Field Times		2:17.71 (0:12.98)	2:04.73 (0:11.54)	1:53.19 (0:12.01)	1:41.18 (0:11.84)	1:29.34 (0:12.54)	1:16.80 (0:13.05)	1:03.75 (0:12.97)	0:38.02					
Rank	TAB	Horse/Jockey	Barrier	Top Speed [km/h]	Fastest Section								Distance Travelled [m]	
1	6	CONTRITION Jake Bayliss	7	62.1 2000m	0:11.71 2000m	2:17.71 [1] (0:13.55)	2:04.16 [8] (0:11.71)	1:52.45 [8] (0:12.12)	1:40.33 [8] (0:12.04)	1:28.29 [8] (0:12.59)	1:15.70 [8] (0:13.00)	1:02.70 [8] (0:12.85)	0:37.31	
2	5	INTENTIONAL LASS Kyle Wilson-Taylor	9	64.5 2000m	0:11.39 2000m	2:17.82 [2] (0:13.42)	2:04.40 [7] (0:11.39)	1:53.01 [6] (0:12.04)	1:40.97 [4] (0:12.11)	1:28.86 [5] (0:12.59)	1:16.27 [5] (0:13.04)	1:03.23 [5] (0:12.89)	0:37.66	-9
3	10	CLASSIQUE GAL Samantha Collett	2	63.9 2000m	0:11.64 2000m	2:18.31 [3] (0:13.03)	2:05.28 [3] (0:11.64)	1:53.64 [4] (0:12.22)	1:41.42 [6] (0:12.23)	1:29.19 [6] (0:12.64)	1:16.55 [6] (0:13.04)	1:03.51 [6] (0:12.88)	0:38.13	+0
4	4	BRINGME Karl Zechner	5	62.2 2000m	0:11.72 2000m	2:18.88 [4] (0:13.17)	2:05.71 [4] (0:11.72)	1:53.99 [7] (0:12.20)	1:41.79 [7] (0:12.11)	1:29.68 [7] (0:12.61)	1:17.07 [7] (0:13.13)	1:03.94 [7] (0:12.84)	0:38.40	-5
5	8	WINTER THORN Robbie Dolan	10	65.0 1800m	0:11.37 2000m	2:19.60 [5] (0:13.30)	2:06.30 [6] (0:11.37)	1:54.93 [3] (0:11.89)	1:43.04 [2] (0:11.81)	1:31.23 [1] (0:12.54)	1:18.69 [1] (0:13.05)	1:05.64 [1] (0:12.97)	0:39.91	-4
6	9	BUMP'N'RUN Mark Du Plessis	8	63.3 2000m	0:11.58 2000m	2:20.12 [6] (0:13.18)	2:06.94 [5] (0:11.58)	1:55.36 [5] (0:12.10)	1:43.26 [5] (0:12.00)	1:31.26 [4] (0:12.61)	1:18.65 [4] (0:13.07)	1:05.58 [4] (0:12.99)	0:39.63	+0
7	7	KASEAR Tahlia Fenlon	1	63.2 2000m	0:11.54 2000m	2:21.09 [7] (0:12.98)	2:08.11 [1] (0:11.54)	1:56.57 [1] (0:12.01)	1:44.56 [1] (0:12.09)	1:32.47 [2] (0:12.63)	1:19.84 [3] (0:13.03)	1:06.81 [3] (0:12.94)	0:41.04	-10
8	2	JETPACK VERDI James Orman	4	63.2 2000m	0:11.53 2000m	2:21.32 [8] (0:13.01)	2:08.31 [2] (0:11.53)	1:56.78 [2] (0:12.09)	1:44.69 [3] (0:12.03)	1:32.66 [3] (0:12.58)	1:20.08 [2] (0:13.03)	1:07.05 [2] (0:13.04)	0:41.05	+0

Scratched: Aliraaj (#3), Heleva Deel (#1)

[] Ranking at each section and finish
 -:-:- No data available at this section
 NA No data available

SCN Saddle cloth number
 DNF Did not finish
 DNT Did not track



Ipswich QLD Professional

Race 4: GREAT NORTHERN BENCHMARK 68 Handicap - 2180m

24 April 2024 - 13:46



Track Rating: Heavy 9, Weather: Fine, Rail Position: +6m

Section		Field Times				800m		600m		400m		200m		Last 600m	
Rank	TAB	Horse/Jockey	Barrier	Top Speed [km/h]	Fastest Section										
1	6	CONTRITION Jake Bayliss	7	62.1 2000m	0:11.71 2000m	0:49.85 [8] (0:12.54)	0:37.31 [6] (0:12.36)	0:24.95 [4] (0:12.54)	0:12.41 [2] (0:12.41)	2:17.71		0:37.31			
2	5	INTENTIONAL LASS Kyle Wilson-Taylor	9	64.5 2000m	0:11.39 2000m	0:50.34 [4] (0:12.68)	0:37.66 [3] (0:12.32)	0:25.34 [1] (0:12.62)	0:12.72 [1] (0:12.72)	0.68L		0:37.66		-9	
3	10	CLASSIQUE GAL Samantha Collett	2	63.9 2000m	0:11.64 2000m	0:50.63 [6] (0:12.50)	0:38.13 [4] (0:12.37)	0:25.76 [2] (0:12.76)	0:13.00 [3] (0:13.00)	3.53L		0:38.13		+0	
4	4	BRINGME Karl Zechner	5	62.2 2000m	0:11.72 2000m	0:51.10 [7] (0:12.70)	0:38.40 [7] (0:12.52)	0:25.88 [5] (0:12.63)	0:13.25 [4] (0:13.25)	6.92L		0:38.40		-5	
5	8	WINTER THORN Robbie Dolan	10	65.0 1800m	0:11.37 2000m	0:52.67 [1] (0:12.76)	0:39.91 [1] (0:12.86)	0:27.05 [2] (0:13.09)	0:13.96 [5] (0:13.96)	11.11L		0:39.91		-4	
6	9	BUMP'N'RUN Mark Du Plessis	8	63.3 2000m	0:11.58 2000m	0:52.59 [5] (0:12.96)	0:39.63 [8] (0:12.92)	0:26.71 [8] (0:13.12)	0:13.59 [6] (0:13.59)	14.17L		0:39.63		+0	
7	7	KASEAR Tahlia Fenlon	1	63.2 2000m	0:11.54 2000m	0:53.87 [2] (0:12.83)	0:41.04 [2] (0:13.05)	0:27.99 [6] (0:13.53)	0:14.46 [7] (0:14.46)	19.92L		0:41.04		-10	
8	2	JETPACK VERDI James Orman	4	63.2 2000m	0:11.53 2000m	0:54.01 [3] (0:12.96)	0:41.05 [5] (0:13.09)	0:27.96 [7] (0:13.44)	0:14.52 [8] (0:14.52)	21.28L		0:41.05		+0	

Scratched: Aliraaj (#3), Heleva Deel (#1)

[] Ranking at each section and finish
 -:-:- No data available at this section
 NA No data available

SCN Saddle cloth number
 DNF Did not finish
 DNT Did not track



Horse/Jockey Name	Contribution
Final Rank	1
Fastest Section Time (Section)	0:11.71 (2000m)
Top Speed [km/h] (Section)	62.1 (2000m)
Race State	Finished



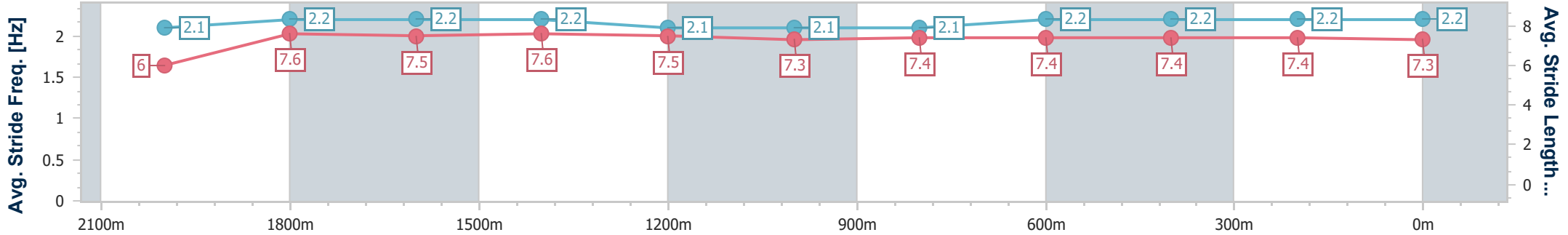
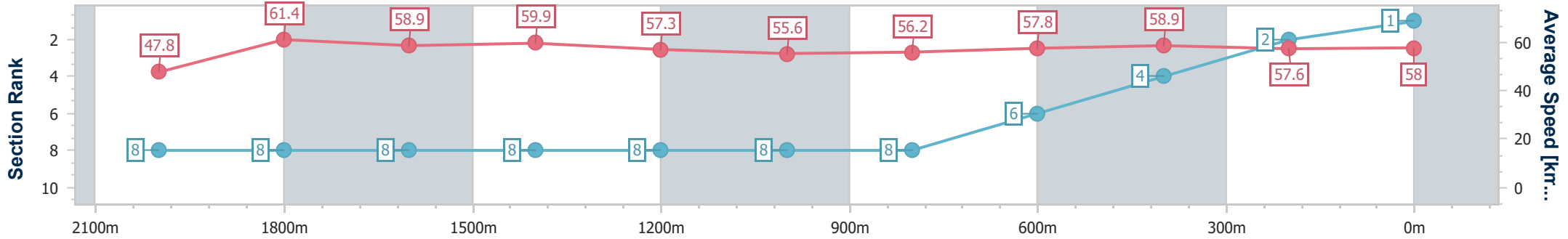
Ipswich QLD Professional
Race 4: GREAT NORTHERN BENCHMARK 68 Handicap - 2180m



24 April 2024 - 13:46

Track Rating: Heavy 9, Weather: Fine, Rail Position: +6m

Section	Overall	2000m	1800m	1600m	1400m	1200m	1000m	800m	600m	400m	200m
Section Times	2:17.71 [1] (0:13.55)	2:04.16 [8] (0:11.71)	1:52.45 [8] (0:12.12)	1:40.33 [8] (0:12.04)	1:28.29 [8] (0:12.59)	1:15.70 [8] (0:13.00)	1:02.70 [8] (0:12.85)	0:49.85 [8] (0:12.54)	0:37.31 [6] (0:12.36)	0:24.95 [4] (0:12.54)	0:12.41 [2] (0:12.41)
Average Speed [km/h]	47.8	61.4	58.9	59.9	57.3	55.6	56.2	57.8	58.9	57.6	58.0
Top Speed [km/h]	61.8	62.1	59.4	61.3	58.5	56.0	57.2	59.3	59.8	59.0	59.2
Avg. Dist. to Rail [m]	4.2	0.7	1.3	0.3	0.4	1.1	1.9	2.1	2.5	2.6	2.2
Avg. Stride Freq. [Hz]	2.1	2.2	2.2	2.2	2.1	2.1	2.1	2.2	2.2	2.2	2.2
Avg. Stride Length [m]	6.0	7.6	7.5	7.6	7.5	7.3	7.4	7.4	7.4	7.4	7.3



- [] Ranking at each section and finish
- .-.- No data available at this section
- NA No data available



Horse/Jockey Name	Intentional Lass
Final Rank	2
Fastest Section Time (Section)	0:11.39 (2000m)
Top Speed [km/h] (Section)	64.5 (2000m)
Race State	Finished



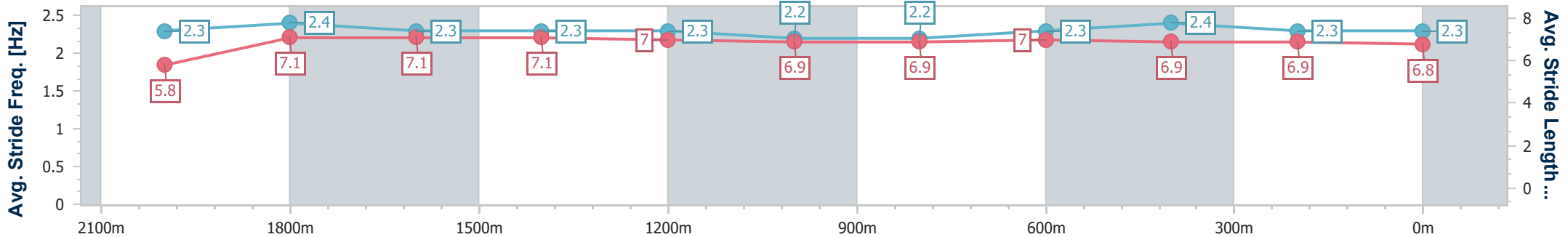
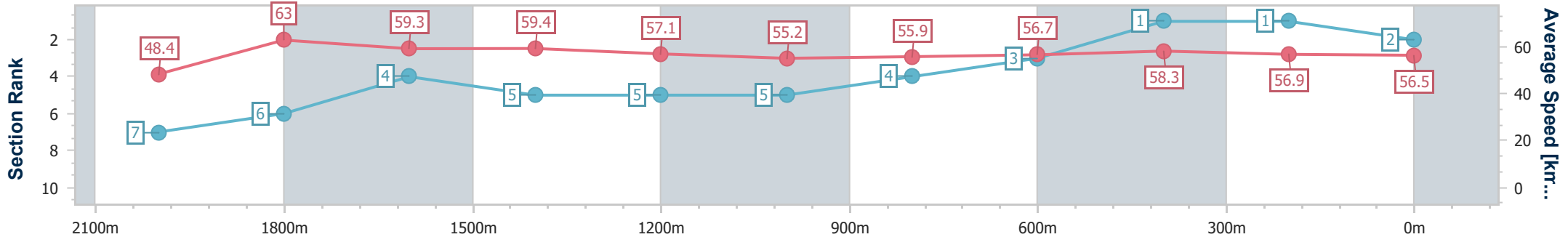
Ipswich QLD Professional
Race 4: GREAT NORTHERN BENCHMARK 68 Handicap - 2180m



24 April 2024 - 13:46

Track Rating: Heavy 9, Weather: Fine, Rail Position: +6m

Section	Overall	2000m	1800m	1600m	1400m	1200m	1000m	800m	600m	400m	200m
Section Times	2:17.82 [2] (0:13.42)	2:04.40 [7] (0:11.39)	1:53.01 [6] (0:12.04)	1:40.97 [4] (0:12.11)	1:28.86 [5] (0:12.59)	1:16.27 [5] (0:13.04)	1:03.23 [5] (0:12.89)	0:50.34 [4] (0:12.68)	0:37.66 [3] (0:12.32)	0:25.34 [1] (0:12.62)	0:12.72 [1] (0:12.72)
Average Speed [km/h]	48.4	63.0	59.3	59.4	57.1	55.2	55.9	56.7	58.3	56.9	56.5
Top Speed [km/h]	61.4	64.5	61.9	60.5	58.8	55.8	56.7	58.7	59.7	57.5	57.5
Avg. Dist. to Rail [m]	5.8	1.0	1.2	0.2	0.5	0.4	0.1	0.2	0.5	0.8	0.8
Avg. Stride Freq. [Hz]	2.3	2.4	2.3	2.3	2.3	2.2	2.2	2.3	2.4	2.3	2.3
Avg. Stride Length [m]	5.8	7.1	7.1	7.1	7.0	6.9	6.9	7.0	6.9	6.9	6.8



- [] Ranking at each section and finish
- .-.- No data available at this section
- NA No data available



Horse/Jockey Name	Classique Gal
Final Rank	3
Fastest Section Time (Section)	0:11.64 (2000m)
Top Speed [km/h] (Section)	63.9 (2000m)
Race State	Finished



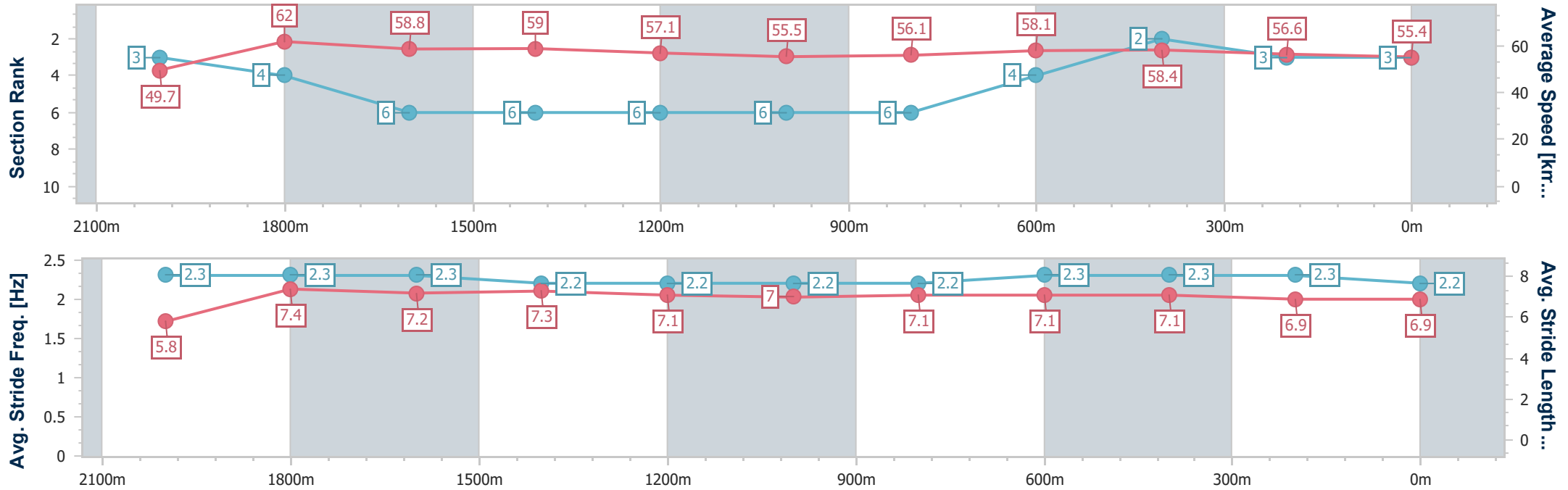
Ipswich QLD Professional
Race 4: GREAT NORTHERN BENCHMARK 68 Handicap - 2180m



24 April 2024 - 13:46

Track Rating: Heavy 9, Weather: Fine, Rail Position: +6m

Section	Overall	2000m	1800m	1600m	1400m	1200m	1000m	800m	600m	400m	200m
Section Times	2:18.31 [3] (0:13.03)	2:05.28 [3] (0:11.64)	1:53.64 [4] (0:12.22)	1:41.42 [6] (0:12.23)	1:29.19 [6] (0:12.64)	1:16.55 [6] (0:13.04)	1:03.51 [6] (0:12.88)	0:50.63 [6] (0:12.50)	0:38.13 [4] (0:12.37)	0:25.76 [2] (0:12.76)	0:13.00 [3] (0:13.00)
Average Speed [km/h]	49.7	62.0	58.8	59.0	57.1	55.5	56.1	58.1	58.4	56.6	55.4
Top Speed [km/h]	62.3	63.9	61.1	60.0	58.8	56.2	56.8	59.4	59.7	57.4	56.9
Avg. Dist. to Rail [m]	1.1	0.1	0.4	1.2	1.1	0.9	1.2	1.6	1.4	1.7	2.5
Avg. Stride Freq. [Hz]	2.3	2.3	2.3	2.2	2.2	2.2	2.2	2.3	2.3	2.3	2.2
Avg. Stride Length [m]	5.8	7.4	7.2	7.3	7.1	7.0	7.1	7.1	7.1	6.9	6.9



- [] Ranking at each section and finish
- .-.- No data available at this section
- NA No data available



Horse/Jockey Name	Bringme
Final Rank	4
Fastest Section Time (Section)	0:11.72 (2000m)
Top Speed [km/h] (Section)	62.2 (2000m)
Race State	Finished



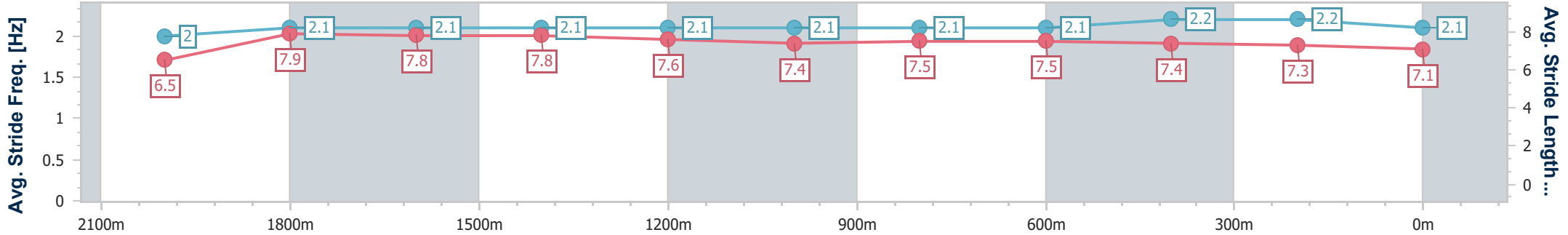
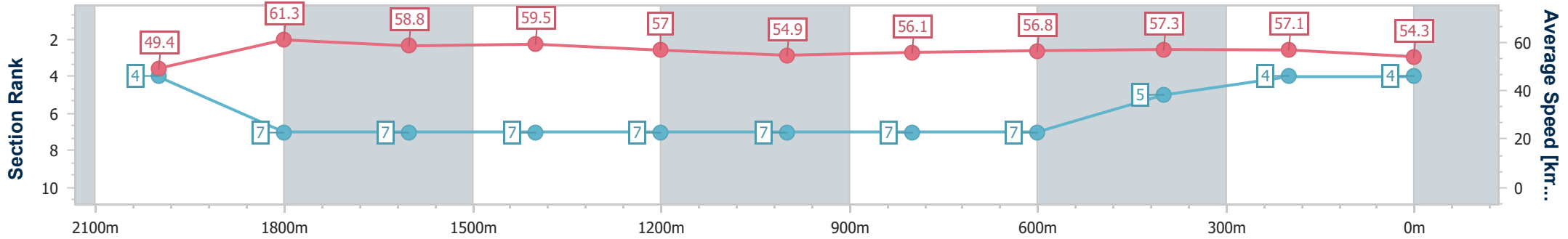
Ipswich QLD Professional
Race 4: GREAT NORTHERN BENCHMARK 68 Handicap - 2180m



24 April 2024 - 13:46

Track Rating: Heavy 9, Weather: Fine, Rail Position: +6m

Section	Overall	2000m	1800m	1600m	1400m	1200m	1000m	800m	600m	400m	200m
Section Times	2:18.88 [4] (0:13.17)	2:05.71 [4] (0:11.72)	1:53.99 [7] (0:12.20)	1:41.79 [7] (0:12.11)	1:29.68 [7] (0:12.61)	1:17.07 [7] (0:13.13)	1:03.94 [7] (0:12.84)	0:51.10 [7] (0:12.70)	0:38.40 [7] (0:12.52)	0:25.88 [5] (0:12.63)	0:13.25 [4] (0:13.25)
Average Speed [km/h]	49.4	61.3	58.8	59.5	57.0	54.9	56.1	56.8	57.3	57.1	54.3
Top Speed [km/h]	61.2	62.2	60.1	61.0	58.7	55.7	57.2	57.9	58.6	57.5	56.9
Avg. Dist. to Rail [m]	3.0	0.4	0.4	0.4	0.2	0.3	0.2	0.4	0.1	0.9	0.8
Avg. Stride Freq. [Hz]	2.0	2.1	2.1	2.1	2.1	2.1	2.1	2.1	2.2	2.2	2.1
Avg. Stride Length [m]	6.5	7.9	7.8	7.8	7.6	7.4	7.5	7.5	7.4	7.3	7.1



- [] Ranking at each section and finish
- .-.- No data available at this section
- NA No data available



Horse/Jockey Name	Winter Thorn
Final Rank	5
Fastest Section Time (Section)	0:11.37 (2000m)
Top Speed [km/h] (Section)	65.0 (1800m)
Race State	Finished



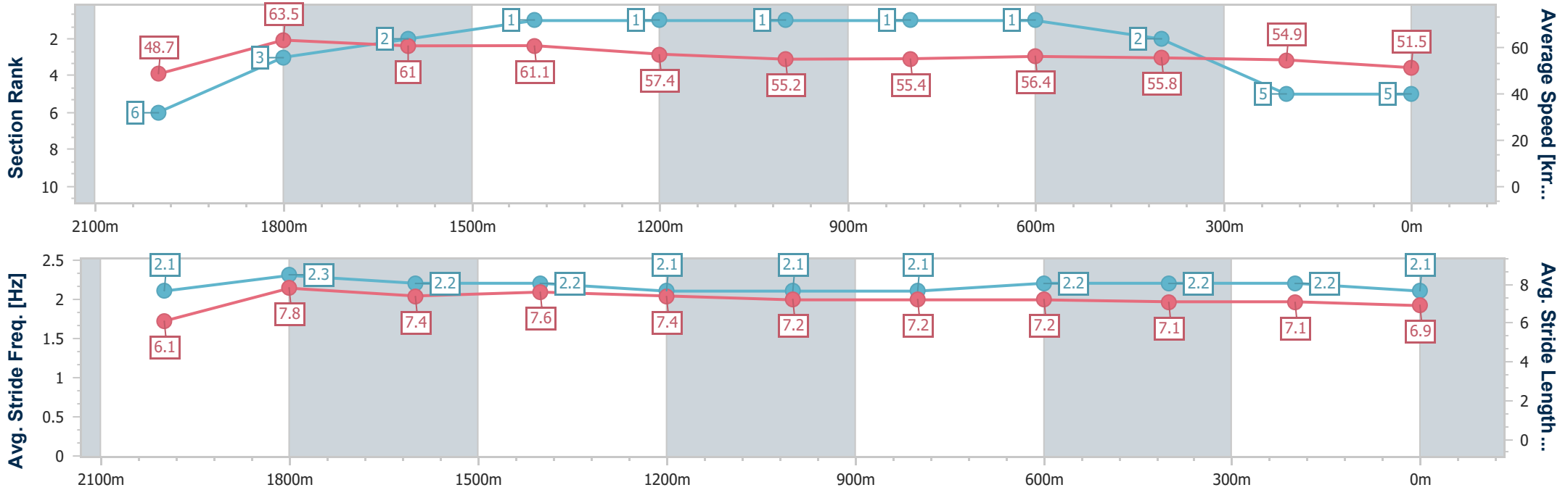
Ipswich QLD Professional
Race 4: GREAT NORTHERN BENCHMARK 68 Handicap - 2180m



24 April 2024 - 13:46

Track Rating: Heavy 9, Weather: Fine, Rail Position: +6m

Section	Overall	2000m	1800m	1600m	1400m	1200m	1000m	800m	600m	400m	200m
Section Times	2:19.60 [5] (0:13.30)	2:06.30 [6] (0:11.37)	1:54.93 [3] (0:11.89)	1:43.04 [2] (0:11.81)	1:31.23 [1] (0:12.54)	1:18.69 [1] (0:13.05)	1:05.64 [1] (0:12.97)	0:52.67 [1] (0:12.76)	0:39.91 [1] (0:12.86)	0:27.05 [2] (0:13.09)	0:13.96 [5] (0:13.96)
Average Speed [km/h]	48.7	63.5	61.0	61.1	57.4	55.2	55.4	56.4	55.8	54.9	51.5
Top Speed [km/h]	63.5	64.2	65.0	62.0	59.8	56.0	55.8	57.1	56.5	55.7	54.1
Avg. Dist. to Rail [m]	8.3	4.1	1.5	2.1	0.2	0.2	0.3	0.3	0.8	0.7	0.8
Avg. Stride Freq. [Hz]	2.1	2.3	2.2	2.2	2.1	2.1	2.1	2.2	2.2	2.2	2.1
Avg. Stride Length [m]	6.1	7.8	7.4	7.6	7.4	7.2	7.2	7.2	7.1	7.1	6.9



- [] Ranking at each section and finish
- .-.- No data available at this section
- NA No data available



Horse/Jockey Name	Bump'n'run
Final Rank	6
Fastest Section Time (Section)	0:11.58 (2000m)
Top Speed [km/h] (Section)	63.3 (2000m)
Race State	Finished



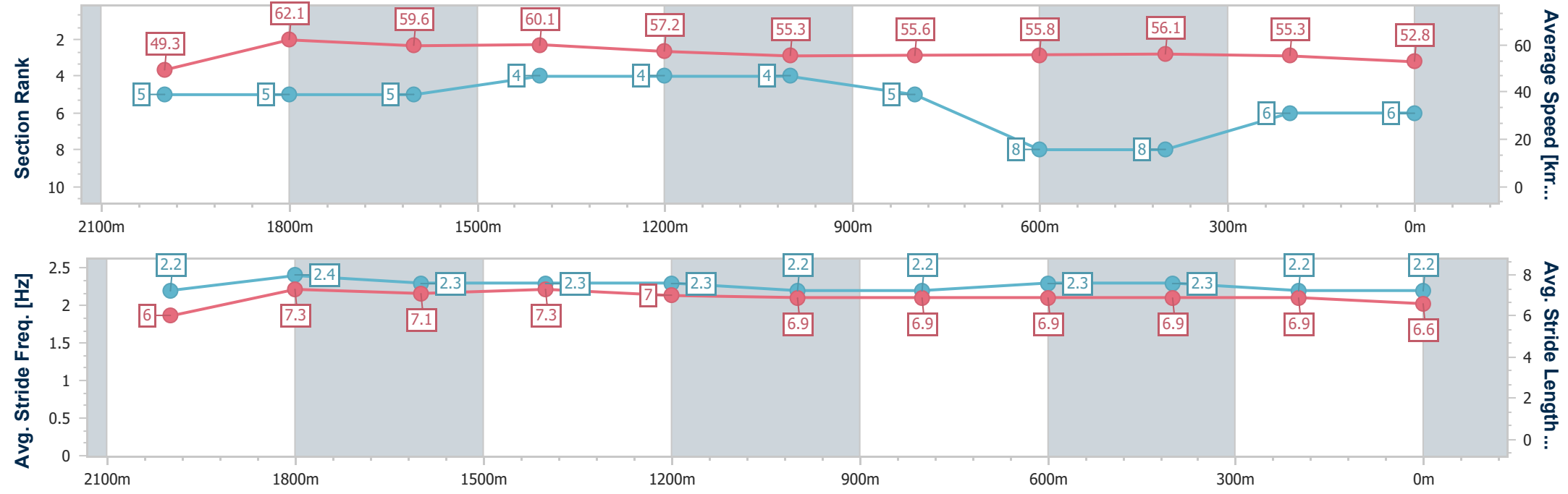
Ipswich QLD Professional
Race 4: GREAT NORTHERN BENCHMARK 68 Handicap - 2180m



24 April 2024 - 13:46

Track Rating: Heavy 9, Weather: Fine, Rail Position: +6m

Section	Overall	2000m	1800m	1600m	1400m	1200m	1000m	800m	600m	400m	200m
Section Times	2:20.12 [6] (0:13.18)	2:06.94 [5] (0:11.58)	1:55.36 [5] (0:12.10)	1:43.26 [5] (0:12.00)	1:31.26 [4] (0:12.61)	1:18.65 [4] (0:13.07)	1:05.58 [4] (0:12.99)	0:52.59 [5] (0:12.96)	0:39.63 [8] (0:12.92)	0:26.71 [8] (0:13.12)	0:13.59 [6] (0:13.59)
Average Speed [km/h]	49.3	62.1	59.6	60.1	57.2	55.3	55.6	55.8	56.1	55.3	52.8
Top Speed [km/h]	61.8	63.3	61.3	60.9	58.5	56.0	56.0	56.9	57.3	55.8	56.1
Avg. Dist. to Rail [m]	4.8	1.3	0.4	1.6	0.8	1.0	1.2	0.9	1.7	1.8	1.0
Avg. Stride Freq. [Hz]	2.2	2.4	2.3	2.3	2.3	2.2	2.2	2.3	2.3	2.2	2.2
Avg. Stride Length [m]	6.0	7.3	7.1	7.3	7.0	6.9	6.9	6.9	6.9	6.9	6.6



- [] Ranking at each section and finish
- .-.- No data available at this section
- NA No data available



Horse/Jockey Name	Kasear
Final Rank	7
Fastest Section Time (Section)	0:11.54 (2000m)
Top Speed [km/h] (Section)	63.2 (2000m)
Race State	Finished



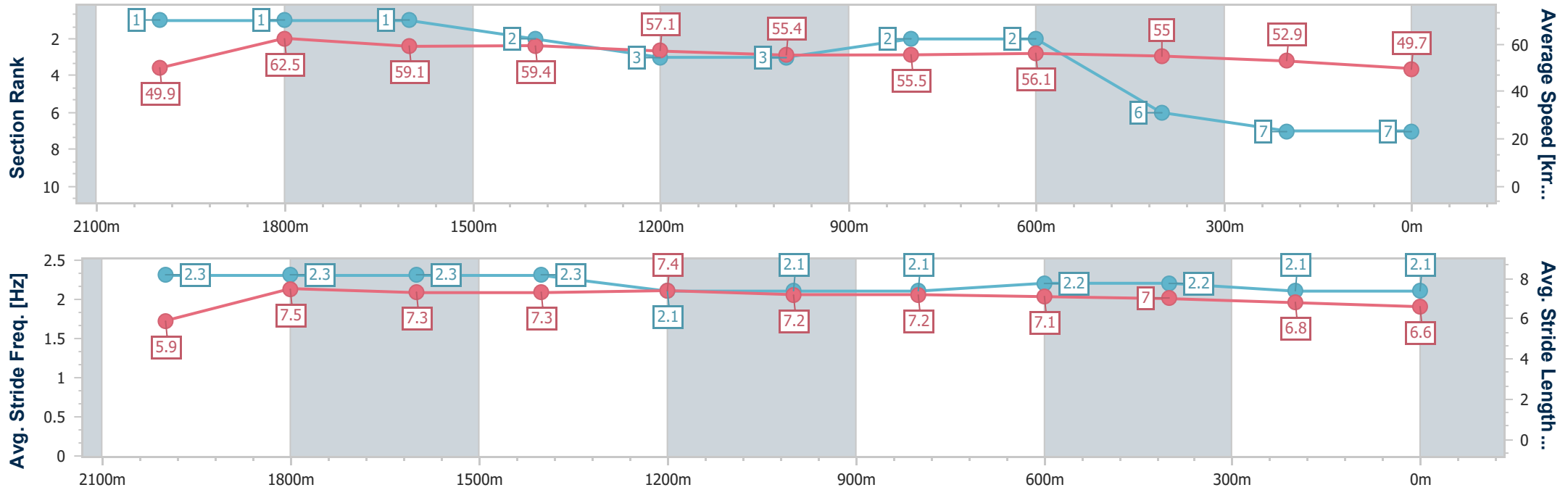
Ipswich QLD Professional
Race 4: GREAT NORTHERN BENCHMARK 68 Handicap - 2180m



24 April 2024 - 13:46

Track Rating: Heavy 9, Weather: Fine, Rail Position: +6m

Section	Overall	2000m	1800m	1600m	1400m	1200m	1000m	800m	600m	400m	200m
Section Times	2:21.09 [7] (0:12.98)	2:08.11 [1] (0:11.54)	1:56.57 [1] (0:12.01)	1:44.56 [1] (0:12.09)	1:32.47 [2] (0:12.63)	1:19.84 [3] (0:13.03)	1:06.81 [3] (0:12.94)	0:53.87 [2] (0:12.83)	0:41.04 [2] (0:13.05)	0:27.99 [6] (0:13.53)	0:14.46 [7] (0:14.46)
Average Speed [km/h]	49.9	62.5	59.1	59.4	57.1	55.4	55.5	56.1	55.0	52.9	49.7
Top Speed [km/h]	62.2	63.2	61.2	60.7	58.5	55.7	56.7	56.6	55.8	53.9	52.7
Avg. Dist. to Rail [m]	0.8	1.4	1.7	0.7	0.1	0.2	0.2	0.5	0.8	0.7	0.4
Avg. Stride Freq. [Hz]	2.3	2.3	2.3	2.3	2.1	2.1	2.1	2.2	2.2	2.1	2.1
Avg. Stride Length [m]	5.9	7.5	7.3	7.3	7.4	7.2	7.2	7.1	7.0	6.8	6.6



- [] Ranking at each section and finish
- .-.- No data available at this section
- NA No data available



Horse/Jockey Name	Jetpack Verdi
Final Rank	8
Fastest Section Time (Section)	0:11.53 (2000m)
Top Speed [km/h] (Section)	63.2 (2000m)
Race State	Finished



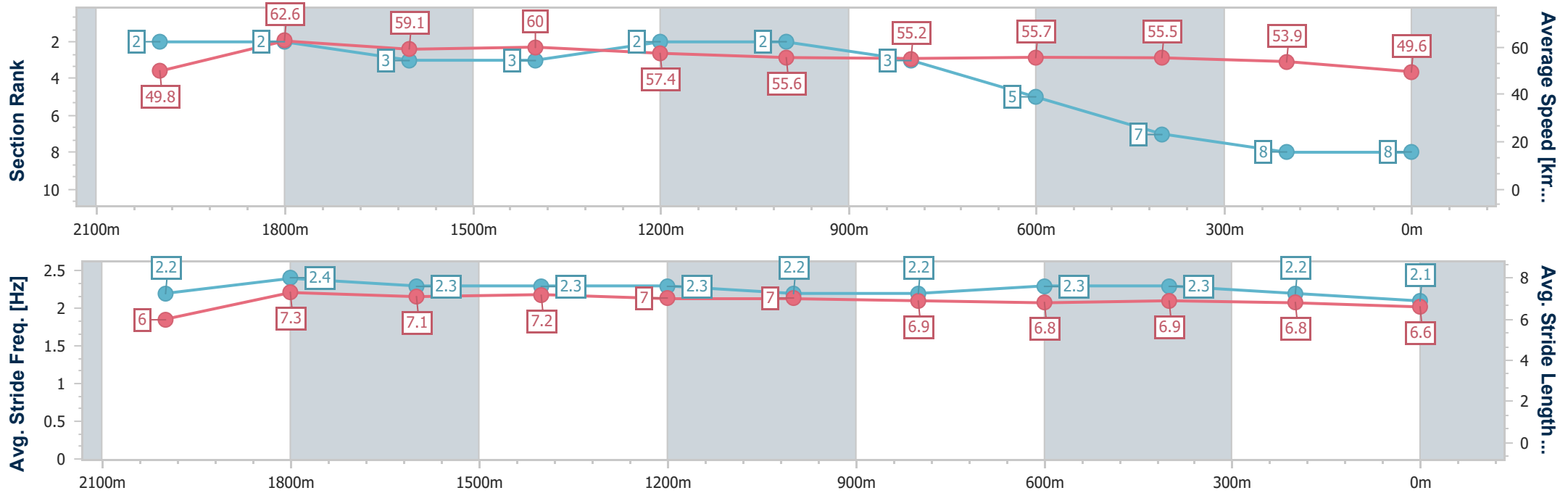
Ipswich QLD Professional
Race 4: GREAT NORTHERN BENCHMARK 68 Handicap - 2180m



24 April 2024 - 13:46

Track Rating: Heavy 9, Weather: Fine, Rail Position: +6m

Section	Overall	2000m	1800m	1600m	1400m	1200m	1000m	800m	600m	400m	200m
Section Times	2:21.32 [8] (0:13.01)	2:08.31 [2] (0:11.53)	1:56.78 [2] (0:12.09)	1:44.69 [3] (0:12.03)	1:32.66 [3] (0:12.58)	1:20.08 [2] (0:13.03)	1:07.05 [2] (0:13.04)	0:54.01 [3] (0:12.96)	0:41.05 [5] (0:13.09)	0:27.96 [7] (0:13.44)	0:14.52 [8] (0:14.52)
Average Speed [km/h]	49.8	62.6	59.1	60.0	57.4	55.6	55.2	55.7	55.5	53.9	49.6
Top Speed [km/h]	62.3	63.2	61.2	60.4	59.4	56.1	55.8	57.0	56.9	55.3	53.8
Avg. Dist. to Rail [m]	1.8	0.6	0.6	0.8	0.9	0.7	0.7	0.7	2.3	1.8	1.8
Avg. Stride Freq. [Hz]	2.2	2.4	2.3	2.3	2.3	2.2	2.2	2.3	2.3	2.2	2.1
Avg. Stride Length [m]	6.0	7.3	7.1	7.2	7.0	7.0	6.9	6.8	6.9	6.8	6.6



- [] Ranking at each section and finish
- .-.- No data available at this section
- NA No data available

24 April 2024 - 14:18

Track Rating: Heavy 9, Weather: Fine, Rail Position: +6m

Section		Overall	1400m	1200m	1000m	800m	600m	400m	Last 600m				
Field Times		1:45.24 (0:19.36)	1:25.88 (0:11.43)	1:14.45 (0:12.05)	1:02.40 (0:12.29)	0:50.11 (0:12.31)	0:37.80 (0:12.21)	0:25.59 (0:12.58)	0:37.80				
Rank	TAB Horse/Jockey	Barrier	Top Speed [km/h]	Fastest Section									Distance Travelled [m]
1	6 SHERRIFF CODY Cejay Graham	2	64.2 Overall	0:11.62 1400m	1:45.24 [1] (0:19.65)	1:25.59 [2] (0:11.62)	1:13.97 [3] (0:12.33)	1:01.64 [4] (0:12.25)	0:49.39 [4] (0:12.22)	0:37.17 [4] (0:12.07)	0:25.10 [5] (0:12.36)	0:37.17	
2	7 SHOWMAN Jim Byrne	3	63.8 Overall	0:11.58 1400m	1:45.28 [2] (0:19.90)	1:25.38 [4] (0:11.58)	1:13.80 [4] (0:11.96)	1:01.84 [3] (0:12.20)	0:49.64 [3] (0:12.06)	0:37.58 [2] (0:12.12)	0:25.46 [2] (0:12.41)	0:37.58	-4
3	9 ROCKED Mark Du Plessis	4	63.0 1400m	0:11.59 1400m	1:45.53 [3] (0:20.03)	1:25.50 [5] (0:11.59)	1:13.91 [5] (0:12.17)	1:01.74 [5] (0:12.20)	0:49.54 [5] (0:12.19)	0:37.35 [5] (0:11.93)	0:25.42 [4] (0:12.38)	0:37.35	-5
4	3 DEMON DELIVERA Kyle Wilson-Taylor	1	64.1 1400m	0:11.43 1400m	1:45.72 [4] (0:19.36)	1:26.36 [1] (0:11.43)	1:14.93 [1] (0:12.05)	1:02.88 [1] (0:12.29)	0:50.59 [1] (0:12.31)	0:38.28 [1] (0:12.21)	0:26.07 [1] (0:12.64)	0:38.28	-3
5	5 IRISH SALLY Karl Zechner	7	62.6 Overall	0:11.58 1400m	1:45.77 [5] (0:20.30)	1:25.47 [7] (0:11.58)	1:13.89 [7] (0:12.04)	1:01.85 [6] (0:12.23)	0:49.62 [7] (0:12.17)	0:37.45 [6] (0:11.97)	0:25.48 [6] (0:12.42)	0:37.45	-5
6	2 COOL ENCOUNTER Justin Huxtable	9	62.9 Overall	0:11.65 1400m	1:46.17 [6] (0:20.21)	1:25.96 [6] (0:11.65)	1:14.31 [6] (0:12.15)	1:02.16 [7] (0:12.12)	0:50.04 [6] (0:12.22)	0:37.82 [7] (0:12.18)	0:25.64 [7] (0:12.55)	0:37.82	+2
7	4 VALANTINO ROC Jake Bayliss	6	64.5 1400m	0:11.43 1400m	1:46.23 [7] (0:19.66)	1:26.57 [3] (0:11.43)	1:15.14 [2] (0:12.14)	1:03.00 [2] (0:12.29)	0:50.71 [2] (0:12.21)	0:38.50 [3] (0:12.38)	0:26.12 [3] (0:12.84)	0:38.50	+2

Scratched: Rising Pacific (#1), Serenade The Cat (#8)



Ipswich QLD Professional
 Race 5: GORDON'S GIN Class 4 Handicap - 1690m
 24 April 2024 - 14:18



Track Rating: Heavy 9, Weather: Fine, Rail Position: +6m

Section				200m				Last 600m	
Field Times				0:13.01 (0:13.01)				0:37.80	
Rank	TAB	Horse/Jockey	Barrier	Top Speed [km/h]	Fastest Section	Margin			Distance Travelled [m]
1	6	SHERRIFF CODY Cejay Graham	2	64.2 Overall	0:11.62 1400m	0:12.74 [4] (0:12.74)	1:45.24		0:37.17
2	7	SHOWMAN Jim Byrne	3	63.8 Overall	0:11.58 1400m	0:13.05 [1] (0:13.05)	0.22L		0:37.58 -4
3	9	ROCKED Mark Du Plessis	4	63.0 1400m	0:11.59 1400m	0:13.04 [3] (0:13.04)	1.7L		0:37.35 -5
4	3	DEMON DELIVERA Kyle Wilson-Taylor	1	64.1 1400m	0:11.43 1400m	0:13.43 [2] (0:13.43)	2.82L		0:38.28 -3
5	5	IRISH SALLY Karl Zechner	7	62.6 Overall	0:11.58 1400m	0:13.06 [5] (0:13.06)	3.11L		0:37.45 -5
6	2	COOL ENCOUNTER Justin Huxtable	9	62.9 Overall	0:11.65 1400m	0:13.09 [7] (0:13.09)	5.47L		0:37.82 +2
7	4	VALANTINO ROC Jake Bayliss	6	64.5 1400m	0:11.43 1400m	0:13.28 [6] (0:13.28)	5.79L		0:38.50 +2

Scratched: Rising Pacific (#1), Serenade The Cat (#8)

[] Ranking at each section and finish
 -:-:- No data available at this section
 NA No data available

SCN Saddle cloth number
 DNF Did not finish
 DNT Did not track



Horse/Jockey Name	Sherriff Cody
Final Rank	1
Fastest Section Time (Section)	0:11.62 (1400m)
Top Speed [km/h] (Section)	64.2 (Overall)
Race State	Finished



Ipswich QLD Professional

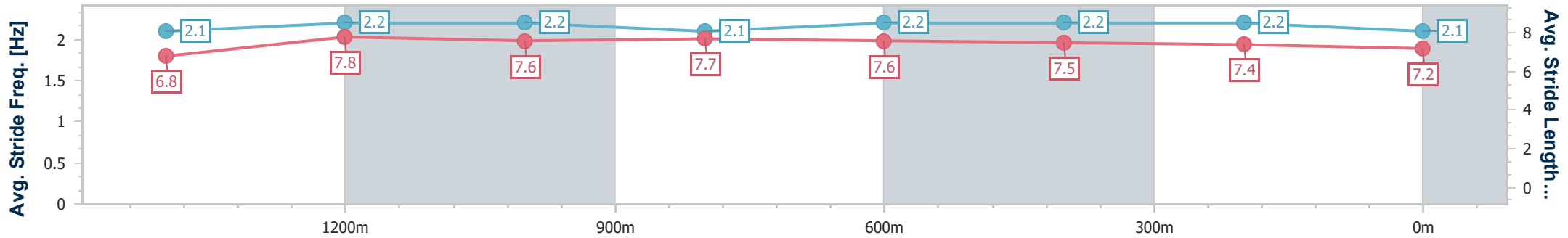
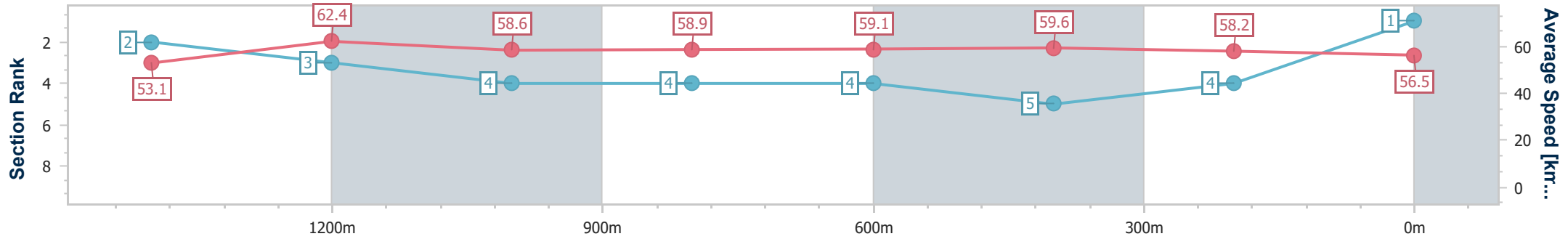
Race 5: GORDON'S GIN Class 4 Handicap - 1690m

24 April 2024 - 14:18



Track Rating: Heavy 9, Weather: Fine, Rail Position: +6m

Section	Overall	1400m	1200m	1000m	800m	600m	400m	200m
Section Times	1:45.24 [1] (0:19.65)	1:25.59 [2] (0:11.62)	1:13.97 [3] (0:12.33)	1:01.64 [4] (0:12.25)	0:49.39 [4] (0:12.22)	0:37.17 [4] (0:12.07)	0:25.10 [5] (0:12.36)	0:12.74 [4] (0:12.74)
Average Speed [km/h]	53.1	62.4	58.6	58.9	59.1	59.6	58.2	56.5
Top Speed [km/h]	64.2	63.8	61.4	60.3	59.6	60.3	59.1	57.6
Avg. Dist. to Rail [m]	2.2	0.9	1.6	1.0	0.3	0.4	1.1	1.5
Avg. Stride Freq. [Hz]	2.1	2.2	2.2	2.1	2.2	2.2	2.2	2.1
Avg. Stride Length [m]	6.8	7.8	7.6	7.7	7.6	7.5	7.4	7.2



- [] Ranking at each section and finish
- .-.- No data available at this section
- NA No data available



Horse/Jockey Name	Showman
Final Rank	2
Fastest Section Time (Section)	0:11.58 (1400m)
Top Speed [km/h] (Section)	63.8 (Overall)
Race State	Finished



Ipswich QLD Professional

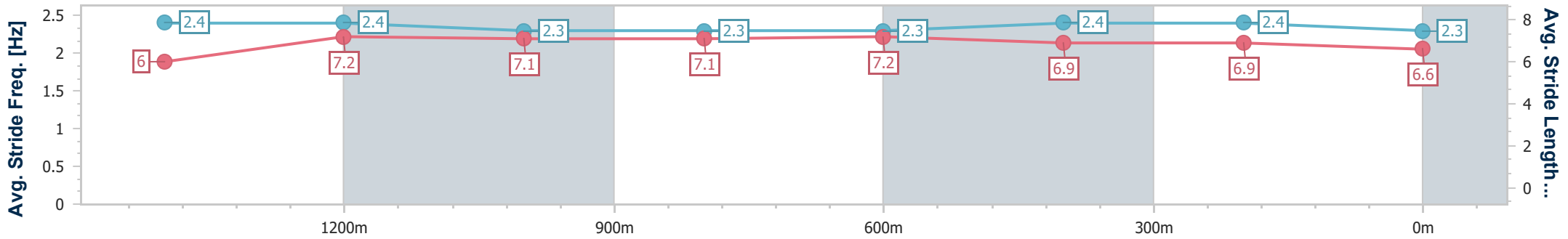
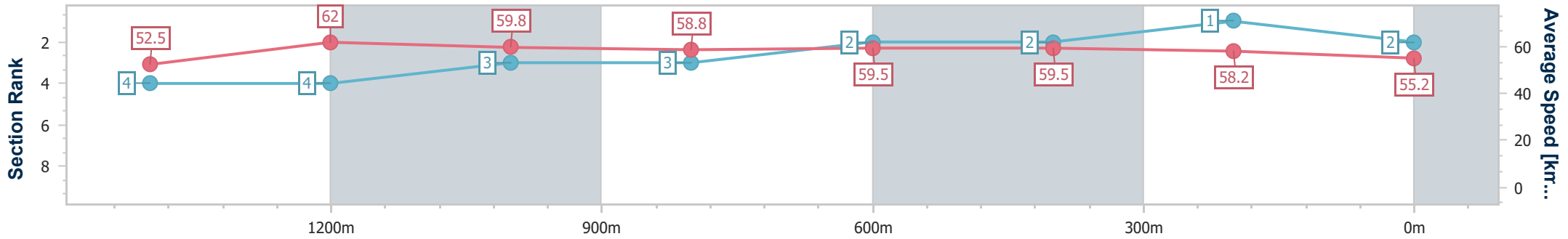
Race 5: GORDON'S GIN Class 4 Handicap - 1690m

24 April 2024 - 14:18



Track Rating: Heavy 9, Weather: Fine, Rail Position: +6m

Section	Overall	1400m	1200m	1000m	800m	600m	400m	200m
Section Times	1:45.28 [2] (0:19.90)	1:25.38 [4] (0:11.58)	1:13.80 [4] (0:11.96)	1:01.84 [3] (0:12.20)	0:49.64 [3] (0:12.06)	0:37.58 [2] (0:12.12)	0:25.46 [2] (0:12.41)	0:13.05 [1] (0:13.05)
Average Speed [km/h]	52.5	62.0	59.8	58.8	59.5	59.5	58.2	55.2
Top Speed [km/h]	63.8	62.5	62.7	59.6	61.4	61.8	59.6	58.0
Avg. Dist. to Rail [m]	2.3	1.2	1.5	1.1	0.7	0.7	1.0	0.5
Avg. Stride Freq. [Hz]	2.4	2.4	2.3	2.3	2.3	2.4	2.4	2.3
Avg. Stride Length [m]	6.0	7.2	7.1	7.1	7.2	6.9	6.9	6.6



- [] Ranking at each section and finish
- .-.- No data available at this section
- NA No data available



Horse/Jockey Name	Rocked
Final Rank	3
Fastest Section Time (Section)	0:11.59 (1400m)
Top Speed [km/h] (Section)	63.0 (1400m)
Race State	Finished



Ipswich QLD Professional

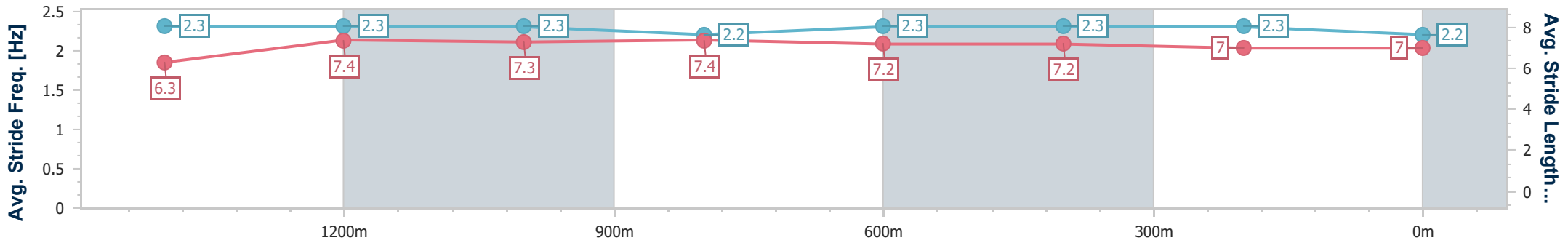
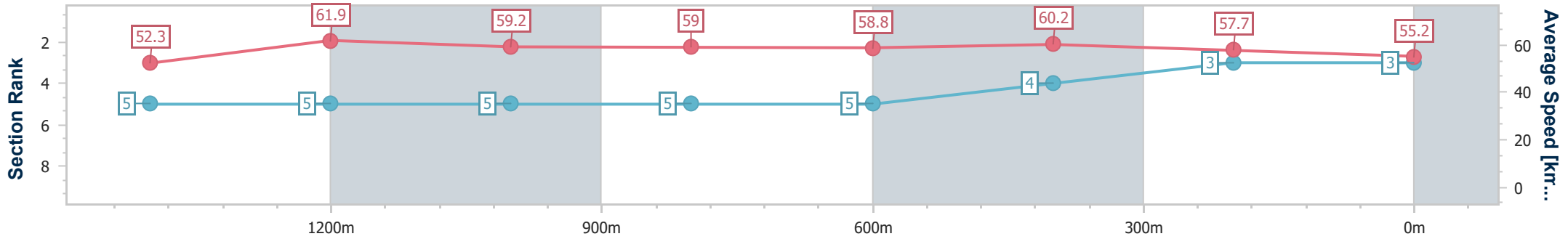
Race 5: GORDON'S GIN Class 4 Handicap - 1690m

24 April 2024 - 14:18



Track Rating: Heavy 9, Weather: Fine, Rail Position: +6m

Section	Overall	1400m	1200m	1000m	800m	600m	400m	200m
Section Times	1:45.53 [3] (0:20.03)	1:25.50 [5] (0:11.59)	1:13.91 [5] (0:12.17)	1:01.74 [5] (0:12.20)	0:49.54 [5] (0:12.19)	0:37.35 [5] (0:11.93)	0:25.42 [4] (0:12.38)	0:13.04 [3] (0:13.04)
Average Speed [km/h]	52.3	61.9	59.2	59.0	58.8	60.2	57.7	55.2
Top Speed [km/h]	62.8	63.0	62.1	60.2	60.3	62.3	59.0	57.2
Avg. Dist. to Rail [m]	2.8	0.2	0.3	0.5	0.7	1.0	1.1	0.5
Avg. Stride Freq. [Hz]	2.3	2.3	2.3	2.2	2.3	2.3	2.3	2.2
Avg. Stride Length [m]	6.3	7.4	7.3	7.4	7.2	7.2	7.0	7.0



- [] Ranking at each section and finish
- .-.- No data available at this section
- NA No data available



Horse/Jockey Name	Demon Delivera
Final Rank	4
Fastest Section Time (Section)	0:11.43 (1400m)
Top Speed [km/h] (Section)	64.1 (1400m)
Race State	Finished



Ipswich QLD Professional

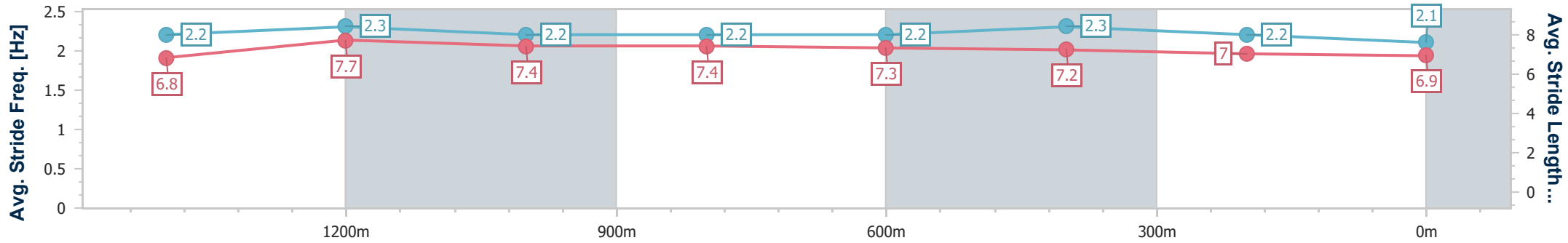
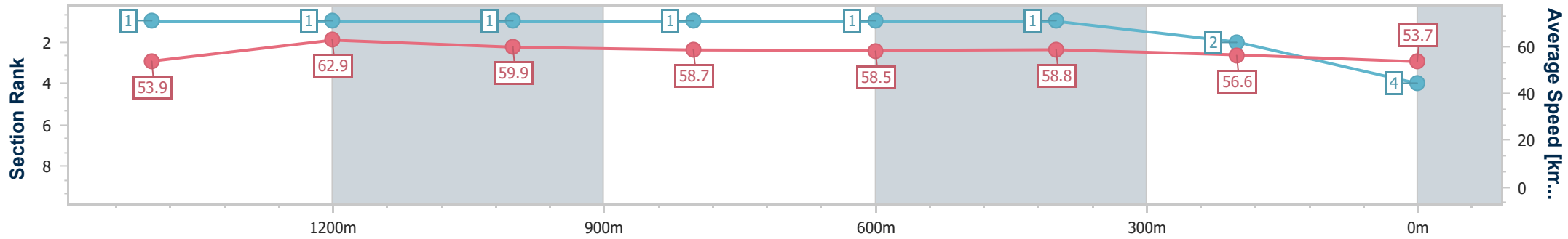
Race 5: GORDON'S GIN Class 4 Handicap - 1690m

24 April 2024 - 14:18



Track Rating: Heavy 9, Weather: Fine, Rail Position: +6m

Section	Overall	1400m	1200m	1000m	800m	600m	400m	200m
Section Times	1:45.72 [4] (0:19.36)	1:26.36 [1] (0:11.43)	1:14.93 [1] (0:12.05)	1:02.88 [1] (0:12.29)	0:50.59 [1] (0:12.31)	0:38.28 [1] (0:12.21)	0:26.07 [1] (0:12.64)	0:13.43 [2] (0:13.43)
Average Speed [km/h]	53.9	62.9	59.9	58.7	58.5	58.8	56.6	53.7
Top Speed [km/h]	63.5	64.1	60.8	59.0	58.8	59.8	58.0	56.1
Avg. Dist. to Rail [m]	1.1	0.2	0.3	0.3	0.2	0.7	1.0	1.5
Avg. Stride Freq. [Hz]	2.2	2.3	2.2	2.2	2.2	2.3	2.2	2.1
Avg. Stride Length [m]	6.8	7.7	7.4	7.4	7.3	7.2	7.0	6.9



- [] Ranking at each section and finish
- .-.- No data available at this section
- NA No data available



Horse/Jockey Name	Irish Sally
Final Rank	5
Fastest Section Time (Section)	0:11.58 (1400m)
Top Speed [km/h] (Section)	62.6 (Overall)
Race State	Finished



Ipswich QLD Professional

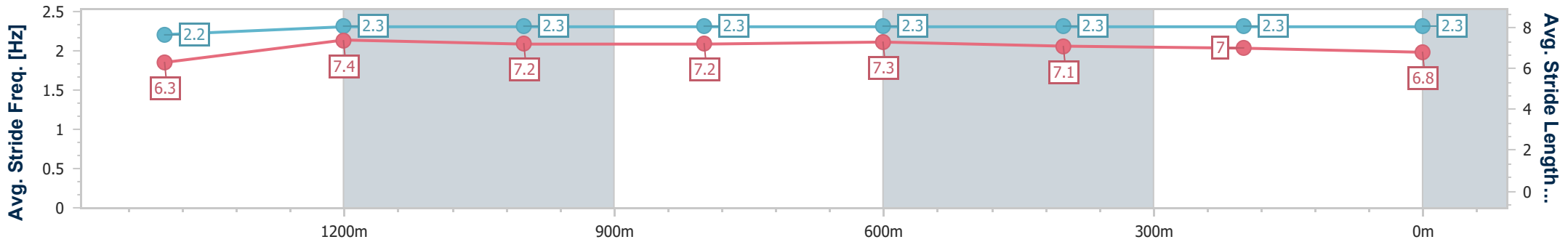
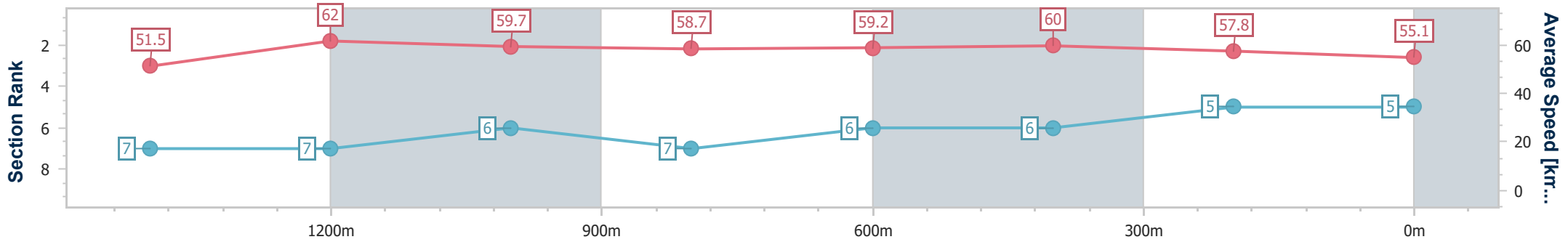
Race 5: GORDON'S GIN Class 4 Handicap - 1690m

24 April 2024 - 14:18



Track Rating: Heavy 9, Weather: Fine, Rail Position: +6m

Section	Overall	1400m	1200m	1000m	800m	600m	400m	200m
Section Times	1:45.77 [5] (0:20.30)	1:25.47 [7] (0:11.58)	1:13.89 [7] (0:12.04)	1:01.85 [6] (0:12.23)	0:49.62 [7] (0:12.17)	0:37.45 [6] (0:11.97)	0:25.48 [6] (0:12.42)	0:13.06 [5] (0:13.06)
Average Speed [km/h]	51.5	62.0	59.7	58.7	59.2	60.0	57.8	55.1
Top Speed [km/h]	62.6	62.2	62.0	60.0	60.0	60.8	59.5	57.0
Avg. Dist. to Rail [m]	2.8	0.7	0.7	0.4	0.5	0.5	1.2	2.0
Avg. Stride Freq. [Hz]	2.2	2.3	2.3	2.3	2.3	2.3	2.3	2.3
Avg. Stride Length [m]	6.3	7.4	7.2	7.2	7.3	7.1	7.0	6.8



- [] Ranking at each section and finish
- .-.- No data available at this section
- NA No data available



Horse/Jockey Name	Cool Encounter
Final Rank	6
Fastest Section Time (Section)	0:11.65 (1400m)
Top Speed [km/h] (Section)	62.9 (Overall)
Race State	Finished



Ipswich QLD Professional

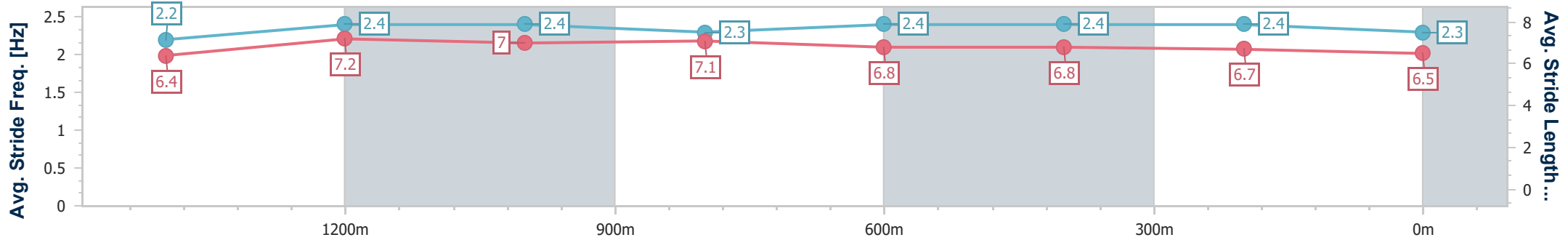
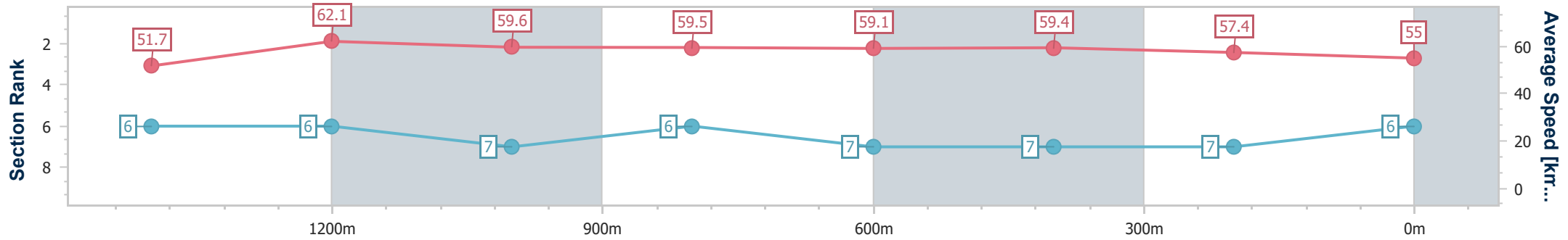
Race 5: GORDON'S GIN Class 4 Handicap - 1690m

24 April 2024 - 14:18



Track Rating: Heavy 9, Weather: Fine, Rail Position: +6m

Section	Overall	1400m	1200m	1000m	800m	600m	400m	200m
Section Times	1:46.17 [6] (0:20.21)	1:25.96 [6] (0:11.65)	1:14.31 [6] (0:12.15)	1:02.16 [7] (0:12.12)	0:50.04 [6] (0:12.22)	0:37.82 [7] (0:12.18)	0:25.64 [7] (0:12.55)	0:13.09 [7] (0:13.09)
Average Speed [km/h]	51.7	62.1	59.6	59.5	59.1	59.4	57.4	55.0
Top Speed [km/h]	62.9	62.8	62.1	60.9	59.9	60.5	59.0	56.0
Avg. Dist. to Rail [m]	3.6	1.1	1.2	1.2	0.5	0.8	0.6	0.4
Avg. Stride Freq. [Hz]	2.2	2.4	2.4	2.3	2.4	2.4	2.4	2.3
Avg. Stride Length [m]	6.4	7.2	7.0	7.1	6.8	6.8	6.7	6.5



- [] Ranking at each section and finish
- .-.- No data available at this section
- NA No data available



Horse/Jockey Name	Valantino Roc
Final Rank	7
Fastest Section Time (Section)	0:11.43 (1400m)
Top Speed [km/h] (Section)	64.5 (1400m)
Race State	Finished



Ipswich QLD Professional

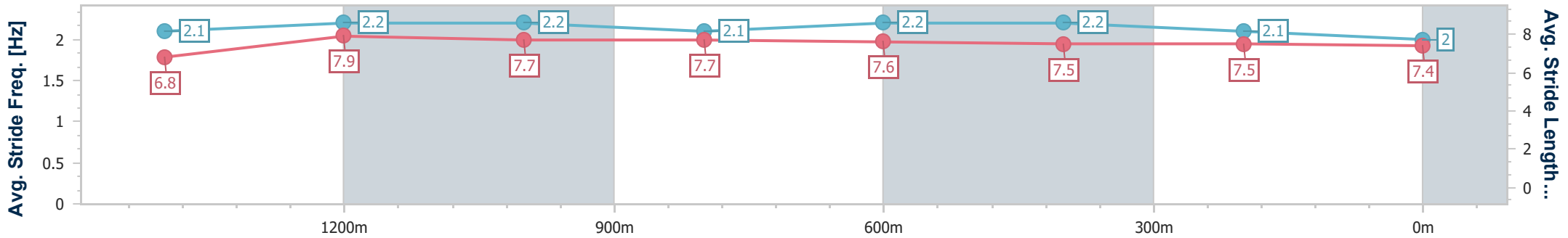
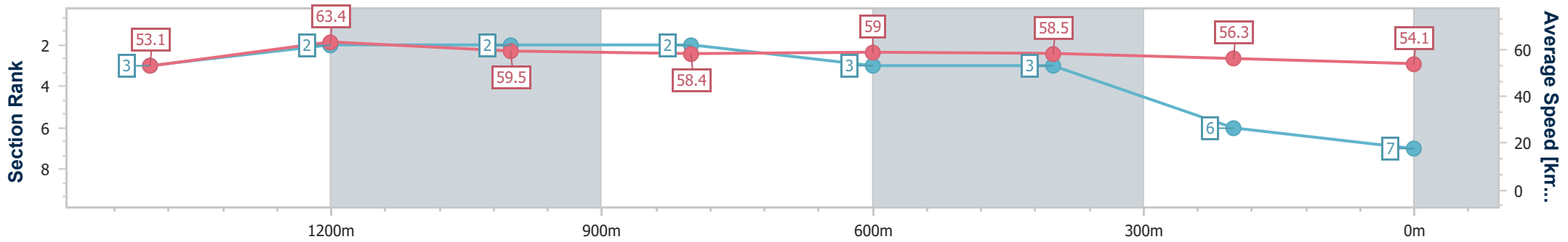
Race 5: GORDON'S GIN Class 4 Handicap - 1690m

24 April 2024 - 14:18



Track Rating: Heavy 9, Weather: Fine, Rail Position: +6m

Section	Overall	1400m	1200m	1000m	800m	600m	400m	200m
Section Times	1:46.23 [7] (0:19.66)	1:26.57 [3] (0:11.43)	1:15.14 [2] (0:12.14)	1:03.00 [2] (0:12.29)	0:50.71 [2] (0:12.21)	0:38.50 [3] (0:12.38)	0:26.12 [3] (0:12.84)	0:13.28 [6] (0:13.28)
Average Speed [km/h]	53.1	63.4	59.5	58.4	59.0	58.5	56.3	54.1
Top Speed [km/h]	63.5	64.5	61.3	59.4	60.4	60.2	57.9	55.6
Avg. Dist. to Rail [m]	4.1	1.0	0.3	0.4	0.4	1.2	1.7	1.5
Avg. Stride Freq. [Hz]	2.1	2.2	2.2	2.1	2.2	2.2	2.1	2.0
Avg. Stride Length [m]	6.8	7.9	7.7	7.7	7.6	7.5	7.5	7.4



- [] Ranking at each section and finish
- .-.- No data available at this section
- NA No data available

Track Rating: Heavy 9, Weather: Fine, Rail Position: +6m

Section		Overall	1400m	1200m	1000m	800m	600m	400m	Last 600m					
Field Times		1:47.08 (0:19.83)	1:27.25 (0:12.19)	1:15.06 (0:12.53)	1:02.53 (0:12.70)	0:49.83 (0:12.36)	0:37.47 (0:12.31)	0:25.16 (0:12.22)	0:37.47					
Rank	TAB	Horse/Jockey	Barrier	Top Speed [km/h]	Fastest Section							Distance Travelled [m]		
1	12	ADELAIDE'S LACE Samantha Collett	10	60.9 Overall	0:12.19 1400m	1:47.08 [1] (0:19.83)	1:27.25 [1] (0:12.19)	1:15.06 [1] (0:12.53)	1:02.53 [1] (0:12.70)	0:49.83 [1] (0:12.36)	0:37.47 [1] (0:12.31)	0:25.16 [1] (0:12.22)	0:37.47	
2	9	THE HINDUSTAN Ryan Maloney	9	60.2 Overall	0:12.27 600m	1:47.75 [2] (0:20.13)	1:27.62 [3] (0:12.31)	1:15.31 [4] (0:12.59)	1:02.72 [4] (0:12.70)	0:50.02 [4] (0:12.33)	0:37.69 [4] (0:12.27)	0:25.42 [4] (0:12.74)	0:37.69	+8
3	14	VIDYA Cejay Graham	1	59.9 Overall	0:12.26 1400m	1:47.79 [3] (0:20.15)	1:27.64 [4] (0:12.26)	1:15.38 [3] (0:12.52)	1:02.86 [3] (0:12.68)	0:50.18 [3] (0:12.37)	0:37.81 [3] (0:12.35)	0:25.46 [3] (0:12.63)	0:37.81	+0
4	10	AQUA ROSA Bailey Wheeler	5	60.1 600m	0:12.31 600m	1:48.02 [4] (0:20.43)	1:27.59 [7] (0:12.40)	1:15.19 [6] (0:12.49)	1:02.70 [6] (0:12.71)	0:49.99 [6] (0:12.34)	0:37.65 [6] (0:12.31)	0:25.34 [7] (0:12.71)	0:37.65	+10
5	13	MIRACLE SEVEN Mark Du Plessis	2	59.9 Overall	0:12.27 600m	1:48.13 [5] (0:20.36)	1:27.77 [6] (0:12.31)	1:15.46 [5] (0:12.56)	1:02.90 [5] (0:12.69)	0:50.21 [5] (0:12.32)	0:37.89 [5] (0:12.27)	0:25.62 [5] (0:12.73)	0:37.89	+4
6	8	RIDE FOR LUCK Robbie Dolan	4	60.9 600m	0:11.96 600m	1:48.25 [6] (0:20.73)	1:27.52 [9] (0:12.50)	1:15.02 [9] (0:12.43)	1:02.59 [8] (0:12.62)	0:49.97 [7] (0:12.28)	0:37.69 [7] (0:11.96)	0:25.73 [6] (0:12.73)	0:37.69	+3
7	5	NOAH Karl Zechner	13	60.2 Overall	0:12.22 600m	1:48.28 [7] (0:20.30)	1:27.98 [5] (0:12.90)	1:15.08 [8] (0:12.71)	1:02.37 [9] (0:12.60)	0:49.77 [9] (0:12.38)	0:37.39 [9] (0:12.22)	0:25.17 [8] (0:12.32)	0:37.39	+8
8	4	LUCIFER THE CAT Sean Cormack	6	60.1 1400m	0:12.38 1400m	1:48.78 [8] (0:20.73)	1:28.05 [8] (0:12.38)	1:15.67 [7] (0:12.54)	1:03.13 [7] (0:12.63)	0:50.50 [7] (0:12.41)	0:38.09 [8] (0:12.44)	0:25.65 [9] (0:12.61)	0:38.09	+7
9	3	GLENRAY'S MATE Boris Thornton	8	61.9 Overall	0:12.21 1400m	1:48.79 [9] (0:19.97)	1:28.82 [2] (0:12.21)	1:16.61 [2] (0:12.59)	1:04.02 [2] (0:12.73)	0:51.29 [2] (0:12.35)	0:38.94 [2] (0:12.42)	0:26.52 [2] (0:12.79)	0:38.94	+4
10	15	RUBY LOVES CARROTS Nozi Tomizawa	12	58.8 1000m	0:12.47 1000m	1:49.65 [10] (0:20.80)	1:28.85 [10] (0:12.69)	1:16.16 [10] (0:12.63)	1:03.53 [10] (0:12.47)	0:51.06 [10] (0:12.47)	0:38.59 [10] (0:12.55)	0:26.04 [10] (0:12.70)	0:38.59	+4

Scratched: Frankel Moon (#2), Rashford (#7), Align The Planets (#1), Breytenbach (#6), Makin' Statements (#11)

Track Rating: Heavy 9, Weather: Fine, Rail Position: +6m

Section				200m				Last 600m	
Field Times				0:12.94 (0:12.94)				0:37.47	
Rank	TAB	Horse/Jockey	Barrier	Top Speed [km/h]	Fastest Section	Margin			Distance Travelled [m]
1	12	ADELAIDE'S LACE Samantha Collett	10	60.9 Overall	0:12.19 1400m	0:12.94 [1] (0:12.94)	1:47.08		0:37.47
2	9	THE HINDUSTAN Ryan Maloney	9	60.2 Overall	0:12.27 600m	0:12.68 [4] (0:12.68)	3.96L		0:37.69 +8
3	14	VIDYA Cejay Graham	1	59.9 Overall	0:12.26 1400m	0:12.83 [2] (0:12.83)	4.18L		0:37.81 +0
4	10	AQUA ROSA Bailey Wheeler	5	60.1 600m	0:12.31 600m	0:12.63 [7] (0:12.63)	5.56L		0:37.65 +10
5	13	MIRACLE SEVEN Mark Du Plessis	2	59.9 Overall	0:12.27 600m	0:12.89 [5] (0:12.89)	6.2L		0:37.89 +4
6	8	RIDE FOR LUCK Robbie Dolan	4	60.9 600m	0:11.96 600m	0:13.00 [6] (0:13.00)	6.93L		0:37.69 +3
7	5	NOAH Karl Zechner	13	60.2 Overall	0:12.22 600m	0:12.85 [8] (0:12.85)	7.07L		0:37.39 +8
8	4	LUCIFER THE CAT Sean Cormack	6	60.1 1400m	0:12.38 1400m	0:13.04 [9] (0:13.04)	10.03L		0:38.09 +7
9	3	GLENRAY'S MATE Boris Thornton	8	61.9 Overall	0:12.21 1400m	0:13.73 [3] (0:13.73)	10.11L		0:38.94 +4
10	15	RUBY LOVES CARROTS Nozi Tomizawa	12	58.8 1000m	0:12.47 1000m	0:13.34 [10] (0:13.34)	15.15L		0:38.59 +4

Scratched: Frankel Moon (#2), Rashford (#7), Align The Planets (#1), Breytenbach (#6), Makin' Statements (#11)



Horse/Jockey Name	Adelaide's Lace
Final Rank	1
Fastest Section Time (Section)	0:12.19 (1400m)
Top Speed [km/h] (Section)	60.9 (Overall)
Race State	Finished



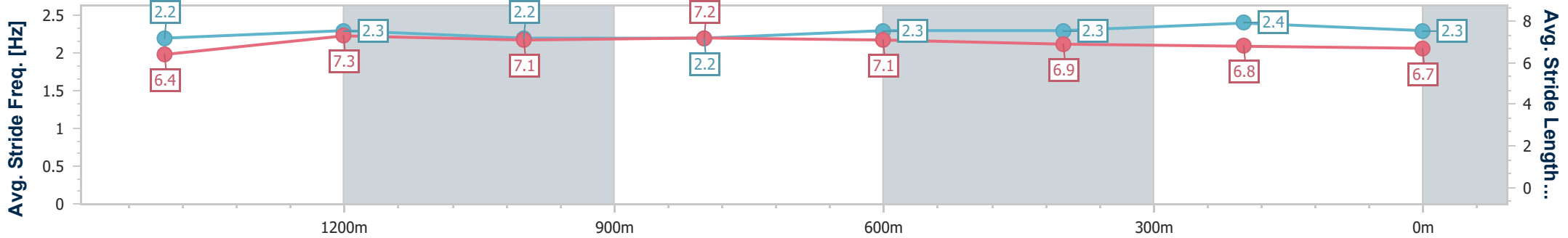
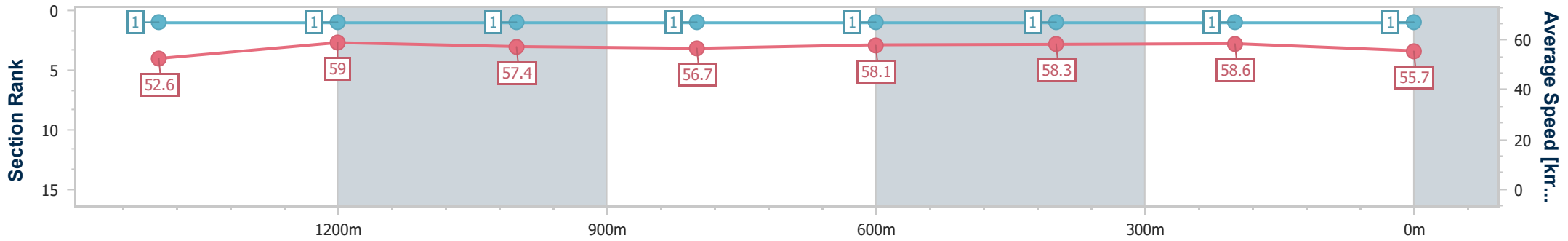
Ipswich QLD Professional
Race 6: SCHWEPPE'S Maiden Plate - 1690m



24 April 2024 - 14:53

Track Rating: Heavy 9, Weather: Fine, Rail Position: +6m

Section	Overall	1400m	1200m	1000m	800m	600m	400m	200m
Section Times	1:47.08 [1] (0:19.83)	1:27.25 [1] (0:12.19)	1:15.06 [1] (0:12.53)	1:02.53 [1] (0:12.70)	0:49.83 [1] (0:12.36)	0:37.47 [1] (0:12.31)	0:25.16 [1] (0:12.22)	0:12.94 [1] (0:12.94)
Average Speed [km/h]	52.6	59.0	57.4	56.7	58.1	58.3	58.6	55.7
Top Speed [km/h]	60.9	59.9	58.5	57.3	59.1	59.0	59.1	58.1
Avg. Dist. to Rail [m]	4.0	0.6	0.4	0.3	0.5	0.4	0.8	0.9
Avg. Stride Freq. [Hz]	2.2	2.3	2.2	2.2	2.3	2.3	2.4	2.3
Avg. Stride Length [m]	6.4	7.3	7.1	7.2	7.1	6.9	6.8	6.7



- [] Ranking at each section and finish
- .-.- No data available at this section
- NA No data available



Horse/Jockey Name	The Hindustan
Final Rank	2
Fastest Section Time (Section)	0:12.27 (600m)
Top Speed [km/h] (Section)	60.2 (Overall)
Race State	Finished



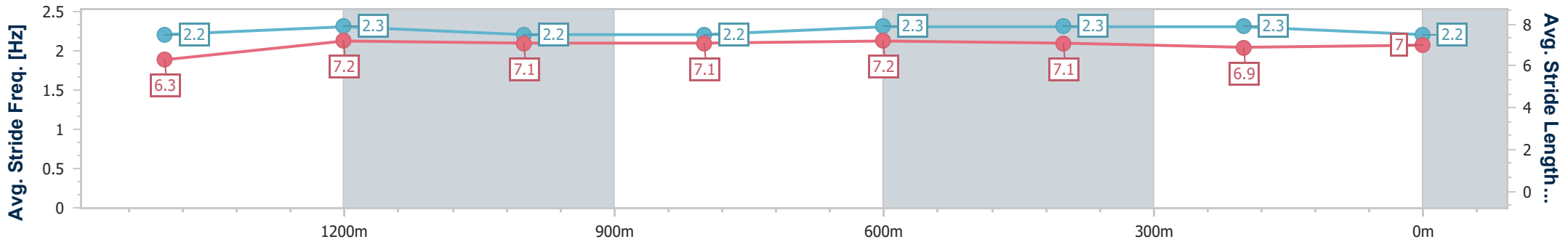
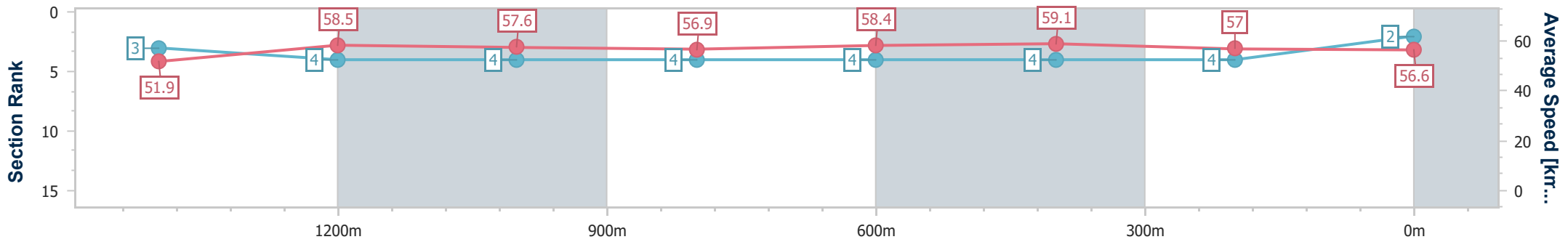
Ipswich QLD Professional
Race 6: SCHWEPPE'S Maiden Plate - 1690m



24 April 2024 - 14:53

Track Rating: Heavy 9, Weather: Fine, Rail Position: +6m

Section	Overall	1400m	1200m	1000m	800m	600m	400m	200m
Section Times	1:47.75 [2] (0:20.13)	1:27.62 [3] (0:12.31)	1:15.31 [4] (0:12.59)	1:02.72 [4] (0:12.70)	0:50.02 [4] (0:12.33)	0:37.69 [4] (0:12.27)	0:25.42 [4] (0:12.74)	0:12.68 [4] (0:12.68)
Average Speed [km/h]	51.9	58.5	57.6	56.9	58.4	59.1	57.0	56.6
Top Speed [km/h]	60.2	59.0	58.3	58.0	59.5	59.6	58.1	57.8
Avg. Dist. to Rail [m]	2.4	0.5	1.2	1.6	0.9	1.3	2.1	1.8
Avg. Stride Freq. [Hz]	2.2	2.3	2.2	2.2	2.3	2.3	2.3	2.2
Avg. Stride Length [m]	6.3	7.2	7.1	7.1	7.2	7.1	6.9	7.0



- [] Ranking at each section and finish
- .-.- No data available at this section
- NA No data available



Horse/Jockey Name	Vidya
Final Rank	3
Fastest Section Time (Section)	0:12.26 (1400m)
Top Speed [km/h] (Section)	59.9 (Overall)
Race State	Finished



Ipswich QLD Professional

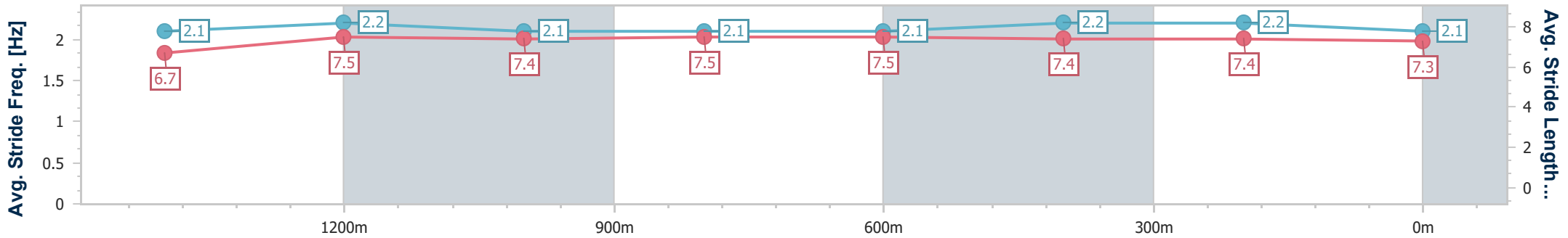
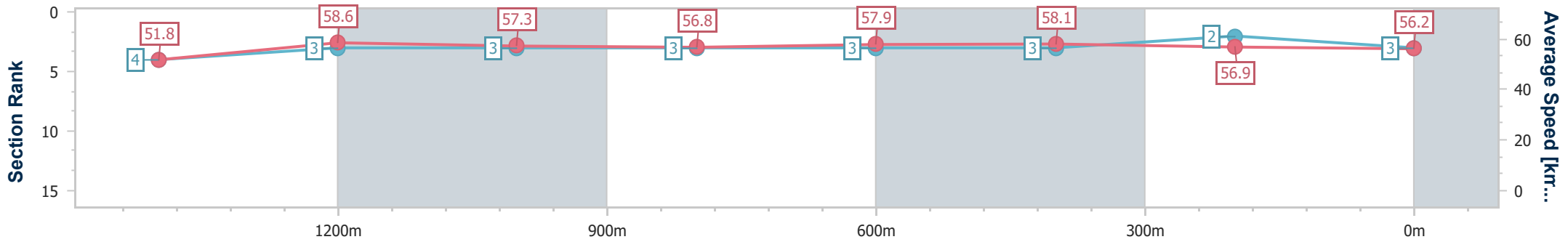
Race 6: SCHWEPPE'S Maiden Plate - 1690m

24 April 2024 - 14:53



Track Rating: Heavy 9, Weather: Fine, Rail Position: +6m

Section	Overall	1400m	1200m	1000m	800m	600m	400m	200m
Section Times	1:47.79 [3] (0:20.15)	1:27.64 [4] (0:12.26)	1:15.38 [3] (0:12.52)	1:02.86 [3] (0:12.68)	0:50.18 [3] (0:12.37)	0:37.81 [3] (0:12.35)	0:25.46 [3] (0:12.63)	0:12.83 [2] (0:12.83)
Average Speed [km/h]	51.8	58.6	57.3	56.8	57.9	58.1	56.9	56.2
Top Speed [km/h]	59.9	59.2	58.1	57.8	58.6	59.4	57.7	57.3
Avg. Dist. to Rail [m]	1.0	0.4	0.4	0.4	0.7	0.7	0.8	0.4
Avg. Stride Freq. [Hz]	2.1	2.2	2.1	2.1	2.1	2.2	2.2	2.1
Avg. Stride Length [m]	6.7	7.5	7.4	7.5	7.5	7.4	7.4	7.3



- [] Ranking at each section and finish
- .-.- No data available at this section
- NA No data available



Horse/Jockey Name	Aqua Rosa
Final Rank	4
Fastest Section Time (Section)	0:12.31 (600m)
Top Speed [km/h] (Section)	60.1 (600m)
Race State	Finished



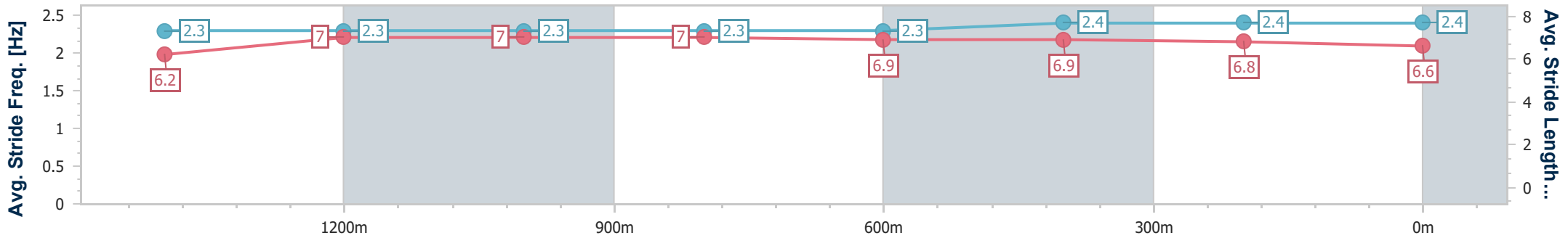
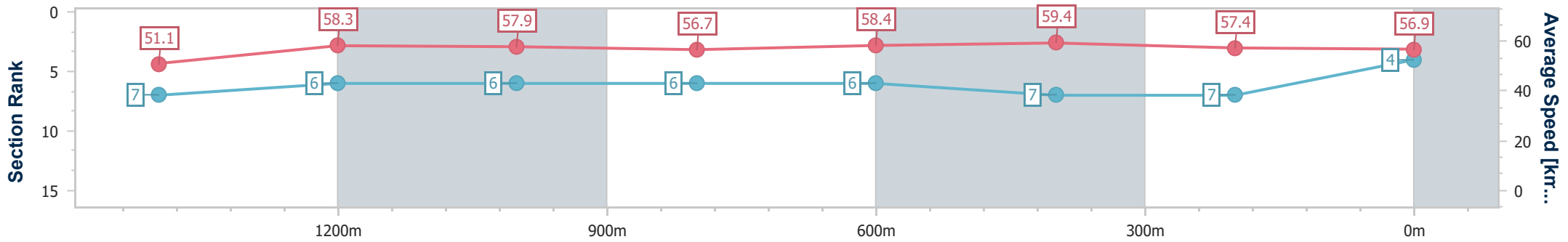
Ipswich QLD Professional
Race 6: SCHWEPPE'S Maiden Plate - 1690m



24 April 2024 - 14:53

Track Rating: Heavy 9, Weather: Fine, Rail Position: +6m

Section	Overall	1400m	1200m	1000m	800m	600m	400m	200m
Section Times	1:48.02 [4] (0:20.43)	1:27.59 [7] (0:12.40)	1:15.19 [6] (0:12.49)	1:02.70 [6] (0:12.71)	0:49.99 [6] (0:12.34)	0:37.65 [6] (0:12.31)	0:25.34 [7] (0:12.71)	0:12.63 [7] (0:12.63)
Average Speed [km/h]	51.1	58.3	57.9	56.7	58.4	59.4	57.4	56.9
Top Speed [km/h]	59.4	59.2	59.0	57.6	59.4	60.1	59.8	59.0
Avg. Dist. to Rail [m]	1.7	0.6	0.9	1.0	0.7	3.0	4.1	4.1
Avg. Stride Freq. [Hz]	2.3	2.3	2.3	2.3	2.3	2.4	2.4	2.4
Avg. Stride Length [m]	6.2	7.0	7.0	7.0	6.9	6.9	6.8	6.6



- [] Ranking at each section and finish
- .-.- No data available at this section
- NA No data available



Horse/Jockey Name	Miracle Seven
Final Rank	5
Fastest Section Time (Section)	0:12.27 (600m)
Top Speed [km/h] (Section)	59.9 (Overall)
Race State	Finished



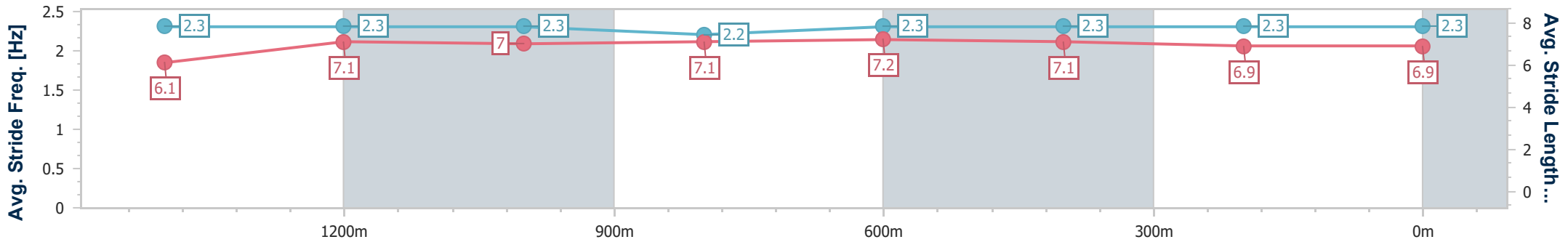
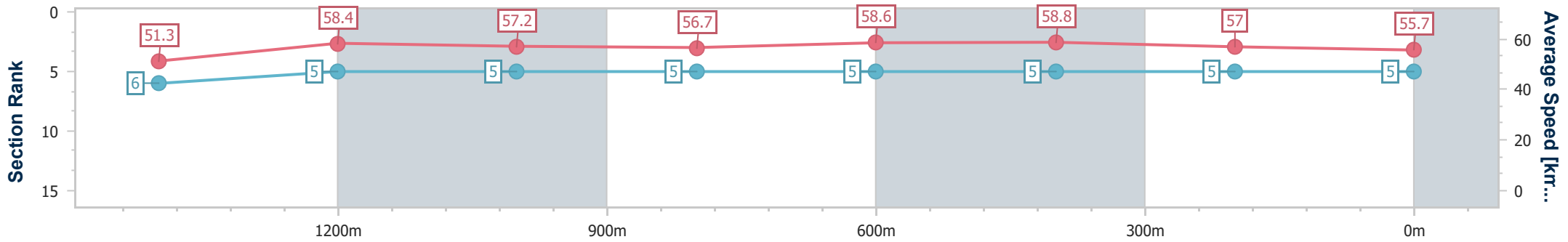
Ipswich QLD Professional
Race 6: SCHWEPPE'S Maiden Plate - 1690m



24 April 2024 - 14:53

Track Rating: Heavy 9, Weather: Fine, Rail Position: +6m

Section	Overall	1400m	1200m	1000m	800m	600m	400m	200m
Section Times	1:48.13 [5] (0:20.36)	1:27.77 [6] (0:12.31)	1:15.46 [5] (0:12.56)	1:02.90 [5] (0:12.69)	0:50.21 [5] (0:12.32)	0:37.89 [5] (0:12.27)	0:25.62 [5] (0:12.73)	0:12.89 [5] (0:12.89)
Average Speed [km/h]	51.3	58.4	57.2	56.7	58.6	58.8	57.0	55.7
Top Speed [km/h]	59.9	59.1	58.9	57.7	59.7	59.4	58.0	56.7
Avg. Dist. to Rail [m]	1.1	0.1	0.2	0.2	0.3	0.9	2.2	2.4
Avg. Stride Freq. [Hz]	2.3	2.3	2.3	2.2	2.3	2.3	2.3	2.3
Avg. Stride Length [m]	6.1	7.1	7.0	7.1	7.2	7.1	6.9	6.9



- [] Ranking at each section and finish
- .-.- No data available at this section
- NA No data available



Horse/Jockey Name	Ride For Luck
Final Rank	6
Fastest Section Time (Section)	0:11.96 (600m)
Top Speed [km/h] (Section)	60.9 (600m)
Race State	Finished



Ipswich QLD Professional

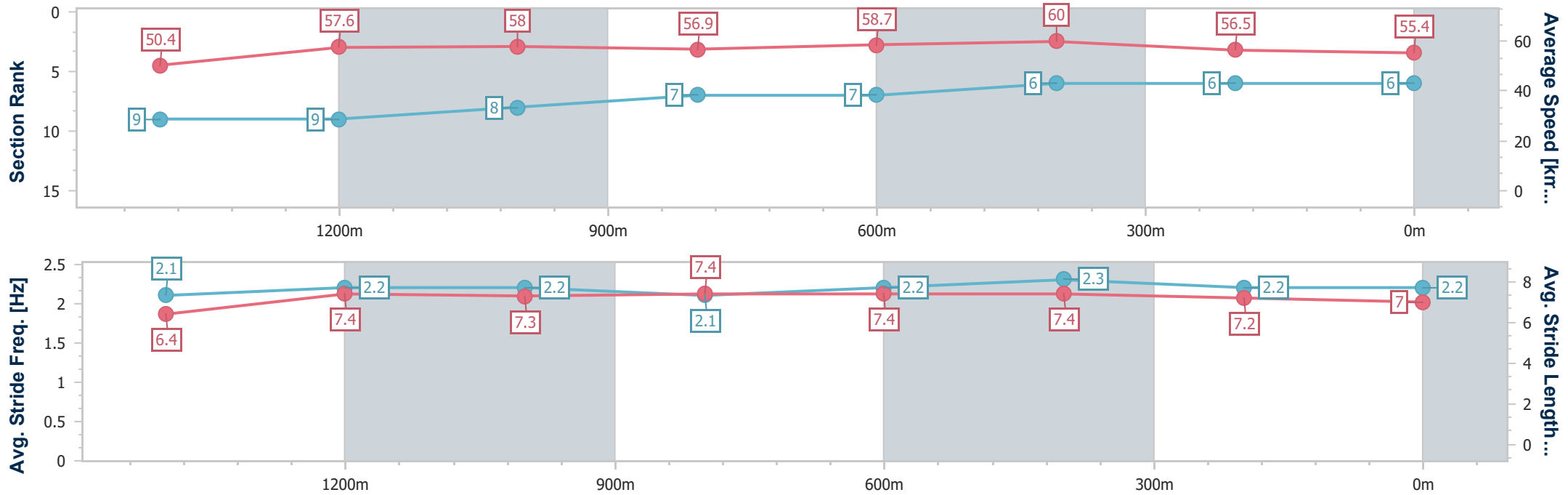
Race 6: SCHWEPPE'S Maiden Plate - 1690m

24 April 2024 - 14:53



Track Rating: Heavy 9, Weather: Fine, Rail Position: +6m

Section	Overall	1400m	1200m	1000m	800m	600m	400m	200m
Section Times	1:48.25 [6] (0:20.73)	1:27.52 [9] (0:12.50)	1:15.02 [9] (0:12.43)	1:02.59 [8] (0:12.62)	0:49.97 [7] (0:12.28)	0:37.69 [7] (0:11.96)	0:25.73 [6] (0:12.73)	0:13.00 [6] (0:13.00)
Average Speed [km/h]	50.4	57.6	58.0	56.9	58.7	60.0	56.5	55.4
Top Speed [km/h]	59.7	58.8	59.1	58.0	60.2	60.9	59.0	56.8
Avg. Dist. to Rail [m]	1.3	0.1	0.2	0.2	0.4	0.6	1.2	1.3
Avg. Stride Freq. [Hz]	2.1	2.2	2.2	2.1	2.2	2.3	2.2	2.2
Avg. Stride Length [m]	6.4	7.4	7.3	7.4	7.4	7.4	7.2	7.0



- [] Ranking at each section and finish
- .-.- No data available at this section
- NA No data available



Horse/Jockey Name	Noah
Final Rank	7
Fastest Section Time (Section)	0:12.22 (600m)
Top Speed [km/h] (Section)	60.2 (Overall)
Race State	Finished



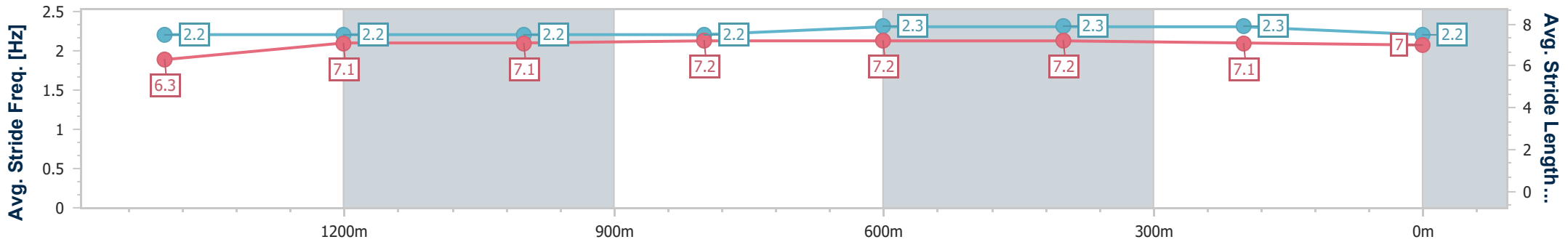
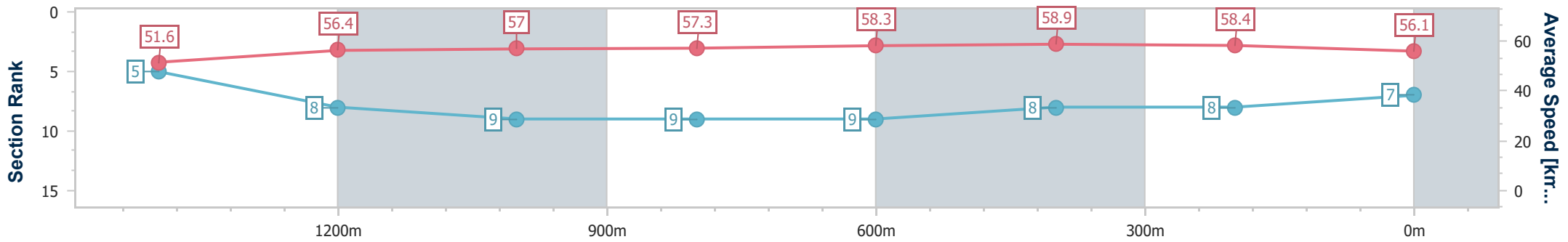
Ipswich QLD Professional
Race 6: SCHWEPPE'S Maiden Plate - 1690m



24 April 2024 - 14:53

Track Rating: Heavy 9, Weather: Fine, Rail Position: +6m

Section	Overall	1400m	1200m	1000m	800m	600m	400m	200m
Section Times	1:48.28 [7] (0:20.30)	1:27.98 [5] (0:12.90)	1:15.08 [8] (0:12.71)	1:02.37 [9] (0:12.60)	0:49.77 [9] (0:12.38)	0:37.39 [9] (0:12.22)	0:25.17 [8] (0:12.32)	0:12.85 [8] (0:12.85)
Average Speed [km/h]	51.6	56.4	57.0	57.3	58.3	58.9	58.4	56.1
Top Speed [km/h]	60.2	57.5	58.2	58.2	59.2	59.3	59.3	56.7
Avg. Dist. to Rail [m]	6.3	2.4	1.7	1.4	0.8	0.7	1.9	4.2
Avg. Stride Freq. [Hz]	2.2	2.2	2.2	2.2	2.3	2.3	2.3	2.2
Avg. Stride Length [m]	6.3	7.1	7.1	7.2	7.2	7.2	7.1	7.0



- [] Ranking at each section and finish
- .-.- No data available at this section
- NA No data available



Horse/Jockey Name	Lucifer The Cat
Final Rank	8
Fastest Section Time (Section)	0:12.38 (1400m)
Top Speed [km/h] (Section)	60.1 (1400m)
Race State	Finished



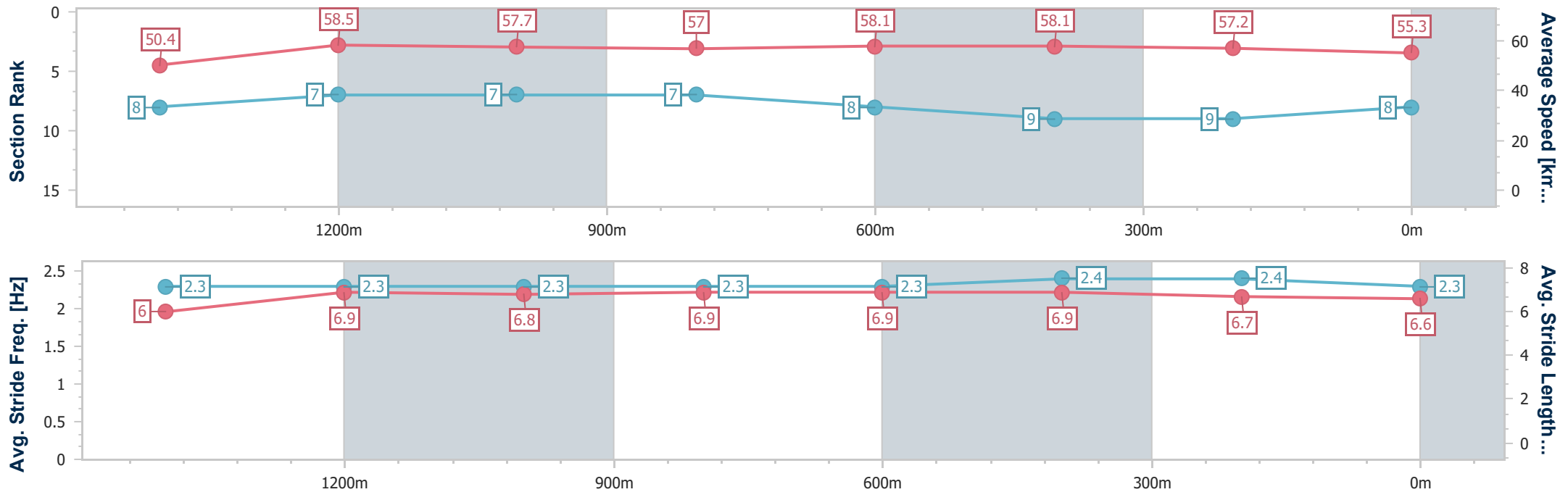
Ipswich QLD Professional
Race 6: SCHWEPPE'S Maiden Plate - 1690m



24 April 2024 - 14:53

Track Rating: Heavy 9, Weather: Fine, Rail Position: +6m

Section	Overall	1400m	1200m	1000m	800m	600m	400m	200m
Section Times	1:48.78 [8] (0:20.73)	1:28.05 [8] (0:12.38)	1:15.67 [7] (0:12.54)	1:03.13 [7] (0:12.63)	0:50.50 [7] (0:12.41)	0:38.09 [8] (0:12.44)	0:25.65 [9] (0:12.61)	0:13.04 [9] (0:13.04)
Average Speed [km/h]	50.4	58.5	57.7	57.0	58.1	58.1	57.2	55.3
Top Speed [km/h]	60.1	60.1	58.8	58.1	58.9	59.5	57.7	56.4
Avg. Dist. to Rail [m]	2.5	1.1	1.1	1.0	0.6	0.7	1.6	2.6
Avg. Stride Freq. [Hz]	2.3	2.3	2.3	2.3	2.3	2.4	2.4	2.3
Avg. Stride Length [m]	6.0	6.9	6.8	6.9	6.9	6.9	6.7	6.6



- [] Ranking at each section and finish
- .-.- No data available at this section
- NA No data available



Horse/Jockey Name	Glenray's Mate
Final Rank	9
Fastest Section Time (Section)	0:12.21 (1400m)
Top Speed [km/h] (Section)	61.9 (Overall)
Race State	Finished



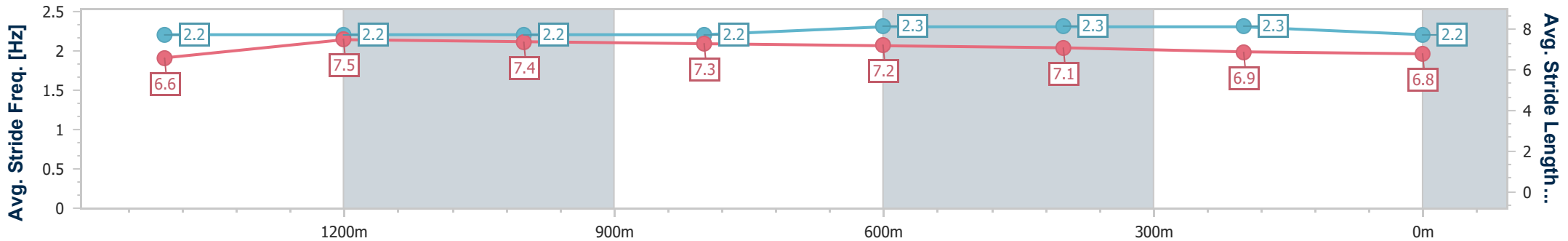
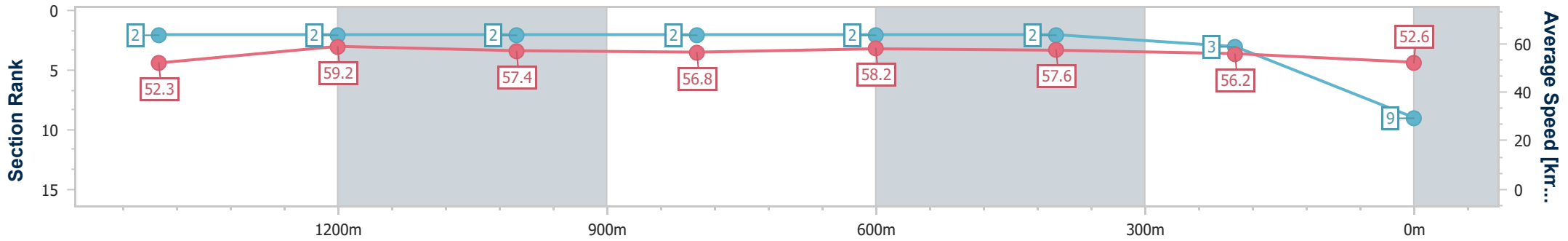
Ipswich QLD Professional
Race 6: SCHWEPPE'S Maiden Plate - 1690m



24 April 2024 - 14:53

Track Rating: Heavy 9, Weather: Fine, Rail Position: +6m

Section	Overall	1400m	1200m	1000m	800m	600m	400m	200m
Section Times	1:48.79 [9] (0:19.97)	1:28.82 [2] (0:12.21)	1:16.61 [2] (0:12.59)	1:04.02 [2] (0:12.73)	0:51.29 [2] (0:12.35)	0:38.94 [2] (0:12.42)	0:26.52 [2] (0:12.79)	0:13.73 [3] (0:13.73)
Average Speed [km/h]	52.3	59.2	57.4	56.8	58.2	57.6	56.2	52.6
Top Speed [km/h]	61.9	60.7	58.4	57.9	59.2	58.7	57.2	55.3
Avg. Dist. to Rail [m]	3.5	0.9	0.9	0.7	0.4	0.7	0.6	0.5
Avg. Stride Freq. [Hz]	2.2	2.2	2.2	2.2	2.3	2.3	2.3	2.2
Avg. Stride Length [m]	6.6	7.5	7.4	7.3	7.2	7.1	6.9	6.8



- [] Ranking at each section and finish
- .-.- No data available at this section
- NA No data available



Horse/Jockey Name	Ruby Loves Carrots
Final Rank	10
Fastest Section Time (Section)	0:12.47 (1000m)
Top Speed [km/h] (Section)	58.8 (1000m)
Race State	Finished



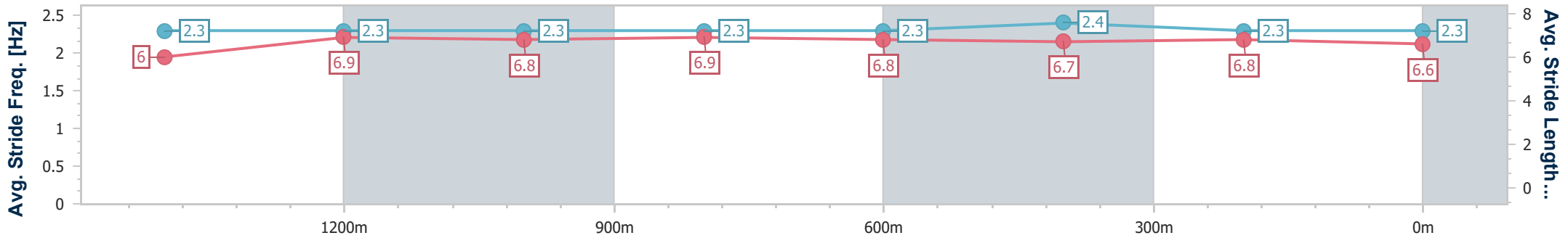
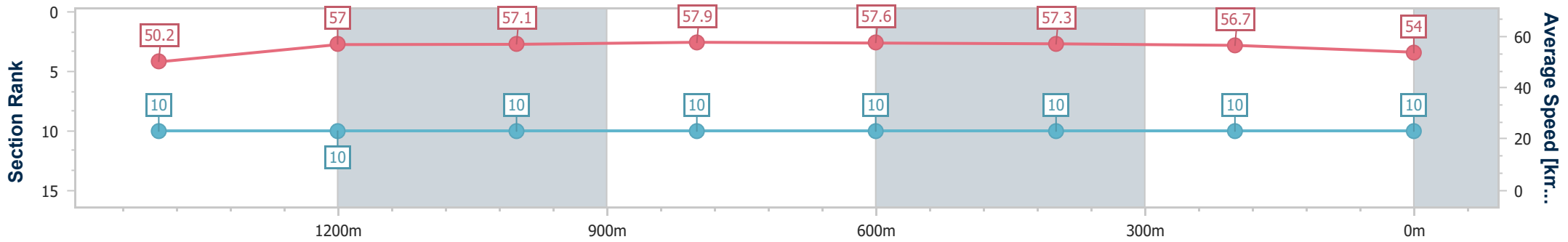
Ipswich QLD Professional
Race 6: SCHWEPPE'S Maiden Plate - 1690m



24 April 2024 - 14:53

Track Rating: Heavy 9, Weather: Fine, Rail Position: +6m

Section	Overall	1400m	1200m	1000m	800m	600m	400m	200m
Section Times	1:49.65 [10] (0:20.80)	1:28.85 [10] (0:12.69)	1:16.16 [10] (0:12.63)	1:03.53 [10] (0:12.47)	0:51.06 [10] (0:12.47)	0:38.59 [10] (0:12.55)	0:26.04 [10] (0:12.70)	0:13.34 [10] (0:13.34)
Average Speed [km/h]	50.2	57.0	57.1	57.9	57.6	57.3	56.7	54.0
Top Speed [km/h]	58.2	58.0	58.4	58.8	58.2	58.5	57.6	55.6
Avg. Dist. to Rail [m]	4.7	1.2	0.5	0.2	0.4	0.3	1.2	1.5
Avg. Stride Freq. [Hz]	2.3	2.3	2.3	2.3	2.3	2.4	2.3	2.3
Avg. Stride Length [m]	6.0	6.9	6.8	6.9	6.8	6.7	6.8	6.6



- [] Ranking at each section and finish
- .-.-.- No data available at this section
- NA No data available

Track Rating: Heavy 9, Weather: Fine, Rail Position: +6m

Section		Overall	1200m	1000m	800m	600m	400m	Last 600m				
Field Times		1:22.58 (0:10.92)	1:11.66 (0:11.33)	1:00.33 (0:11.67)	0:48.66 (0:12.08)	0:36.58 (0:12.37)	0:24.21 (0:11.98)	0:36.58				
Rank	TAB Horse/Jockey	Barrier	Top Speed [km/h]	Fastest Section	Distance Travelled [m]							
1	4 JONNY DA WOLF James Orman	9	64.4 1200m	0:10.92 Overall	1:22.58 [1] (0:10.92)	1:11.66 [1] (0:11.33)	1:00.33 [1] (0:11.67)	0:48.66 [1] (0:12.08)	0:36.58 [1] (0:12.37)	0:24.21 [1] (0:11.98)	0:36.58	
2	10 STORM DREAMER Justin Huxtable	1	64.2 1200m	0:11.29 Overall	1:23.66 [2] (0:11.29)	1:12.37 [8] (0:11.44)	1:00.93 [6] (0:11.81)	0:49.12 [7] (0:12.10)	0:37.02 [6] (0:12.32)	0:24.70 [6] (0:12.30)	0:37.02 -1	
3	19 OUTA TAORMINA Tahlia Fenlon	3	63.8 1200m	0:11.01 Overall	1:23.69 [3] (0:11.01)	1:12.68 [2] (0:11.46)	1:01.22 [3] (0:11.79)	0:49.43 [4] (0:12.07)	0:37.36 [4] (0:12.30)	0:25.06 [3] (0:12.23)	0:37.36 -2	
4	5 KILNA Ryan Maloney	14	64.1 1200m	0:11.40 1200m	1:23.71 [4] (0:11.49)	1:12.22 [10] (0:11.40)	1:00.82 [9] (0:11.74)	0:49.08 [8] (0:12.19)	0:36.89 [8] (0:12.33)	0:24.56 [8] (0:12.16)	0:36.89 +7	
5	15 WINTER'S PROMISE Robbie Dolan	12	63.8 1200m	0:11.54 1200m	1:23.94 [5] (0:11.56)	1:12.38 [11] (0:11.54)	1:00.84 [12] (0:11.84)	0:49.00 [12] (0:12.38)	0:36.62 [14] (0:12.18)	0:24.44 [13] (0:12.20)	0:36.62 +6	
6	2 UNITED FRONT Kyle Wilson-Taylor	6	63.6 1200m	0:11.44 Overall	1:24.03 [6] (0:11.44)	1:12.59 [9] (0:11.56)	1:01.03 [10] (0:11.90)	0:49.13 [11] (0:12.17)	0:36.96 [11] (0:12.09)	0:24.87 [9] (0:12.25)	0:36.96 +4	
7	16 SPACE JOURNEY Noel Callow	18	64.4 1000m	0:11.09 Overall	1:24.05 [7] (0:11.09)	1:12.96 [3] (0:11.37)	1:01.59 [2] (0:11.50)	0:50.09 [2] (0:12.12)	0:37.97 [2] (0:12.47)	0:25.50 [2] (0:12.48)	0:37.97 +4	
8	9 ZOUGIRL Samantha Collett	21	64.3 1200m	0:11.23 Overall	1:24.09 [8] (0:11.23)	1:12.86 [5] (0:11.50)	1:01.36 [7] (0:11.63)	0:49.73 [5] (0:12.10)	0:37.63 [5] (0:12.31)	0:25.32 [4] (0:12.57)	0:37.63 +7	
9	1 NITROGEN Michael Rodd	10	63.4 1200m	0:11.61 1200m	1:24.35 [9] (0:11.64)	1:12.71 [13] (0:11.61)	1:01.10 [13] (0:11.89)	0:49.21 [13] (0:12.09)	0:37.12 [13] (0:12.20)	0:24.92 [12] (0:12.30)	0:37.12 +4	
10	11 HOME CREEK Kirk Matheson	7	64.8 1000m	0:11.11 Overall	1:24.71 [10] (0:11.11)	1:13.60 [4] (0:11.39)	1:02.21 [4] (0:11.61)	0:50.60 [3] (0:12.16)	0:38.44 [3] (0:12.52)	0:25.92 [5] (0:12.69)	0:38.44 +4	

Scratched: Cool Panels (#21), Make Haste (#17), Ocean Alps (#13), The Manager (#7), La Stella Atleta (#6), Bramble Bay (#20), Enolaba (#18)

Track Rating: Heavy 9, Weather: Fine, Rail Position: +6m

Section		Overall	1200m	1000m	800m	600m	400m	Last 600m				
Field Times		1:22.58 (0:10.92)	1:11.66 (0:11.33)	1:00.33 (0:11.67)	0:48.66 (0:12.08)	0:36.58 (0:12.37)	0:24.21 (0:11.98)	0:36.58				
Rank	TAB Horse/Jockey	Barrier	Top Speed [km/h]	Fastest Section	Distance Travelled [m]							
11	3 FONZIE ROCKS Vlad Duric	11	63.9 1200m	0:11.60 1200m	1:24.89 [11] (0:11.87)	1:13.02 [14] (0:11.60)	1:01.42 [14] (0:11.87)	0:49.55 [14] (0:11.83)	0:37.72 [12] (0:12.45)	0:25.27 [14] (0:12.39)	0:37.72	-1
12	14 DILIGENTE Damien Thornton	2	63.5 1200m	0:11.29 Overall	1:25.05 [12] (0:11.29)	1:13.76 [7] (0:11.55)	1:02.21 [8] (0:11.89)	0:50.32 [9] (0:12.20)	0:38.12 [10] (0:12.46)	0:25.66 [11] (0:12.50)	0:38.12	+2
13	8 SHOOT THE DIVA Cejay Graham	4	63.9 1200m	0:11.51 1200m	1:25.24 [13] (0:11.59)	1:13.65 [12] (0:11.51)	1:02.14 [11] (0:11.74)	0:50.40 [10] (0:12.06)	0:38.34 [9] (0:12.33)	0:26.01 [10] (0:12.54)	0:38.34	-2
14	12 INSPIRATIONAL DIVA Bailey Wheeler	13	65.2 1200m	0:11.25 Overall	1:26.67 [14] (0:11.25)	1:15.42 [6] (0:11.35)	1:04.07 [5] (0:11.90)	0:52.17 [6] (0:12.15)	0:40.02 [7] (0:12.45)	0:27.57 [7] (0:12.90)	0:40.02	+4

Scratched: Cool Panels (#21), Make Haste (#17), Ocean Alps (#13), The Manager (#7), La Stella Atleta (#6), Bramble Bay (#20), Enolaba (#18)

Track Rating: Heavy 9, Weather: Fine, Rail Position: +6m

Section							200m			Last 600m
Field Times							0:12.23			0:36.58
							(0:12.23)			
Rank	TAB	Horse/Jockey	Barrier	Top Speed [km/h]	Fastest Section	Margin			Distance Travelled [m]	
1	4	JONNY DA WOLF James Orman	9	64.4 1200m	0:10.92 Overall	0:12.23 [1] (0:12.23)	1:22.58		0:36.58	
2	10	STORM DREAMER Justin Huxtable	1	64.2 1200m	0:11.29 Overall	0:12.40 [4] (0:12.40)	6.32L		0:37.02 -1	
3	19	OUTA TAORMINA Tahlia Fenlon	3	63.8 1200m	0:11.01 Overall	0:12.83 [2] (0:12.83)	6.49L		0:37.36 -2	
4	5	KILNA Ryan Maloney	14	64.1 1200m	0:11.40 1200m	0:12.40 [5] (0:12.40)	6.6L		0:36.89 +7	
5	15	WINTER'S PROMISE Robbie Dolan	12	63.8 1200m	0:11.54 1200m	0:12.24 [9] (0:12.24)	7.97L		0:36.62 +6	
6	2	UNITED FRONT Kyle Wilson-Taylor	6	63.6 1200m	0:11.44 Overall	0:12.62 [7] (0:12.62)	8.49L		0:36.96 +4	
7	16	SPACE JOURNEY Noel Callow	18	64.4 1000m	0:11.09 Overall	0:13.02 [3] (0:13.02)	8.63L		0:37.97 +4	
8	9	ZOUGIRL Samantha Collett	21	64.3 1200m	0:11.23 Overall	0:12.75 [6] (0:12.75)	8.85L		0:37.63 +7	
9	1	NITROGEN Michael Rodd	10	63.4 1200m	0:11.61 1200m	0:12.62 [10] (0:12.62)	10.42L		0:37.12 +4	
10	11	HOME CREEK Kirk Matheson	7	64.8 1000m	0:11.11 Overall	0:13.23 [8] (0:13.23)	12.54L		0:38.44 +4	

Scratched: Cool Panels (#21), Make Haste (#17), Ocean Alps (#13), The Manager (#7), La Stella Atleta (#6), Bramble Bay (#20), Enolaba (#18)



Ipswich QLD Professional
 Race 7: TAB Maiden Handicap - 1350m
 24 April 2024 - 15:28



Track Rating: Heavy 9, Weather: Fine, Rail Position: +6m

Section				200m				Last 600m	
Field Times				0:12.23 (0:12.23)				0:36.58	
Rank	TAB	Horse/Jockey	Barrier	Top Speed [km/h]	Fastest Section	Margin			Distance Travelled [m]
11	3	FONZIE ROCKS Vlad Duric	11	63.9 1200m	0:11.60 1200m	0:12.88 [14] (0:12.88)	13.54L		0:37.72 -1
12	14	DILIGENTE Damien Thornton	2	63.5 1200m	0:11.29 Overall	0:13.16 [12] (0:13.16)	14.53L		0:38.12 +2
13	8	SHOOT THE DIVA Cejay Graham	4	63.9 1200m	0:11.51 1200m	0:13.47 [11] (0:13.47)	15.63L		0:38.34 -2
14	12	INSPIRATIONAL DIVA Bailey Wheeler	13	65.2 1200m	0:11.25 Overall	0:14.67 [13] (0:14.67)	24.07L		0:40.02 +4

Scratched: Cool Panels (#21), Make Haste (#17), Ocean Alps (#13), The Manager (#7), La Stella Atleta (#6), Bramble Bay (#20), Enolaba (#18)

[] Ranking at each section and finish
 -:-:-:- No data available at this section
 NA No data available

SCN Saddle cloth number
 DNF Did not finish
 DNT Did not track



Horse/Jockey Name	Jonny Da Wolf
Final Rank	1
Fastest Section Time (Section)	0:10.92 (Overall)
Top Speed [km/h] (Section)	64.4 (1200m)
Race State	Finished



Ipswich QLD Professional

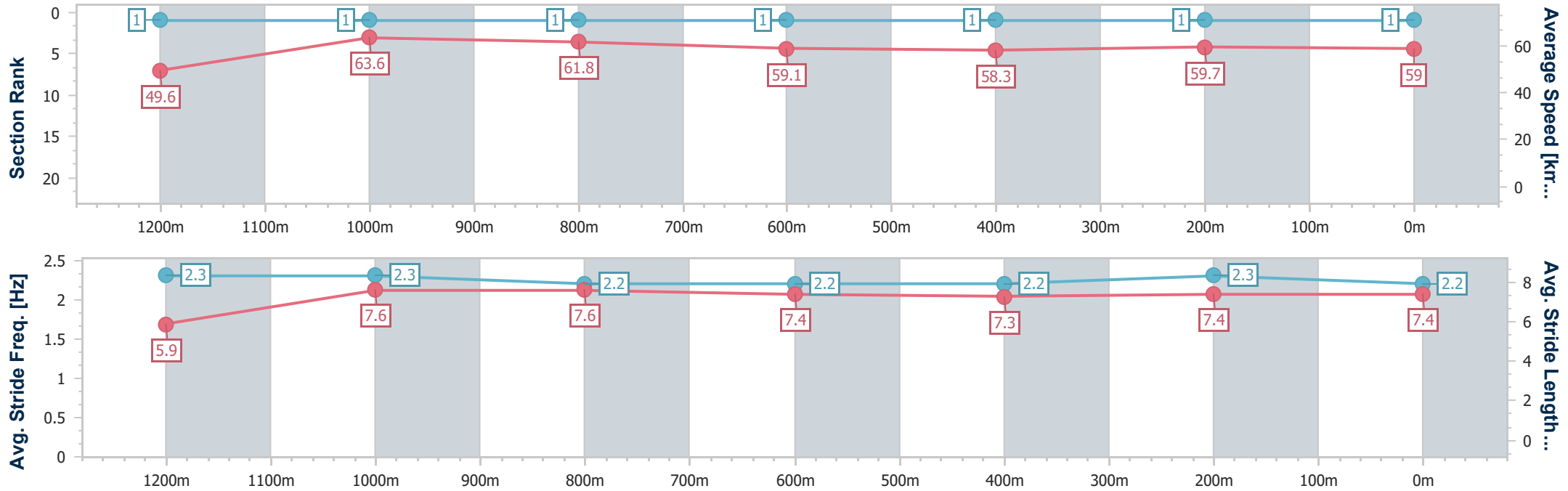
Race 7: TAB Maiden Handicap - 1350m

24 April 2024 - 15:28



Track Rating: Heavy 9, Weather: Fine, Rail Position: +6m

Section	Overall	1200m	1000m	800m	600m	400m	200m
Section Times	1:22.58 [1] (0:10.92)	1:11.66 [1] (0:11.33)	1:00.33 [1] (0:11.67)	0:48.66 [1] (0:12.08)	0:36.58 [1] (0:12.37)	0:24.21 [1] (0:11.98)	0:12.23 [1] (0:12.23)
Average Speed [km/h]	49.6	63.6	61.8	59.1	58.3	59.7	59.0
Top Speed [km/h]	64.1	64.4	62.2	60.4	58.6	61.2	60.8
Avg. Dist. to Rail [m]	6.4	3.5	0.7	1.0	0.5	0.8	0.9
Avg. Stride Freq. [Hz]	2.3	2.3	2.2	2.2	2.2	2.3	2.2
Avg. Stride Length [m]	5.9	7.6	7.6	7.4	7.3	7.4	7.4



- [] Ranking at each section and finish
- .-.- No data available at this section
- NA No data available



Horse/Jockey Name	Storm Dreamer
Final Rank	2
Fastest Section Time (Section)	0:11.29 (Overall)
Top Speed [km/h] (Section)	64.2 (1200m)
Race State	Finished



Ipswich QLD Professional

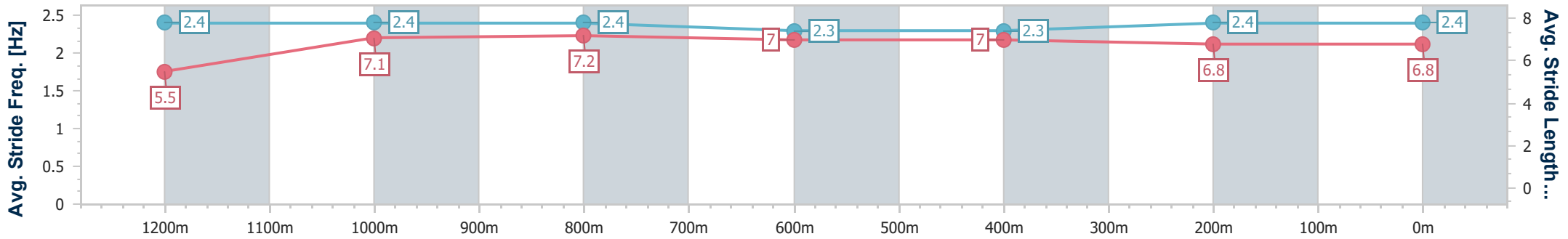
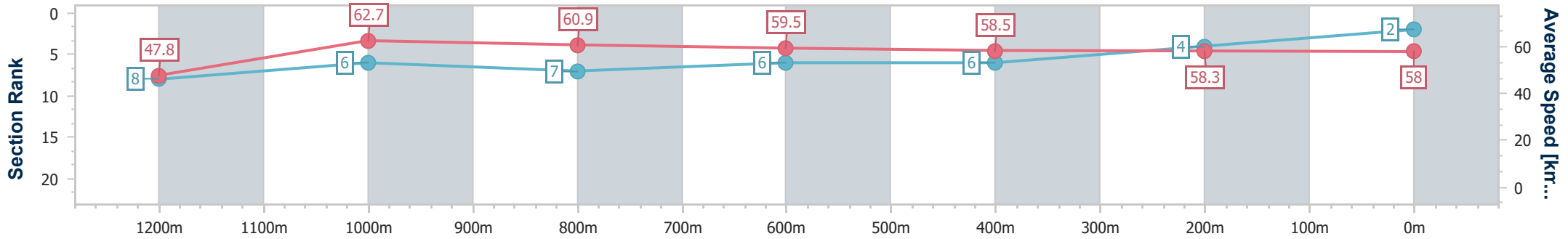
Race 7: TAB Maiden Handicap - 1350m

24 April 2024 - 15:28



Track Rating: Heavy 9, Weather: Fine, Rail Position: +6m

Section	Overall	1200m	1000m	800m	600m	400m	200m
Section Times	1:23.66 [2] (0:11.29)	1:12.37 [8] (0:11.44)	1:00.93 [6] (0:11.81)	0:49.12 [7] (0:12.10)	0:37.02 [6] (0:12.32)	0:24.70 [6] (0:12.30)	0:12.40 [4] (0:12.40)
Average Speed [km/h]	47.8	62.7	60.9	59.5	58.5	58.3	58.0
Top Speed [km/h]	63.0	64.2	63.7	60.4	58.9	59.4	59.0
Avg. Dist. to Rail [m]	0.8	0.8	0.6	0.2	0.4	0.9	1.4
Avg. Stride Freq. [Hz]	2.4	2.4	2.4	2.3	2.3	2.4	2.4
Avg. Stride Length [m]	5.5	7.1	7.2	7.0	7.0	6.8	6.8



- [] Ranking at each section and finish
- .-.- No data available at this section
- NA No data available



Horse/Jockey Name	Outa Taormina
Final Rank	3
Fastest Section Time (Section)	0:11.01 (Overall)
Top Speed [km/h] (Section)	63.8 (1200m)
Race State	Finished



Ipswich QLD Professional

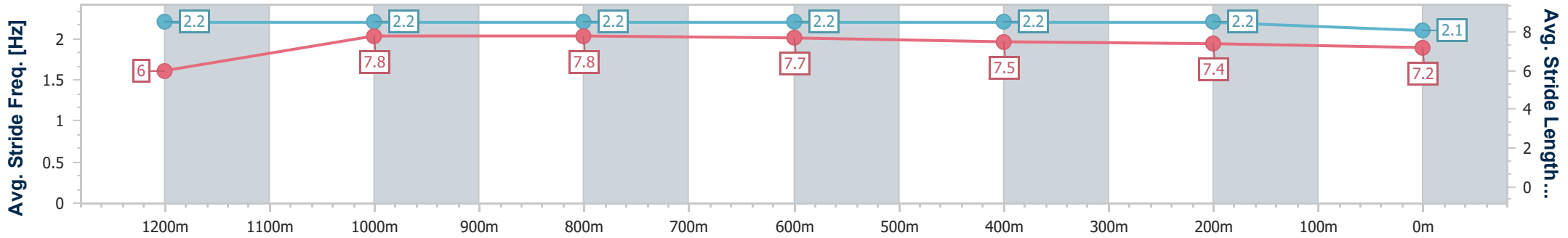
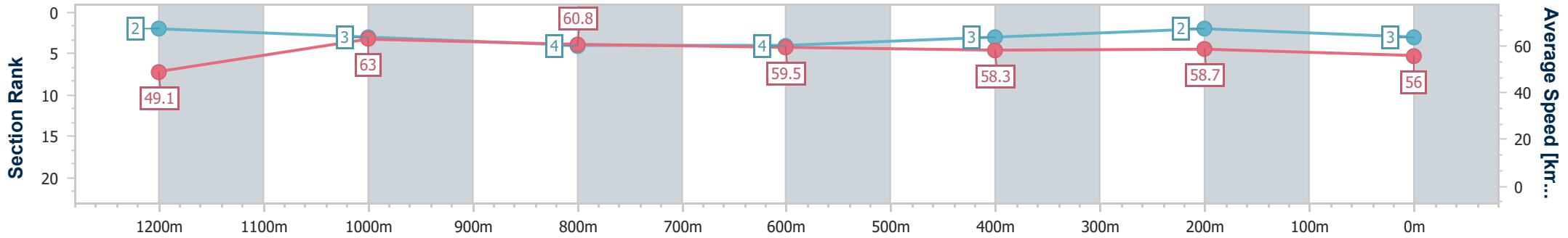
Race 7: TAB Maiden Handicap - 1350m

24 April 2024 - 15:28



Track Rating: Heavy 9, Weather: Fine, Rail Position: +6m

Section	Overall	1200m	1000m	800m	600m	400m	200m
Section Times	1:23.69 [3] (0:11.01)	1:12.68 [2] (0:11.46)	1:01.22 [3] (0:11.79)	0:49.43 [4] (0:12.07)	0:37.36 [4] (0:12.30)	0:25.06 [3] (0:12.23)	0:12.83 [2] (0:12.83)
Average Speed [km/h]	49.1	63.0	60.8	59.5	58.3	58.7	56.0
Top Speed [km/h]	63.8	63.8	62.5	60.3	58.7	58.9	58.1
Avg. Dist. to Rail [m]	3.1	0.9	0.4	1.0	1.1	1.2	1.1
Avg. Stride Freq. [Hz]	2.2	2.2	2.2	2.2	2.2	2.2	2.1
Avg. Stride Length [m]	6.0	7.8	7.8	7.7	7.5	7.4	7.2



- [] Ranking at each section and finish
- .-.- No data available at this section
- NA No data available



Horse/Jockey Name	Kilna
Final Rank	4
Fastest Section Time (Section)	0:11.40 (1200m)
Top Speed [km/h] (Section)	64.1 (1200m)
Race State	Finished



Ipswich QLD Professional

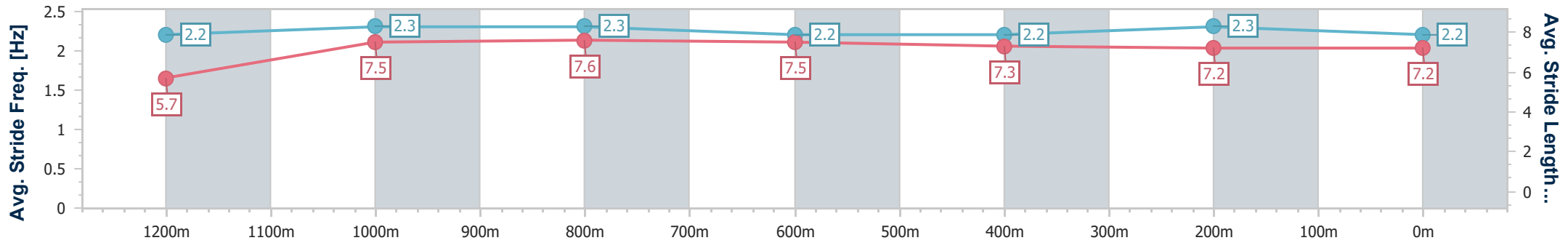
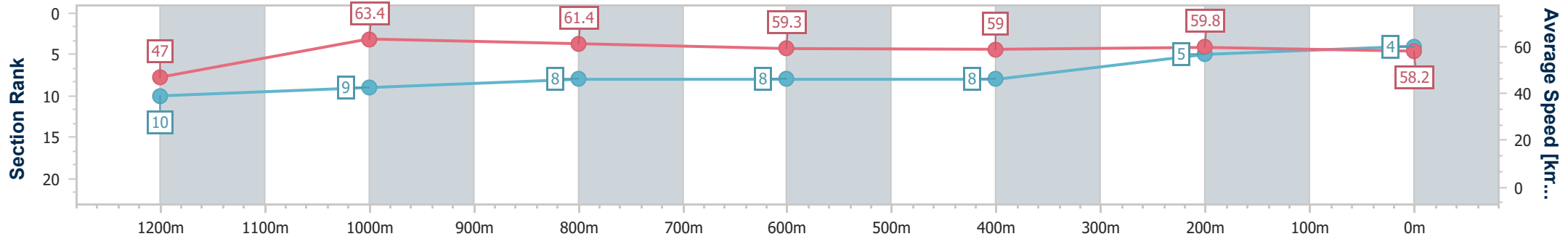
Race 7: TAB Maiden Handicap - 1350m

24 April 2024 - 15:28



Track Rating: Heavy 9, Weather: Fine, Rail Position: +6m

Section	Overall	1200m	1000m	800m	600m	400m	200m
Section Times	1:23.71 [4] (0:11.49)	1:12.22 [10] (0:11.40)	1:00.82 [9] (0:11.74)	0:49.08 [8] (0:12.19)	0:36.89 [8] (0:12.33)	0:24.56 [8] (0:12.16)	0:12.40 [5] (0:12.40)
Average Speed [km/h]	47.0	63.4	61.4	59.3	59.0	59.8	58.2
Top Speed [km/h]	63.2	64.1	62.8	60.1	59.9	60.5	60.1
Avg. Dist. to Rail [m]	9.4	4.0	1.9	1.0	1.5	3.8	6.4
Avg. Stride Freq. [Hz]	2.2	2.3	2.3	2.2	2.2	2.3	2.2
Avg. Stride Length [m]	5.7	7.5	7.6	7.5	7.3	7.2	7.2



- [] Ranking at each section and finish
- .-.- No data available at this section
- NA No data available



Horse/Jockey Name	Winter's Promise
Final Rank	5
Fastest Section Time (Section)	0:11.54 (1200m)
Top Speed [km/h] (Section)	63.8 (1200m)
Race State	Finished



Ipswich QLD Professional

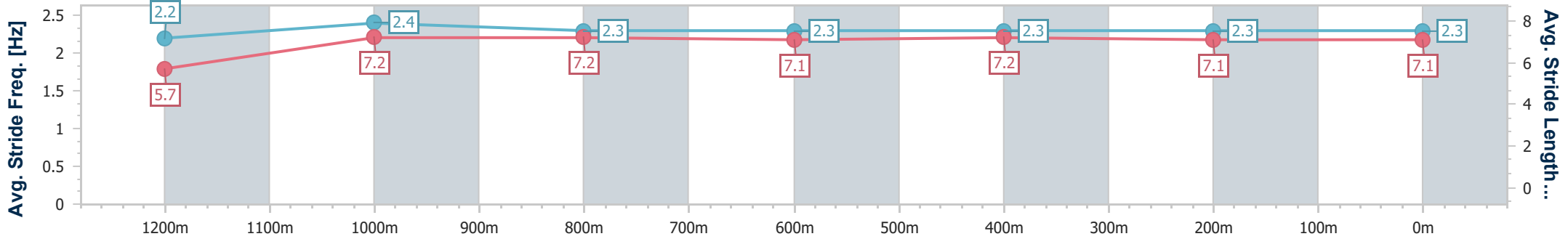
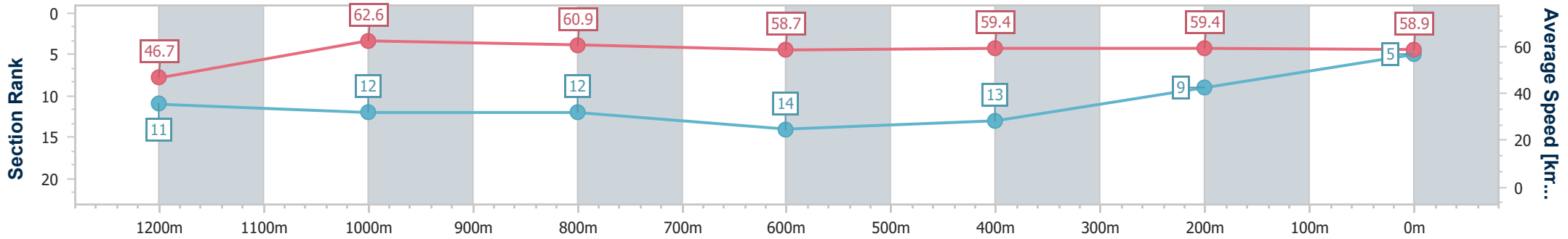
Race 7: TAB Maiden Handicap - 1350m

24 April 2024 - 15:28



Track Rating: Heavy 9, Weather: Fine, Rail Position: +6m

Section	Overall	1200m	1000m	800m	600m	400m	200m
Section Times	1:23.94 [5] (0:11.56)	1:12.38 [11] (0:11.54)	1:00.84 [12] (0:11.84)	0:49.00 [12] (0:12.38)	0:36.62 [14] (0:12.18)	0:24.44 [13] (0:12.20)	0:12.24 [9] (0:12.24)
Average Speed [km/h]	46.7	62.6	60.9	58.7	59.4	59.4	58.9
Top Speed [km/h]	61.9	63.8	62.8	59.9	59.9	60.1	59.8
Avg. Dist. to Rail [m]	6.3	1.3	1.2	1.4	1.5	3.0	6.6
Avg. Stride Freq. [Hz]	2.2	2.4	2.3	2.3	2.3	2.3	2.3
Avg. Stride Length [m]	5.7	7.2	7.2	7.1	7.2	7.1	7.1



- [] Ranking at each section and finish
- .-.- No data available at this section
- NA No data available



Horse/Jockey Name	United Front
Final Rank	6
Fastest Section Time (Section)	0:11.44 (Overall)
Top Speed [km/h] (Section)	63.6 (1200m)
Race State	Finished



Ipswich QLD Professional

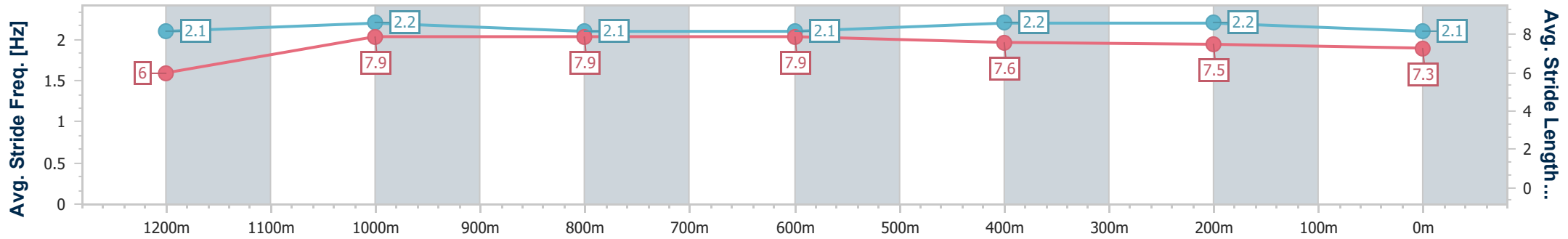
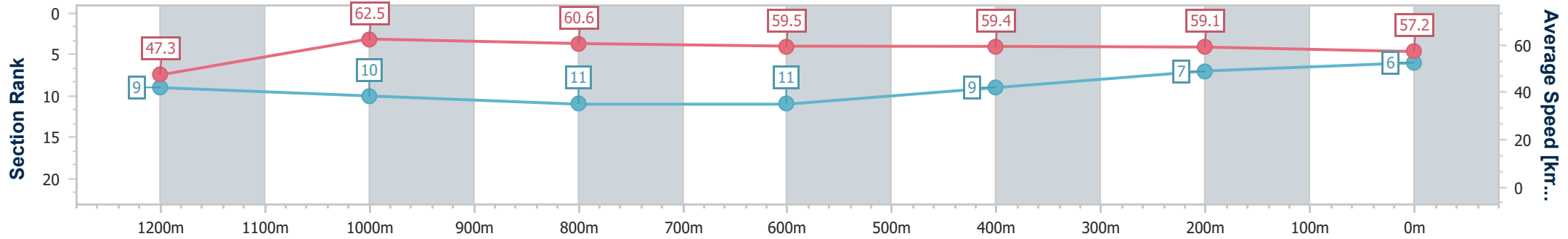
Race 7: TAB Maiden Handicap - 1350m

24 April 2024 - 15:28



Track Rating: Heavy 9, Weather: Fine, Rail Position: +6m

Section	Overall	1200m	1000m	800m	600m	400m	200m
Section Times	1:24.03 [6] (0:11.44)	1:12.59 [9] (0:11.56)	1:01.03 [10] (0:11.90)	0:49.13 [11] (0:12.17)	0:36.96 [11] (0:12.09)	0:24.87 [9] (0:12.25)	0:12.62 [7] (0:12.62)
Average Speed [km/h]	47.3	62.5	60.6	59.5	59.4	59.1	57.2
Top Speed [km/h]	60.6	63.6	61.9	60.2	60.2	59.7	58.3
Avg. Dist. to Rail [m]	3.6	1.8	1.2	0.7	0.4	2.1	4.7
Avg. Stride Freq. [Hz]	2.1	2.2	2.1	2.1	2.2	2.2	2.1
Avg. Stride Length [m]	6.0	7.9	7.9	7.9	7.6	7.5	7.3



- [] Ranking at each section and finish
- .-.- No data available at this section
- NA No data available



Horse/Jockey Name	Space Journey
Final Rank	7
Fastest Section Time (Section)	0:11.09 (Overall)
Top Speed [km/h] (Section)	64.4 (1000m)
Race State	Finished



Ipswich QLD Professional

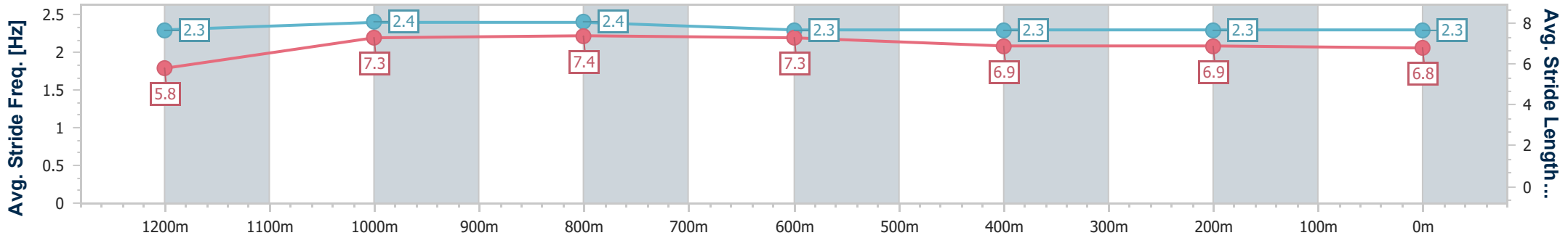
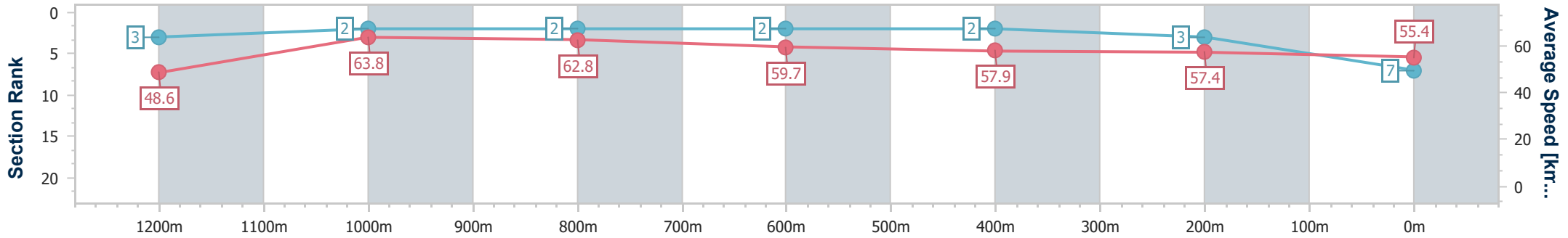
Race 7: TAB Maiden Handicap - 1350m

24 April 2024 - 15:28



Track Rating: Heavy 9, Weather: Fine, Rail Position: +6m

Section	Overall	1200m	1000m	800m	600m	400m	200m
Section Times	1:24.05 [7] (0:11.09)	1:12.96 [3] (0:11.37)	1:01.59 [2] (0:11.50)	0:50.09 [2] (0:12.12)	0:37.97 [2] (0:12.47)	0:25.50 [2] (0:12.48)	0:13.02 [3] (0:13.02)
Average Speed [km/h]	48.6	63.8	62.8	59.7	57.9	57.4	55.4
Top Speed [km/h]	63.4	64.2	64.4	60.4	58.5	58.8	56.2
Avg. Dist. to Rail [m]	10.1	4.9	2.3	1.0	0.5	0.6	1.0
Avg. Stride Freq. [Hz]	2.3	2.4	2.4	2.3	2.3	2.3	2.3
Avg. Stride Length [m]	5.8	7.3	7.4	7.3	6.9	6.9	6.8



- [] Ranking at each section and finish
- .-.- No data available at this section
- NA No data available



Horse/Jockey Name	Zougirl
Final Rank	8
Fastest Section Time (Section)	0:11.23 (Overall)
Top Speed [km/h] (Section)	64.3 (1200m)
Race State	Finished



Ipswich QLD Professional

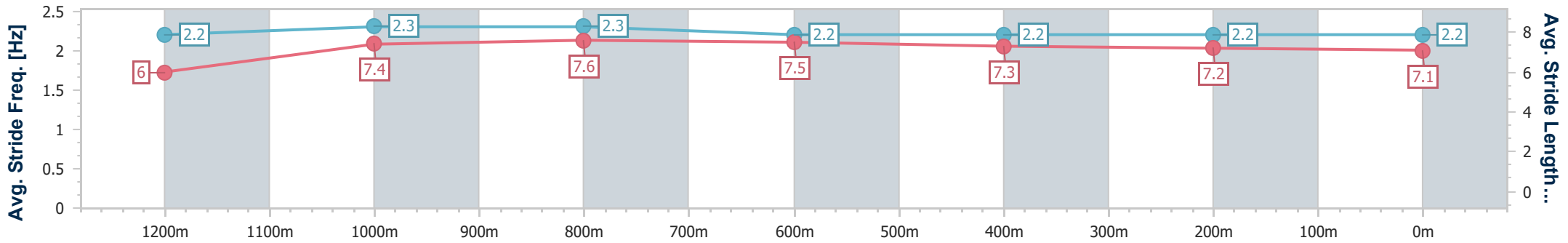
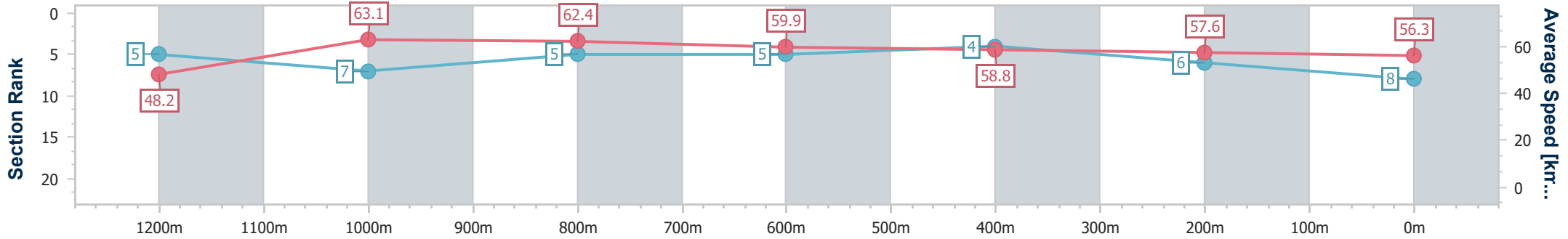
Race 7: TAB Maiden Handicap - 1350m

24 April 2024 - 15:28



Track Rating: Heavy 9, Weather: Fine, Rail Position: +6m

Section	Overall	1200m	1000m	800m	600m	400m	200m
Section Times	1:24.09 [8] (0:11.23)	1:12.86 [5] (0:11.50)	1:01.36 [7] (0:11.63)	0:49.73 [5] (0:12.10)	0:37.63 [5] (0:12.31)	0:25.32 [4] (0:12.57)	0:12.75 [6] (0:12.75)
Average Speed [km/h]	48.2	63.1	62.4	59.9	58.8	57.6	56.3
Top Speed [km/h]	64.0	64.3	64.2	60.5	59.7	57.8	57.3
Avg. Dist. to Rail [m]	11.5	5.9	3.2	1.9	1.4	1.7	3.3
Avg. Stride Freq. [Hz]	2.2	2.3	2.3	2.2	2.2	2.2	2.2
Avg. Stride Length [m]	6.0	7.4	7.6	7.5	7.3	7.2	7.1



- [] Ranking at each section and finish
- .-.- No data available at this section
- NA No data available



Horse/Jockey Name	Nitrogen
Final Rank	9
Fastest Section Time (Section)	0:11.61 (1200m)
Top Speed [km/h] (Section)	63.4 (1200m)
Race State	Finished



Ipswich QLD Professional

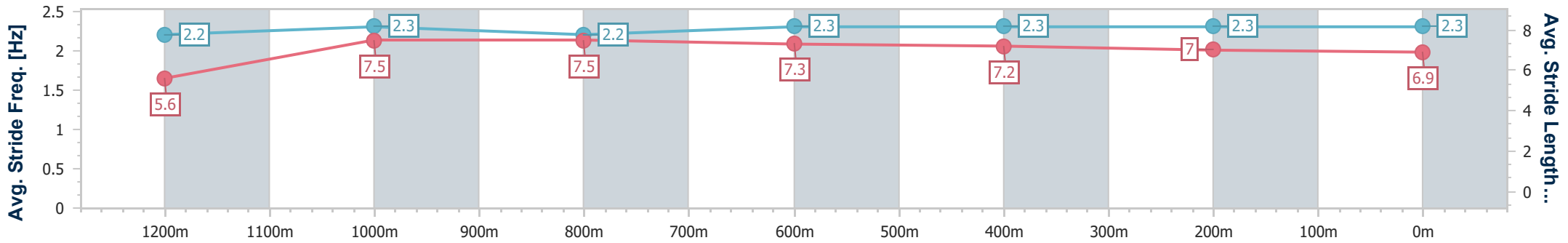
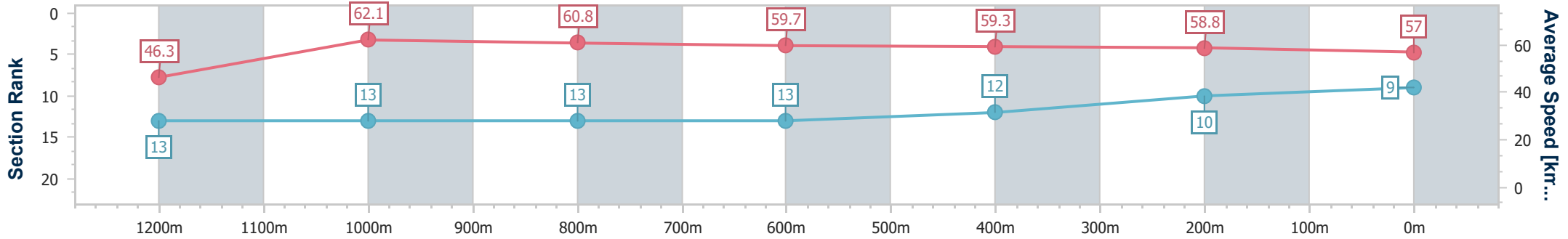
Race 7: TAB Maiden Handicap - 1350m

24 April 2024 - 15:28



Track Rating: Heavy 9, Weather: Fine, Rail Position: +6m

Section	Overall	1200m	1000m	800m	600m	400m	200m
Section Times	1:24.35 [9] (0:11.64)	1:12.71 [13] (0:11.61)	1:01.10 [13] (0:11.89)	0:49.21 [13] (0:12.09)	0:37.12 [13] (0:12.20)	0:24.92 [12] (0:12.30)	0:12.62 [10] (0:12.62)
Average Speed [km/h]	46.3	62.1	60.8	59.7	59.3	58.8	57.0
Top Speed [km/h]	59.3	63.4	62.2	60.5	59.6	60.1	58.6
Avg. Dist. to Rail [m]	5.0	1.6	1.0	0.9	1.0	2.2	2.3
Avg. Stride Freq. [Hz]	2.2	2.3	2.2	2.3	2.3	2.3	2.3
Avg. Stride Length [m]	5.6	7.5	7.5	7.3	7.2	7.0	6.9



- [] Ranking at each section and finish
- .-.- No data available at this section
- NA No data available



Horse/Jockey Name	Home Creek
Final Rank	10
Fastest Section Time (Section)	0:11.11 (Overall)
Top Speed [km/h] (Section)	64.8 (1000m)
Race State	Finished



Ipswich QLD Professional

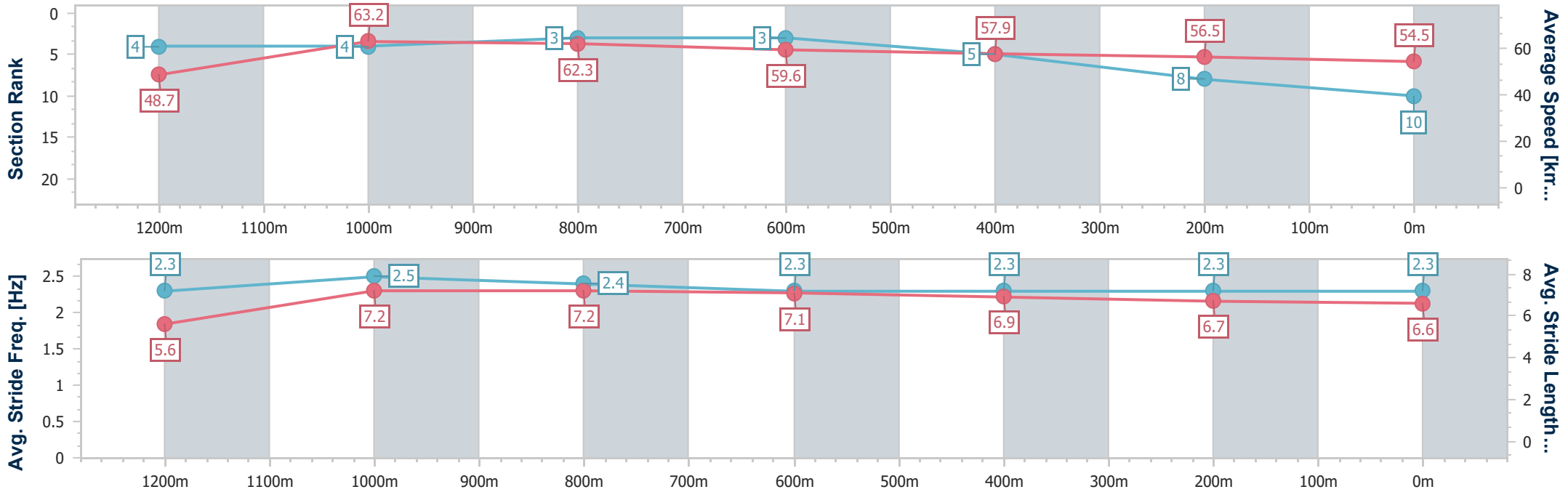
Race 7: TAB Maiden Handicap - 1350m

24 April 2024 - 15:28



Track Rating: Heavy 9, Weather: Fine, Rail Position: +6m

Section	Overall	1200m	1000m	800m	600m	400m	200m
Section Times	1:24.71 [10] (0:11.11)	1:13.60 [4] (0:11.39)	1:02.21 [4] (0:11.61)	0:50.60 [3] (0:12.16)	0:38.44 [3] (0:12.52)	0:25.92 [5] (0:12.69)	0:13.23 [8] (0:13.23)
Average Speed [km/h]	48.7	63.2	62.3	59.6	57.9	56.5	54.5
Top Speed [km/h]	64.1	64.7	64.8	60.8	58.7	58.3	55.4
Avg. Dist. to Rail [m]	5.6	2.3	1.1	1.3	1.8	0.4	0.6
Avg. Stride Freq. [Hz]	2.3	2.5	2.4	2.3	2.3	2.3	2.3
Avg. Stride Length [m]	5.6	7.2	7.2	7.1	6.9	6.7	6.6



- [] Ranking at each section and finish
- .-.- No data available at this section
- NA No data available



Horse/Jockey Name	Fonzie Rocks
Final Rank	11
Fastest Section Time (Section)	0:11.60 (1200m)
Top Speed [km/h] (Section)	63.9 (1200m)
Race State	Finished



Ipswich QLD Professional

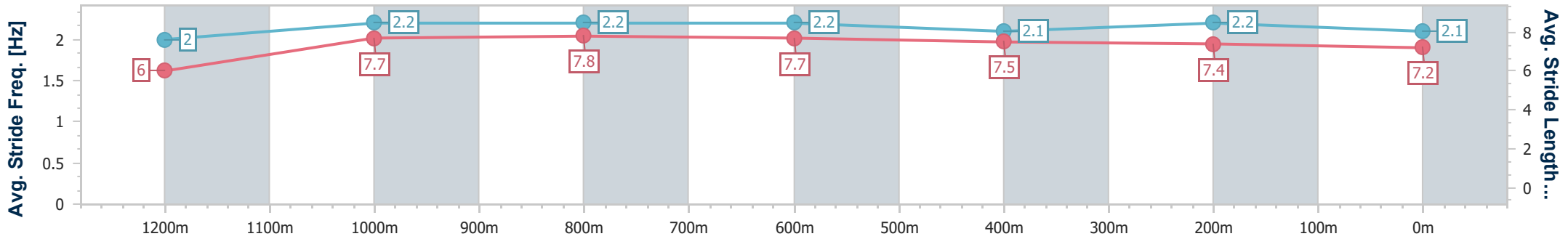
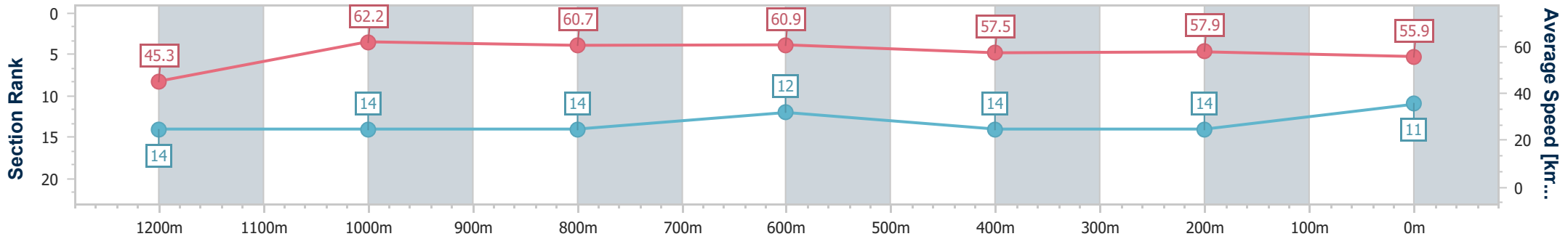
Race 7: TAB Maiden Handicap - 1350m

24 April 2024 - 15:28

Track Rating: Heavy 9, Weather: Fine, Rail Position: +6m



Section	Overall	1200m	1000m	800m	600m	400m	200m
Section Times	1:24.89 [11] (0:11.87)	1:13.02 [14] (0:11.60)	1:01.42 [14] (0:11.87)	0:49.55 [14] (0:11.83)	0:37.72 [12] (0:12.45)	0:25.27 [14] (0:12.39)	0:12.88 [14] (0:12.88)
Average Speed [km/h]	45.3	62.2	60.7	60.9	57.5	57.9	55.9
Top Speed [km/h]	61.1	63.9	62.2	61.5	59.7	59.2	57.1
Avg. Dist. to Rail [m]	4.2	0.6	1.0	0.4	0.8	1.1	1.0
Avg. Stride Freq. [Hz]	2.0	2.2	2.2	2.2	2.1	2.2	2.1
Avg. Stride Length [m]	6.0	7.7	7.8	7.7	7.5	7.4	7.2



- [] Ranking at each section and finish
- .-.- No data available at this section
- NA No data available



Horse/Jockey Name	Diligente
Final Rank	12
Fastest Section Time (Section)	0:11.29 (Overall)
Top Speed [km/h] (Section)	63.5 (1200m)
Race State	Finished



Ipswich QLD Professional

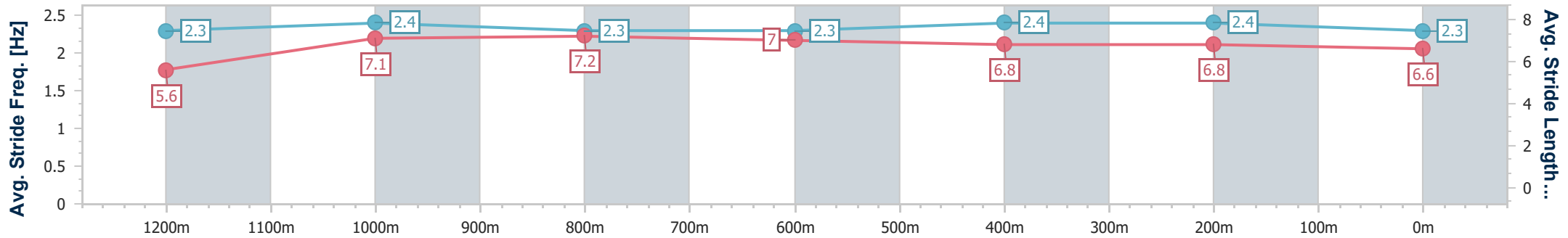
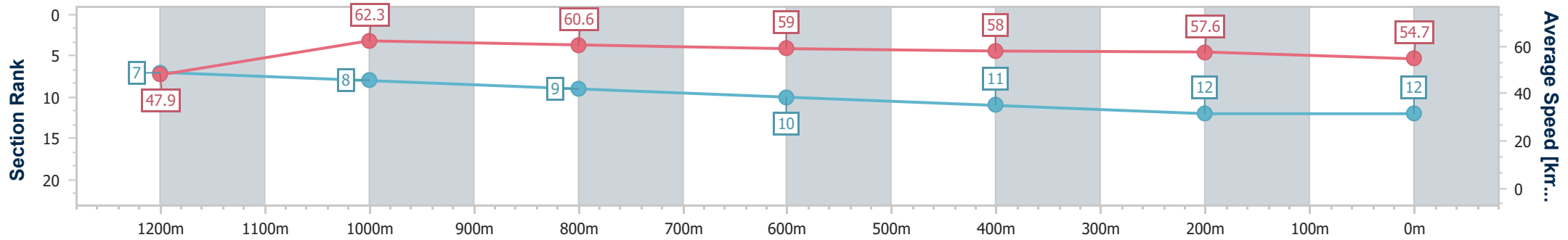
Race 7: TAB Maiden Handicap - 1350m

24 April 2024 - 15:28



Track Rating: Heavy 9, Weather: Fine, Rail Position: +6m

Section	Overall	1200m	1000m	800m	600m	400m	200m
Section Times	1:25.05 [12] (0:11.29)	1:13.76 [7] (0:11.55)	1:02.21 [8] (0:11.89)	0:50.32 [9] (0:12.20)	0:38.12 [10] (0:12.46)	0:25.66 [11] (0:12.50)	0:13.16 [12] (0:13.16)
Average Speed [km/h]	47.9	62.3	60.6	59.0	58.0	57.6	54.7
Top Speed [km/h]	61.0	63.5	62.6	60.1	59.7	59.1	57.4
Avg. Dist. to Rail [m]	1.6	0.7	0.6	0.4	0.8	0.5	2.5
Avg. Stride Freq. [Hz]	2.3	2.4	2.3	2.3	2.4	2.4	2.3
Avg. Stride Length [m]	5.6	7.1	7.2	7.0	6.8	6.8	6.6



- [] Ranking at each section and finish
- .-.- No data available at this section
- NA No data available



Horse/Jockey Name	Shoot The Diva
Final Rank	13
Fastest Section Time (Section)	0:11.51 (1200m)
Top Speed [km/h] (Section)	63.9 (1200m)
Race State	Finished



Ipswich QLD Professional

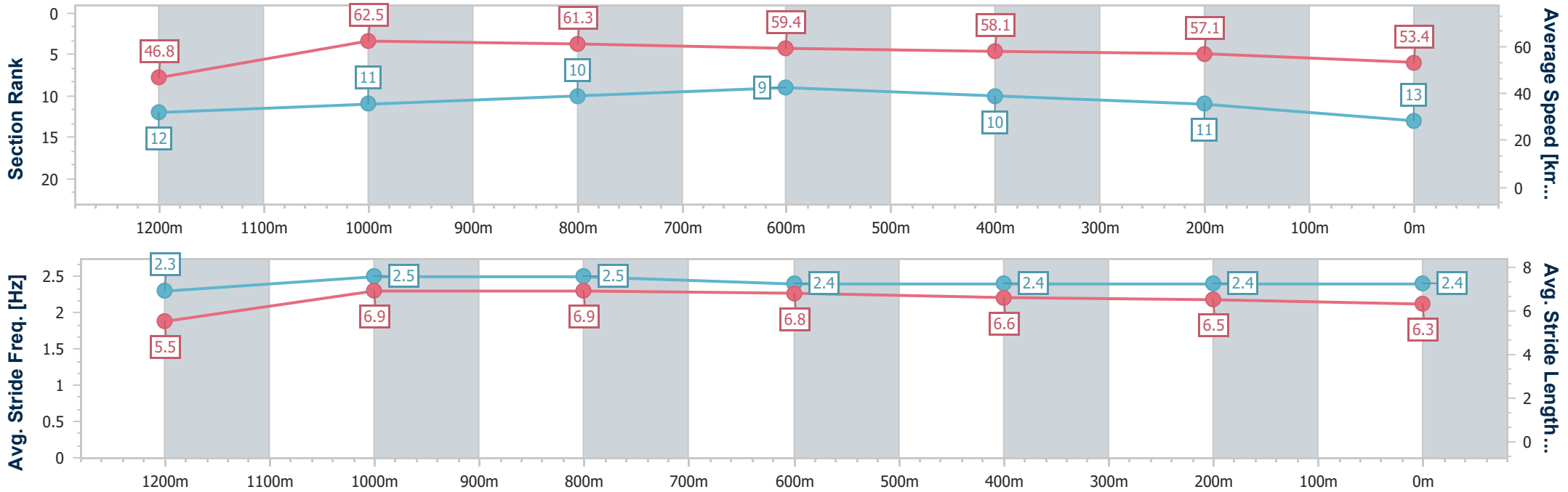
Race 7: TAB Maiden Handicap - 1350m

24 April 2024 - 15:28



Track Rating: Heavy 9, Weather: Fine, Rail Position: +6m

Section	Overall	1200m	1000m	800m	600m	400m	200m
Section Times	1:25.24 [13] (0:11.59)	1:13.65 [12] (0:11.51)	1:02.14 [11] (0:11.74)	0:50.40 [10] (0:12.06)	0:38.34 [9] (0:12.33)	0:26.01 [10] (0:12.54)	0:13.47 [11] (0:13.47)
Average Speed [km/h]	46.8	62.5	61.3	59.4	58.1	57.1	53.4
Top Speed [km/h]	61.2	63.9	62.9	59.9	58.9	58.4	56.4
Avg. Dist. to Rail [m]	2.3	0.6	0.4	1.2	1.6	1.6	1.1
Avg. Stride Freq. [Hz]	2.3	2.5	2.5	2.4	2.4	2.4	2.4
Avg. Stride Length [m]	5.5	6.9	6.9	6.8	6.6	6.5	6.3



- [] Ranking at each section and finish
- .-.- No data available at this section
- NA No data available



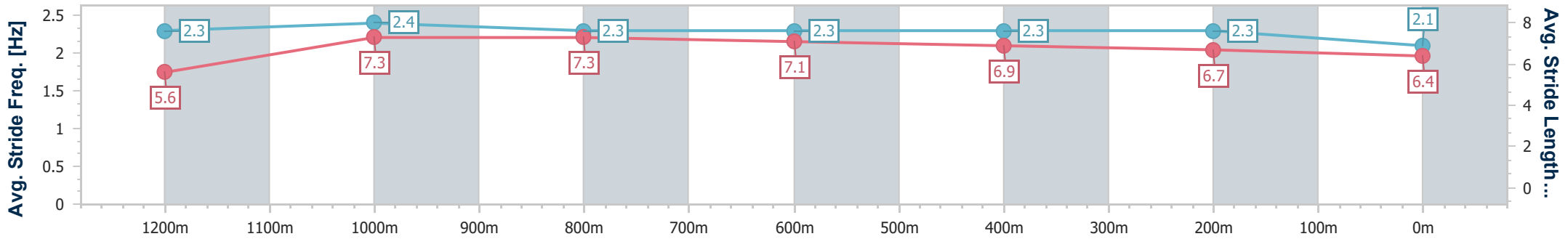
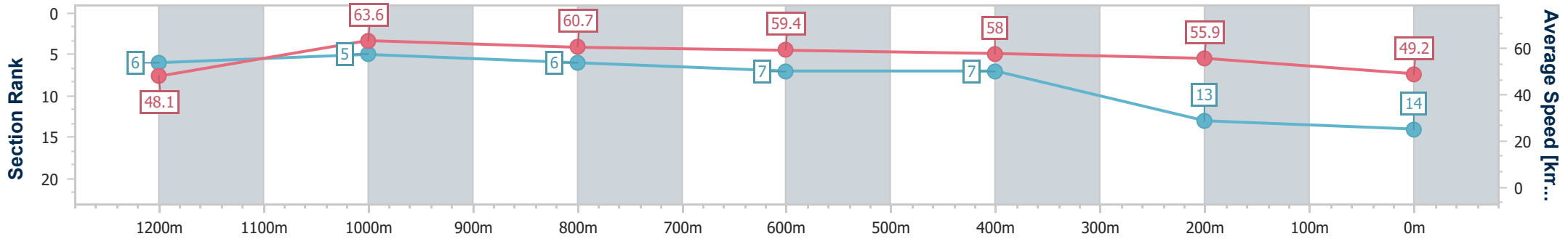
Horse/Jockey Name	Inspirational Diva
Final Rank	14
Fastest Section Time (Section)	0:11.25 (Overall)
Top Speed [km/h] (Section)	65.2 (1200m)
Race State	Finished



Ipswich QLD Professional
 Race 7: TAB Maiden Handicap - 1350m
 24 April 2024 - 15:28
 Track Rating: Heavy 9, Weather: Fine, Rail Position: +6m



Section	Overall	1200m	1000m	800m	600m	400m	200m
Section Times	1:26.67 [14] (0:11.25)	1:15.42 [6] (0:11.35)	1:04.07 [5] (0:11.90)	0:52.17 [6] (0:12.15)	0:40.02 [7] (0:12.45)	0:27.57 [7] (0:12.90)	0:14.67 [13] (0:14.67)
Average Speed [km/h]	48.1	63.6	60.7	59.4	58.0	55.9	49.2
Top Speed [km/h]	62.4	65.2	62.6	60.2	59.3	57.3	54.6
Avg. Dist. to Rail [m]	8.6	2.4	1.3	0.7	0.7	1.3	2.9
Avg. Stride Freq. [Hz]	2.3	2.4	2.3	2.3	2.3	2.3	2.1
Avg. Stride Length [m]	5.6	7.3	7.3	7.1	6.9	6.7	6.4



- [] Ranking at each section and finish
- .-.- No data available at this section
- NA No data available

Ipswich QLD Professional

Race 8: IMPERIAL RACING Class 1 Plate - 1350m

24 April 2024 - 16:03

Track Rating: Heavy 9, Weather: Fine, Rail Position: +6m

Section											Last 600m		
Field Times											0:37.09		
					Overall	1200m	1000m	800m	600m	400m			
					1:23.93 (0:10.95)	1:12.98 (0:11.97)	1:01.01 (0:11.75)	0:49.26 (0:12.17)	0:37.09 (0:12.20)	0:24.89 (0:12.22)			
Rank	TAB	Horse/Jockey	Barrier	Top Speed [km/h]	Fastest Section							Distance Travelled [m]	
1	7	EXCEED SPEED Damien Thornton	1	61.3 600m	0:11.10 Overall	1:23.93 [1] (0:11.10)	1:12.83 [3] (0:12.09)	1:00.74 [4] (0:11.99)	0:48.75 [4] (0:12.02)	0:36.73 [3] (0:12.10)	0:24.63 [3] (0:11.96)	0:36.73	
2	9	SOUTH SEA Boris Thornton	14	62.3 1200m	0:10.97 Overall	1:24.04 [2] (0:10.97)	1:13.07 [2] (0:12.01)	1:01.06 [3] (0:12.10)	0:48.96 [3] (0:12.14)	0:36.82 [4] (0:12.26)	0:24.56 [4] (0:12.10)	0:36.82	+5
3	8	MILITARY AWARD Ryan Maloney	4	62.3 1200m	0:11.23 Overall	1:24.15 [3] (0:11.23)	1:12.92 [4] (0:11.98)	1:00.94 [5] (0:12.18)	0:48.76 [5] (0:12.13)	0:36.63 [5] (0:12.33)	0:24.30 [6] (0:12.00)	0:36.63	+6
4	1	AROUND THE BUOY Tahlia Fenlon	10	61.6 400m	0:11.78 400m	1:24.24 [4] (0:11.94)	1:12.30 [10] (0:12.00)	1:00.30 [10] (0:12.41)	0:47.89 [10] (0:11.89)	0:36.00 [10] (0:12.15)	0:23.85 [10] (0:11.78)	0:36.00	+3
5	2	BRASCO James Orman	5	62.7 800m	0:11.49 Overall	1:24.37 [5] (0:11.49)	1:12.88 [8] (0:12.10)	1:00.78 [8] (0:12.24)	0:48.54 [8] (0:11.88)	0:36.66 [8] (0:12.19)	0:24.47 [7] (0:12.10)	0:36.66	+3
6	10	EASTERLY Vlad Duric	2	61.8 400m	0:11.32 Overall	1:24.39 [6] (0:11.32)	1:13.07 [5] (0:12.15)	1:00.92 [7] (0:12.06)	0:48.86 [6] (0:12.08)	0:36.78 [6] (0:12.19)	0:24.59 [5] (0:11.96)	0:36.78	+3
7	12	LIQUEUR GOLD Martin Harley	8	62.8 Overall	0:10.95 Overall	1:24.43 [7] (0:10.95)	1:13.48 [1] (0:11.97)	1:01.51 [1] (0:11.81)	0:49.70 [2] (0:12.11)	0:37.59 [1] (0:12.20)	0:25.39 [1] (0:12.35)	0:37.59	-2
8	15	CLAUDIUS Justin Huxtable	7	61.2 400m	0:11.69 Overall	1:24.55 [8] (0:11.69)	1:12.86 [9] (0:11.99)	1:00.87 [9] (0:12.18)	0:48.69 [9] (0:11.97)	0:36.72 [9] (0:12.33)	0:24.39 [9] (0:12.10)	0:36.72	+9
9	14	BLACK OPIUM Andrew Mallyon	9	62.9 1200m	0:11.43 Overall	1:24.73 [9] (0:11.43)	1:13.30 [6] (0:12.02)	1:01.28 [6] (0:12.17)	0:49.11 [7] (0:12.02)	0:37.09 [7] (0:12.38)	0:24.71 [8] (0:12.15)	0:37.09	+8
10	5	ASGOODASYOUGETT Mark Du Plessis	11	64.4 1200m	0:11.46 Overall	1:26.39 [10] (0:11.46)	1:14.93 [7] (0:11.47)	1:03.46 [2] (0:11.74)	0:51.72 [1] (0:12.24)	0:39.48 [2] (0:12.39)	0:27.09 [2] (0:12.72)	0:39.48	+4

Scratched: Russian Sub (#3), Torovista (#4), Booming Lad (#6), Li'l Wonder (#11), Aitutaki (#13)



Ipswich QLD Professional
 Race 8: IMPERIAL RACING Class 1 Plate - 1350m
 24 April 2024 - 16:03



Track Rating: Heavy 9, Weather: Fine, Rail Position: +6m

Section							200m			Last 600m
Field Times							0:12.67			0:37.09
							(0:12.67)			
Rank	TAB	Horse/Jockey	Barrier	Top Speed [km/h]	Fastest Section	Margin			Distance Travelled [m]	
1	7	EXCEED SPEED Damien Thornton	1	61.3 600m	0:11.10 Overall	0:12.67 [1] (0:12.67)	1:23.93		0:36.73	
2	9	SOUTH SEA Boris Thornton	14	62.3 1200m	0:10.97 Overall	0:12.46 [3] (0:12.46)	0.65L		0:36.82 +5	
3	8	MILITARY AWARD Ryan Maloney	4	62.3 1200m	0:11.23 Overall	0:12.30 [5] (0:12.30)	1.27L		0:36.63 +6	
4	1	AROUND THE BUOY Tahlia Fenlon	10	61.6 400m	0:11.78 400m	0:12.07 [8] (0:12.07)	1.82L		0:36.00 +3	
5	2	BRASCO James Orman	5	62.7 800m	0:11.49 Overall	0:12.37 [6] (0:12.37)	2.57L		0:36.66 +3	
6	10	EASTERLY Vlad Duric	2	61.8 400m	0:11.32 Overall	0:12.63 [4] (0:12.63)	2.72L		0:36.78 +3	
7	12	LIQUEUR GOLD Martin Harley	8	62.8 Overall	0:10.95 Overall	0:13.04 [2] (0:13.04)	2.92L		0:37.59 -2	
8	15	CLAUDIUS Justin Huxtable	7	61.2 400m	0:11.69 Overall	0:12.29 [10] (0:12.29)	3.64L		0:36.72 +9	
9	14	BLACK OPIUM Andrew Mallyon	9	62.9 1200m	0:11.43 Overall	0:12.56 [9] (0:12.56)	4.7L		0:37.09 +8	
10	5	ASGOODASYOUGETT Mark Du Plessis	11	64.4 1200m	0:11.46 Overall	0:14.37 [7] (0:14.37)	14.47L		0:39.48 +4	

Scratched: Russian Sub (#3), Torovista (#4), Booming Lad (#6), Li'l Wonder (#11), Aitutaki (#13)

[] Ranking at each section and finish
 -:-:- No data available at this section
 NA No data available

SCN Saddle cloth number
 DNF Did not finish
 DNT Did not track



Horse/Jockey Name	Exceed Speed
Final Rank	1
Fastest Section Time (Section)	0:11.10 (Overall)
Top Speed [km/h] (Section)	61.3 (600m)
Race State	Finished



Ipswich QLD Professional

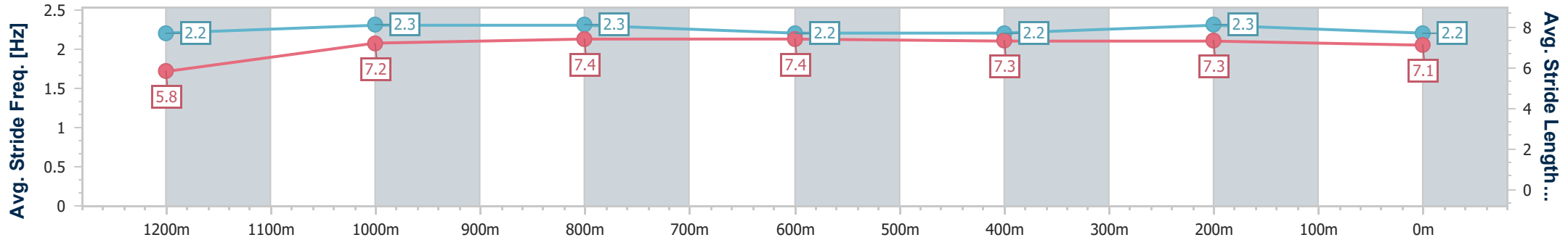
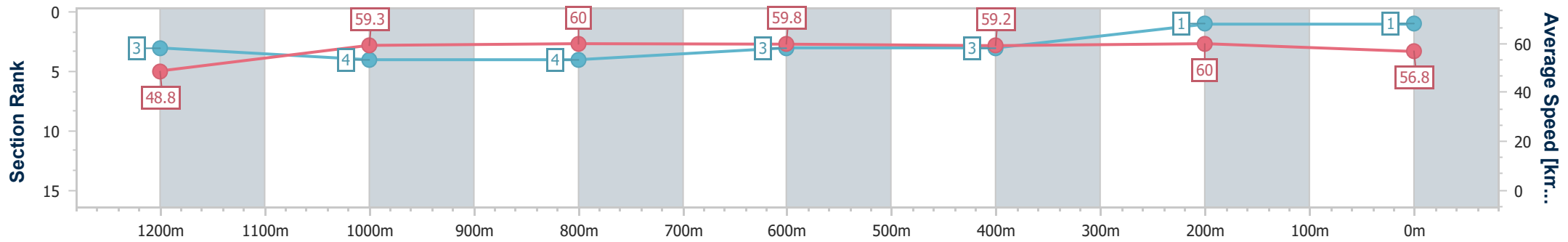
Race 8: IMPERIAL RACING Class 1 Plate - 1350m

24 April 2024 - 16:03



Track Rating: Heavy 9, Weather: Fine, Rail Position: +6m

Section	Overall	1200m	1000m	800m	600m	400m	200m
Section Times	1:23.93 [1] (0:11.10)	1:12.83 [3] (0:12.09)	1:00.74 [4] (0:11.99)	0:48.75 [4] (0:12.02)	0:36.73 [3] (0:12.10)	0:24.63 [3] (0:11.96)	0:12.67 [1] (0:12.67)
Average Speed [km/h]	48.8	59.3	60.0	59.8	59.2	60.0	56.8
Top Speed [km/h]	60.5	60.7	61.3	61.3	61.3	61.3	60.0
Avg. Dist. to Rail [m]	1.1	0.3	0.6	1.1	1.4	0.5	0.7
Avg. Stride Freq. [Hz]	2.2	2.3	2.3	2.2	2.2	2.3	2.2
Avg. Stride Length [m]	5.8	7.2	7.4	7.4	7.3	7.3	7.1



- [] Ranking at each section and finish
- .-.- No data available at this section
- NA No data available



Horse/Jockey Name	South Sea
Final Rank	2
Fastest Section Time (Section)	0:10.97 (Overall)
Top Speed [km/h] (Section)	62.3 (1200m)
Race State	Finished



Ipswich QLD Professional

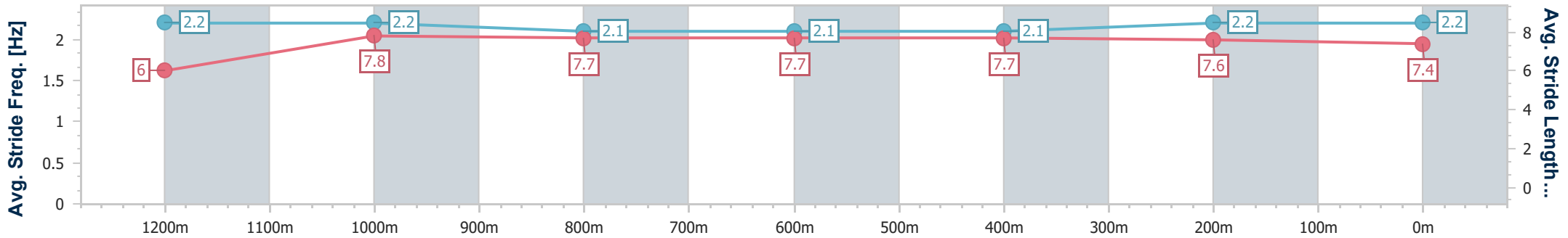
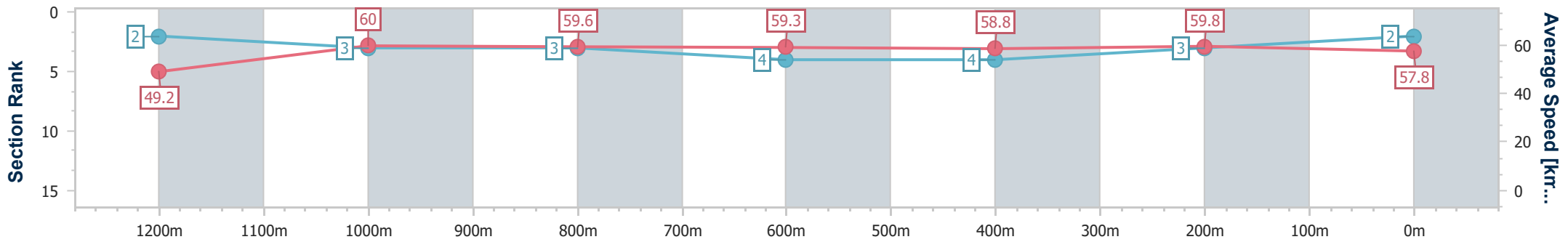
Race 8: IMPERIAL RACING Class 1 Plate - 1350m

24 April 2024 - 16:03



Track Rating: Heavy 9, Weather: Fine, Rail Position: +6m

Section	Overall	1200m	1000m	800m	600m	400m	200m
Section Times	1:24.04 [2] (0:10.97)	1:13.07 [2] (0:12.01)	1:01.06 [3] (0:12.10)	0:48.96 [3] (0:12.14)	0:36.82 [4] (0:12.26)	0:24.56 [4] (0:12.10)	0:12.46 [3] (0:12.46)
Average Speed [km/h]	49.2	60.0	59.6	59.3	58.8	59.8	57.8
Top Speed [km/h]	62.2	62.3	60.8	60.5	60.6	61.1	59.4
Avg. Dist. to Rail [m]	7.2	2.1	0.7	0.2	0.4	1.8	2.1
Avg. Stride Freq. [Hz]	2.2	2.2	2.1	2.1	2.1	2.2	2.2
Avg. Stride Length [m]	6.0	7.8	7.7	7.7	7.7	7.6	7.4



- [] Ranking at each section and finish
- .-.- No data available at this section
- NA No data available



Horse/Jockey Name	Military Award
Final Rank	3
Fastest Section Time (Section)	0:11.23 (Overall)
Top Speed [km/h] (Section)	62.3 (1200m)
Race State	Finished



Ipswich QLD Professional

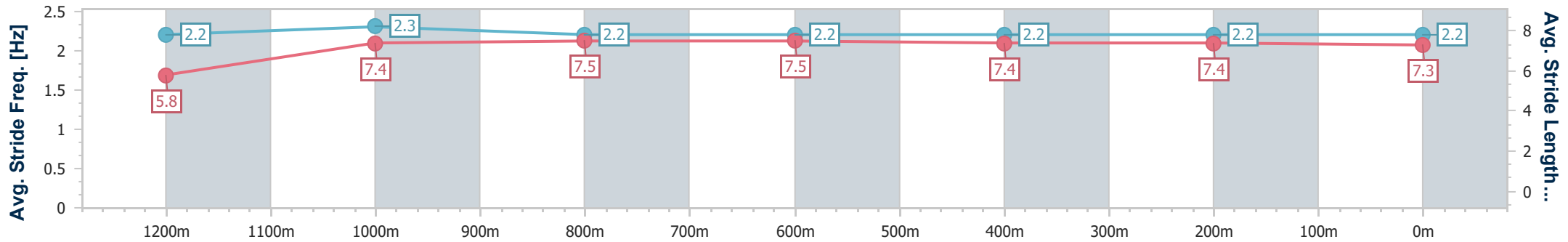
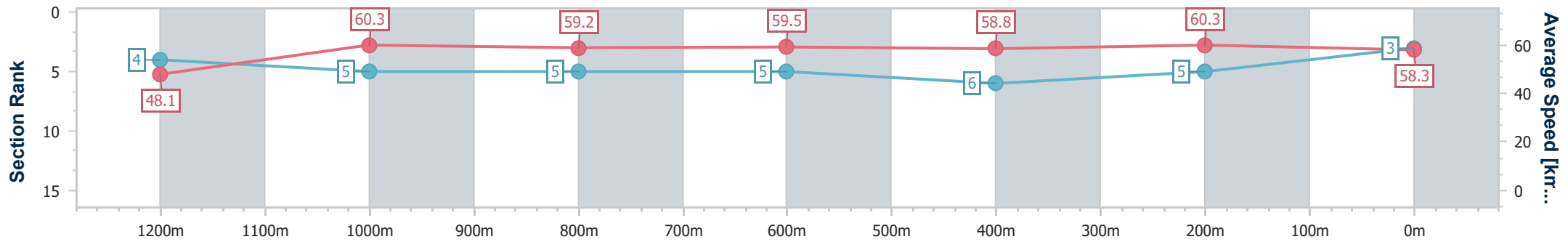
Race 8: IMPERIAL RACING Class 1 Plate - 1350m

24 April 2024 - 16:03



Track Rating: Heavy 9, Weather: Fine, Rail Position: +6m

Section	Overall	1200m	1000m	800m	600m	400m	200m
Section Times	1:24.15 [3] (0:11.23)	1:12.92 [4] (0:11.98)	1:00.94 [5] (0:12.18)	0:48.76 [5] (0:12.13)	0:36.63 [5] (0:12.33)	0:24.30 [6] (0:12.00)	0:12.30 [5] (0:12.30)
Average Speed [km/h]	48.1	60.3	59.2	59.5	58.8	60.3	58.3
Top Speed [km/h]	59.9	62.3	60.2	61.6	59.5	61.2	60.1
Avg. Dist. to Rail [m]	2.6	1.5	1.1	0.6	0.9	1.7	3.4
Avg. Stride Freq. [Hz]	2.2	2.3	2.2	2.2	2.2	2.2	2.2
Avg. Stride Length [m]	5.8	7.4	7.5	7.5	7.4	7.4	7.3



- [] Ranking at each section and finish
- .-.- No data available at this section
- NA No data available



Horse/Jockey Name	Around The Buoy
Final Rank	4
Fastest Section Time (Section)	0:11.78 (400m)
Top Speed [km/h] (Section)	61.6 (400m)
Race State	Finished



Ipswich QLD Professional

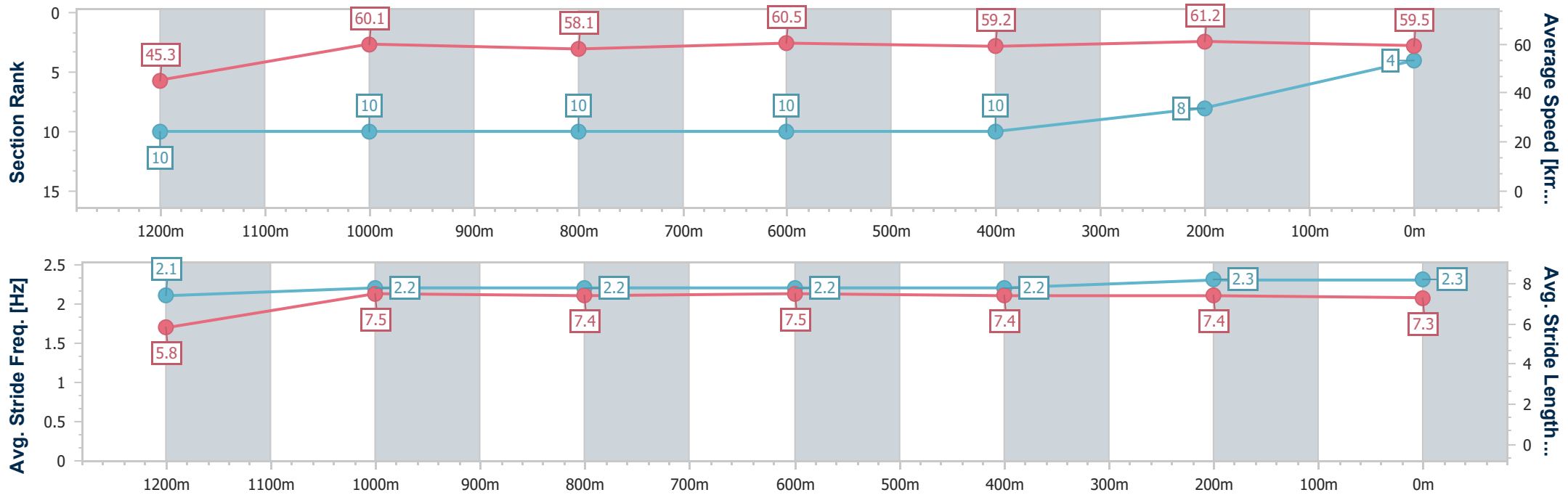
Race 8: IMPERIAL RACING Class 1 Plate - 1350m

24 April 2024 - 16:03



Track Rating: Heavy 9, Weather: Fine, Rail Position: +6m

Section	Overall	1200m	1000m	800m	600m	400m	200m
Section Times	1:24.24 [4] (0:11.94)	1:12.30 [10] (0:12.00)	1:00.30 [10] (0:12.41)	0:47.89 [10] (0:11.89)	0:36.00 [10] (0:12.15)	0:23.85 [10] (0:11.78)	0:12.07 [8] (0:12.07)
Average Speed [km/h]	45.3	60.1	58.1	60.5	59.2	61.2	59.5
Top Speed [km/h]	60.8	61.2	60.1	61.3	60.2	61.6	61.3
Avg. Dist. to Rail [m]	4.3	2.0	0.9	0.2	0.3	1.0	4.3
Avg. Stride Freq. [Hz]	2.1	2.2	2.2	2.2	2.2	2.3	2.3
Avg. Stride Length [m]	5.8	7.5	7.4	7.5	7.4	7.4	7.3



- [] Ranking at each section and finish
- .-.- No data available at this section
- NA No data available



Horse/Jockey Name	Brasco
Final Rank	5
Fastest Section Time (Section)	0:11.49 (Overall)
Top Speed [km/h] (Section)	62.7 (800m)
Race State	Finished



Ipswich QLD Professional

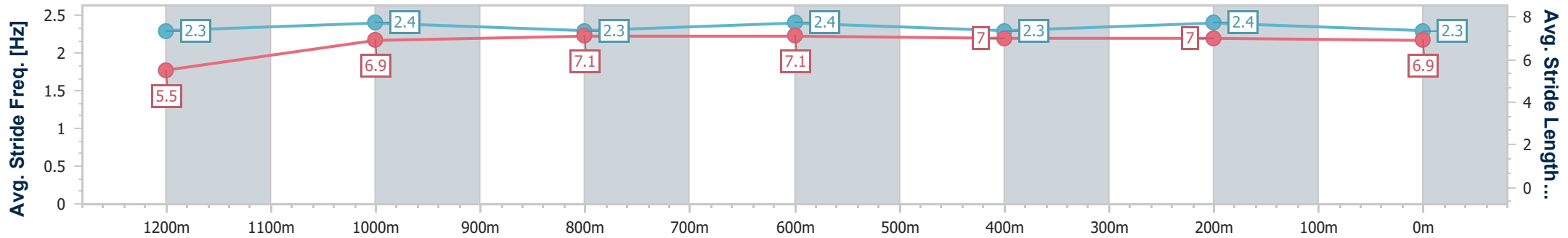
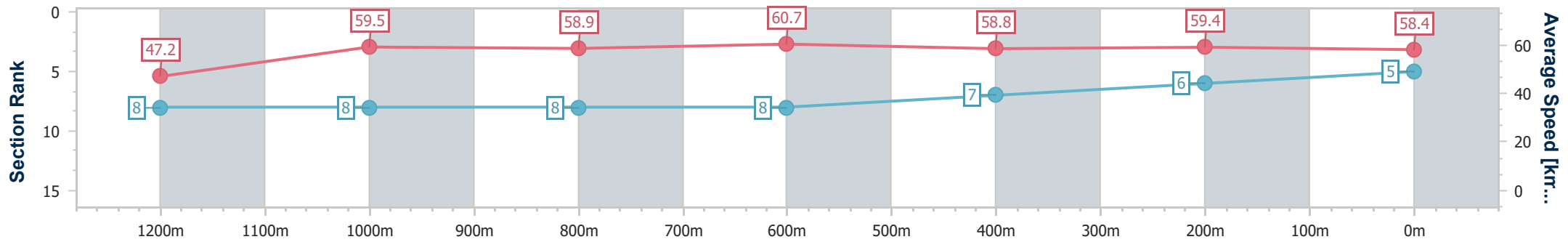
Race 8: IMPERIAL RACING Class 1 Plate - 1350m

24 April 2024 - 16:03



Track Rating: Heavy 9, Weather: Fine, Rail Position: +6m

Section	Overall	1200m	1000m	800m	600m	400m	200m
Section Times	1:24.37 [5] (0:11.49)	1:12.88 [8] (0:12.10)	1:00.78 [8] (0:12.24)	0:48.54 [8] (0:11.88)	0:36.66 [8] (0:12.19)	0:24.47 [7] (0:12.10)	0:12.37 [6] (0:12.37)
Average Speed [km/h]	47.2	59.5	58.9	60.7	58.8	59.4	58.4
Top Speed [km/h]	60.5	60.8	61.2	62.7	60.5	60.7	59.5
Avg. Dist. to Rail [m]	2.9	0.4	0.3	0.2	0.3	0.6	1.2
Avg. Stride Freq. [Hz]	2.3	2.4	2.3	2.4	2.3	2.4	2.3
Avg. Stride Length [m]	5.5	6.9	7.1	7.1	7.0	7.0	6.9



- [] Ranking at each section and finish
- .-.- No data available at this section
- NA No data available



Horse/Jockey Name	Easterly
Final Rank	6
Fastest Section Time (Section)	0:11.32 (Overall)
Top Speed [km/h] (Section)	61.8 (400m)
Race State	Finished



Ipswich QLD Professional

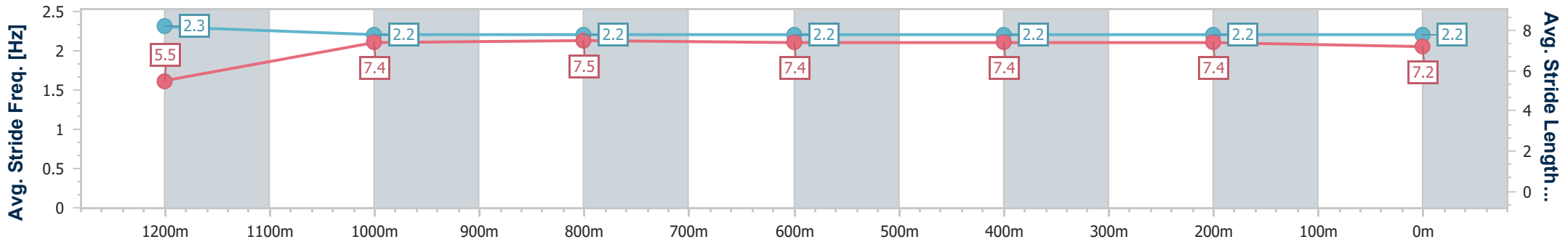
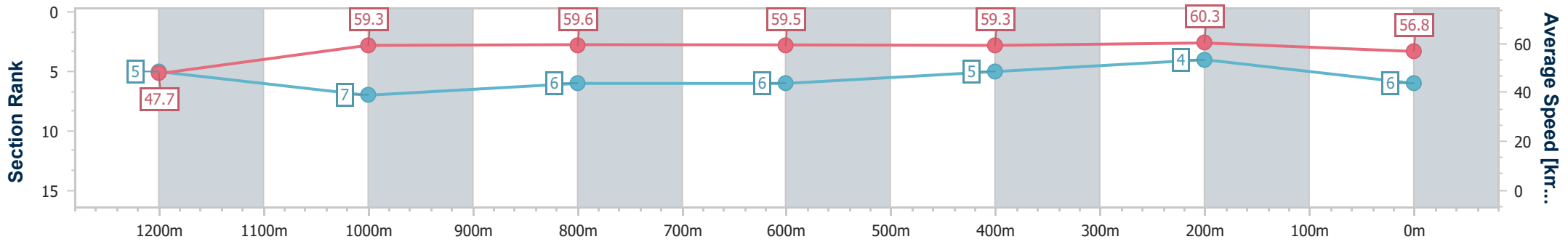
Race 8: IMPERIAL RACING Class 1 Plate - 1350m

24 April 2024 - 16:03



Track Rating: Heavy 9, Weather: Fine, Rail Position: +6m

Section	Overall	1200m	1000m	800m	600m	400m	200m
Section Times	1:24.39 [6] (0:11.32)	1:13.07 [5] (0:12.15)	1:00.92 [7] (0:12.06)	0:48.86 [6] (0:12.08)	0:36.78 [6] (0:12.19)	0:24.59 [5] (0:11.96)	0:12.63 [4] (0:12.63)
Average Speed [km/h]	47.7	59.3	59.6	59.5	59.3	60.3	56.8
Top Speed [km/h]	60.5	60.9	61.3	61.6	61.6	61.8	58.5
Avg. Dist. to Rail [m]	1.1	0.3	0.2	0.4	0.4	0.5	1.6
Avg. Stride Freq. [Hz]	2.3	2.2	2.2	2.2	2.2	2.2	2.2
Avg. Stride Length [m]	5.5	7.4	7.5	7.4	7.4	7.4	7.2



- [] Ranking at each section and finish
- .-.- No data available at this section
- NA No data available



Horse/Jockey Name	Liqueur Gold
Final Rank	7
Fastest Section Time (Section)	0:10.95 (Overall)
Top Speed [km/h] (Section)	62.8 (Overall)
Race State	Finished



Ipswich QLD Professional

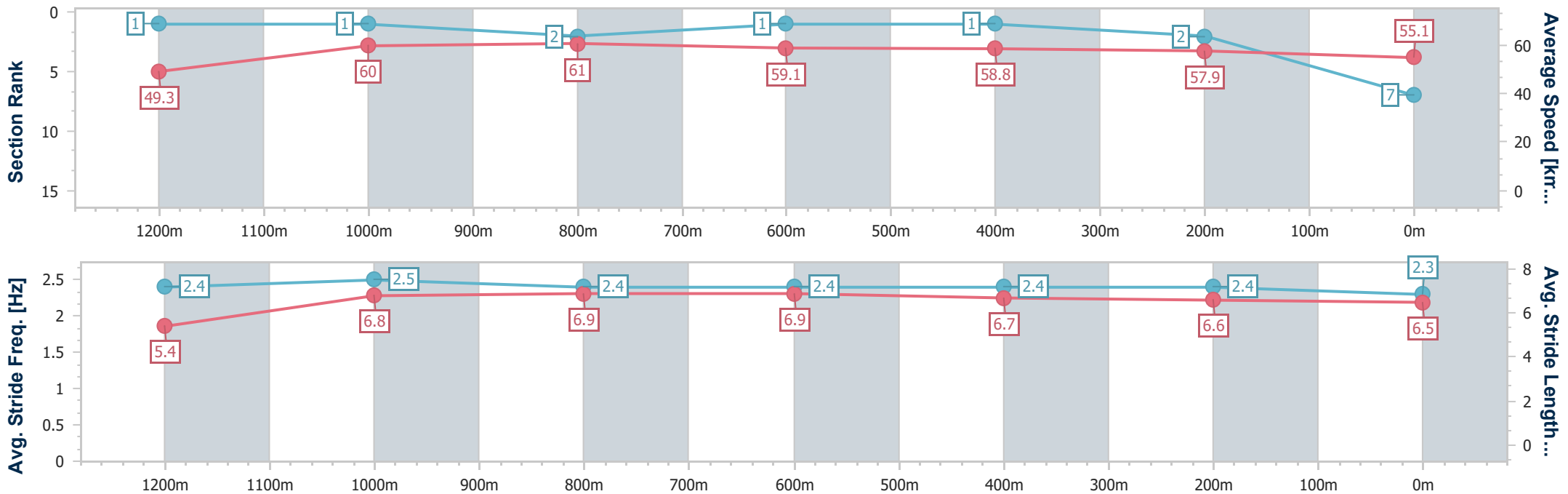
Race 8: IMPERIAL RACING Class 1 Plate - 1350m

24 April 2024 - 16:03



Track Rating: Heavy 9, Weather: Fine, Rail Position: +6m

Section	Overall	1200m	1000m	800m	600m	400m	200m
Section Times	1:24.43 [7] (0:10.95)	1:13.48 [1] (0:11.97)	1:01.51 [1] (0:11.81)	0:49.70 [2] (0:12.11)	0:37.59 [1] (0:12.20)	0:25.39 [1] (0:12.35)	0:13.04 [2] (0:13.04)
Average Speed [km/h]	49.3	60.0	61.0	59.1	58.8	57.9	55.1
Top Speed [km/h]	62.8	62.7	61.5	61.1	59.7	59.6	57.0
Avg. Dist. to Rail [m]	4.0	0.6	0.5	0.9	1.5	1.4	0.5
Avg. Stride Freq. [Hz]	2.4	2.5	2.4	2.4	2.4	2.4	2.3
Avg. Stride Length [m]	5.4	6.8	6.9	6.9	6.7	6.6	6.5



- [] Ranking at each section and finish
- .-.- No data available at this section
- NA No data available



Horse/Jockey Name	Claudius
Final Rank	8
Fastest Section Time (Section)	0:11.69 (Overall)
Top Speed [km/h] (Section)	61.2 (400m)
Race State	Finished



Ipswich QLD Professional

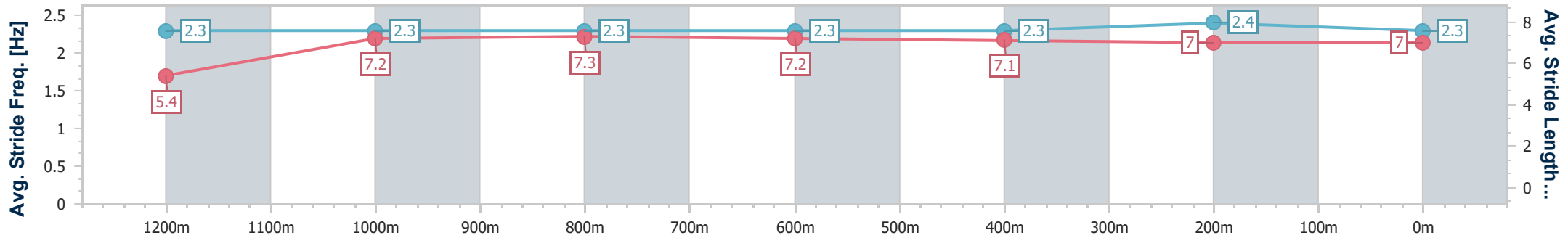
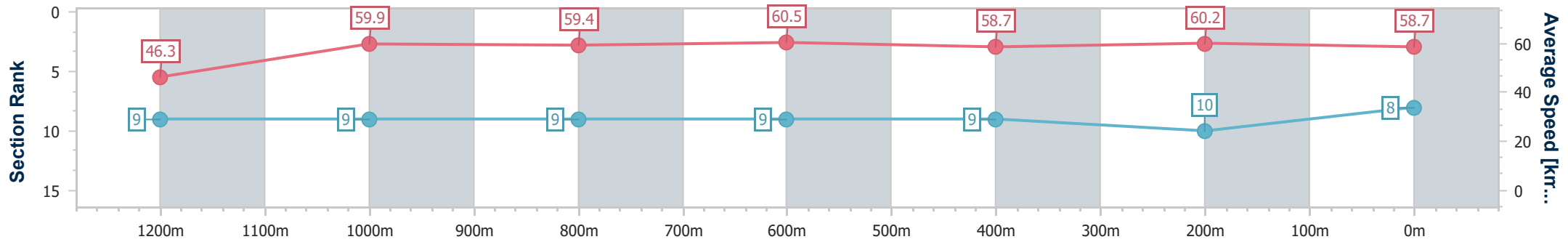
Race 8: IMPERIAL RACING Class 1 Plate - 1350m

24 April 2024 - 16:03



Track Rating: Heavy 9, Weather: Fine, Rail Position: +6m

Section	Overall	1200m	1000m	800m	600m	400m	200m
Section Times	1:24.55 [8] (0:11.69)	1:12.86 [9] (0:11.99)	1:00.87 [9] (0:12.18)	0:48.69 [9] (0:11.97)	0:36.72 [9] (0:12.33)	0:24.39 [9] (0:12.10)	0:12.29 [10] (0:12.29)
Average Speed [km/h]	46.3	59.9	59.4	60.5	58.7	60.2	58.7
Top Speed [km/h]	60.6	61.1	60.4	61.1	60.3	61.2	60.2
Avg. Dist. to Rail [m]	2.5	0.9	1.6	1.0	2.1	3.7	5.7
Avg. Stride Freq. [Hz]	2.3	2.3	2.3	2.3	2.3	2.4	2.3
Avg. Stride Length [m]	5.4	7.2	7.3	7.2	7.1	7.0	7.0



- [] Ranking at each section and finish
- .-.- No data available at this section
- NA No data available



Horse/Jockey Name	Black Opium
Final Rank	9
Fastest Section Time (Section)	0:11.43 (Overall)
Top Speed [km/h] (Section)	62.9 (1200m)
Race State	Finished



Ipswich QLD Professional

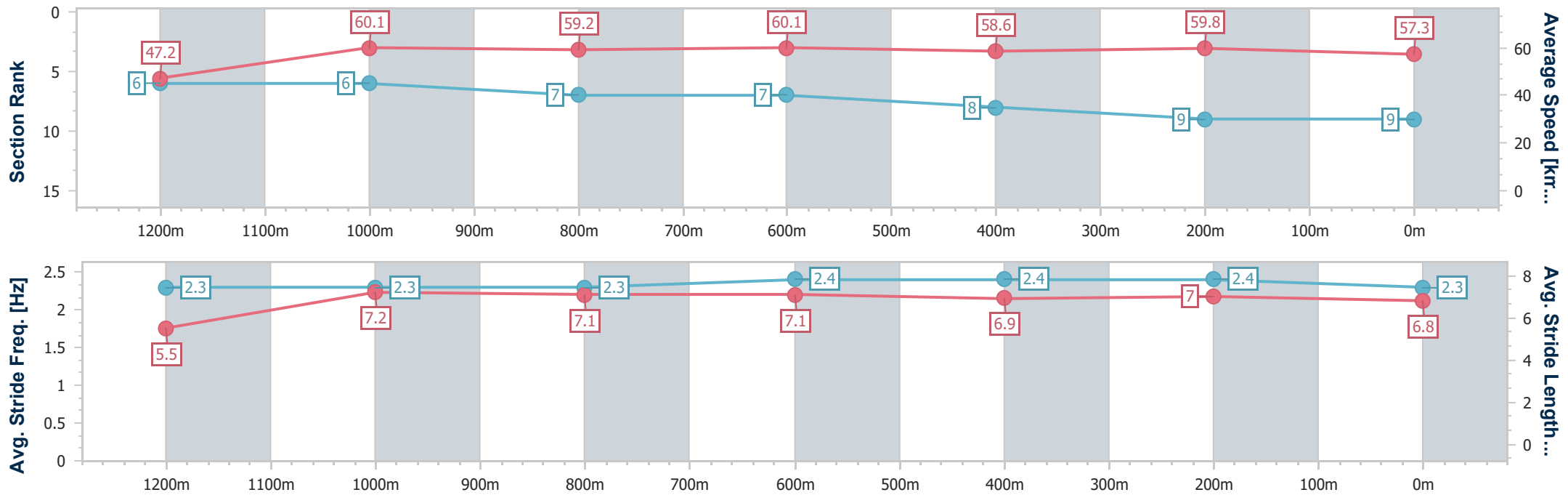
Race 8: IMPERIAL RACING Class 1 Plate - 1350m

24 April 2024 - 16:03

Track Rating: Heavy 9, Weather: Fine, Rail Position: +6m



Section	Overall	1200m	1000m	800m	600m	400m	200m
Section Times	1:24.73 [9] (0:11.43)	1:13.30 [6] (0:12.02)	1:01.28 [6] (0:12.17)	0:49.11 [7] (0:12.02)	0:37.09 [7] (0:12.38)	0:24.71 [8] (0:12.15)	0:12.56 [9] (0:12.56)
Average Speed [km/h]	47.2	60.1	59.2	60.1	58.6	59.8	57.3
Top Speed [km/h]	58.9	62.9	60.2	60.9	59.3	60.5	59.7
Avg. Dist. to Rail [m]	5.3	1.6	1.4	0.5	1.4	2.7	5.1
Avg. Stride Freq. [Hz]	2.3	2.3	2.3	2.4	2.4	2.4	2.3
Avg. Stride Length [m]	5.5	7.2	7.1	7.1	6.9	7.0	6.8



- [] Ranking at each section and finish
- .-.- No data available at this section
- NA No data available



Horse/Jockey Name	Asgoodasyougett
Final Rank	10
Fastest Section Time (Section)	0:11.46 (Overall)
Top Speed [km/h] (Section)	64.4 (1200m)
Race State	Finished



Ipswich QLD Professional

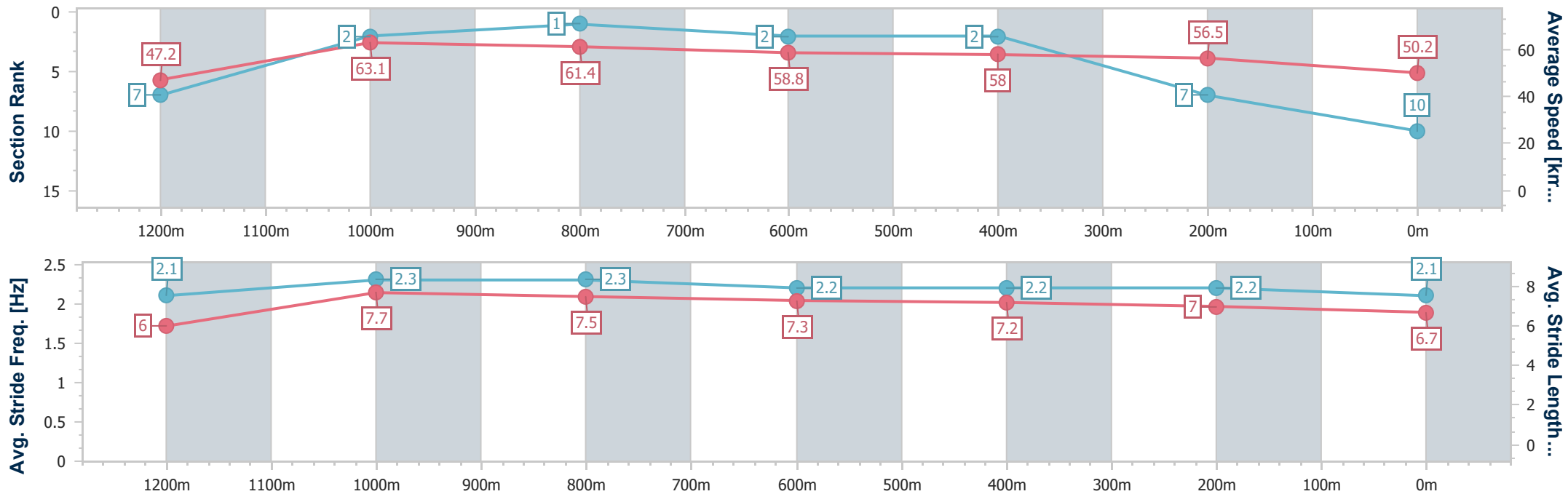
Race 8: IMPERIAL RACING Class 1 Plate - 1350m

24 April 2024 - 16:03



Track Rating: Heavy 9, Weather: Fine, Rail Position: +6m

Section	Overall	1200m	1000m	800m	600m	400m	200m
Section Times	1:26.39 [10] (0:11.46)	1:14.93 [7] (0:11.47)	1:03.46 [2] (0:11.74)	0:51.72 [1] (0:12.24)	0:39.48 [2] (0:12.39)	0:27.09 [2] (0:12.72)	0:14.37 [7] (0:14.37)
Average Speed [km/h]	47.2	63.1	61.4	58.8	58.0	56.5	50.2
Top Speed [km/h]	62.0	64.4	62.0	60.7	58.5	58.5	54.9
Avg. Dist. to Rail [m]	7.2	3.3	1.6	0.3	0.5	0.2	0.5
Avg. Stride Freq. [Hz]	2.1	2.3	2.3	2.2	2.2	2.2	2.1
Avg. Stride Length [m]	6.0	7.7	7.5	7.3	7.2	7.0	6.7



- [] Ranking at each section and finish
- .-.- No data available at this section
- NA No data available

Ipswich QLD Professional

Race 9: SEVEN FAMILY RACEDAY 6 MAY BENCHMARK 65 Handicap - 1200m

24 April 2024 - 16:39

Track Rating: Heavy 9, Weather: Fine, Rail Position: +6m

Section		Overall	1000m	800m	600m	400m	200m	Last 600m					
Field Times		1:12.58 (0:13.41)	0:59.17 (0:10.83)	0:48.34 (0:11.35)	0:36.99 (0:11.90)	0:25.09 (0:12.25)	0:12.84 (0:12.84)	0:36.99					
Rank	TAB Horse/Jockey	Barrier	Top Speed [km/h]	Fastest Section	Margin							Distance Travelled [m]	
1	4 RADIANT REMI Tahlia Fenlon	2	65.7	0:11.43	1:12.58 [1] (0:13.62)	0:58.96 [5] (0:11.43)	0:47.53 [5] (0:11.47)	0:36.06 [4] (0:11.66)	0:24.40 [3] (0:11.82)	0:12.58 [3] (0:12.58)	1:12.58	0:36.06	
2	19 FIRST PEOPLES Michael Cahill	13	68.0	0:10.76	1:12.72 [2] (0:13.48)	0:59.24 [3] (0:10.76)	0:48.48 [1] (0:11.35)	0:37.13 [1] (0:11.90)	0:25.23 [1] (0:12.25)	0:12.98 [1] (0:12.98)	0.81L	0:37.13	-1
3	6 DON'T DISS AROUND Nathan Fazackerley	6	65.3	0:11.56	1:12.78 [3] (0:14.05)	0:58.73 [9] (0:11.56)	0:47.17 [9] (0:11.59)	0:35.58 [8] (0:11.76)	0:23.82 [8] (0:11.72)	0:12.10 [5] (0:12.10)	1.21L	0:35.58	+1
4	10 CASROCK Cejay Graham	5	66.1	0:11.13	1:13.00 [4] (0:13.41)	0:59.59 [1] (0:11.13)	0:48.46 [2] (0:11.27)	0:37.19 [2] (0:11.75)	0:25.44 [2] (0:12.23)	0:13.21 [2] (0:13.21)	2.49L	0:37.19	+2
5	8 HURTS SO GOOD Ryan Maloney	17	63.8	0:11.61	1:13.04 [5] (0:14.00)	0:59.04 [8] (0:11.61)	0:47.43 [8] (0:11.65)	0:35.78 [9] (0:11.72)	0:24.06 [9] (0:11.69)	0:12.37 [4] (0:12.37)	2.75L	0:35.78	+5
6	3 PAIENBARA Samantha Collett	7	64.1	0:11.38	1:13.39 [6] (0:14.36)	0:59.03 [11] (0:11.75)	0:47.28 [11] (0:11.38)	0:35.90 [11] (0:11.78)	0:24.12 [10] (0:11.84)	0:12.28 [10] (0:12.28)	4.77L	0:35.90	+1
7	12 KITRI Mark Du Plessis	9	65.2	0:11.31	1:13.62 [7] (0:13.47)	1:00.15 [2] (0:11.31)	0:48.84 [3] (0:11.68)	0:37.16 [3] (0:12.01)	0:25.15 [4] (0:12.23)	0:12.92 [6] (0:12.92)	6.13L	0:37.16	+4
8	1 CHASING JACKLEY Jake Molloy	1	64.9	0:11.50	1:13.71 [8] (0:13.89)	0:59.82 [7] (0:11.50)	0:48.32 [7] (0:11.56)	0:36.76 [6] (0:11.83)	0:24.93 [6] (0:12.20)	0:12.73 [8] (0:12.73)	6.68L	0:36.76	+0
9	2 CHILLIWACK Jake Bayliss	14	64.0	0:11.53	1:13.79 [9] (0:14.10)	0:59.69 [10] (0:11.80)	0:47.89 [10] (0:11.53)	0:36.36 [10] (0:11.92)	0:24.44 [11] (0:11.86)	0:12.58 [11] (0:12.58)	7.1L	0:36.36	+6
10	11 HELIKEDEMPRESS Noel Callow	3	65.6	0:11.44	1:13.88 [10] (0:13.53)	1:00.35 [4] (0:11.44)	0:48.91 [4] (0:11.70)	0:37.21 [5] (0:11.98)	0:25.23 [5] (0:12.24)	0:12.99 [7] (0:12.99)	7.63L	0:37.21	+8

Scratched: Rephrase (#16), Eagle Hawk Star (#7), Script Writer (#5), Saddle Boy (#15), Fastling (#17), Hearsay (#14), I Am Takingthelot (#9), Alfa Lily (#18)



Ipswich QLD Professional
Race 9: SEVEN FAMILY RACEDAY 6 MAY BENCHMARK 65 Handicap - 1200m
 24 April 2024 - 16:39



Track Rating: Heavy 9, Weather: Fine, Rail Position: +6m

Section	Overall	1000m	800m	600m	400m	200m	Last 600m
Field Times	1:12.58 (0:13.41)	0:59.17 (0:10.83)	0:48.34 (0:11.35)	0:36.99 (0:11.90)	0:25.09 (0:12.25)	0:12.84 (0:12.84)	0:36.99

Rank	TAB	Horse/Jockey	Barrier	Top Speed [km/h]	Fastest Section	Margin	Distance Travelled [m]
11	13	ROCKIN' ARTIE	4	64.4	0:11.54	8.26L	+3
		Bailey Wheeler		Overall	1000m		
					1:13.98 [11]		
					(0:13.82)		
					1:00.16 [6]		
					(0:11.54)		
					0:48.62 [6]		
					(0:11.69)		
					0:36.93 [7]		
					(0:11.83)		
					0:25.10 [7]		
					(0:12.20)		
					0:12.90 [9]		
					(0:12.90)		

Scratched: Rephrase (#16), Eagle Hawk Star (#7), Script Writer (#5), Saddle Boy (#15), Fastling (#17), Hearsay (#14), I Am Takingthelot (#9), Alfa Lily (#18)

[] Ranking at each section and finish
 -:-:- No data available at this section
 NA No data available

SCN Saddle cloth number
 DNF Did not finish
 DNT Did not track



Horse/Jockey Name	Radiant Remi
Final Rank	1
Fastest Section Time (Section)	0:11.43 (1000m)
Top Speed [km/h] (Section)	65.7 (Overall)
Race State	Finished

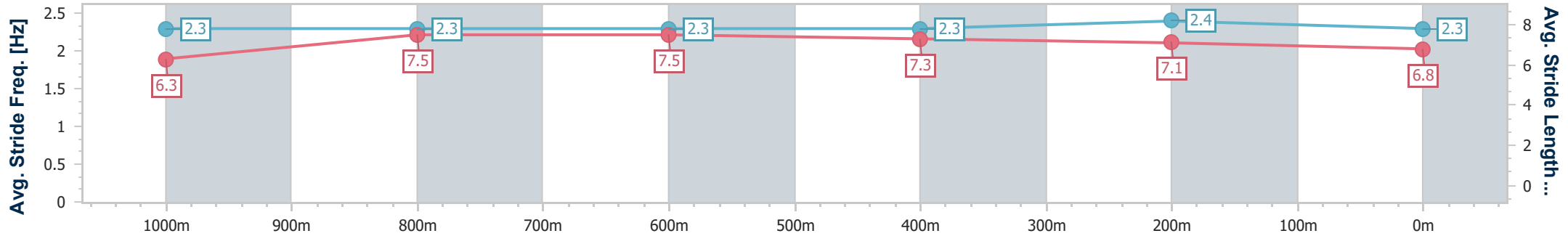
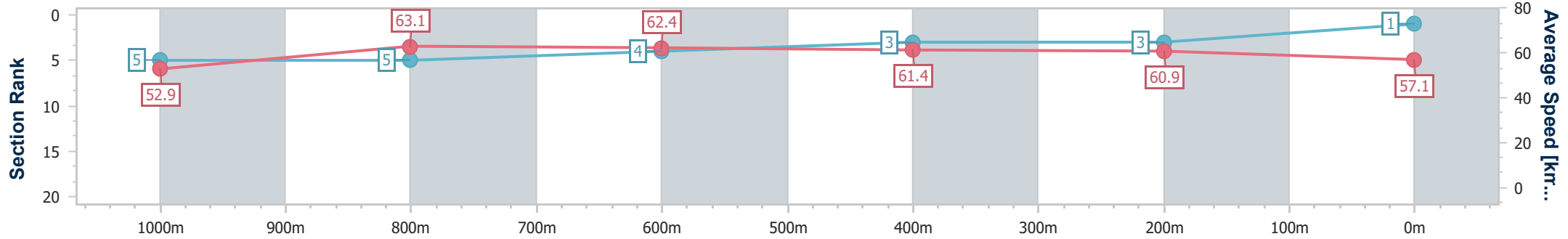


Ipswich QLD Professional
 Race 9: SEVEN FAMILY RACEDAY 6 MAY BENCHMARK 65
 Handicap - 1200m
 24 April 2024 - 16:39



Track Rating: Heavy 9, Weather: Fine, Rail Position: +6m

Section	Overall	1000m	800m	600m	400m	200m
Section Times	1:12.58 [1] (0:13.62)	0:58.96 [5] (0:11.43)	0:47.53 [5] (0:11.47)	0:36.06 [4] (0:11.66)	0:24.40 [3] (0:11.82)	0:12.58 [3] (0:12.58)
Average Speed [km/h]	52.9	63.1	62.4	61.4	60.9	57.1
Top Speed [km/h]	65.7	63.8	63.4	62.4	61.6	60.1
Avg. Dist. to Rail [m]	2.3	0.2	0.9	1.2	1.0	2.4
Avg. Stride Freq. [Hz]	2.3	2.3	2.3	2.3	2.4	2.3
Avg. Stride Length [m]	6.3	7.5	7.5	7.3	7.1	6.8



- [] Ranking at each section and finish
- .-.- No data available at this section
- NA No data available



Horse/Jockey Name	First Peoples
Final Rank	2
Fastest Section Time (Section)	0:10.76 (1000m)
Top Speed [km/h] (Section)	68.0 (1000m)
Race State	Finished

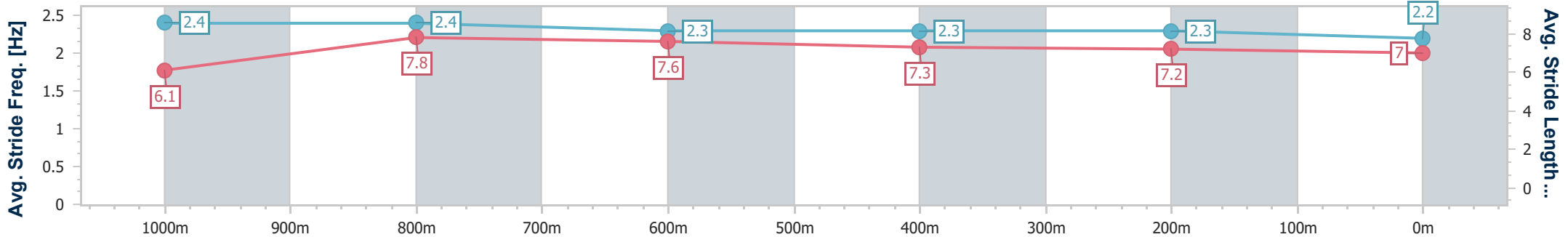
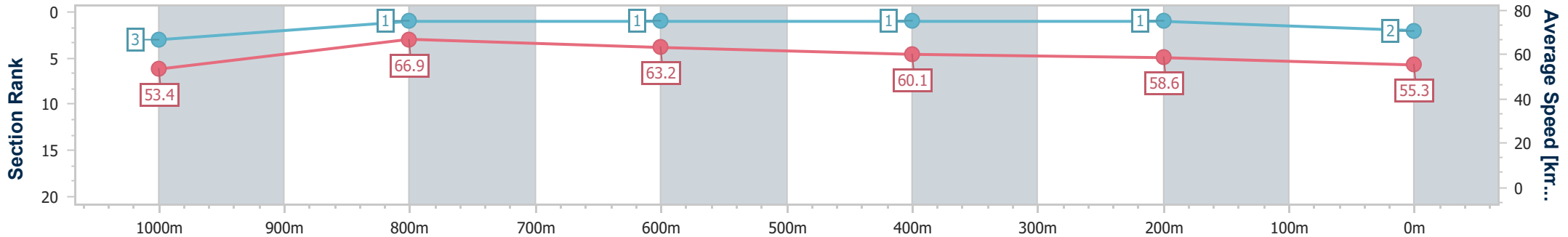


Ipswich QLD Professional
 Race 9: SEVEN FAMILY RACEDAY 6 MAY BENCHMARK 65
 Handicap - 1200m
 24 April 2024 - 16:39



Track Rating: Heavy 9, Weather: Fine, Rail Position: +6m

Section	Overall	1000m	800m	600m	400m	200m
Section Times	1:12.72 [2] (0:13.48)	0:59.24 [3] (0:10.76)	0:48.48 [1] (0:11.35)	0:37.13 [1] (0:11.90)	0:25.23 [1] (0:12.25)	0:12.98 [1] (0:12.98)
Average Speed [km/h]	53.4	66.9	63.2	60.1	58.6	55.3
Top Speed [km/h]	67.9	68.0	65.7	61.3	59.5	57.6
Avg. Dist. to Rail [m]	8.3	1.3	1.1	1.3	1.1	0.5
Avg. Stride Freq. [Hz]	2.4	2.4	2.3	2.3	2.3	2.2
Avg. Stride Length [m]	6.1	7.8	7.6	7.3	7.2	7.0



- [] Ranking at each section and finish
- .-.- No data available at this section
- NA No data available



Horse/Jockey Name	Don't Diss Around
Final Rank	3
Fastest Section Time (Section)	0:11.56 (1000m)
Top Speed [km/h] (Section)	65.3 (Overall)
Race State	Finished

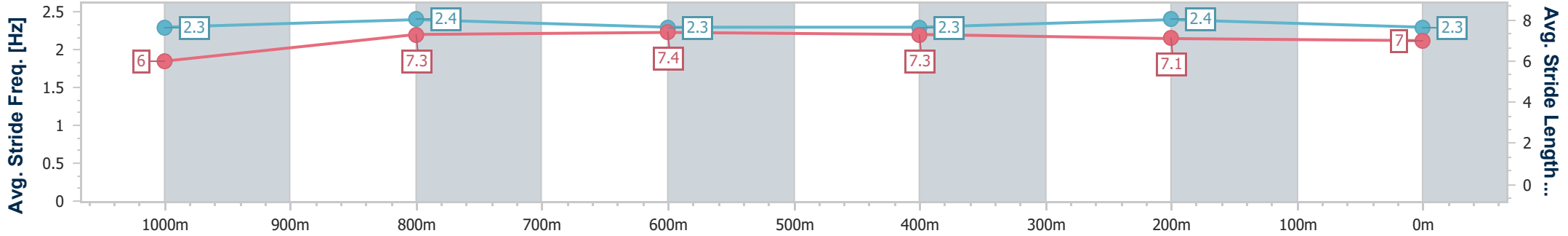
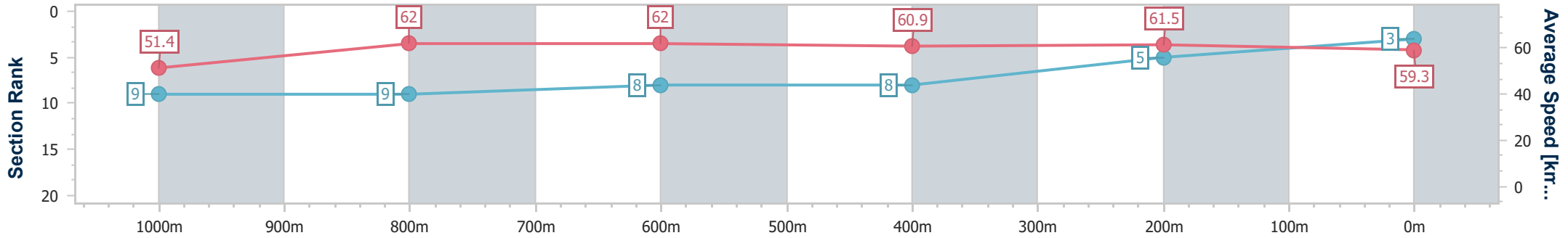


Ipswich QLD Professional
 Race 9: SEVEN FAMILY RACEDAY 6 MAY BENCHMARK 65
 Handicap - 1200m
 24 April 2024 - 16:39



Track Rating: Heavy 9, Weather: Fine, Rail Position: +6m

Section	Overall	1000m	800m	600m	400m	200m
Section Times	1:12.78 [3] (0:14.05)	0:58.73 [9] (0:11.56)	0:47.17 [9] (0:11.59)	0:35.58 [8] (0:11.76)	0:23.82 [8] (0:11.72)	0:12.10 [5] (0:12.10)
Average Speed [km/h]	51.4	62.0	62.0	60.9	61.5	59.3
Top Speed [km/h]	65.3	63.5	63.2	62.0	63.4	62.3
Avg. Dist. to Rail [m]	3.9	0.6	0.8	0.7	0.4	2.2
Avg. Stride Freq. [Hz]	2.3	2.4	2.3	2.3	2.4	2.3
Avg. Stride Length [m]	6.0	7.3	7.4	7.3	7.1	7.0



- [] Ranking at each section and finish
- .-.- No data available at this section
- NA No data available



Horse/Jockey Name	Casrock
Final Rank	4
Fastest Section Time (Section)	0:11.13 (1000m)
Top Speed [km/h] (Section)	66.1 (1000m)
Race State	Finished

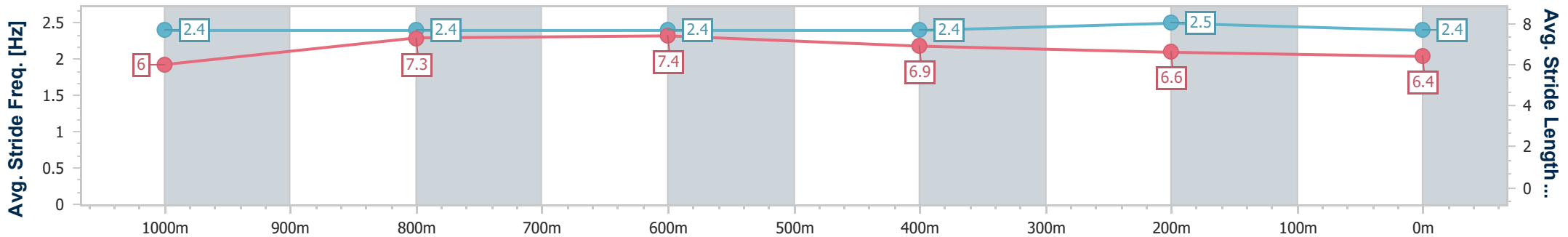
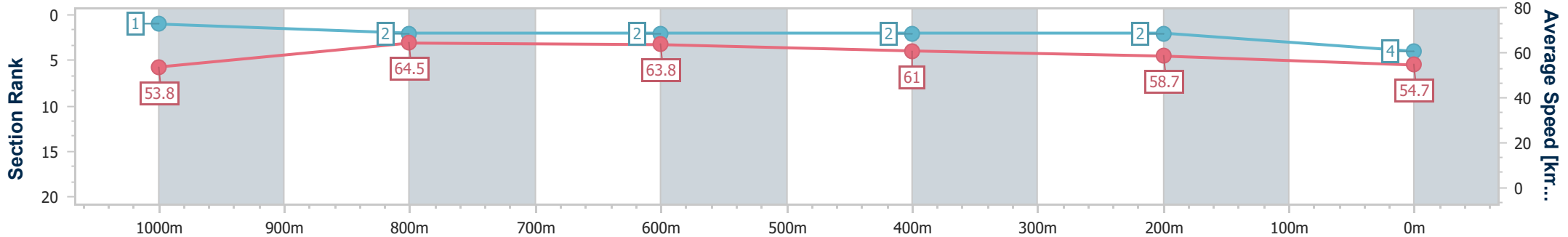


Ipswich QLD Professional
 Race 9: SEVEN FAMILY RACEDAY 6 MAY BENCHMARK 65
 Handicap - 1200m
 24 April 2024 - 16:39



Track Rating: Heavy 9, Weather: Fine, Rail Position: +6m

Section	Overall	1000m	800m	600m	400m	200m
Section Times	1:13.00 [4] (0:13.41)	0:59.59 [1] (0:11.13)	0:48.46 [2] (0:11.27)	0:37.19 [2] (0:11.75)	0:25.44 [2] (0:12.23)	0:13.21 [2] (0:13.21)
Average Speed [km/h]	53.8	64.5	63.8	61.0	58.7	54.7
Top Speed [km/h]	64.1	66.1	64.9	61.9	60.0	57.3
Avg. Dist. to Rail [m]	3.7	0.7	0.7	0.5	0.4	0.9
Avg. Stride Freq. [Hz]	2.4	2.4	2.4	2.4	2.5	2.4
Avg. Stride Length [m]	6.0	7.3	7.4	6.9	6.6	6.4



- [] Ranking at each section and finish
- .-.- No data available at this section
- NA No data available



Horse/Jockey Name	Hurts So Good
Final Rank	5
Fastest Section Time (Section)	0:11.61 (1000m)
Top Speed [km/h] (Section)	63.8 (1000m)
Race State	Finished

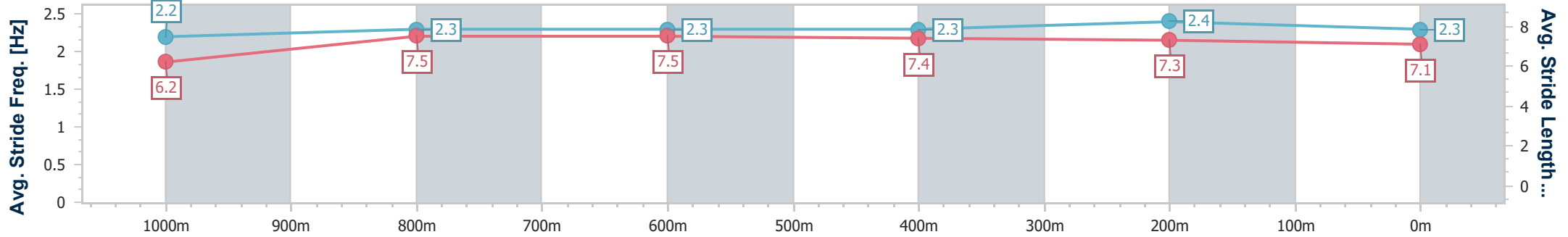
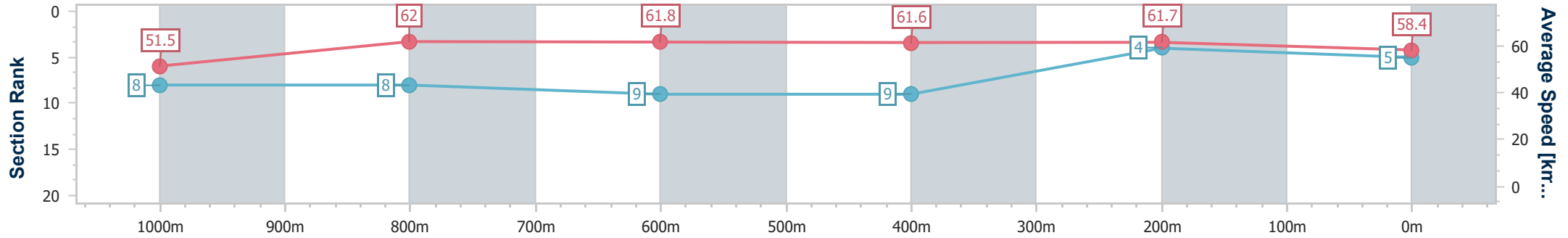


Ipswich QLD Professional
 Race 9: SEVEN FAMILY RACEDAY 6 MAY BENCHMARK 65
 Handicap - 1200m
 24 April 2024 - 16:39



Track Rating: Heavy 9, Weather: Fine, Rail Position: +6m

Section	Overall	1000m	800m	600m	400m	200m
Section Times	1:13.04 [5] (0:14.00)	0:59.04 [8] (0:11.61)	0:47.43 [8] (0:11.65)	0:35.78 [9] (0:11.72)	0:24.06 [9] (0:11.69)	0:12.37 [4] (0:12.37)
Average Speed [km/h]	51.5	62.0	61.8	61.6	61.7	58.4
Top Speed [km/h]	63.1	63.8	63.5	62.6	62.8	60.4
Avg. Dist. to Rail [m]	8.2	0.5	0.2	0.2	2.2	3.5
Avg. Stride Freq. [Hz]	2.2	2.3	2.3	2.3	2.4	2.3
Avg. Stride Length [m]	6.2	7.5	7.5	7.4	7.3	7.1



- [] Ranking at each section and finish
- .-.- No data available at this section
- NA No data available



Horse/Jockey Name	Paienbara
Final Rank	6
Fastest Section Time (Section)	0:11.38 (800m)
Top Speed [km/h] (Section)	64.1 (800m)
Race State	Finished

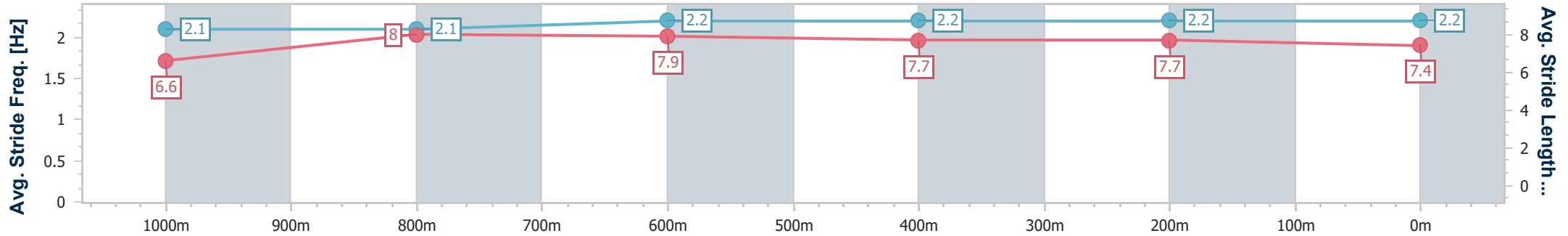
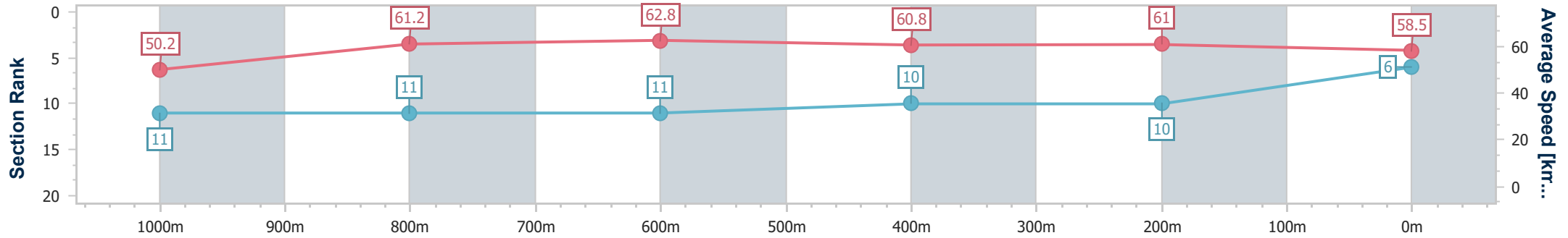


Ipswich QLD Professional
 Race 9: SEVEN FAMILY RACEDAY 6 MAY BENCHMARK 65
 Handicap - 1200m
 24 April 2024 - 16:39



Track Rating: Heavy 9, Weather: Fine, Rail Position: +6m

Section	Overall	1000m	800m	600m	400m	200m
Section Times	1:13.39 [6] (0:14.36)	0:59.03 [11] (0:11.75)	0:47.28 [11] (0:11.38)	0:35.90 [11] (0:11.78)	0:24.12 [10] (0:11.84)	0:12.28 [10] (0:12.28)
Average Speed [km/h]	50.2	61.2	62.8	60.8	61.0	58.5
Top Speed [km/h]	64.0	63.8	64.1	61.5	61.2	61.0
Avg. Dist. to Rail [m]	4.8	0.5	1.1	1.1	1.5	4.4
Avg. Stride Freq. [Hz]	2.1	2.1	2.2	2.2	2.2	2.2
Avg. Stride Length [m]	6.6	8.0	7.9	7.7	7.7	7.4



- [] Ranking at each section and finish
- .-.- No data available at this section
- NA No data available



Horse/Jockey Name	Kitri
Final Rank	7
Fastest Section Time (Section)	0:11.31 (1000m)
Top Speed [km/h] (Section)	65.2 (1000m)
Race State	Finished

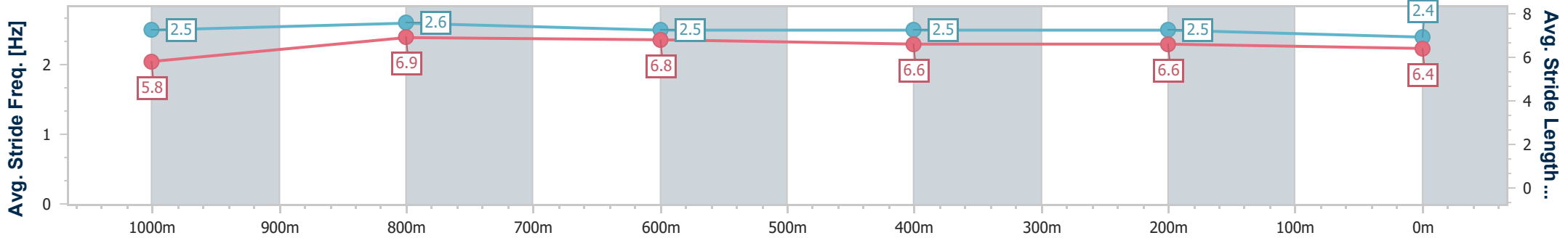
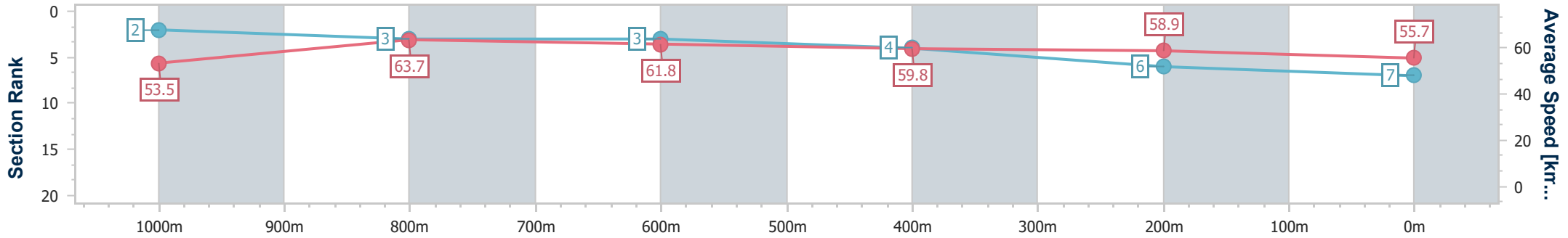


Ipswich QLD Professional
 Race 9: SEVEN FAMILY RACEDAY 6 MAY BENCHMARK 65
 Handicap - 1200m
 24 April 2024 - 16:39



Track Rating: Heavy 9, Weather: Fine, Rail Position: +6m

Section	Overall	1000m	800m	600m	400m	200m
Section Times	1:13.62 [7] (0:13.47)	1:00.15 [2] (0:11.31)	0:48.84 [3] (0:11.68)	0:37.16 [3] (0:12.01)	0:25.15 [4] (0:12.23)	0:12.92 [6] (0:12.92)
Average Speed [km/h]	53.5	63.7	61.8	59.8	58.9	55.7
Top Speed [km/h]	63.9	65.2	63.1	60.6	59.6	58.5
Avg. Dist. to Rail [m]	5.3	0.9	0.2	0.3	0.9	1.8
Avg. Stride Freq. [Hz]	2.5	2.6	2.5	2.5	2.5	2.4
Avg. Stride Length [m]	5.8	6.9	6.8	6.6	6.6	6.4



- [] Ranking at each section and finish
- .-.- No data available at this section
- NA No data available



Horse/Jockey Name	Chasing Jackley
Final Rank	8
Fastest Section Time (Section)	0:11.50 (1000m)
Top Speed [km/h] (Section)	64.9 (Overall)
Race State	Finished

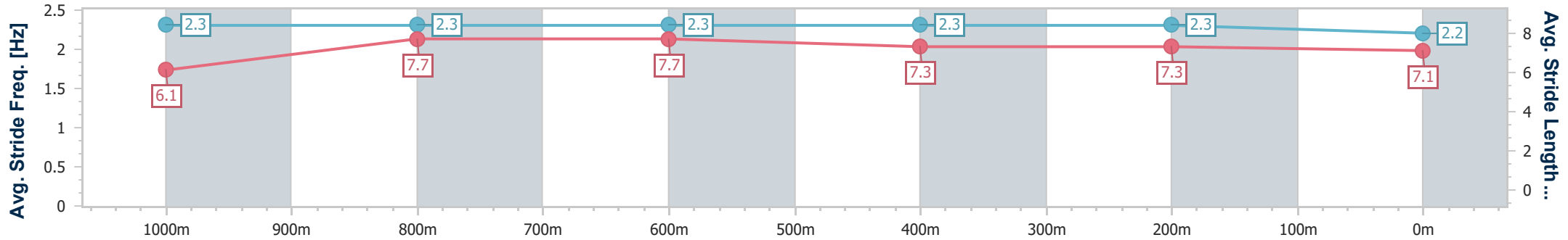
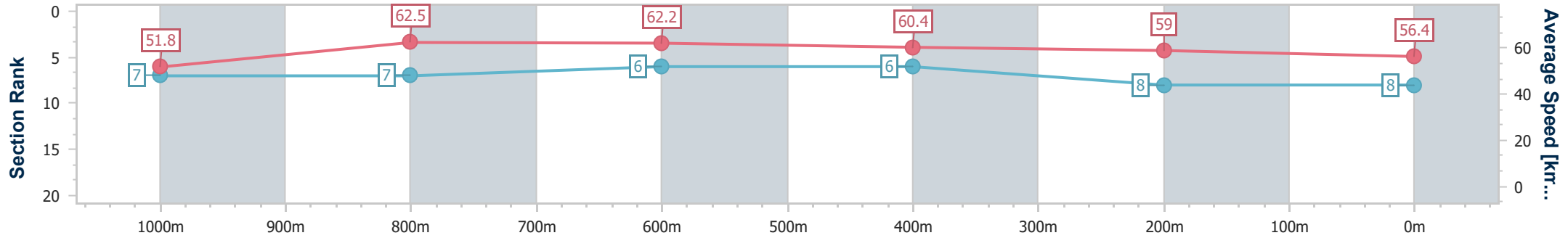


Ipswich QLD Professional
 Race 9: SEVEN FAMILY RACEDAY 6 MAY BENCHMARK 65
 Handicap - 1200m
 24 April 2024 - 16:39



Track Rating: Heavy 9, Weather: Fine, Rail Position: +6m

Section	Overall	1000m	800m	600m	400m	200m
Section Times	1:13.71 [8] (0:13.89)	0:59.82 [7] (0:11.50)	0:48.32 [7] (0:11.56)	0:36.76 [6] (0:11.83)	0:24.93 [6] (0:12.20)	0:12.73 [8] (0:12.73)
Average Speed [km/h]	51.8	62.5	62.2	60.4	59.0	56.4
Top Speed [km/h]	64.9	64.6	63.3	61.1	60.3	58.2
Avg. Dist. to Rail [m]	1.2	0.4	1.0	1.0	1.4	1.5
Avg. Stride Freq. [Hz]	2.3	2.3	2.3	2.3	2.3	2.2
Avg. Stride Length [m]	6.1	7.7	7.7	7.3	7.3	7.1



- [] Ranking at each section and finish
- .-.- No data available at this section
- NA No data available



Horse/Jockey Name	Chilliwack
Final Rank	9
Fastest Section Time (Section)	0:11.53 (800m)
Top Speed [km/h] (Section)	64.0 (800m)
Race State	Finished

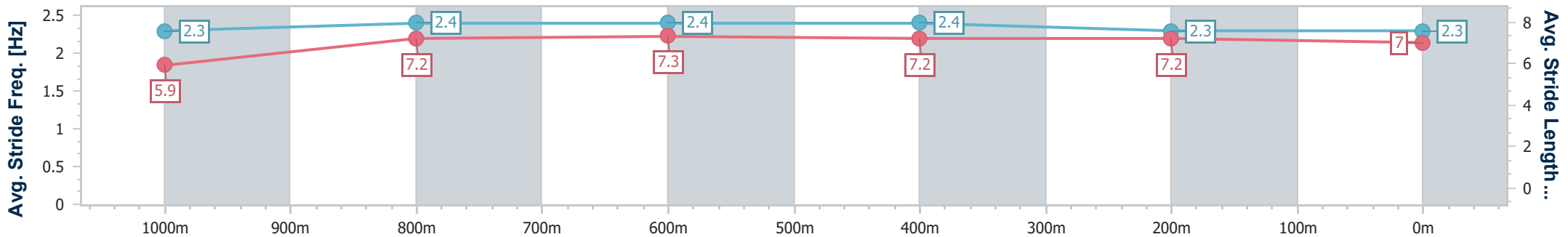
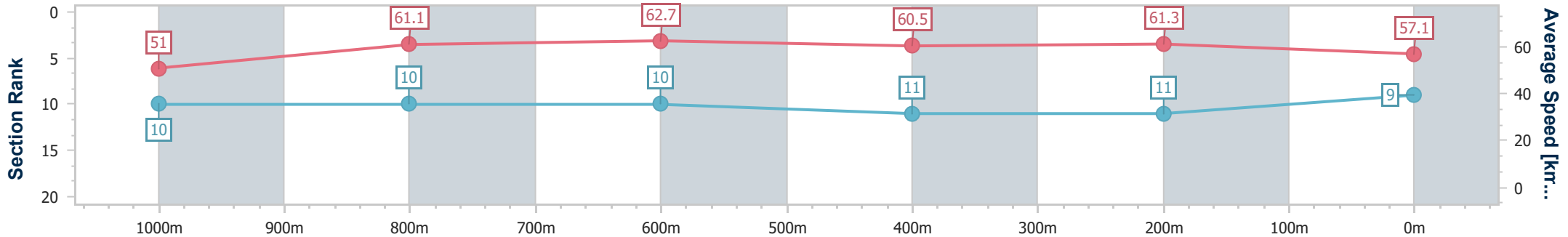


Ipswich QLD Professional
 Race 9: SEVEN FAMILY RACEDAY 6 MAY BENCHMARK 65
 Handicap - 1200m
 24 April 2024 - 16:39



Track Rating: Heavy 9, Weather: Fine, Rail Position: +6m

Section	Overall	1000m	800m	600m	400m	200m
Section Times	1:13.79 [9] (0:14.10)	0:59.69 [10] (0:11.80)	0:47.89 [10] (0:11.53)	0:36.36 [10] (0:11.92)	0:24.44 [11] (0:11.86)	0:12.58 [11] (0:12.58)
Average Speed [km/h]	51.0	61.1	62.7	60.5	61.3	57.1
Top Speed [km/h]	63.9	63.8	64.0	61.1	61.3	60.6
Avg. Dist. to Rail [m]	7.5	0.6	0.6	0.6	2.7	5.5
Avg. Stride Freq. [Hz]	2.3	2.4	2.4	2.4	2.3	2.3
Avg. Stride Length [m]	5.9	7.2	7.3	7.2	7.2	7.0



- [] Ranking at each section and finish
- .-.- No data available at this section
- NA No data available



Horse/Jockey Name	Helikedempretty
Final Rank	10
Fastest Section Time (Section)	0:11.44 (1000m)
Top Speed [km/h] (Section)	65.6 (Overall)
Race State	Finished

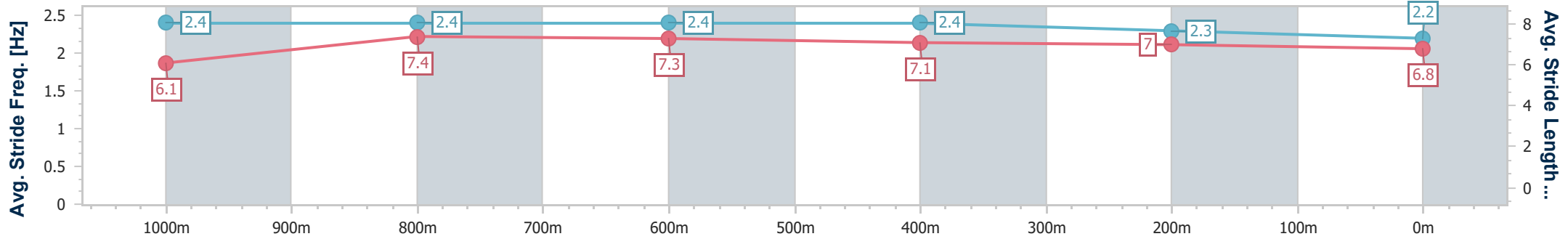
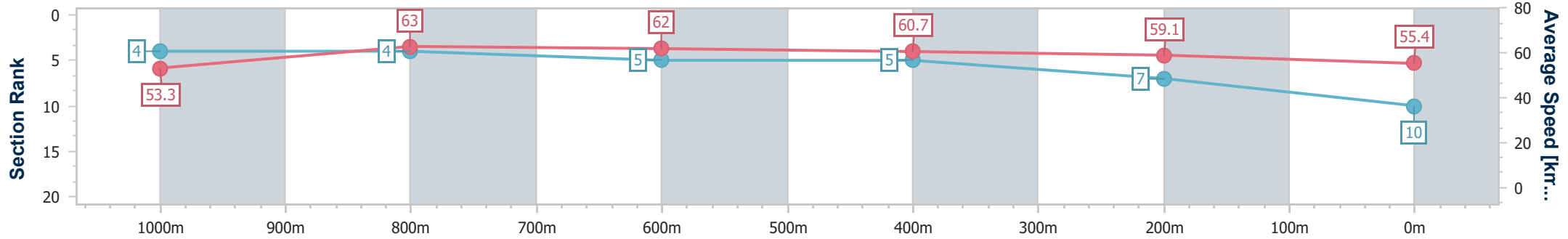


Ipswich QLD Professional
 Race 9: SEVEN FAMILY RACEDAY 6 MAY BENCHMARK 65
 Handicap - 1200m
 24 April 2024 - 16:39



Track Rating: Heavy 9, Weather: Fine, Rail Position: +6m

Section	Overall	1000m	800m	600m	400m	200m
Section Times	1:13.88 [10] (0:13.53)	1:00.35 [4] (0:11.44)	0:48.91 [4] (0:11.70)	0:37.21 [5] (0:11.98)	0:25.23 [5] (0:12.24)	0:12.99 [7] (0:12.99)
Average Speed [km/h]	53.3	63.0	62.0	60.7	59.1	55.4
Top Speed [km/h]	65.6	63.0	62.9	62.0	60.9	57.7
Avg. Dist. to Rail [m]	2.3	0.3	1.9	3.4	0.9	2.3
Avg. Stride Freq. [Hz]	2.4	2.4	2.4	2.4	2.3	2.2
Avg. Stride Length [m]	6.1	7.4	7.3	7.1	7.0	6.8



- [] Ranking at each section and finish
- .-.- No data available at this section
- NA No data available



Horse/Jockey Name	Rockin' Artie
Final Rank	11
Fastest Section Time (Section)	0:11.54 (1000m)
Top Speed [km/h] (Section)	64.4 (Overall)
Race State	Finished

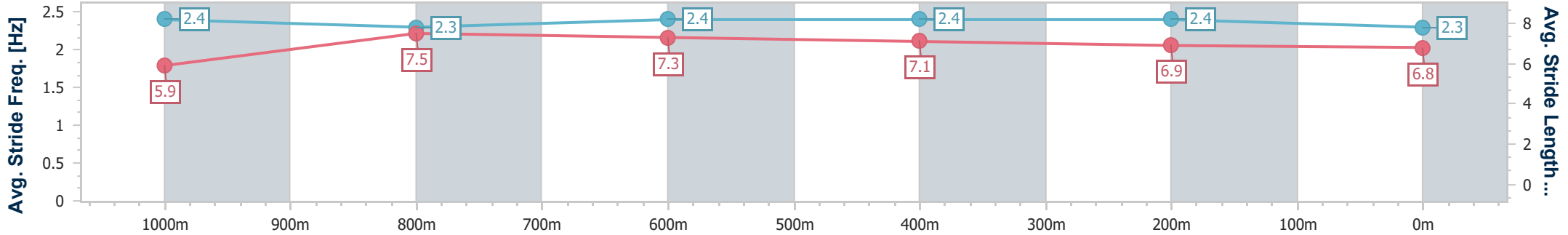
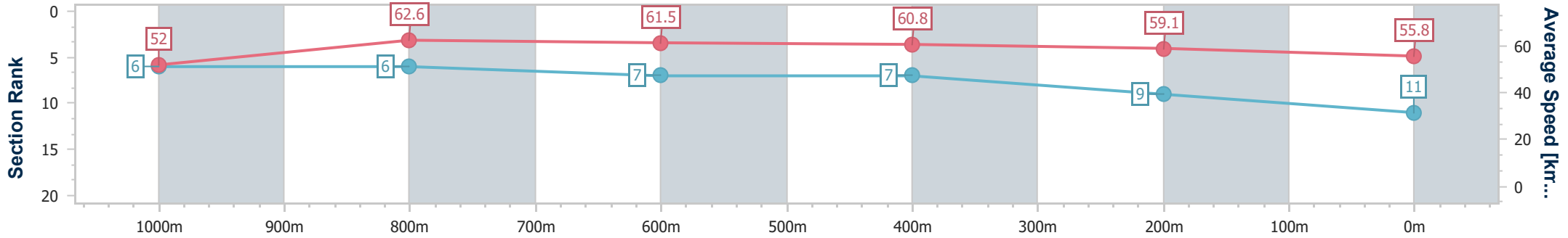


Ipswich QLD Professional
 Race 9: SEVEN FAMILY RACEDAY 6 MAY BENCHMARK 65
 Handicap - 1200m
 24 April 2024 - 16:39



Track Rating: Heavy 9, Weather: Fine, Rail Position: +6m

Section	Overall	1000m	800m	600m	400m	200m
Section Times	1:13.98 [11] (0:13.82)	1:00.16 [6] (0:11.54)	0:48.62 [6] (0:11.69)	0:36.93 [7] (0:11.83)	0:25.10 [7] (0:12.20)	0:12.90 [9] (0:12.90)
Average Speed [km/h]	52.0	62.6	61.5	60.8	59.1	55.8
Top Speed [km/h]	64.4	63.6	62.9	62.0	61.1	58.4
Avg. Dist. to Rail [m]	3.3	0.4	0.2	0.3	0.8	0.4
Avg. Stride Freq. [Hz]	2.4	2.3	2.4	2.4	2.4	2.3
Avg. Stride Length [m]	5.9	7.5	7.3	7.1	6.9	6.8



- [] Ranking at each section and finish
- .-.- No data available at this section
- NA No data available