



Townsville QLD Professional

Race 7: Ladbrokes Mates Mode BM60 Handicap - 1400m



23 April 2024 - 17:22

Track Rating: Soft 5, Weather: Fine, Rail Position: +6m 1000m-W/Post; +1.5m Remainder

Section		Overall	1200m	1000m	800m	600m	400m	Last 600m					
Field Times		1:23.49 (0:14.70)	1:08.79 (0:11.41)	0:57.38 (0:11.36)	0:46.02 (0:11.16)	0:34.86 (0:11.18)	0:23.68 (0:11.38)	0:34.86					
Rank	TAB	Horse/Jockey	Barrier	Top Speed [km/h]	Fastest Section							Distance Travelled [m]	
1	2	BREAKWATER BOY	2	65.5	0:11.16	1:23.49 [1]	1:08.79 [1]	0:57.38 [1]	0:46.02 [1]	0:34.86 [1]	0:23.68 [1]	0:34.86	
		Lachlan Overall		800m	800m	(0:14.70)	(0:11.41)	(0:11.36)	(0:11.16)	(0:11.18)	(0:11.38)		
2	5	TALONS	4	66.0	0:11.03	1:23.51 [2]	1:07.96 [8]	0:56.60 [8]	0:45.10 [8]	0:34.01 [8]	0:22.84 [8]	0:34.01	+4
		Carl Spry		800m	400m	(0:15.55)	(0:11.36)	(0:11.50)	(0:11.09)	(0:11.17)	(0:11.03)		
3	7	VANCOUVER BAY	6	66.0	0:11.16	1:23.78 [3]	1:08.67 [5]	0:57.18 [4]	0:45.82 [5]	0:34.60 [5]	0:23.44 [5]	0:34.60	+2
		Gabrielle Semmens		800m	600m	(0:15.11)	(0:11.49)	(0:11.36)	(0:11.22)	(0:11.16)	(0:11.30)		
4	3	ROCK IN THE PARK	10	65.8	0:11.13	1:23.88 [4]	1:09.04 [2]	0:57.57 [3]	0:46.03 [3]	0:34.90 [3]	0:23.74 [3]	0:34.90	+1
		Ryan Wiggins		800m	800m	(0:14.84)	(0:11.47)	(0:11.54)	(0:11.13)	(0:11.16)	(0:11.46)		
5	8	STRATHCONA	1	65.1	0:11.07	1:23.90 [5]	1:08.81 [4]	0:57.29 [5]	0:45.68 [7]	0:34.53 [7]	0:23.46 [6]	0:34.53	+0
		Jason Taylor		800m	600m	(0:15.09)	(0:11.52)	(0:11.61)	(0:11.15)	(0:11.07)	(0:11.31)		
6	10	BORLOTTI BEANS	13	66.4	0:11.11	1:24.15 [6]	1:08.95 [6]	0:57.52 [6]	0:46.21 [4]	0:35.10 [4]	0:23.94 [4]	0:35.10	+7
		Graham Kliese		1000m	800m	(0:15.20)	(0:11.43)	(0:11.31)	(0:11.11)	(0:11.16)	(0:11.45)		
7	14	EMATHION	8	65.8	0:11.14	1:24.16 [7]	1:08.88 [7]	0:57.32 [7]	0:45.96 [6]	0:34.82 [6]	0:23.64 [7]	0:34.82	+5
		Nathan Thomas		800m	800m	(0:15.28)	(0:11.56)	(0:11.36)	(0:11.14)	(0:11.18)	(0:11.34)		
8	9	FLAMING TORCH	14	65.6	0:11.11	1:24.16 [8]	1:08.42 [10]	0:56.93 [10]	0:45.60 [9]	0:34.49 [9]	0:23.31 [10]	0:34.49	-1
		Lacey Morrison		800m	800m	(0:15.74)	(0:11.49)	(0:11.33)	(0:11.11)	(0:11.18)	(0:11.20)		
9	1	CIAO BICKY	5	66.3	0:11.03	1:24.29 [9]	1:08.73 [9]	0:57.07 [9]	0:45.68 [10]	0:34.58 [10]	0:23.55 [9]	0:34.58	+5
		Ashley Butler		600m	600m	(0:15.56)	(0:11.66)	(0:11.39)	(0:11.10)	(0:11.03)	(0:11.32)		
10	4	AWE	7	66.7	0:11.12	1:24.34 [10]	1:09.28 [3]	0:58.06 [2]	0:46.62 [2]	0:35.50 [2]	0:24.32 [2]	0:35.50	+4
		Isabella Teh		800m	800m	(0:15.06)	(0:11.22)	(0:11.44)	(0:11.12)	(0:11.18)	(0:11.74)		

Scratched: Fanciful Mr Fox (#12), From This Moment (#13), Aidenabet (#6)

[] Ranking at each section and finish
 -:-:- No data available at this section
 NA No data available

SCN Saddle cloth number
 DNF Did not finish
 DNT Did not track



Townsville QLD Professional

Race 7: Ladbrokes Mates Mode BM60 Handicap - 1400m

23 April 2024 - 17:22



Track Rating: Soft 5, Weather: Fine, Rail Position: +6m 1000m-W/Post; +1.5m Remainder

Section		Overall	1200m	1000m	800m	600m	400m	Last 600m
Field Times		1:23.49 (0:14.70)	1:08.79 (0:11.41)	0:57.38 (0:11.36)	0:46.02 (0:11.16)	0:34.86 (0:11.18)	0:23.68 (0:11.38)	0:34.86

Rank	TAB	Horse/Jockey	Barrier	Top Speed [km/h]	Fastest Section							Distance Travelled [m]	
11	11	DENSITY	3	65.8	0:11.02	1:24.53 [11]	1:08.46 [11]	0:57.08 [11]	0:45.74 [11]	0:34.66 [11]	0:23.64 [11]	0:34.66	+4
		Chelsea Jokic		1000m	600m	(0:16.07)	(0:11.38)	(0:11.34)	(0:11.08)	(0:11.02)	(0:11.20)		

Scratched: Fanciful Mr Fox (#12), From This Moment (#13), Aidenabet (#6)



Townsville QLD Professional

Race 7: Ladbrokes Mates Mode BM60 Handicap - 1400m

23 April 2024 - 17:22



Track Rating: Soft 5, Weather: Fine, Rail Position: +6m 1000m-W/Post; +1.5m Remainder

Section				200m				Last 600m		
Field Times				0:12.30 (0:12.30)				0:34.86		
Rank	TAB	Horse/Jockey	Barrier	Top Speed [km/h]	Fastest Section	Margin			Distance Travelled [m]	
1	2	BREAKWATER BOY Lachlan Overall	2	65.5 800m	0:11.16 800m	0:12.30 [1] (0:12.30)	1:23.49		0:34.86	
2	5	TALONS Carl Spry	4	66.0 800m	0:11.03 400m	0:11.81 [5] (0:11.81)	0.13L		0:34.01	+4
3	7	VANCOUVER BAY Gabrielle Semmens	6	66.0 800m	0:11.16 600m	0:12.14 [3] (0:12.14)	1.71L		0:34.60	+2
4	3	ROCK IN THE PARK Ryan Wiggins	10	65.8 800m	0:11.13 800m	0:12.28 [2] (0:12.28)	2.29L		0:34.90	+1
5	8	STRATHCONA Jason Taylor	1	65.1 800m	0:11.07 600m	0:12.15 [6] (0:12.15)	2.4L		0:34.53	+0
6	10	BORLOTTI BEANS Graham Kliese	13	66.4 1000m	0:11.11 800m	0:12.49 [4] (0:12.49)	3.88L		0:35.10	+7
7	14	EMATHION Nathan Thomas	8	65.8 800m	0:11.14 800m	0:12.30 [8] (0:12.30)	3.95L		0:34.82	+5
8	9	FLAMING TORCH Lacey Morrison	14	65.6 800m	0:11.11 800m	0:12.11 [9] (0:12.11)	3.95L		0:34.49	-1
9	1	CIAO BICKY Ashley Butler	5	66.3 600m	0:11.03 600m	0:12.23 [10] (0:12.23)	4.72L		0:34.58	+5
10	4	AWE Isabella Teh	7	66.7 800m	0:11.12 800m	0:12.58 [7] (0:12.58)	4.98L		0:35.50	+4

Scratched: Fanciful Mr Fox (#12), From This Moment (#13), Aidenabet (#6)

[] Ranking at each section and finish
 -:-:- No data available at this section
 NA No data available

SCN Saddle cloth number
 DNF Did not finish
 DNT Did not track



Townsville QLD Professional
Race 7: Ladbrokes Mates Mode BM60 Handicap - 1400m
23 April 2024 - 17:22



Track Rating: Soft 5, Weather: Fine, Rail Position: +6m 1000m-W/Post; +1.5m Remainder

Section				200m				Last 600m		
Field Times				0:12.30 (0:12.30)				0:34.86		
Rank	TAB	Horse/Jockey	Barrier	Top Speed [km/h]	Fastest Section	Margin		Distance Travelled [m]		
11	11	DENSITY	3	65.8	0:11.02	0:12.44 [11]	6.11L		0:34.66	+4
		Chelsea Jokic		1000m	600m	(0:12.44)				

Scratched: Fanciful Mr Fox (#12), From This Moment (#13), Aidenabet (#6)



Horse/Jockey Name	Breakwater Boy
Final Rank	1
Fastest Section Time (Section)	0:11.16 (800m)
Top Speed [km/h] (Section)	65.5 (800m)
Race State	Finished



Townsville QLD Professional

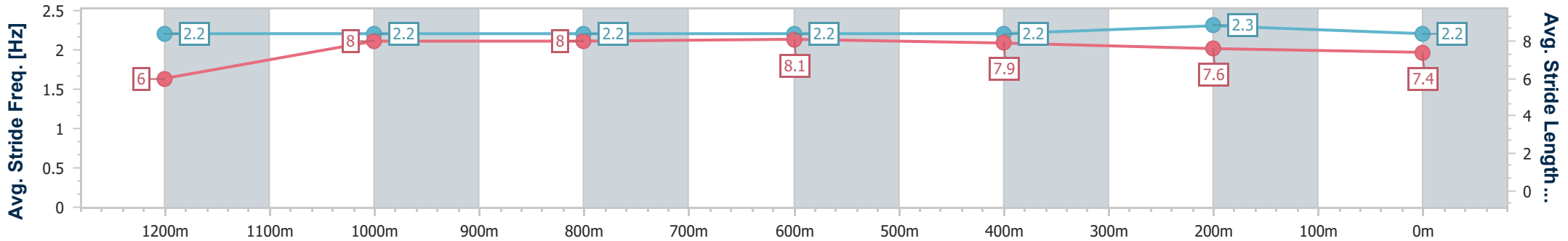
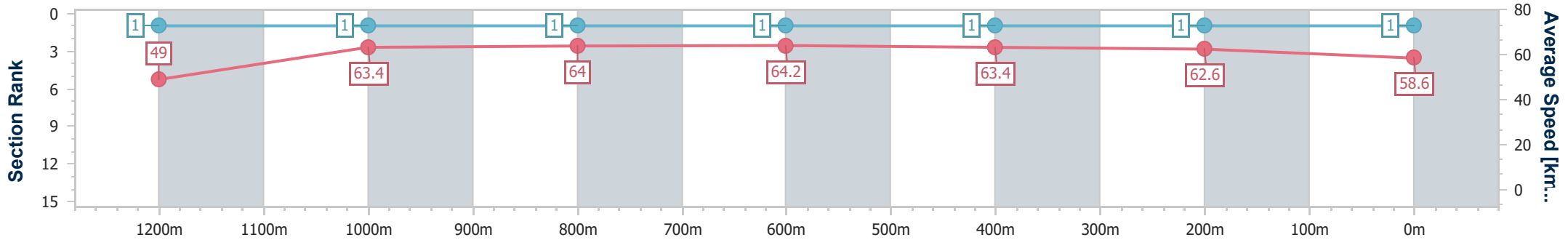
Race 7: Ladbrokes Mates Mode BM60 Handicap - 1400m

23 April 2024 - 17:22

Track Rating: Soft 5, Weather: Fine, Rail Position: +6m 1000m-
W/Post; +1.5m Remainder



Section	Overall	1200m	1000m	800m	600m	400m	200m
Section Times	1:23.49 [1] (0:14.70)	1:08.79 [1] (0:11.41)	0:57.38 [1] (0:11.36)	0:46.02 [1] (0:11.16)	0:34.86 [1] (0:11.18)	0:23.68 [1] (0:11.38)	0:12.30 [1] (0:12.30)
Average Speed [km/h]	49.0	63.4	64.0	64.2	63.4	62.6	58.6
Top Speed [km/h]	65.0	64.3	65.2	65.5	64.2	63.4	62.4
Avg. Dist. to Rail [m]	7.5	2.7	2.2	1.4	3.6	3.5	1.2
Avg. Stride Freq. [Hz]	2.2	2.2	2.2	2.2	2.2	2.3	2.2
Avg. Stride Length [m]	6.0	8.0	8.0	8.1	7.9	7.6	7.4



- [] Ranking at each section and finish
- .-.- No data available at this section
- NA No data available



Horse/Jockey Name	Talons
Final Rank	2
Fastest Section Time (Section)	0:11.03 (400m)
Top Speed [km/h] (Section)	66.0 (800m)
Race State	Finished



Townsville QLD Professional

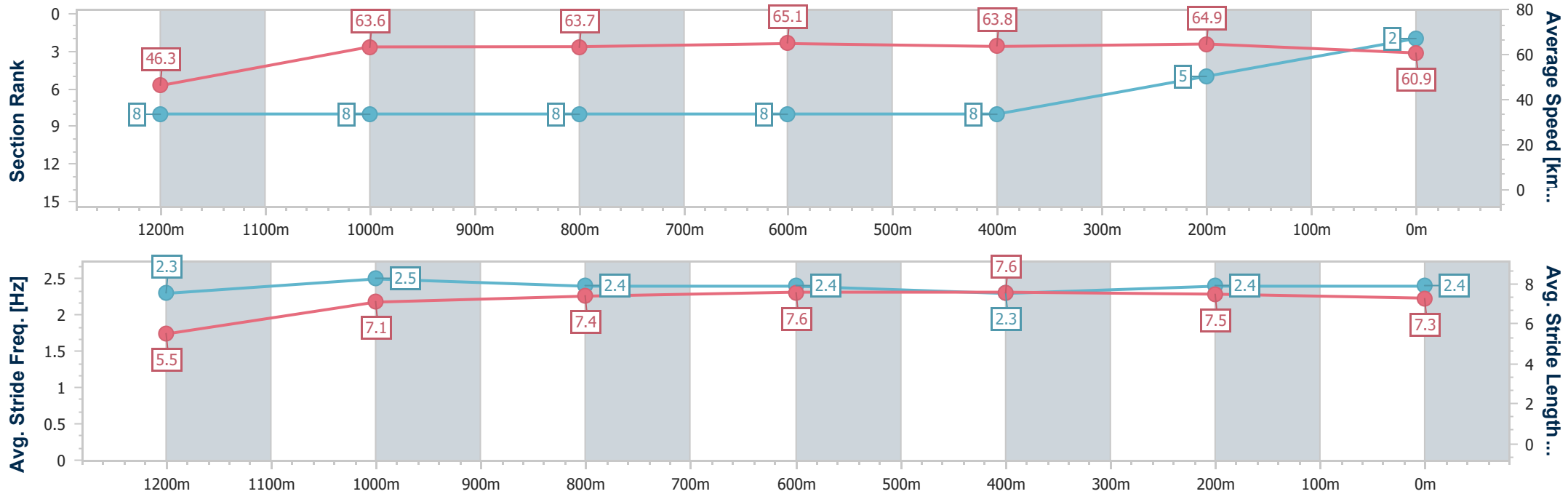
Race 7: Ladbrokes Mates Mode BM60 Handicap - 1400m

23 April 2024 - 17:22

Track Rating: Soft 5, Weather: Fine, Rail Position: +6m 1000m-W/Post; +1.5m Remainder



Section	Overall	1200m	1000m	800m	600m	400m	200m
Section Times	1:23.51 [2] (0:15.55)	1:07.96 [8] (0:11.36)	0:56.60 [8] (0:11.50)	0:45.10 [8] (0:11.09)	0:34.01 [8] (0:11.17)	0:22.84 [8] (0:11.03)	0:11.81 [5] (0:11.81)
Average Speed [km/h]	46.3	63.6	63.7	65.1	63.8	64.9	60.9
Top Speed [km/h]	64.4	64.7	65.8	66.0	65.3	65.7	64.0
Avg. Dist. to Rail [m]	6.4	2.8	3.3	1.1	2.2	2.2	2.5
Avg. Stride Freq. [Hz]	2.3	2.5	2.4	2.4	2.3	2.4	2.4
Avg. Stride Length [m]	5.5	7.1	7.4	7.6	7.6	7.5	7.3



- [] Ranking at each section and finish
- .-.- No data available at this section
- NA No data available



Horse/Jockey Name	Vancouver Bay
Final Rank	3
Fastest Section Time (Section)	0:11.16 (600m)
Top Speed [km/h] (Section)	66.0 (800m)
Race State	Finished



Townsville QLD Professional

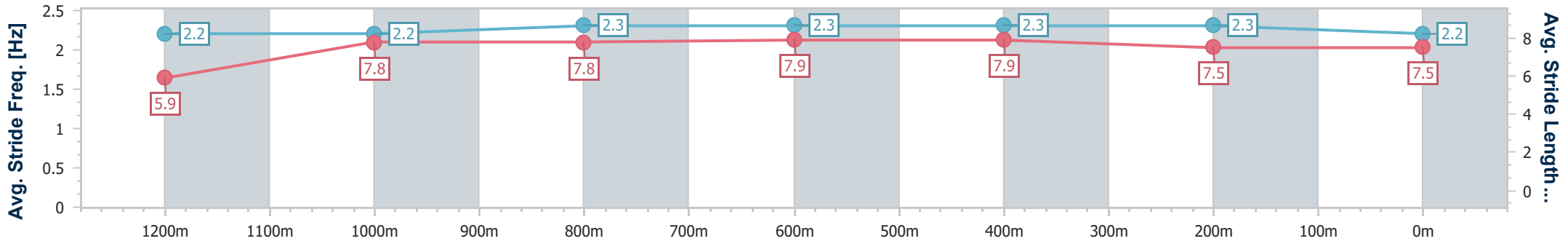
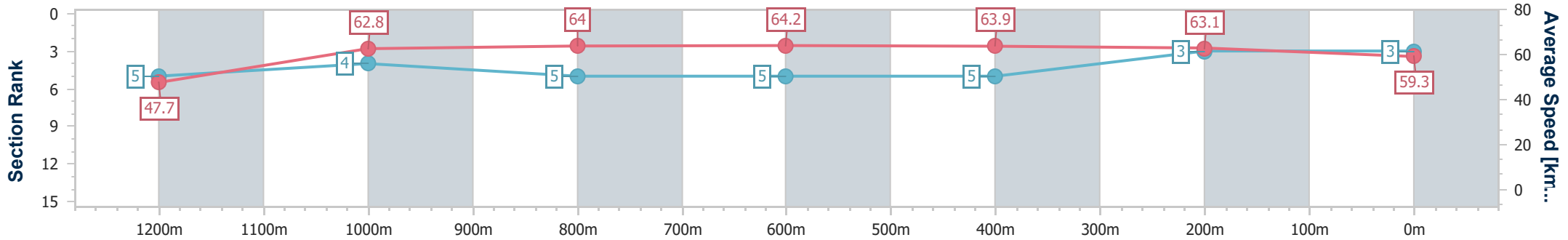
Race 7: Ladbrokes Mates Mode BM60 Handicap - 1400m

23 April 2024 - 17:22

Track Rating: Soft 5, Weather: Fine, Rail Position: +6m 1000m-
W/Post; +1.5m Remainder



Section	Overall	1200m	1000m	800m	600m	400m	200m
Section Times	1:23.78 [3] (0:15.11)	1:08.67 [5] (0:11.49)	0:57.18 [4] (0:11.36)	0:45.82 [5] (0:11.22)	0:34.60 [5] (0:11.16)	0:23.44 [5] (0:11.30)	0:12.14 [3] (0:12.14)
Average Speed [km/h]	47.7	62.8	64.0	64.2	63.9	63.1	59.3
Top Speed [km/h]	63.2	63.8	65.3	66.0	64.8	64.1	63.1
Avg. Dist. to Rail [m]	8.6	2.5	2.2	1.1	2.6	2.1	5.7
Avg. Stride Freq. [Hz]	2.2	2.2	2.3	2.3	2.3	2.3	2.2
Avg. Stride Length [m]	5.9	7.8	7.8	7.9	7.9	7.5	7.5



- [] Ranking at each section and finish
- .-.- No data available at this section
- NA No data available



Horse/Jockey Name	Rock In The Park
Final Rank	4
Fastest Section Time (Section)	0:11.13 (800m)
Top Speed [km/h] (Section)	65.8 (800m)
Race State	Finished



Townsville QLD Professional

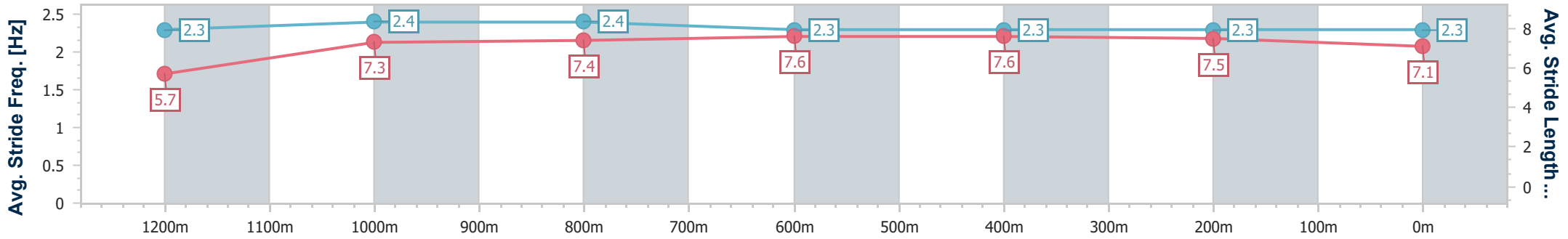
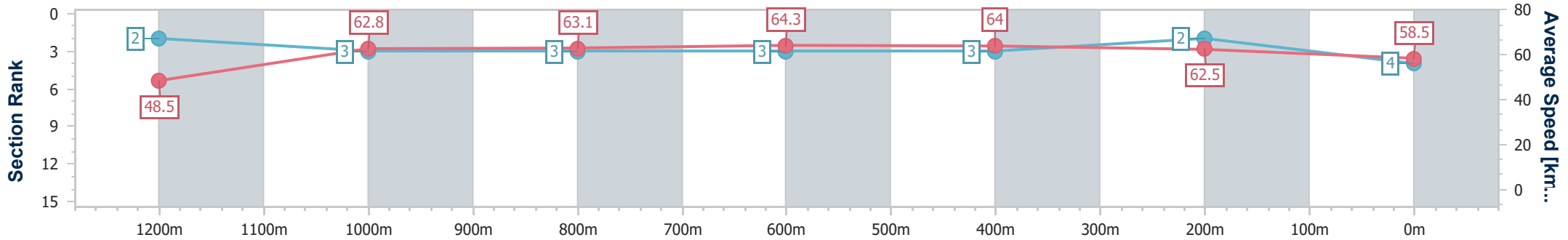
Race 7: Ladbrokes Mates Mode BM60 Handicap - 1400m

23 April 2024 - 17:22

Track Rating: Soft 5, Weather: Fine, Rail Position: +6m 1000m-
W/Post; +1.5m Remainder



Section	Overall	1200m	1000m	800m	600m	400m	200m
Section Times	1:23.88 [4] (0:14.84)	1:09.04 [2] (0:11.47)	0:57.57 [3] (0:11.54)	0:46.03 [3] (0:11.13)	0:34.90 [3] (0:11.16)	0:23.74 [3] (0:11.46)	0:12.28 [2] (0:12.28)
Average Speed [km/h]	48.5	62.8	63.1	64.3	64.0	62.5	58.5
Top Speed [km/h]	63.9	63.6	65.0	65.8	64.8	64.3	61.6
Avg. Dist. to Rail [m]	10.7	3.6	2.0	1.4	2.5	1.5	2.5
Avg. Stride Freq. [Hz]	2.3	2.4	2.4	2.3	2.3	2.3	2.3
Avg. Stride Length [m]	5.7	7.3	7.4	7.6	7.6	7.5	7.1



- [] Ranking at each section and finish
- .-.- No data available at this section
- NA No data available



Horse/Jockey Name	Strathcona
Final Rank	5
Fastest Section Time (Section)	0:11.07 (600m)
Top Speed [km/h] (Section)	65.1 (800m)
Race State	Finished



Townsville QLD Professional

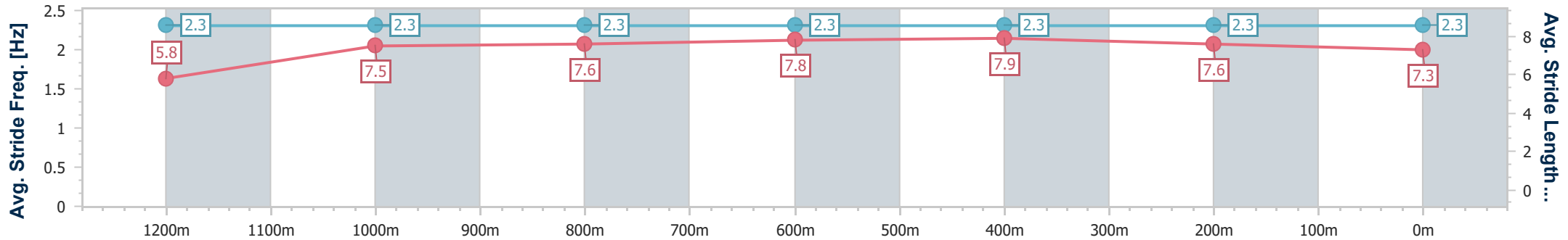
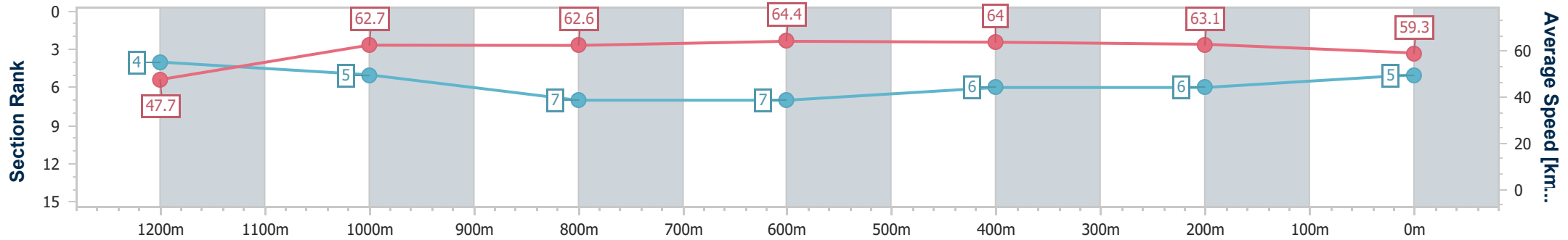
Race 7: Ladbrokes Mates Mode BM60 Handicap - 1400m

23 April 2024 - 17:22

Track Rating: Soft 5, Weather: Fine, Rail Position: +6m 1000m-
W/Post; +1.5m Remainder



Section	Overall	1200m	1000m	800m	600m	400m	200m
Section Times	1:23.90 [5] (0:15.09)	1:08.81 [4] (0:11.52)	0:57.29 [5] (0:11.61)	0:45.68 [7] (0:11.15)	0:34.53 [7] (0:11.07)	0:23.46 [6] (0:11.31)	0:12.15 [6] (0:12.15)
Average Speed [km/h]	47.7	62.7	62.6	64.4	64.0	63.1	59.3
Top Speed [km/h]	64.5	63.7	65.0	65.1	65.0	64.3	63.0
Avg. Dist. to Rail [m]	6.1	2.3	2.5	1.3	4.0	2.3	4.2
Avg. Stride Freq. [Hz]	2.3	2.3	2.3	2.3	2.3	2.3	2.3
Avg. Stride Length [m]	5.8	7.5	7.6	7.8	7.9	7.6	7.3



- [] Ranking at each section and finish
- .-.- No data available at this section
- NA No data available



Horse/Jockey Name	Borlotti Beans
Final Rank	6
Fastest Section Time (Section)	0:11.11 (800m)
Top Speed [km/h] (Section)	66.4 (1000m)
Race State	Finished



Townsville QLD Professional

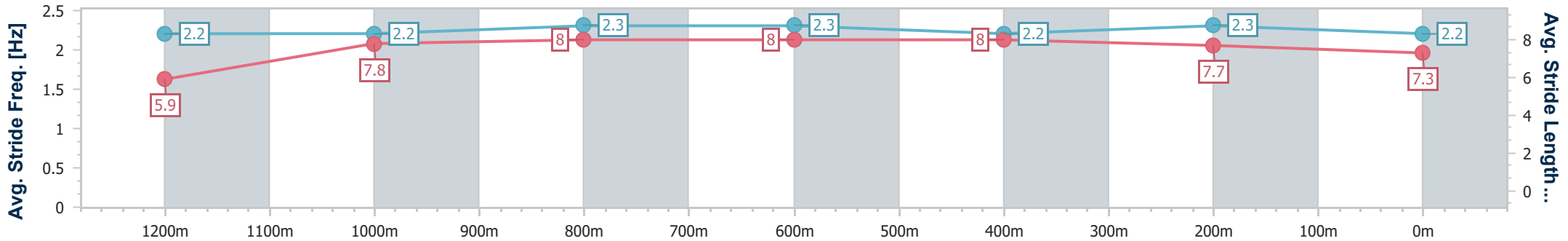
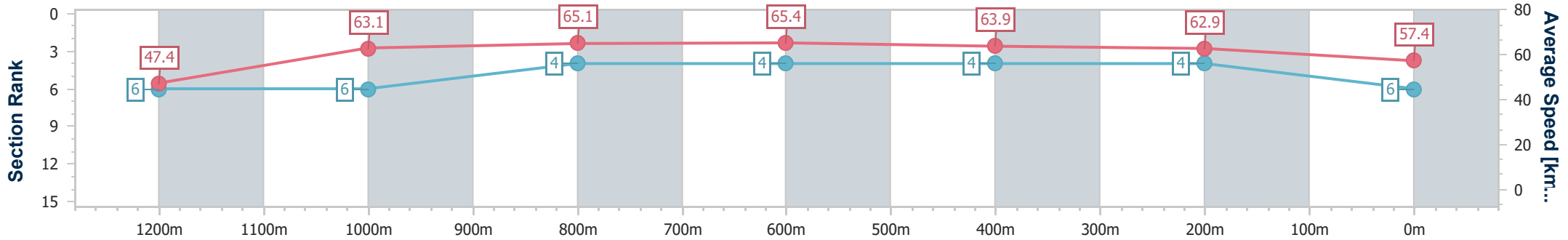
Race 7: Ladbrokes Mates Mode BM60 Handicap - 1400m

23 April 2024 - 17:22

Track Rating: Soft 5, Weather: Fine, Rail Position: +6m 1000m-
W/Post; +1.5m Remainder



Section	Overall	1200m	1000m	800m	600m	400m	200m
Section Times	1:24.15 [6] (0:15.20)	1:08.95 [6] (0:11.43)	0:57.52 [6] (0:11.31)	0:46.21 [4] (0:11.11)	0:35.10 [4] (0:11.16)	0:23.94 [4] (0:11.45)	0:12.49 [4] (0:12.49)
Average Speed [km/h]	47.4	63.1	65.1	65.4	63.9	62.9	57.4
Top Speed [km/h]	62.2	64.2	66.4	66.0	65.1	63.6	63.8
Avg. Dist. to Rail [m]	12.3	4.6	4.4	1.5	1.7	1.0	3.6
Avg. Stride Freq. [Hz]	2.2	2.2	2.3	2.3	2.2	2.3	2.2
Avg. Stride Length [m]	5.9	7.8	8.0	8.0	8.0	7.7	7.3



- [] Ranking at each section and finish
- .-.- No data available at this section
- NA No data available



Horse/Jockey Name	Emathion
Final Rank	7
Fastest Section Time (Section)	0:11.14 (800m)
Top Speed [km/h] (Section)	65.8 (800m)
Race State	Finished



Townsville QLD Professional

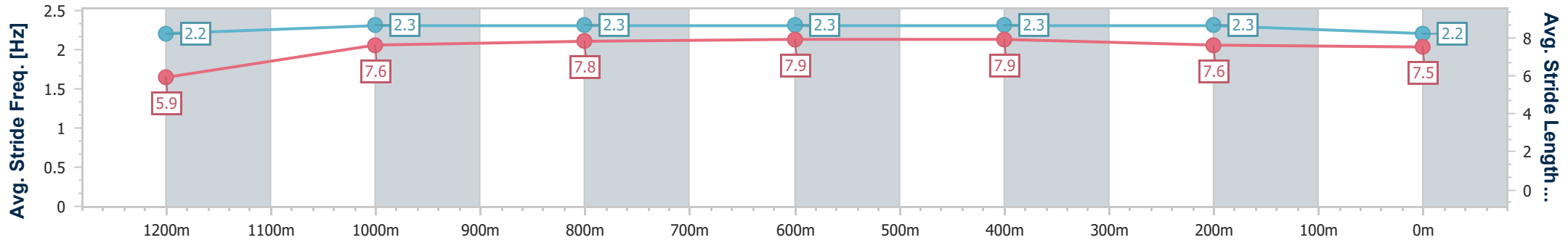
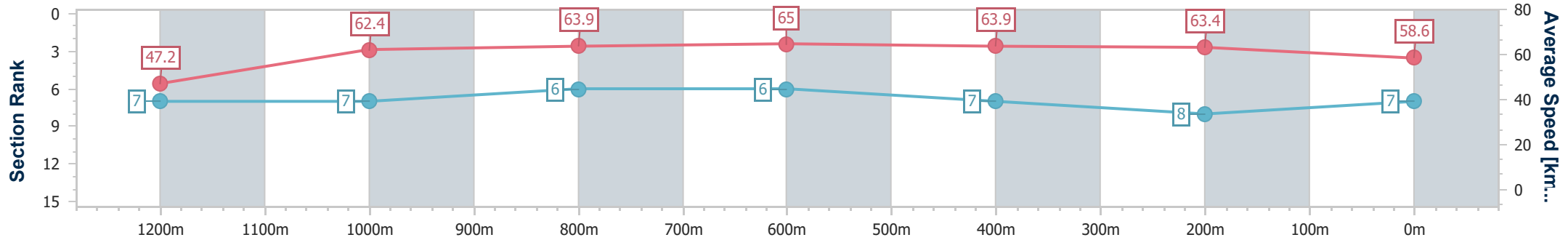
Race 7: Ladbrokes Mates Mode BM60 Handicap - 1400m

23 April 2024 - 17:22

Track Rating: Soft 5, Weather: Fine, Rail Position: +6m 1000m-
W/Post; +1.5m Remainder



Section	Overall	1200m	1000m	800m	600m	400m	200m
Section Times	1:24.16 [7] (0:15.28)	1:08.88 [7] (0:11.56)	0:57.32 [7] (0:11.36)	0:45.96 [6] (0:11.14)	0:34.82 [6] (0:11.18)	0:23.64 [7] (0:11.34)	0:12.30 [8] (0:12.30)
Average Speed [km/h]	47.2	62.4	63.9	65.0	63.9	63.4	58.6
Top Speed [km/h]	62.5	63.5	65.1	65.8	65.6	64.2	61.7
Avg. Dist. to Rail [m]	10.1	2.9	2.5	0.9	1.6	1.9	5.2
Avg. Stride Freq. [Hz]	2.2	2.3	2.3	2.3	2.3	2.3	2.2
Avg. Stride Length [m]	5.9	7.6	7.8	7.9	7.9	7.6	7.5



- [] Ranking at each section and finish
- .-.- No data available at this section
- NA No data available



Horse/Jockey Name	Flaming Torch
Final Rank	8
Fastest Section Time (Section)	0:11.11 (800m)
Top Speed [km/h] (Section)	65.6 (800m)
Race State	Finished



Townsville QLD Professional

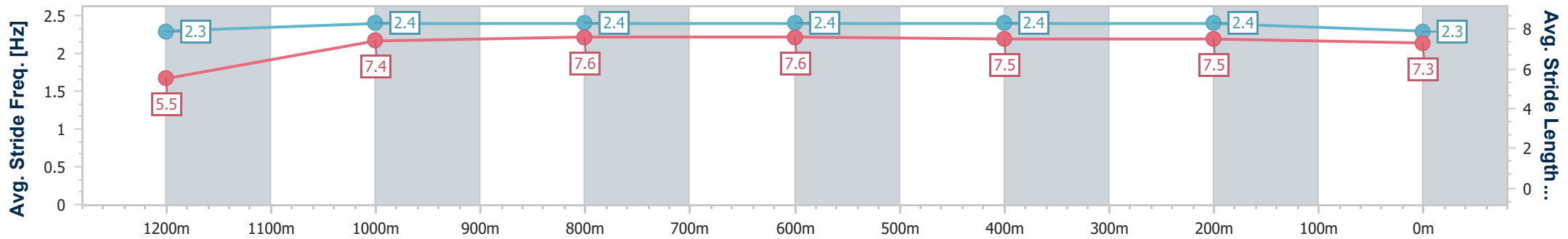
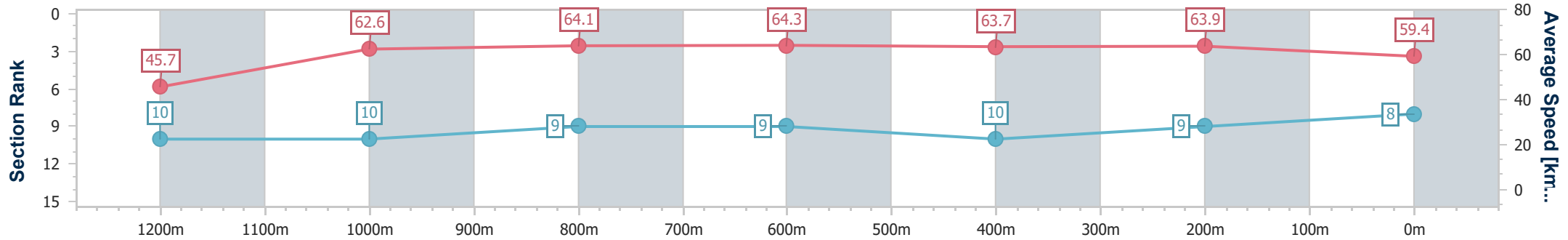
Race 7: Ladbrokes Mates Mode BM60 Handicap - 1400m

23 April 2024 - 17:22

Track Rating: Soft 5, Weather: Fine, Rail Position: +6m 1000m-W/Post; +1.5m Remainder



Section	Overall	1200m	1000m	800m	600m	400m	200m
Section Times	1:24.16 [8] (0:15.74)	1:08.42 [10] (0:11.49)	0:56.93 [10] (0:11.33)	0:45.60 [9] (0:11.11)	0:34.49 [9] (0:11.18)	0:23.31 [10] (0:11.20)	0:12.11 [9] (0:12.11)
Average Speed [km/h]	45.7	62.6	64.1	64.3	63.7	63.9	59.4
Top Speed [km/h]	61.6	63.8	65.2	65.6	65.1	64.8	62.6
Avg. Dist. to Rail [m]	9.6	1.5	1.2	1.3	3.1	1.6	2.3
Avg. Stride Freq. [Hz]	2.3	2.4	2.4	2.4	2.4	2.4	2.3
Avg. Stride Length [m]	5.5	7.4	7.6	7.6	7.5	7.5	7.3



- [] Ranking at each section and finish
- .-.- No data available at this section
- NA No data available



Horse/Jockey Name	Ciao Bicky
Final Rank	9
Fastest Section Time (Section)	0:11.03 (600m)
Top Speed [km/h] (Section)	66.3 (600m)
Race State	Finished



Townsville QLD Professional

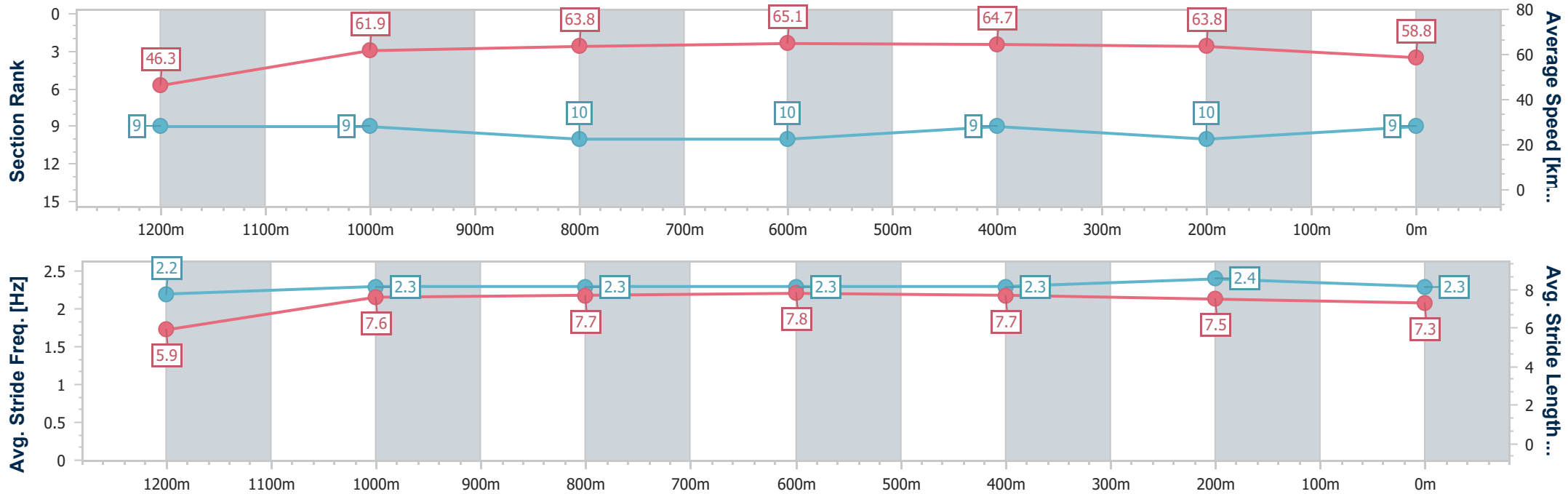
Race 7: Ladbrokes Mates Mode BM60 Handicap - 1400m

23 April 2024 - 17:22

Track Rating: Soft 5, Weather: Fine, Rail Position: +6m 1000m-W/Post; +1.5m Remainder



Section	Overall	1200m	1000m	800m	600m	400m	200m
Section Times	1:24.29 [9] (0:15.56)	1:08.73 [9] (0:11.66)	0:57.07 [9] (0:11.39)	0:45.68 [10] (0:11.10)	0:34.58 [10] (0:11.03)	0:23.55 [9] (0:11.32)	0:12.23 [10] (0:12.23)
Average Speed [km/h]	46.3	61.9	63.8	65.1	64.7	63.8	58.8
Top Speed [km/h]	61.1	63.0	65.1	65.9	66.3	64.9	62.4
Avg. Dist. to Rail [m]	7.7	2.7	2.2	1.1	1.4	2.0	7.0
Avg. Stride Freq. [Hz]	2.2	2.3	2.3	2.3	2.3	2.4	2.3
Avg. Stride Length [m]	5.9	7.6	7.7	7.8	7.7	7.5	7.3



- [] Ranking at each section and finish
- .-.- No data available at this section
- NA No data available



Horse/Jockey Name	Awe
Final Rank	10
Fastest Section Time (Section)	0:11.12 (800m)
Top Speed [km/h] (Section)	66.7 (800m)
Race State	Finished



Townsville QLD Professional

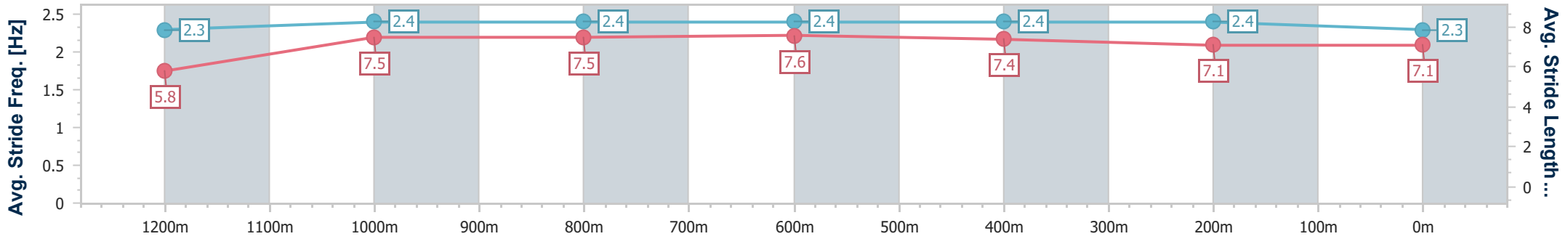
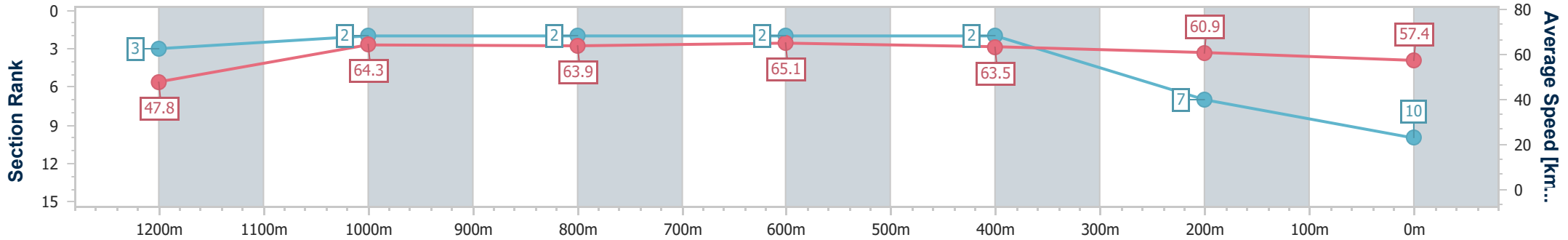
Race 7: Ladbrokes Mates Mode BM60 Handicap - 1400m

23 April 2024 - 17:22

Track Rating: Soft 5, Weather: Fine, Rail Position: +6m 1000m-
W/Post; +1.5m Remainder



Section	Overall	1200m	1000m	800m	600m	400m	200m
Section Times	1:24.34 [10] (0:15.06)	1:09.28 [3] (0:11.22)	0:58.06 [2] (0:11.44)	0:46.62 [2] (0:11.12)	0:35.50 [2] (0:11.18)	0:24.32 [2] (0:11.74)	0:12.58 [7] (0:12.58)
Average Speed [km/h]	47.8	64.3	63.9	65.1	63.5	60.9	57.4
Top Speed [km/h]	63.8	66.1	65.7	66.7	65.1	63.7	59.7
Avg. Dist. to Rail [m]	10.3	4.3	3.3	1.3	2.7	2.1	0.8
Avg. Stride Freq. [Hz]	2.3	2.4	2.4	2.4	2.4	2.4	2.3
Avg. Stride Length [m]	5.8	7.5	7.5	7.6	7.4	7.1	7.1



- [] Ranking at each section and finish
- .-.- No data available at this section
- NA No data available



Horse/Jockey Name	Density
Final Rank	11
Fastest Section Time (Section)	0:11.02 (600m)
Top Speed [km/h] (Section)	65.8 (1000m)
Race State	Finished



Townsville QLD Professional

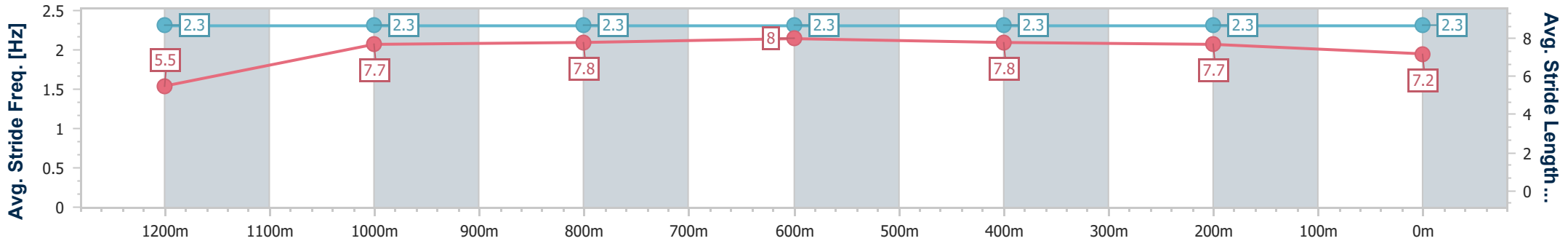
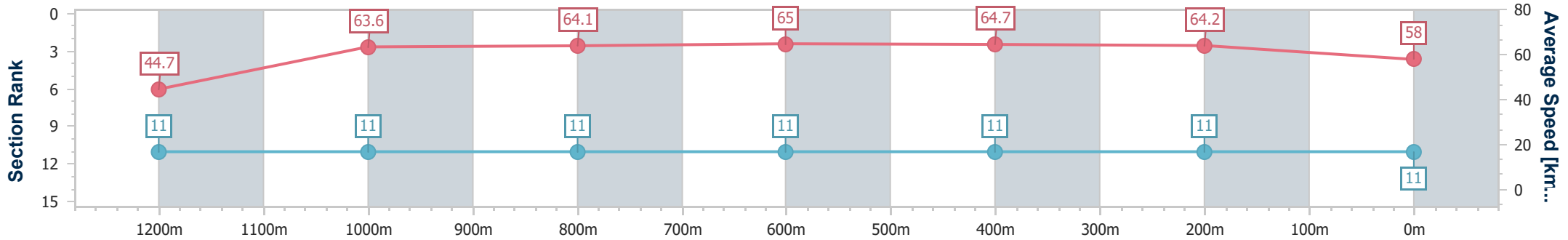
Race 7: Ladbrokes Mates Mode BM60 Handicap - 1400m

23 April 2024 - 17:22

Track Rating: Soft 5, Weather: Fine, Rail Position: +6m 1000m-
W/Post; +1.5m Remainder



Section	Overall	1200m	1000m	800m	600m	400m	200m
Section Times	1:24.53 [11] (0:16.07)	1:08.46 [11] (0:11.38)	0:57.08 [11] (0:11.34)	0:45.74 [11] (0:11.08)	0:34.66 [11] (0:11.02)	0:23.64 [11] (0:11.20)	0:12.44 [11] (0:12.44)
Average Speed [km/h]	44.7	63.6	64.1	65.0	64.7	64.2	58.0
Top Speed [km/h]	62.6	64.3	65.8	65.5	65.1	65.0	63.2
Avg. Dist. to Rail [m]	7.0	3.1	2.2	0.9	2.0	1.3	4.6
Avg. Stride Freq. [Hz]	2.3	2.3	2.3	2.3	2.3	2.3	2.3
Avg. Stride Length [m]	5.5	7.7	7.8	8.0	7.8	7.7	7.2



- [] Ranking at each section and finish
- .-.- No data available at this section
- NA No data available