



Townsville QLD Professional

Race 6: Mitavite BM55 Handicap - 1000m

23 April 2024 - 16:41



Track Rating: Soft 5, Weather: Fine, Rail Position: +6m 1000m-W/Post; +1.5m Remainder

Section		Overall						800m		600m		400m		200m		Last 600m	
Field Times		0:56.95 (0:13.10)						0:43.85 (0:10.17)		0:33.68 (0:10.46)		0:23.22 (0:11.21)		0:12.01 (0:12.01)		0:33.68	
Rank	TAB	Horse/Jockey	Barrier	Top Speed [km/h]	Fastest Section							Margin			Distance Travelled [m]		
1	8	WHEY MISCHIEF Jason Taylor	7	72.2 800m	0:10.18 800m	0:56.95 [1] (0:13.35)	0:43.60 [5] (0:10.18)	0:33.42 [4] (0:10.59)	0:22.83 [4] (0:11.01)	0:11.82 [3] (0:11.82)	0:56.95		0:33.42				
2	12	DIVINE SIENNA Chris Whiteley	6	72.6 800m	0:10.17 800m	0:57.02 [2] (0:13.10)	0:43.92 [1] (0:10.17)	0:33.75 [1] (0:10.46)	0:23.29 [1] (0:11.21)	0:12.08 [1] (0:12.08)	0.45L		0:33.75	-4			
3	13	TANTRUMS Nathan Thomas	14	71.3 800m	0:10.43 800m	0:57.12 [3] (0:13.80)	0:43.32 [11] (0:10.43)	0:32.89 [12] (0:10.51)	0:22.38 [13] (0:10.82)	0:11.56 [12] (0:11.56)	1.03L		0:32.89	-4			
4	7	DICKIN MEDAL Lacey Morrison	15	73.7 Overall	0:09.95 800m	0:57.13 [4] (0:14.01)	0:43.12 [13] (0:09.95)	0:33.17 [10] (0:10.51)	0:22.66 [10] (0:10.88)	0:11.78 [8] (0:11.78)	1.1L		0:33.17	-8			
5	4	HIT SNOOZE Ashley Butler	2	71.6 800m	0:10.24 800m	0:57.26 [5] (0:13.39)	0:43.87 [6] (0:10.24)	0:33.63 [6] (0:10.53)	0:23.10 [6] (0:11.15)	0:11.95 [6] (0:11.95)	1.82L		0:33.63	-7			
6	10	WICKLOW LASS Isabella Teh	5	73.9 Overall	0:10.07 800m	0:57.26 [6] (0:13.28)	0:43.98 [4] (0:10.07)	0:33.91 [2] (0:10.62)	0:23.29 [3] (0:11.18)	0:12.11 [4] (0:12.11)	1.85L		0:33.91	-4			
7	1	COLD POWER Gabrielle Semmens	9	70.9 800m	0:10.42 800m	0:57.32 [7] (0:13.43)	0:43.89 [7] (0:10.42)	0:33.47 [9] (0:10.50)	0:22.97 [8] (0:11.01)	0:11.96 [9] (0:11.96)	2.2L		0:33.47	-2			
8	9	MISS FUBULICIOUS Scott Sheargold	8	73.0 800m	0:10.27 800m	0:57.35 [8] (0:13.58)	0:43.77 [9] (0:10.27)	0:33.50 [8] (0:10.52)	0:22.98 [9] (0:10.98)	0:12.00 [7] (0:12.00)	2.37L		0:33.50	-3			
9	2	BEEFEATERS Chelsea Jokic	13	72.4 800m	0:10.24 800m	0:57.40 [9] (0:13.16)	0:44.24 [2] (0:10.24)	0:34.00 [3] (0:10.47)	0:23.53 [2] (0:11.21)	0:12.32 [2] (0:12.32)	2.69L		0:34.00	-1			
10	6	SENSATIONABULL Lachlan Overall	10	71.1 Overall	0:10.32 800m	0:57.53 [10] (0:13.67)	0:43.86 [10] (0:10.32)	0:33.54 [11] (0:10.66)	0:22.88 [12] (0:10.88)	0:12.00 [11] (0:12.00)	3.45L		0:33.54	-3			

Scratched: Smart Thinker (#14), Marty Awha (#15), Que Cee Spade (#16)

[] Ranking at each section and finish
 -:-:- No data available at this section
 NA No data available

SCN Saddle cloth number
 DNF Did not finish
 DNT Did not track



Townsville QLD Professional

Race 6: Mitavite BM55 Handicap - 1000m

23 April 2024 - 16:41



Track Rating: Soft 5, Weather: Fine, Rail Position: +6m 1000m-W/Post; +1.5m Remainder

Section		Overall	800m	600m	400m	200m	Last 600m					
Field Times		0:56.95 (0:13.10)	0:43.85 (0:10.17)	0:33.68 (0:10.46)	0:23.22 (0:11.21)	0:12.01 (0:12.01)	0:33.68					
Rank	TAB Horse/Jockey	Barrier	Top Speed [km/h]	Fastest Section	Margin			Distance Travelled [m]				
11	11 BOOMALINA Jackson Murphy	4	71.8 800m	0:10.30 800m	0:57.80 [11] (0:13.26)	0:44.54 [3] (0:10.30)	0:34.24 [5] (0:10.58)	0:23.66 [5] (0:11.15)	0:12.51 [5] (0:12.51)	5L	0:34.24	-4
12	3 HEISWOODY Adrian Layt	1	72.2 800m	0:10.20 800m	0:57.98 [12] (0:13.57)	0:44.41 [8] (0:10.20)	0:34.21 [7] (0:10.57)	0:23.64 [7] (0:11.14)	0:12.50 [10] (0:12.50)	6.06L	0:34.21	-7
13	5 KINTAMANI Ryan Wiggins	12	72.2 800m	0:10.34 800m	0:58.36 [13] (0:13.92)	0:44.44 [12] (0:10.34)	0:34.10 [13] (0:10.37)	0:23.73 [11] (0:10.98)	0:12.75 [13] (0:12.75)	8.33L	0:34.10	-4

Scratched: Smart Thinker (#14), Marty Awha (#15), Que Cee Spade (#16)



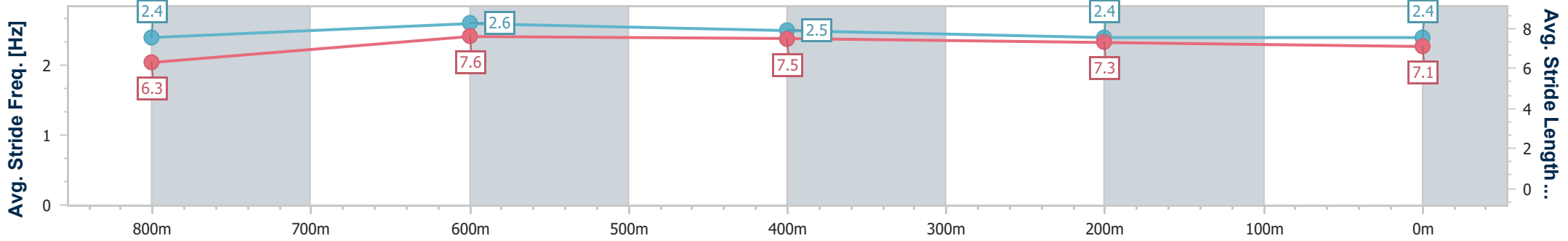
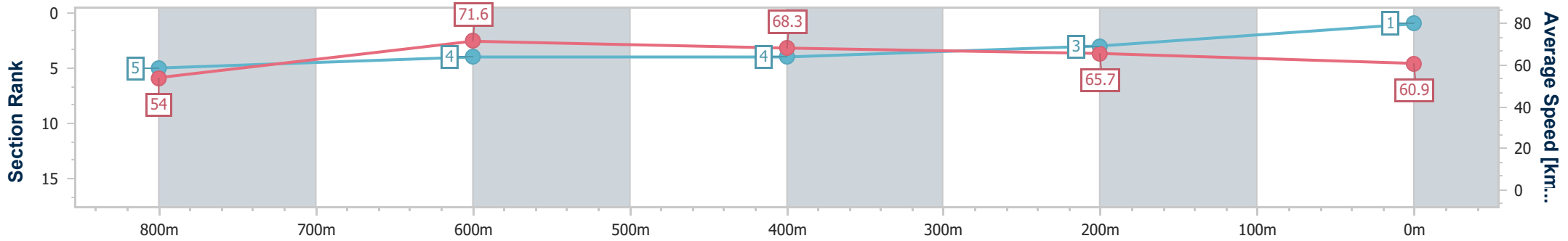
Horse/Jockey Name	Whey Mischief
Final Rank	1
Fastest Section Time (Section)	0:10.18 (800m)
Top Speed [km/h] (Section)	72.2 (800m)
Race State	Finished



Townsville QLD Professional
 Race 6: Mitavite BM55 Handicap - 1000m
 23 April 2024 - 16:41
 Track Rating: Soft 5, Weather: Fine, Rail Position: +6m 1000m-
 W/Post; +1.5m Remainder



Section	Overall	800m	600m	400m	200m
Section Times	0:56.95 [1] (0:13.35)	0:43.60 [5] (0:10.18)	0:33.42 [4] (0:10.59)	0:22.83 [4] (0:11.01)	0:11.82 [3] (0:11.82)
Average Speed [km/h]	54.0	71.6	68.3	65.7	60.9
Top Speed [km/h]	71.8	72.2	70.0	67.2	64.6
Avg. Dist. to Rail [m]	6.0	2.7	1.8	1.7	1.8
Avg. Stride Freq. [Hz]	2.4	2.6	2.5	2.4	2.4
Avg. Stride Length [m]	6.3	7.6	7.5	7.3	7.1



- [] Ranking at each section and finish
- .-.- No data available at this section
- NA No data available



Horse/Jockey Name	Divine Sienna
Final Rank	2
Fastest Section Time (Section)	0:10.17 (800m)
Top Speed [km/h] (Section)	72.6 (800m)
Race State	Finished



Townsville QLD Professional

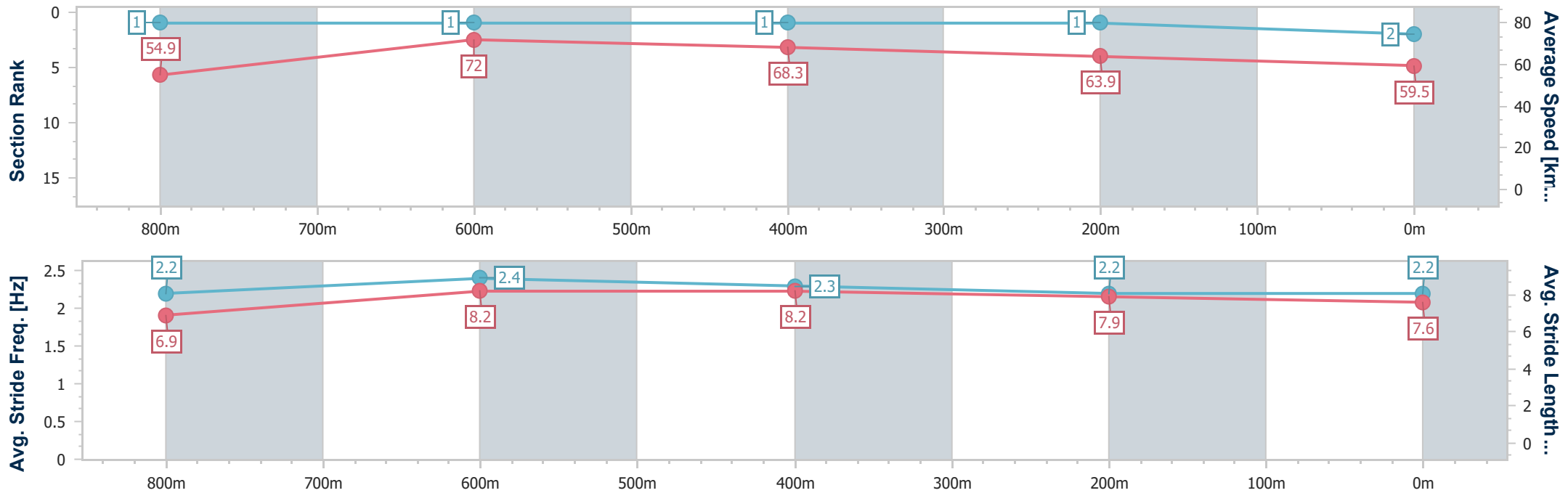
Race 6: Mitavite BM55 Handicap - 1000m

23 April 2024 - 16:41

Track Rating: Soft 5, Weather: Fine, Rail Position: +6m 1000m-
W/Post; +1.5m Remainder



Section	Overall	800m	600m	400m	200m
Section Times	0:57.02 [2] (0:13.10)	0:43.92 [1] (0:10.17)	0:33.75 [1] (0:10.46)	0:23.29 [1] (0:11.21)	0:12.08 [1] (0:12.08)
Average Speed [km/h]	54.9	72.0	68.3	63.9	59.5
Top Speed [km/h]	71.7	72.6	70.7	65.7	61.4
Avg. Dist. to Rail [m]	5.3	3.4	1.4	1.4	1.0
Avg. Stride Freq. [Hz]	2.2	2.4	2.3	2.2	2.2
Avg. Stride Length [m]	6.9	8.2	8.2	7.9	7.6



- [] Ranking at each section and finish
- .-.- No data available at this section
- NA No data available



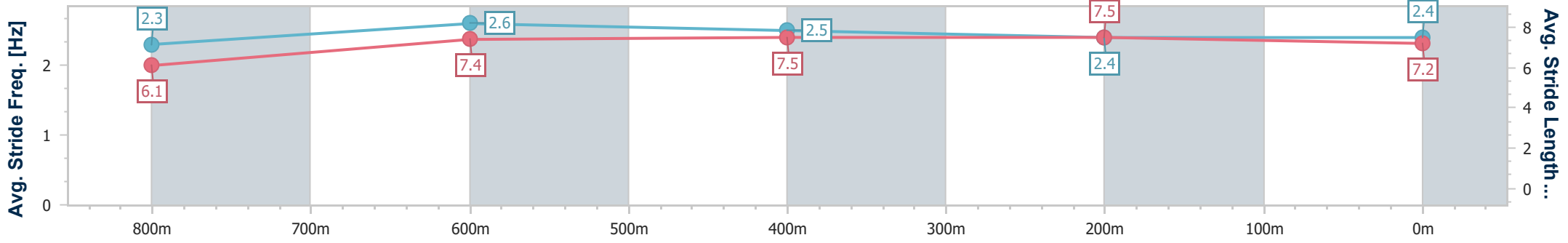
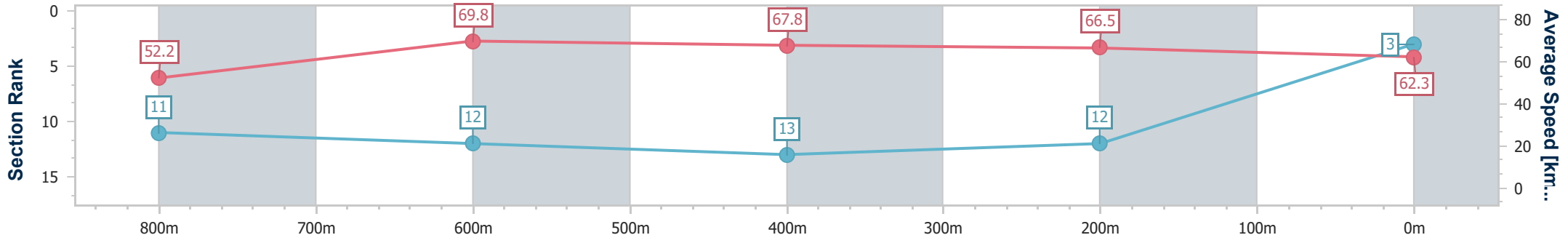
Horse/Jockey Name	Tantrums
Final Rank	3
Fastest Section Time (Section)	0:10.43 (800m)
Top Speed [km/h] (Section)	71.3 (800m)
Race State	Finished



Townsville QLD Professional
Race 6: Mitavite BM55 Handicap - 1000m
 23 April 2024 - 16:41
 Track Rating: Soft 5, Weather: Fine, Rail Position: +6m 1000m-
 W/Post; +1.5m Remainder



Section	Overall	800m	600m	400m	200m
Section Times	0:57.12 [3] (0:13.80)	0:43.32 [11] (0:10.43)	0:32.89 [12] (0:10.51)	0:22.38 [13] (0:10.82)	0:11.56 [12] (0:11.56)
Average Speed [km/h]	52.2	69.8	67.8	66.5	62.3
Top Speed [km/h]	69.1	71.3	69.9	67.4	65.1
Avg. Dist. to Rail [m]	10.5	3.3	1.6	1.2	2.8
Avg. Stride Freq. [Hz]	2.3	2.6	2.5	2.4	2.4
Avg. Stride Length [m]	6.1	7.4	7.5	7.5	7.2



- [] Ranking at each section and finish
- .-.- No data available at this section
- NA No data available



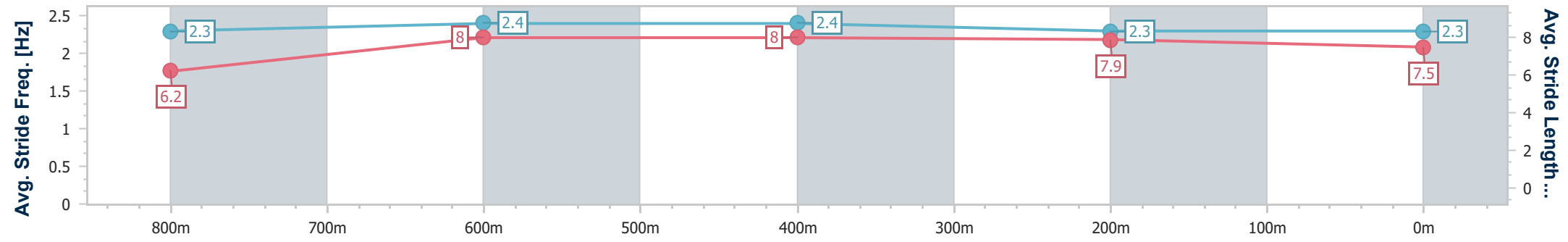
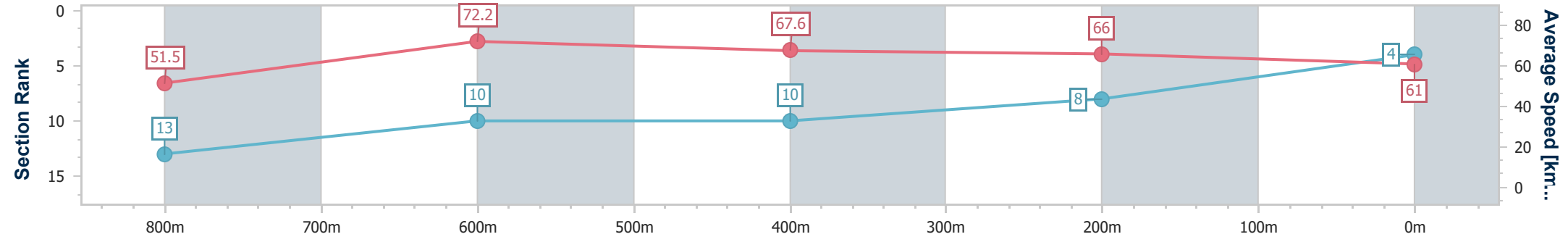
Horse/Jockey Name	Dickin Medal
Final Rank	4
Fastest Section Time (Section)	0:09.95 (800m)
Top Speed [km/h] (Section)	73.7 (Overall)
Race State	Finished



Townsville QLD Professional
Race 6: Mitavite BM55 Handicap - 1000m
 23 April 2024 - 16:41
 Track Rating: Soft 5, Weather: Fine, Rail Position: +6m 1000m-
 W/Post; +1.5m Remainder



Section	Overall	800m	600m	400m	200m
Section Times	0:57.13 [4] (0:14.01)	0:43.12 [13] (0:09.95)	0:33.17 [10] (0:10.51)	0:22.66 [10] (0:10.88)	0:11.78 [8] (0:11.78)
Average Speed [km/h]	51.5	72.2	67.6	66.0	61.0
Top Speed [km/h]	73.7	73.4	69.6	67.6	65.0
Avg. Dist. to Rail [m]	7.9	1.1	2.4	1.3	2.7
Avg. Stride Freq. [Hz]	2.3	2.4	2.4	2.3	2.3
Avg. Stride Length [m]	6.2	8.0	8.0	7.9	7.5



- [] Ranking at each section and finish
- .-.- No data available at this section
- NA No data available



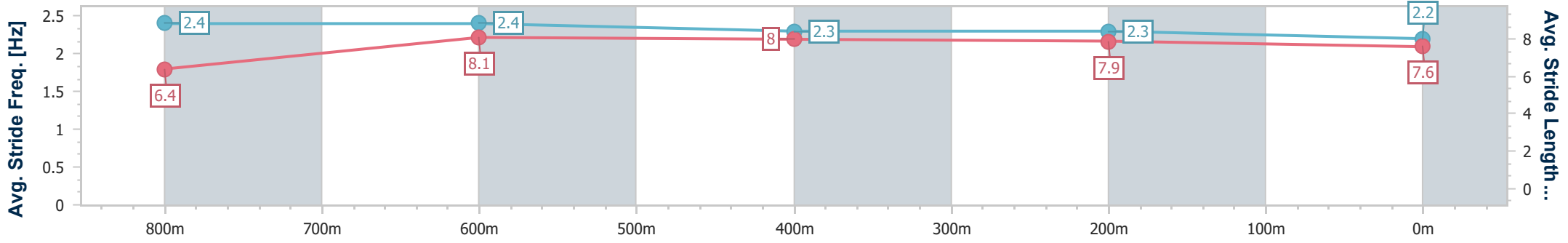
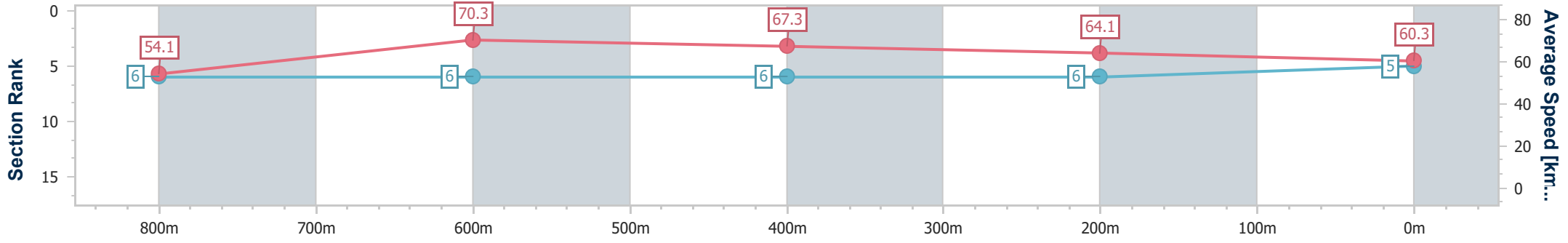
Horse/Jockey Name	Hit Snooze
Final Rank	5
Fastest Section Time (Section)	0:10.24 (800m)
Top Speed [km/h] (Section)	71.6 (800m)
Race State	Finished



Townsville QLD Professional
Race 6: Mitavite BM55 Handicap - 1000m
 23 April 2024 - 16:41
 Track Rating: Soft 5, Weather: Fine, Rail Position: +6m 1000m-
 W/Post; +1.5m Remainder



Section	Overall	800m	600m	400m	200m
Section Times	0:57.26 [5] (0:13.39)	0:43.87 [6] (0:10.24)	0:33.63 [6] (0:10.53)	0:23.10 [6] (0:11.15)	0:11.95 [6] (0:11.95)
Average Speed [km/h]	54.1	70.3	67.3	64.1	60.3
Top Speed [km/h]	70.6	71.6	69.1	65.8	62.4
Avg. Dist. to Rail [m]	2.3	1.3	3.0	3.4	0.9
Avg. Stride Freq. [Hz]	2.4	2.4	2.3	2.3	2.2
Avg. Stride Length [m]	6.4	8.1	8.0	7.9	7.6



- [] Ranking at each section and finish
- .-.- No data available at this section
- NA No data available



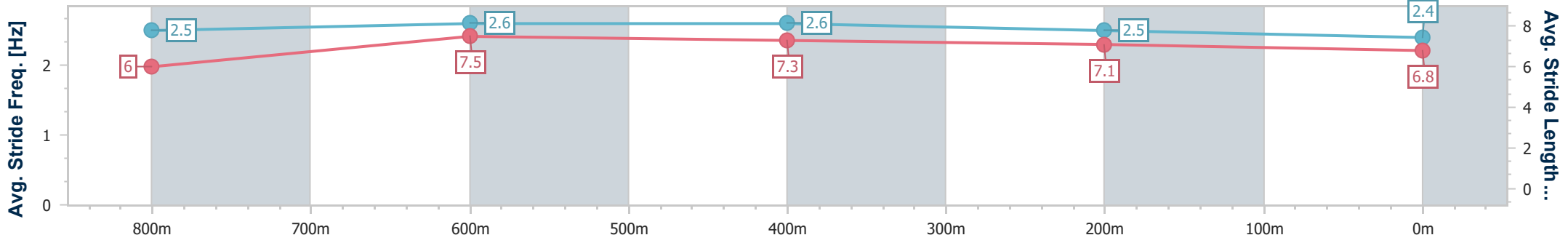
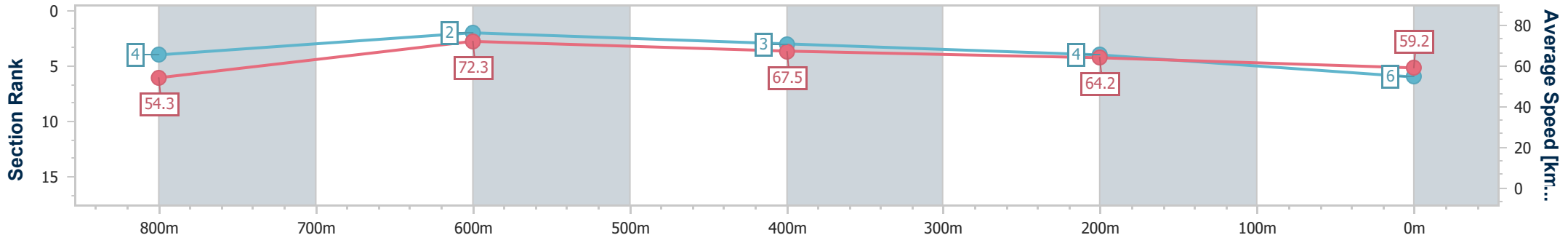
Horse/Jockey Name	Wicklow Lass
Final Rank	6
Fastest Section Time (Section)	0:10.07 (800m)
Top Speed [km/h] (Section)	73.9 (Overall)
Race State	Finished



Townsville QLD Professional
 Race 6: Mitavite BM55 Handicap - 1000m
 23 April 2024 - 16:41
 Track Rating: Soft 5, Weather: Fine, Rail Position: +6m 1000m-
 W/Post; +1.5m Remainder



Section	Overall	800m	600m	400m	200m
Section Times	0:57.26 [6] (0:13.28)	0:43.98 [4] (0:10.07)	0:33.91 [2] (0:10.62)	0:23.29 [3] (0:11.18)	0:12.11 [4] (0:12.11)
Average Speed [km/h]	54.3	72.3	67.5	64.2	59.2
Top Speed [km/h]	73.9	73.9	69.9	65.1	62.0
Avg. Dist. to Rail [m]	5.0	3.2	1.4	2.5	1.4
Avg. Stride Freq. [Hz]	2.5	2.6	2.6	2.5	2.4
Avg. Stride Length [m]	6.0	7.5	7.3	7.1	6.8



- [] Ranking at each section and finish
- .-.- No data available at this section
- NA No data available



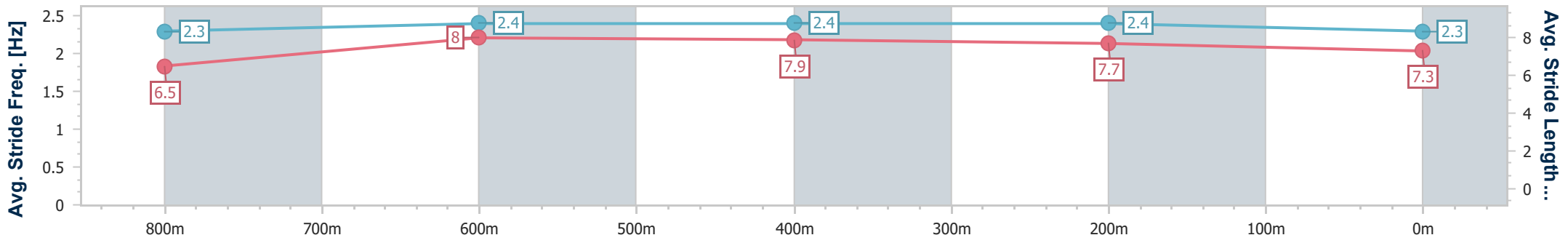
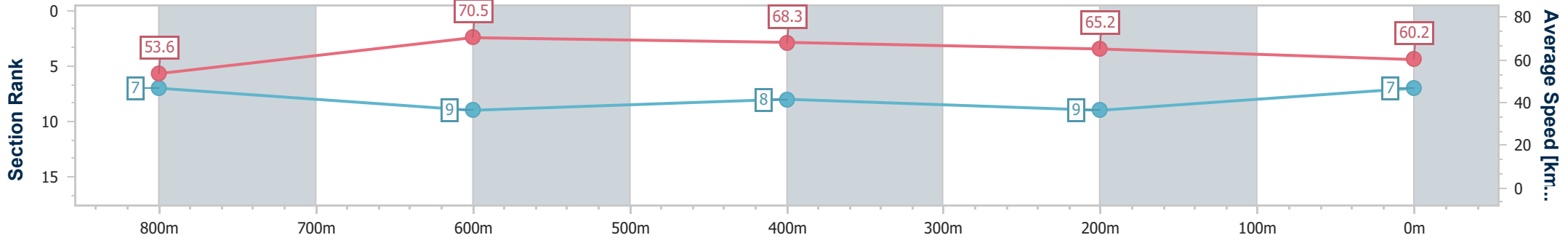
Horse/Jockey Name	Cold Power
Final Rank	7
Fastest Section Time (Section)	0:10.42 (800m)
Top Speed [km/h] (Section)	70.9 (800m)
Race State	Finished



Townsville QLD Professional
Race 6: Mitavite BM55 Handicap - 1000m
 23 April 2024 - 16:41
 Track Rating: Soft 5, Weather: Fine, Rail Position: +6m 1000m-
 W/Post; +1.5m Remainder



Section	Overall	800m	600m	400m	200m
Section Times	0:57.32 [7] (0:13.43)	0:43.89 [7] (0:10.42)	0:33.47 [9] (0:10.50)	0:22.97 [8] (0:11.01)	0:11.96 [9] (0:11.96)
Average Speed [km/h]	53.6	70.5	68.3	65.2	60.2
Top Speed [km/h]	69.9	70.9	70.5	67.3	63.4
Avg. Dist. to Rail [m]	8.7	5.0	1.2	2.3	5.0
Avg. Stride Freq. [Hz]	2.3	2.4	2.4	2.4	2.3
Avg. Stride Length [m]	6.5	8.0	7.9	7.7	7.3



- [] Ranking at each section and finish
- .-.- No data available at this section
- NA No data available



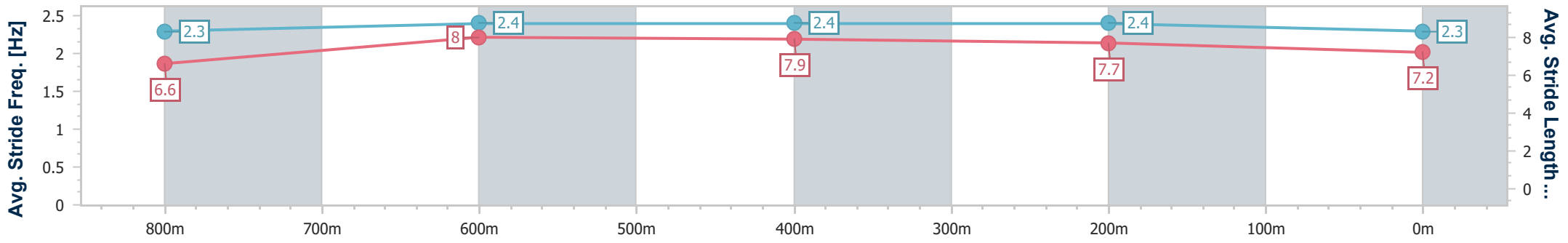
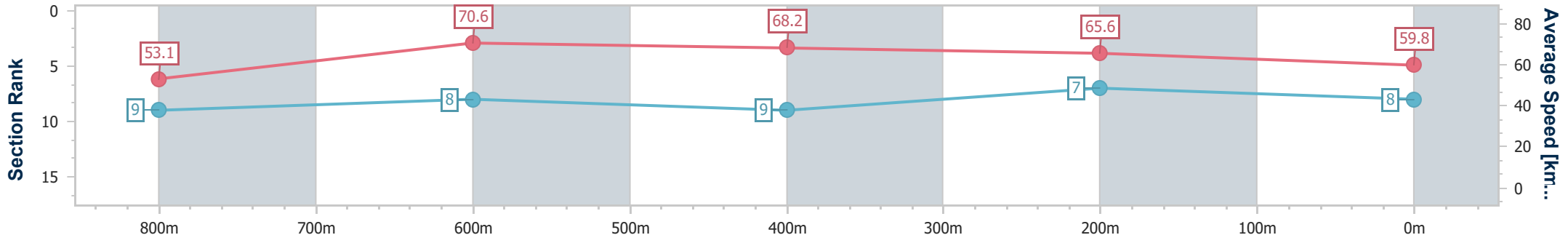
Horse/Jockey Name	Miss Fubulicious
Final Rank	8
Fastest Section Time (Section)	0:10.27 (800m)
Top Speed [km/h] (Section)	73.0 (800m)
Race State	Finished



Townsville QLD Professional
Race 6: Mitavite BM55 Handicap - 1000m
 23 April 2024 - 16:41
 Track Rating: Soft 5, Weather: Fine, Rail Position: +6m 1000m-
 W/Post; +1.5m Remainder



Section	Overall	800m	600m	400m	200m
Section Times	0:57.35 [8] (0:13.58)	0:43.77 [9] (0:10.27)	0:33.50 [8] (0:10.52)	0:22.98 [9] (0:10.98)	0:12.00 [7] (0:12.00)
Average Speed [km/h]	53.1	70.6	68.2	65.6	59.8
Top Speed [km/h]	73.0	73.0	71.3	67.0	63.3
Avg. Dist. to Rail [m]	6.8	2.9	1.1	1.8	4.6
Avg. Stride Freq. [Hz]	2.3	2.4	2.4	2.4	2.3
Avg. Stride Length [m]	6.6	8.0	7.9	7.7	7.2



- [] Ranking at each section and finish
- .-.- No data available at this section
- NA No data available



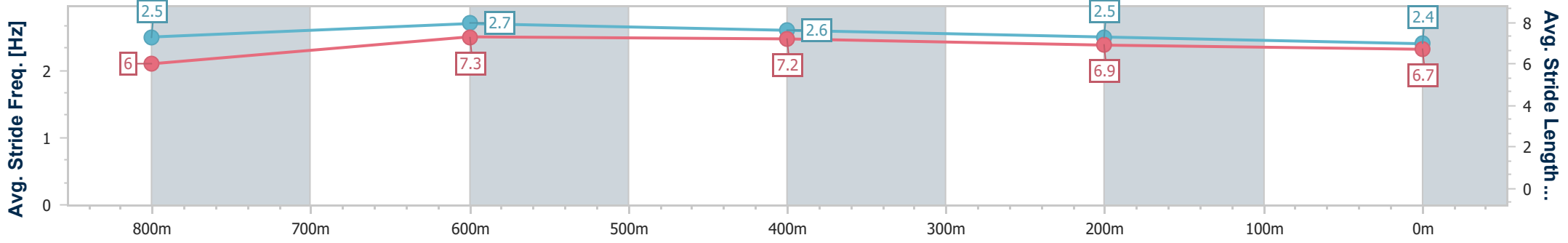
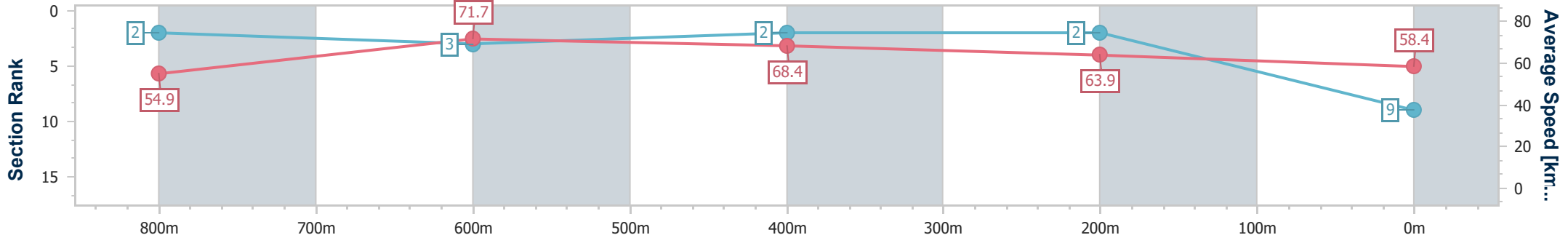
Horse/Jockey Name	Beefeaters
Final Rank	9
Fastest Section Time (Section)	0:10.24 (800m)
Top Speed [km/h] (Section)	72.4 (800m)
Race State	Finished



Townsville QLD Professional
 Race 6: Mitavite BM55 Handicap - 1000m
 23 April 2024 - 16:41
 Track Rating: Soft 5, Weather: Fine, Rail Position: +6m 1000m-
 W/Post; +1.5m Remainder



Section	Overall	800m	600m	400m	200m
Section Times	0:57.40 [9] (0:13.16)	0:44.24 [2] (0:10.24)	0:34.00 [3] (0:10.47)	0:23.53 [2] (0:11.21)	0:12.32 [2] (0:12.32)
Average Speed [km/h]	54.9	71.7	68.4	63.9	58.4
Top Speed [km/h]	72.1	72.4	70.1	66.3	61.3
Avg. Dist. to Rail [m]	10.1	5.1	1.7	1.3	0.5
Avg. Stride Freq. [Hz]	2.5	2.7	2.6	2.5	2.4
Avg. Stride Length [m]	6.0	7.3	7.2	6.9	6.7



- [] Ranking at each section and finish
- .-.- No data available at this section
- NA No data available



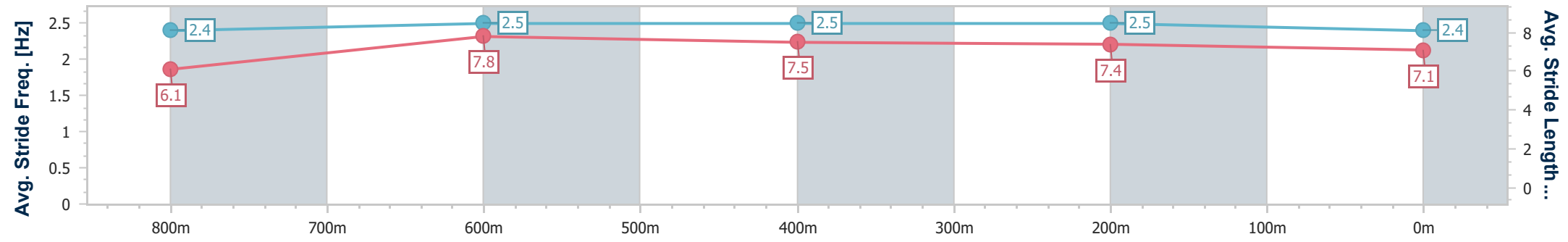
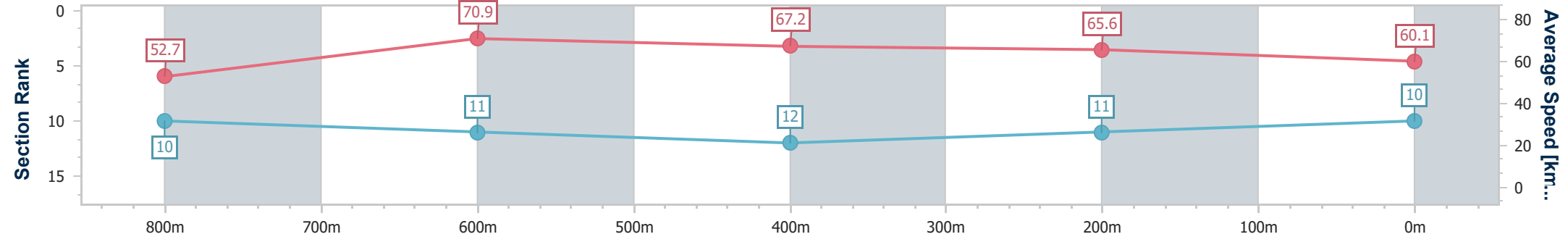
Horse/Jockey Name	Sensationabull
Final Rank	10
Fastest Section Time (Section)	0:10.32 (800m)
Top Speed [km/h] (Section)	71.1 (Overall)
Race State	Finished



Townsville QLD Professional
Race 6: Mitavite BM55 Handicap - 1000m
 23 April 2024 - 16:41
 Track Rating: Soft 5, Weather: Fine, Rail Position: +6m 1000m-
 W/Post; +1.5m Remainder



Section	Overall	800m	600m	400m	200m
Section Times	0:57.53 [10] (0:13.67)	0:43.86 [10] (0:10.32)	0:33.54 [11] (0:10.66)	0:22.88 [12] (0:10.88)	0:12.00 [11] (0:12.00)
Average Speed [km/h]	52.7	70.9	67.2	65.6	60.1
Top Speed [km/h]	71.1	70.9	69.7	66.9	62.3
Avg. Dist. to Rail [m]	7.9	3.2	1.2	2.0	5.1
Avg. Stride Freq. [Hz]	2.4	2.5	2.5	2.5	2.4
Avg. Stride Length [m]	6.1	7.8	7.5	7.4	7.1



- [] Ranking at each section and finish
- .-.- No data available at this section
- NA No data available



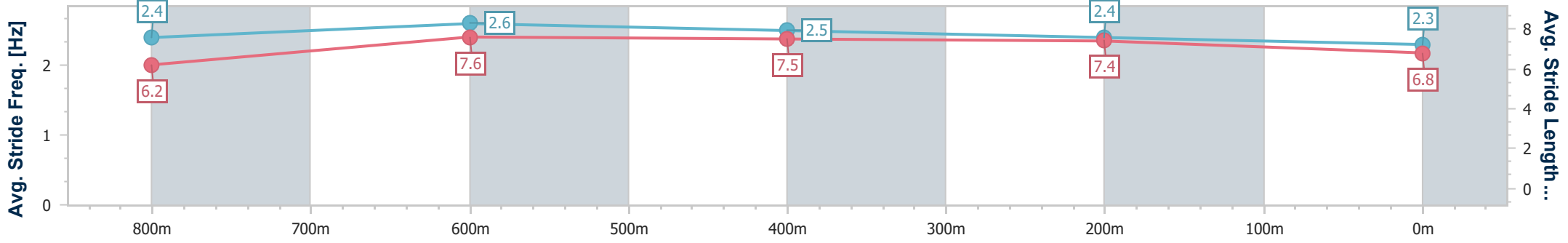
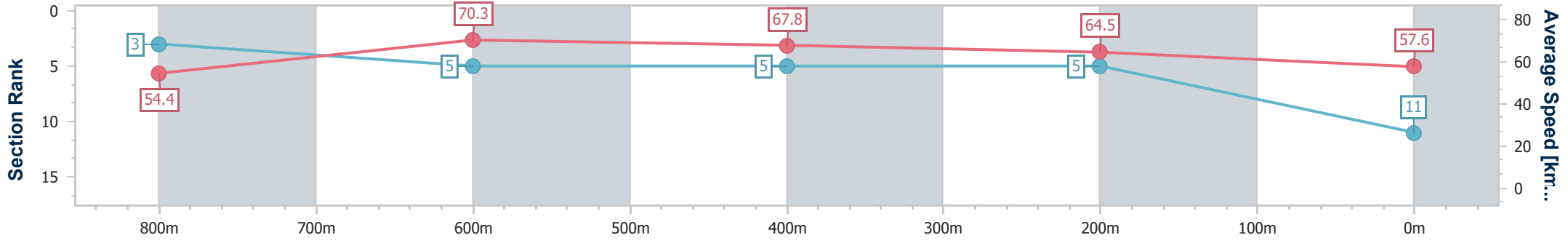
Horse/Jockey Name	Boomalina
Final Rank	11
Fastest Section Time (Section)	0:10.30 (800m)
Top Speed [km/h] (Section)	71.8 (800m)
Race State	Finished



Townsville QLD Professional
Race 6: Mitavite BM55 Handicap - 1000m
 23 April 2024 - 16:41
 Track Rating: Soft 5, Weather: Fine, Rail Position: +6m 1000m-
 W/Post; +1.5m Remainder



Section	Overall	800m	600m	400m	200m
Section Times	0:57.80 [11] (0:13.26)	0:44.54 [3] (0:10.30)	0:34.24 [5] (0:10.58)	0:23.66 [5] (0:11.15)	0:12.51 [5] (0:12.51)
Average Speed [km/h]	54.4	70.3	67.8	64.5	57.6
Top Speed [km/h]	71.8	71.8	68.9	65.7	61.1
Avg. Dist. to Rail [m]	3.5	2.0	0.7	0.3	0.2
Avg. Stride Freq. [Hz]	2.4	2.6	2.5	2.4	2.3
Avg. Stride Length [m]	6.2	7.6	7.5	7.4	6.8



- [] Ranking at each section and finish
- .-.- No data available at this section
- NA No data available



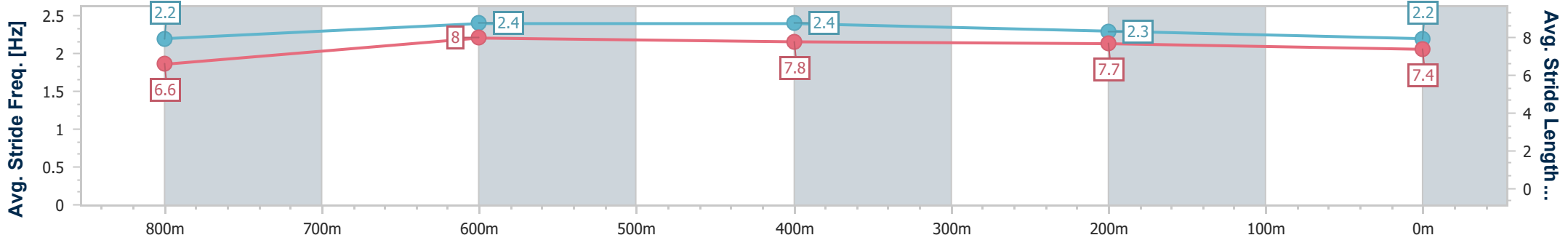
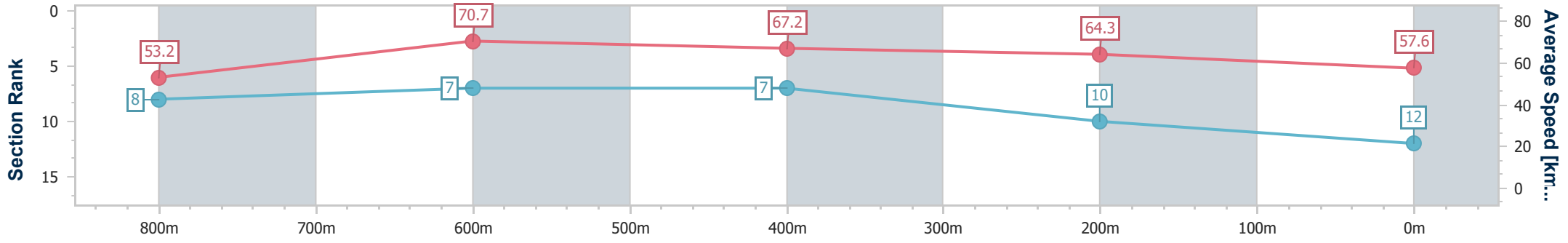
Horse/Jockey Name	Heiswoody
Final Rank	12
Fastest Section Time (Section)	0:10.20 (800m)
Top Speed [km/h] (Section)	72.2 (800m)
Race State	Finished



Townsville QLD Professional
Race 6: Mitavite BM55 Handicap - 1000m
 23 April 2024 - 16:41
 Track Rating: Soft 5, Weather: Fine, Rail Position: +6m 1000m-
 W/Post; +1.5m Remainder



Section	Overall	800m	600m	400m	200m
Section Times	0:57.98 [12] (0:13.57)	0:44.41 [8] (0:10.20)	0:34.21 [7] (0:10.57)	0:23.64 [7] (0:11.14)	0:12.50 [10] (0:12.50)
Average Speed [km/h]	53.2	70.7	67.2	64.3	57.6
Top Speed [km/h]	72.1	72.2	69.0	66.5	61.4
Avg. Dist. to Rail [m]	2.2	1.5	2.5	3.0	1.1
Avg. Stride Freq. [Hz]	2.2	2.4	2.4	2.3	2.2
Avg. Stride Length [m]	6.6	8.0	7.8	7.7	7.4



- [] Ranking at each section and finish
- .-.- No data available at this section
- NA No data available



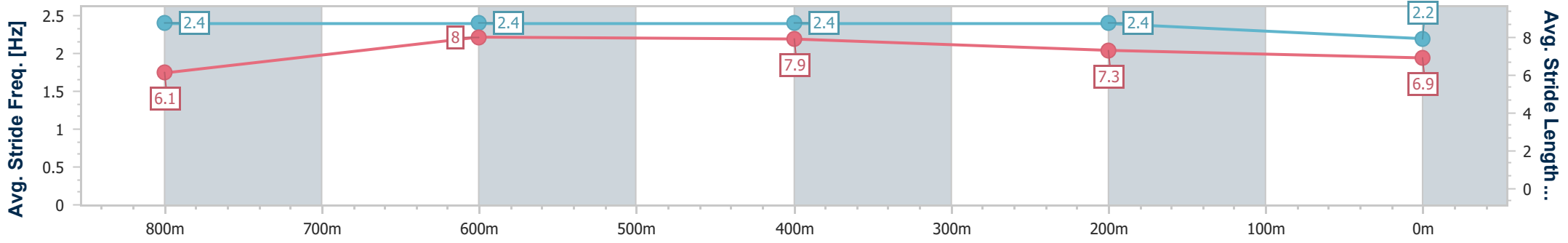
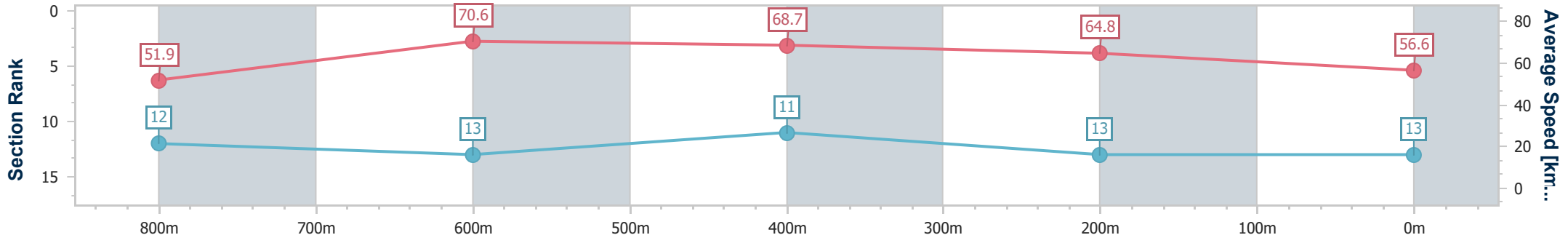
Horse/Jockey Name	Kintamani
Final Rank	13
Fastest Section Time (Section)	0:10.34 (800m)
Top Speed [km/h] (Section)	72.2 (800m)
Race State	Finished



Townsville QLD Professional
Race 6: Mitavite BM55 Handicap - 1000m
 23 April 2024 - 16:41
 Track Rating: Soft 5, Weather: Fine, Rail Position: +6m 1000m-
 W/Post; +1.5m Remainder



Section	Overall	800m	600m	400m	200m
Section Times	0:58.36 [13] (0:13.92)	0:44.44 [12] (0:10.34)	0:34.10 [13] (0:10.37)	0:23.73 [11] (0:10.98)	0:12.75 [13] (0:12.75)
Average Speed [km/h]	51.9	70.6	68.7	64.8	56.6
Top Speed [km/h]	70.7	72.2	69.2	67.6	61.7
Avg. Dist. to Rail [m]	10.1	4.3	3.1	2.7	5.6
Avg. Stride Freq. [Hz]	2.4	2.4	2.4	2.4	2.2
Avg. Stride Length [m]	6.1	8.0	7.9	7.3	6.9



- [] Ranking at each section and finish
- .-.- No data available at this section
- NA No data available