



Townsville QLD Professional

Race 4: Carnival Tickets On Sale Now BM65 Handicap - 1609m

23 April 2024 - 15:38



Track Rating: Soft 5, Weather: Fine, Rail Position: +6m 1000m-W/Post; +1.5m Remainder

| Section | | Overall | 1400m | 1200m | 1000m | 800m | 600m | 400m | Last 600m | | | | | |
|-------------|-----|----------------------------------|----------------------|----------------------|----------------------|---------------------------|---------------------------|---------------------------|---------------------------|---------------------------|---------------------------|---------------------------|------------------------|----|
| Field Times | | 1:36.89 (0:15.74) | 1:21.15 (0:12.03) | 1:09.12 (0:11.44) | 0:57.68 (0:11.51) | 0:46.17 (0:11.07) | 0:35.10 (0:11.10) | 0:24.00 (0:11.51) | 0:35.10 | | | | | |
| Rank | TAB | Horse/Jockey | Barrier | Top Speed [km/h] | Fastest Section | | | | | | | | Distance Travelled [m] | |
| 1 | 2 | MOOLOOLABA Ashley Butler | 8 | 65.9 600m | 0:11.07 800m | 1:36.89 [1] (0:16.17) | 1:20.72 [3] (0:11.62) | 1:09.10 [2] (0:11.42) | 0:57.68 [1] (0:11.51) | 0:46.17 [1] (0:11.07) | 0:35.10 [1] (0:11.10) | 0:24.00 [1] (0:11.51) | 0:35.10 | |
| 2 | 6 | JOE'S GIGGLE Scott Sheargold | 5 | 65.6 600m | 0:11.23 600m | 1:37.79 [2] (0:16.18) | 1:21.61 [4] (0:12.02) | 1:09.59 [3] (0:11.73) | 0:57.86 [3] (0:11.74) | 0:46.12 [4] (0:11.40) | 0:34.72 [4] (0:11.23) | 0:23.49 [4] (0:11.28) | 0:34.72 | +3 |
| 3 | 1 | EDIFICATION Graham Kliese | 1 | 65.3 400m | 0:11.22 400m | 1:37.81 [3] (0:16.41) | 1:21.40 [6] (0:12.22) | 1:09.18 [6] (0:11.68) | 0:57.50 [6] (0:11.70) | 0:45.80 [6] (0:11.28) | 0:34.52 [5] (0:11.37) | 0:23.15 [6] (0:11.22) | 0:34.52 | -6 |
| 4 | 4 | MONASTERY Carl Spry | 7 | 65.9 800m | 0:11.33 800m | 1:37.95 [4] (0:15.74) | 1:22.21 [1] (0:12.03) | 1:10.18 [1] (0:11.76) | 0:58.42 [2] (0:11.79) | 0:46.63 [2] (0:11.33) | 0:35.30 [2] (0:11.41) | 0:23.89 [2] (0:11.56) | 0:35.30 | +6 |
| 5 | 3 | COOLMEANS Frank Edwards | 3 | 64.6 600m | 0:11.15 600m | 1:38.11 [5] (0:16.06) | 1:22.05 [2] (0:12.19) | 1:09.86 [4] (0:11.69) | 0:58.17 [4] (0:11.67) | 0:46.50 [3] (0:11.36) | 0:35.14 [3] (0:11.15) | 0:23.99 [3] (0:11.42) | 0:35.14 | -3 |
| 6 | 5 | BATTALION Nathan Thomas | 2 | 63.9 800m | 0:11.35 600m | 1:38.34 [6] (0:16.35) | 1:21.99 [5] (0:12.11) | 1:09.88 [5] (0:11.79) | 0:58.09 [5] (0:11.71) | 0:46.38 [5] (0:11.39) | 0:34.99 [6] (0:11.35) | 0:23.64 [7] (0:11.48) | 0:34.99 | -2 |
| 7 | 7 | SACRED LEGACY Chris Whiteley | 4 | 65.8 600m | 0:11.13 600m | 1:38.36 [7] (0:16.65) | 1:21.71 [7] (0:12.21) | 1:09.50 [8] (0:11.66) | 0:57.84 [8] (0:11.61) | 0:46.23 [7] (0:11.33) | 0:34.90 [7] (0:11.13) | 0:23.77 [5] (0:11.38) | 0:34.90 | +2 |
| 8 | 9 | PLUCKERCARN Chelsea Jovic | 6 | 65.1 600m | 0:11.27 600m | 1:38.93 [8] (0:16.77) | 1:22.16 [8] (0:11.94) | 1:10.22 [7] (0:11.68) | 0:58.54 [7] (0:11.77) | 0:46.77 [8] (0:11.40) | 0:35.37 [8] (0:11.27) | 0:24.10 [8] (0:11.37) | 0:35.37 | +7 |
| 9 | 8 | CONQUERING JUDAS Isabella Teh | 9 | 66.0 800m | 0:11.30 600m | 1:39.31 [9] (0:17.05) | 1:22.26 [9] (0:11.93) | 1:10.33 [9] (0:11.81) | 0:58.52 [9] (0:11.68) | 0:46.84 [9] (0:11.35) | 0:35.49 [10] (0:11.30) | 0:24.19 [10] (0:11.71) | 0:35.49 | +4 |
| 10 | 10 | SEBROSSA Jackson Murphy | 10 | 65.4 800m | 0:11.16 600m | 1:39.36 [10] (0:17.14) | 1:22.22 [10] (0:12.09) | 1:10.13 [10] (0:11.79) | 0:58.34 [10] (0:11.47) | 0:46.87 [10] (0:11.20) | 0:35.67 [9] (0:11.16) | 0:24.51 [9] (0:11.59) | 0:35.67 | +1 |

[] Ranking at each section and finish
 -:-:- No data available at this section
 NA No data available

SCN Saddle cloth number
 DNF Did not finish
 DNT Did not track



Townsville QLD Professional

Race 4: Carnival Tickets On Sale Now BM65 Handicap - 1609m

23 April 2024 - 15:38



Track Rating: Soft 5, Weather: Fine, Rail Position: +6m 1000m-W/Post; +1.5m Remainder

| Section | | | | | | | 200m | | | Last 600m |
|-------------|-----|---|---------|------------------|-----------------|---------------------------|-----------|--|------------------------|-----------|
| Field Times | | | | | | | 0:12.49 | | | 0:35.10 |
| | | | | | | | (0:12.49) | | | |
| Rank | TAB | Horse/Jockey | Barrier | Top Speed [km/h] | Fastest Section | Margin | | | Distance Travelled [m] | |
| 1 | 2 | MOOLOOLABA Ashley Butler | 8 | 65.9 600m | 0:11.07 800m | 0:12.49 [1] (0:12.49) | 1:36.89 | | 0:35.10 | |
| 2 | 6 | JOE'S GIGGLE Scott Sheargold | 5 | 65.6 600m | 0:11.23 600m | 0:12.21 [3] (0:12.21) | 5.32L | | 0:34.72 +3 | |
| 3 | 1 | EDIFICATION Graham Kliese | 1 | 65.3 400m | 0:11.22 400m | 0:11.93 [5] (0:11.93) | 5.38L | | 0:34.52 -6 | |
| 4 | 4 | MONASTERY Carl Spry | 7 | 65.9 800m | 0:11.33 800m | 0:12.33 [4] (0:12.33) | 6.25L | | 0:35.30 +6 | |
| 5 | 3 | COOLMEANS Frank Edwards | 3 | 64.6 600m | 0:11.15 600m | 0:12.57 [2] (0:12.57) | 7.17L | | 0:35.14 -3 | |
| 6 | 5 | BATTALION Nathan Thomas | 2 | 63.9 800m | 0:11.35 600m | 0:12.16 [7] (0:12.16) | 8.54L | | 0:34.99 -2 | |
| 7 | 7 | SACRED LEGACY Chris Whiteley | 4 | 65.8 600m | 0:11.13 600m | 0:12.39 [6] (0:12.39) | 8.62L | | 0:34.90 +2 | |
| 8 | 9 | PLUCKERCARN Chelsea Jokic | 6 | 65.1 600m | 0:11.27 600m | 0:12.73 [8] (0:12.73) | 12L | | 0:35.37 +7 | |
| 9 | 8 | CONQUERING JUDAS Isabella Teh | 9 | 66.0 800m | 0:11.30 600m | 0:12.48 [10] (0:12.48) | 14.25L | | 0:35.49 +4 | |
| 10 | 10 | SEBROSSA Jackson Murphy | 10 | 65.4 800m | 0:11.16 600m | 0:12.92 [9] (0:12.92) | 14.54L | | 0:35.67 +1 | |

[] Ranking at each section and finish
 -:-:- No data available at this section
 NA No data available

SCN Saddle cloth number
 DNF Did not finish
 DNT Did not track



| | |
|--------------------------------|----------------|
| Horse/Jockey Name | Mooloolaba |
| Final Rank | 1 |
| Fastest Section Time (Section) | 0:11.07 (800m) |
| Top Speed [km/h] (Section) | 65.9 (600m) |
| Race State | Finished |



Townsville QLD Professional

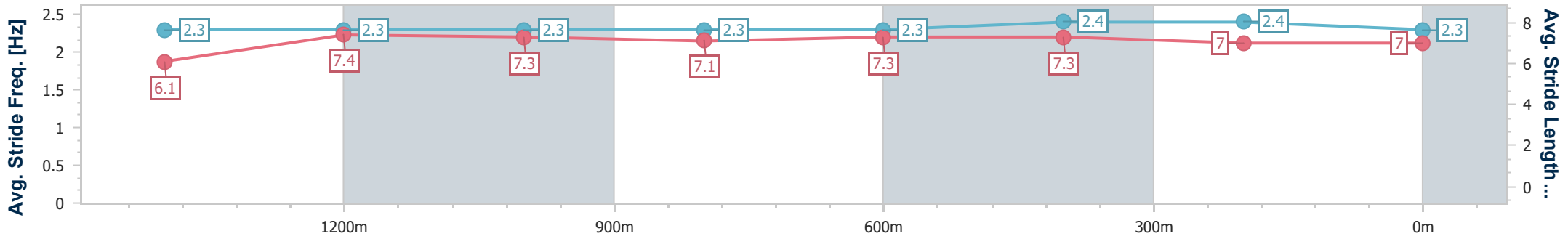
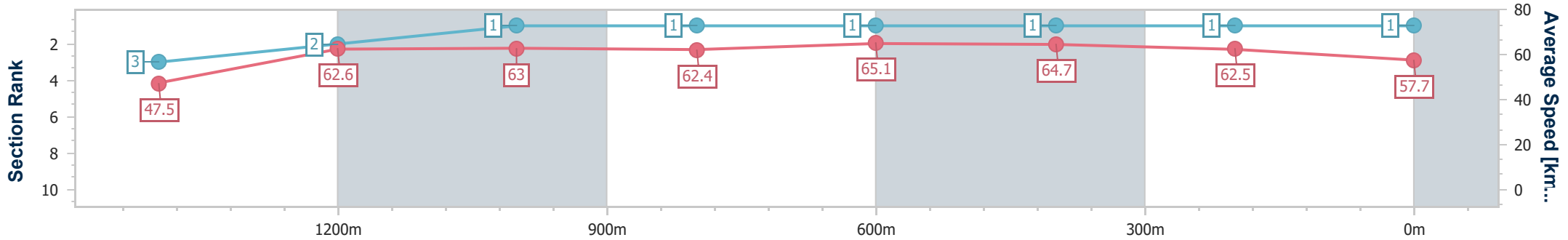
Race 4: Carnival Tickets On Sale Now BM65 Handicap - 1609m

23 April 2024 - 15:38

Track Rating: Soft 5, Weather: Fine, Rail Position: +6m 1000m-
W/Post; +1.5m Remainder



| Section | Overall | 1400m | 1200m | 1000m | 800m | 600m | 400m | 200m |
|------------------------|--------------------------|--------------------------|--------------------------|--------------------------|--------------------------|--------------------------|--------------------------|--------------------------|
| Section Times | 1:36.89 [1] (0:16.17) | 1:20.72 [3] (0:11.62) | 1:09.10 [2] (0:11.42) | 0:57.68 [1] (0:11.51) | 0:46.17 [1] (0:11.07) | 0:35.10 [1] (0:11.10) | 0:24.00 [1] (0:11.51) | 0:12.49 [1] (0:12.49) |
| Average Speed [km/h] | 47.5 | 62.6 | 63.0 | 62.4 | 65.1 | 64.7 | 62.5 | 57.7 |
| Top Speed [km/h] | 62.6 | 63.8 | 64.2 | 64.3 | 65.7 | 65.9 | 63.9 | 60.8 |
| Avg. Dist. to Rail [m] | 9.9 | 3.4 | 1.2 | 0.4 | 0.4 | 0.5 | 0.3 | 1.3 |
| Avg. Stride Freq. [Hz] | 2.3 | 2.3 | 2.3 | 2.3 | 2.3 | 2.4 | 2.4 | 2.3 |
| Avg. Stride Length [m] | 6.1 | 7.4 | 7.3 | 7.1 | 7.3 | 7.3 | 7.0 | 7.0 |



- [] Ranking at each section and finish
- .-.- No data available at this section
- NA No data available



| | |
|--------------------------------|----------------|
| Horse/Jockey Name | Joe's Giggle |
| Final Rank | 2 |
| Fastest Section Time (Section) | 0:11.23 (600m) |
| Top Speed [km/h] (Section) | 65.6 (600m) |
| Race State | Finished |



Townsville QLD Professional

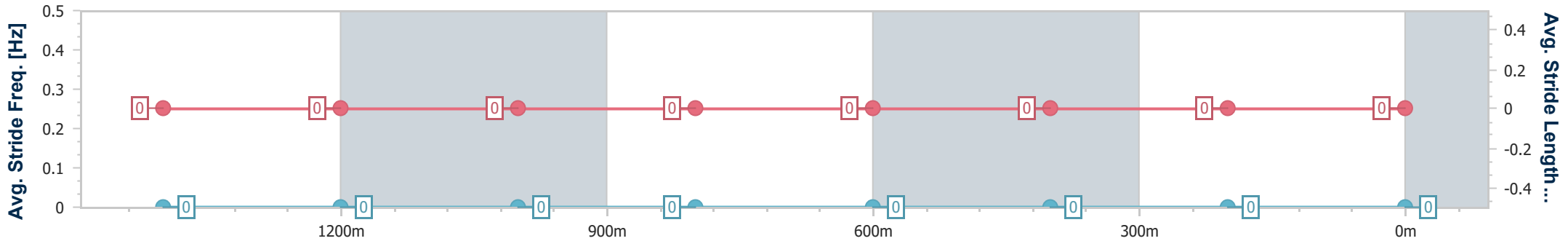
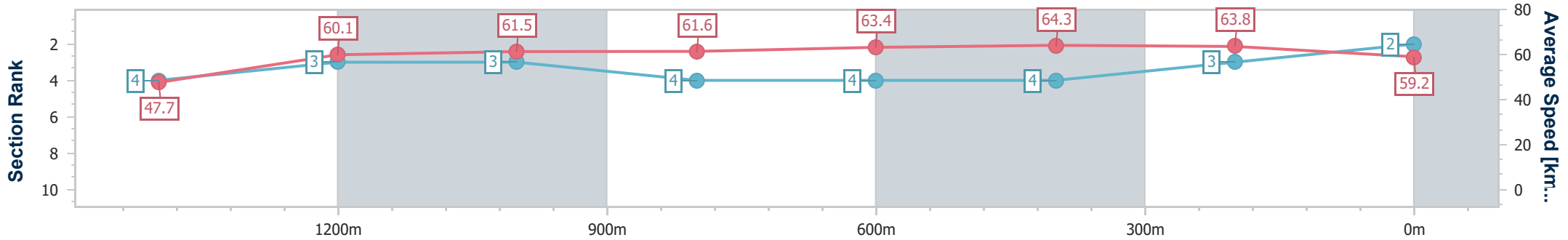
Race 4: Carnival Tickets On Sale Now BM65 Handicap - 1609m

23 April 2024 - 15:38

Track Rating: Soft 5, Weather: Fine, Rail Position: +6m 1000m-W/Post; +1.5m Remainder



| Section | Overall | 1400m | 1200m | 1000m | 800m | 600m | 400m | 200m | | | | | | |
|------------------------|--------------------------|--------------------------|--------------------------|--------------------------|--------------------------|--------------------------|--------------------------|--------------------------|--|--|--|--|--|--|
| Section Times | 1:37.79 [2] (0:16.18) | 1:21.61 [4] (0:12.02) | 1:09.59 [3] (0:11.73) | 0:57.86 [3] (0:11.74) | 0:46.12 [4] (0:11.40) | 0:34.72 [4] (0:11.23) | 0:23.49 [4] (0:11.28) | 0:12.21 [3] (0:12.21) | | | | | | |
| Average Speed [km/h] | 47.7 | 60.1 | 61.5 | 61.6 | 63.4 | 64.3 | 63.8 | 59.2 | | | | | | |
| Top Speed [km/h] | 62.5 | 62.0 | 62.5 | 63.8 | 64.9 | 65.6 | 65.5 | 62.3 | | | | | | |
| Avg. Dist. to Rail [m] | 8.6 | 2.3 | 1.0 | 1.0 | 1.0 | 0.5 | 1.2 | 2.4 | | | | | | |
| Avg. Stride Freq. [Hz] | -- | -- | -- | -- | -- | -- | -- | -- | | | | | | |
| Avg. Stride Length [m] | -- | -- | -- | -- | -- | -- | -- | -- | | | | | | |



- [] Ranking at each section and finish
- No data available at this section
- NA No data available



| | |
|--------------------------------|----------------|
| Horse/Jockey Name | Edification |
| Final Rank | 3 |
| Fastest Section Time (Section) | 0:11.22 (400m) |
| Top Speed [km/h] (Section) | 65.3 (400m) |
| Race State | Finished |



Townsville QLD Professional

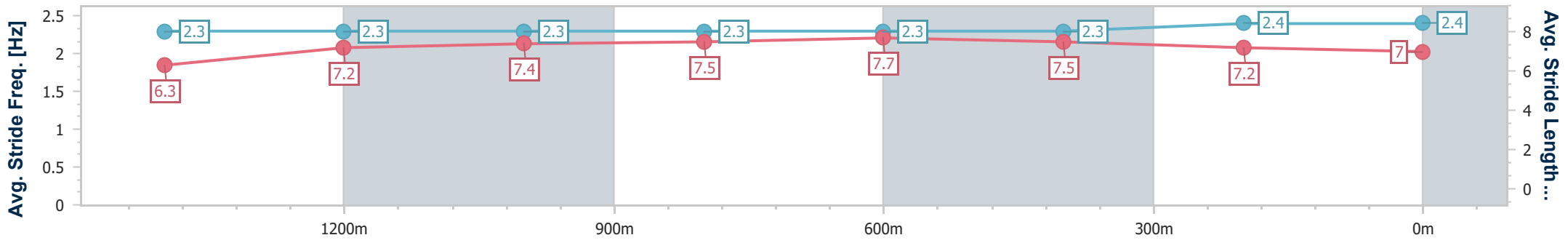
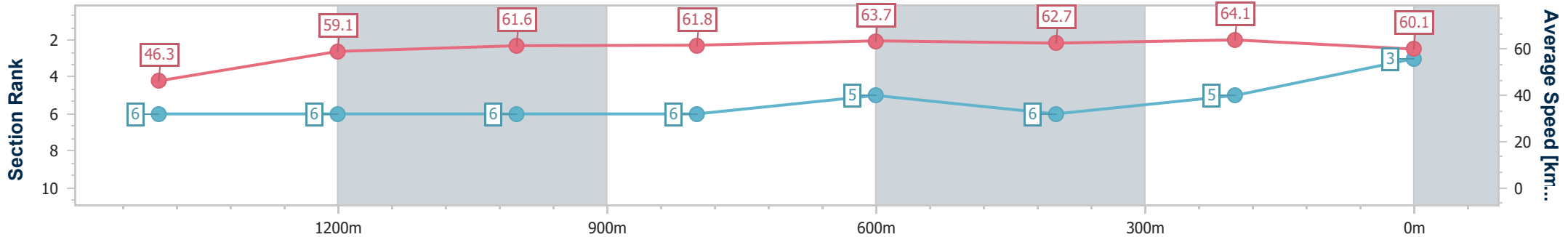
Race 4: Carnival Tickets On Sale Now BM65 Handicap - 1609m

23 April 2024 - 15:38

Track Rating: Soft 5, Weather: Fine, Rail Position: +6m 1000m-
W/Post; +1.5m Remainder



| Section | Overall | 1400m | 1200m | 1000m | 800m | 600m | 400m | 200m | | | | | |
|------------------------|--------------------------|--------------------------|--------------------------|--------------------------|--------------------------|--------------------------|--------------------------|--------------------------|--|--|--|--|--|
| Section Times | 1:37.81 [3] (0:16.41) | 1:21.40 [6] (0:12.22) | 1:09.18 [6] (0:11.68) | 0:57.50 [6] (0:11.70) | 0:45.80 [6] (0:11.28) | 0:34.52 [5] (0:11.37) | 0:23.15 [6] (0:11.22) | 0:11.93 [5] (0:11.93) | | | | | |
| Average Speed [km/h] | 46.3 | 59.1 | 61.6 | 61.8 | 63.7 | 62.7 | 64.1 | 60.1 | | | | | |
| Top Speed [km/h] | 61.9 | 61.9 | 62.3 | 63.0 | 64.7 | 64.5 | 65.3 | 63.6 | | | | | |
| Avg. Dist. to Rail [m] | 4.2 | 1.4 | 0.9 | 1.3 | 1.0 | 2.4 | 2.0 | 4.4 | | | | | |
| Avg. Stride Freq. [Hz] | 2.3 | 2.3 | 2.3 | 2.3 | 2.3 | 2.3 | 2.4 | 2.4 | | | | | |
| Avg. Stride Length [m] | 6.3 | 7.2 | 7.4 | 7.5 | 7.7 | 7.5 | 7.2 | 7.0 | | | | | |



- [] Ranking at each section and finish
- .-.- No data available at this section
- NA No data available



| | |
|--------------------------------|----------------|
| Horse/Jockey Name | Monastery |
| Final Rank | 4 |
| Fastest Section Time (Section) | 0:11.33 (800m) |
| Top Speed [km/h] (Section) | 65.9 (800m) |
| Race State | Finished |



Townsville QLD Professional

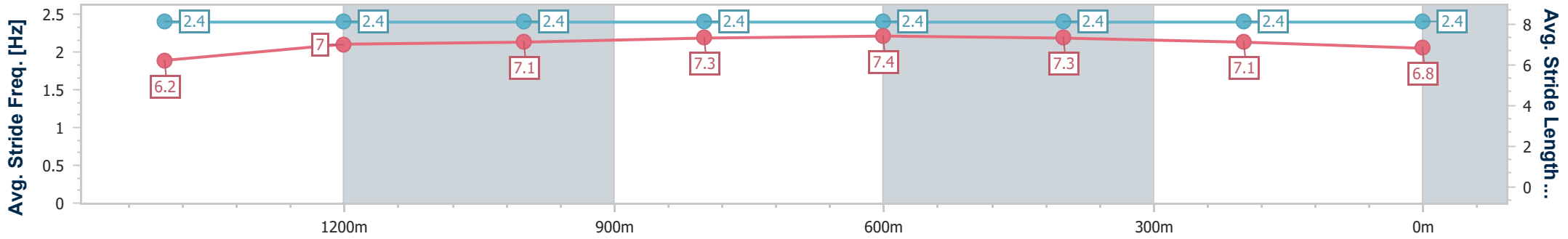
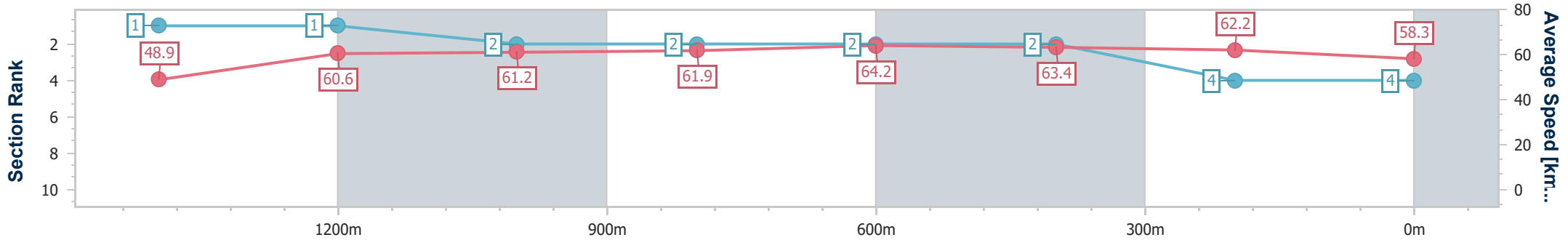
Race 4: Carnival Tickets On Sale Now BM65 Handicap - 1609m

23 April 2024 - 15:38

Track Rating: Soft 5, Weather: Fine, Rail Position: +6m 1000m-
W/Post; +1.5m Remainder



| Section | Overall | 1400m | 1200m | 1000m | 800m | 600m | 400m | 200m | | | | | | |
|------------------------|--------------------------|--------------------------|--------------------------|--------------------------|--------------------------|--------------------------|--------------------------|--------------------------|--|--|--|--|--|--|
| Section Times | 1:37.95 [4] (0:15.74) | 1:22.21 [1] (0:12.03) | 1:10.18 [1] (0:11.76) | 0:58.42 [2] (0:11.79) | 0:46.63 [2] (0:11.33) | 0:35.30 [2] (0:11.41) | 0:23.89 [2] (0:11.56) | 0:12.33 [4] (0:12.33) | | | | | | |
| Average Speed [km/h] | 48.9 | 60.6 | 61.2 | 61.9 | 64.2 | 63.4 | 62.2 | 58.3 | | | | | | |
| Top Speed [km/h] | 64.2 | 64.0 | 63.3 | 64.1 | 65.9 | 64.4 | 63.2 | 61.9 | | | | | | |
| Avg. Dist. to Rail [m] | 9.2 | 3.4 | 2.1 | 2.7 | 1.9 | 0.6 | 0.3 | 1.3 | | | | | | |
| Avg. Stride Freq. [Hz] | 2.4 | 2.4 | 2.4 | 2.4 | 2.4 | 2.4 | 2.4 | 2.4 | | | | | | |
| Avg. Stride Length [m] | 6.2 | 7.0 | 7.1 | 7.3 | 7.4 | 7.3 | 7.1 | 6.8 | | | | | | |



- [] Ranking at each section and finish
- .-.- No data available at this section
- NA No data available



| | |
|--------------------------------|----------------|
| Horse/Jockey Name | Coolmeans |
| Final Rank | 5 |
| Fastest Section Time (Section) | 0:11.15 (600m) |
| Top Speed [km/h] (Section) | 64.6 (600m) |
| Race State | Finished |



Townsville QLD Professional

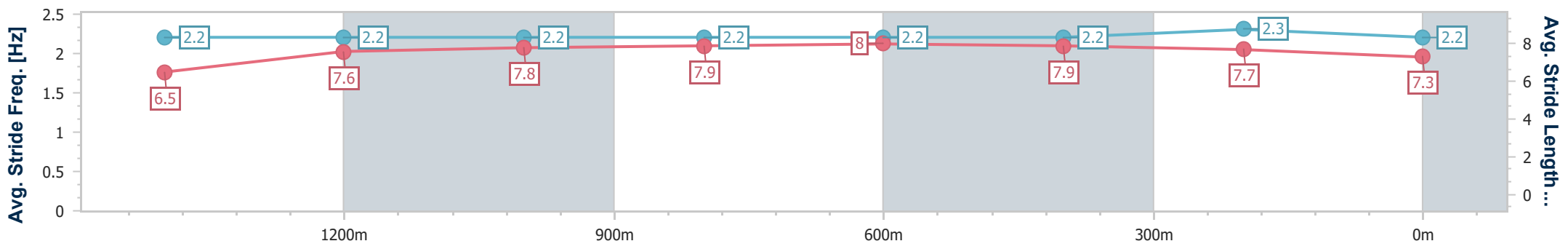
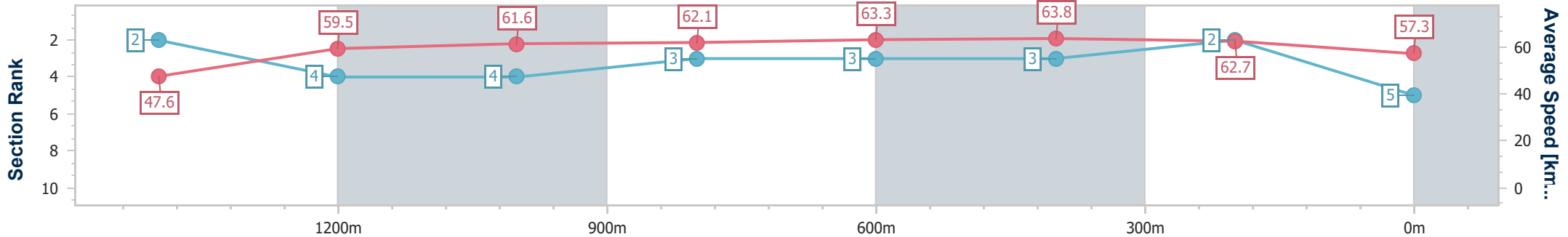
Race 4: Carnival Tickets On Sale Now BM65 Handicap - 1609m

23 April 2024 - 15:38

Track Rating: Soft 5, Weather: Fine, Rail Position: +6m 1000m-
W/Post; +1.5m Remainder



| Section | Overall | 1400m | 1200m | 1000m | 800m | 600m | 400m | 200m | | | | | | |
|------------------------|--------------------------|--------------------------|--------------------------|--------------------------|--------------------------|--------------------------|--------------------------|--------------------------|--|--|--|--|--|--|
| Section Times | 1:38.11 [5] (0:16.06) | 1:22.05 [2] (0:12.19) | 1:09.86 [4] (0:11.69) | 0:58.17 [4] (0:11.67) | 0:46.50 [3] (0:11.36) | 0:35.14 [3] (0:11.15) | 0:23.99 [3] (0:11.42) | 0:12.57 [2] (0:12.57) | | | | | | |
| Average Speed [km/h] | 47.6 | 59.5 | 61.6 | 62.1 | 63.3 | 63.8 | 62.7 | 57.3 | | | | | | |
| Top Speed [km/h] | 62.1 | 61.2 | 62.1 | 63.7 | 64.1 | 64.6 | 63.8 | 61.7 | | | | | | |
| Avg. Dist. to Rail [m] | 6.6 | 2.0 | 1.1 | 1.7 | 0.7 | 2.2 | 2.1 | 0.7 | | | | | | |
| Avg. Stride Freq. [Hz] | 2.2 | 2.2 | 2.2 | 2.2 | 2.2 | 2.2 | 2.3 | 2.2 | | | | | | |
| Avg. Stride Length [m] | 6.5 | 7.6 | 7.8 | 7.9 | 8.0 | 7.9 | 7.7 | 7.3 | | | | | | |



- [] Ranking at each section and finish
- .-.- No data available at this section
- NA No data available



| | |
|--------------------------------|----------------|
| Horse/Jockey Name | Battalion |
| Final Rank | 6 |
| Fastest Section Time (Section) | 0:11.35 (600m) |
| Top Speed [km/h] (Section) | 63.9 (800m) |
| Race State | Finished |



Townsville QLD Professional

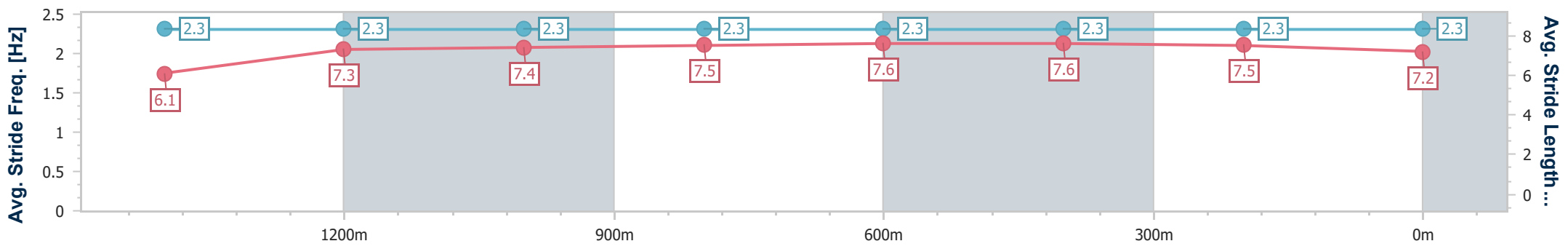
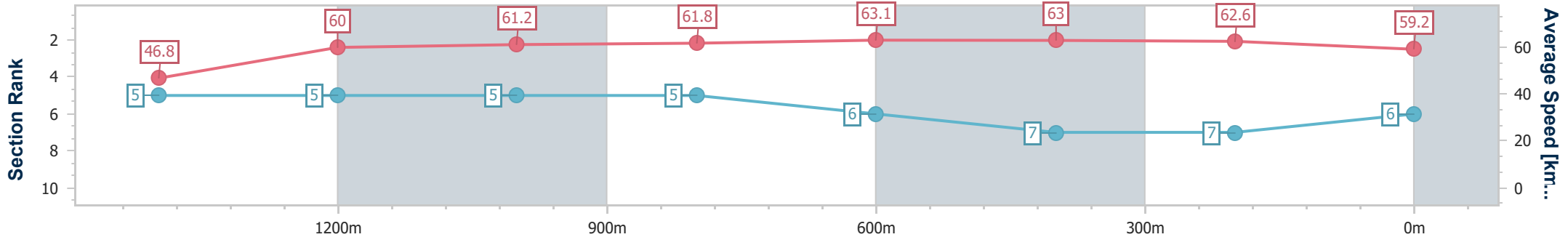
Race 4: Carnival Tickets On Sale Now BM65 Handicap - 1609m

23 April 2024 - 15:38

Track Rating: Soft 5, Weather: Fine, Rail Position: +6m 1000m-
W/Post; +1.5m Remainder



| Section | Overall | 1400m | 1200m | 1000m | 800m | 600m | 400m | 200m | | | | | | |
|------------------------|--------------------------|--------------------------|--------------------------|--------------------------|--------------------------|--------------------------|--------------------------|--------------------------|--|--|--|--|--|--|
| Section Times | 1:38.34 [6] (0:16.35) | 1:21.99 [5] (0:12.11) | 1:09.88 [5] (0:11.79) | 0:58.09 [5] (0:11.71) | 0:46.38 [5] (0:11.39) | 0:34.99 [6] (0:11.35) | 0:23.64 [7] (0:11.48) | 0:12.16 [7] (0:12.16) | | | | | | |
| Average Speed [km/h] | 46.8 | 60.0 | 61.2 | 61.8 | 63.1 | 63.0 | 62.6 | 59.2 | | | | | | |
| Top Speed [km/h] | 62.9 | 62.0 | 62.1 | 63.2 | 63.9 | 63.8 | 63.3 | 62.5 | | | | | | |
| Avg. Dist. to Rail [m] | 6.4 | 2.7 | 1.3 | 0.9 | 0.6 | 1.4 | 1.2 | 0.9 | | | | | | |
| Avg. Stride Freq. [Hz] | 2.3 | 2.3 | 2.3 | 2.3 | 2.3 | 2.3 | 2.3 | 2.3 | | | | | | |
| Avg. Stride Length [m] | 6.1 | 7.3 | 7.4 | 7.5 | 7.6 | 7.6 | 7.5 | 7.2 | | | | | | |



- [] Ranking at each section and finish
- .-.- No data available at this section
- NA No data available



| | |
|--------------------------------|----------------|
| Horse/Jockey Name | Sacred Legacy |
| Final Rank | 7 |
| Fastest Section Time (Section) | 0:11.13 (600m) |
| Top Speed [km/h] (Section) | 65.8 (600m) |
| Race State | Finished |



Townsville QLD Professional

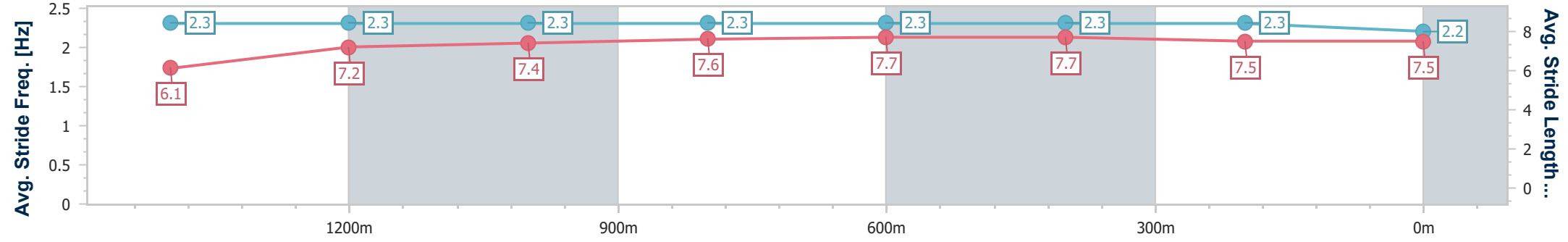
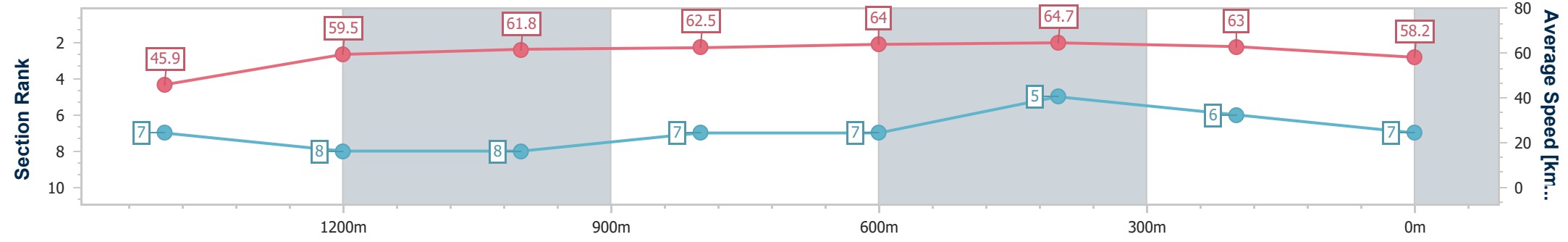
Race 4: Carnival Tickets On Sale Now BM65 Handicap - 1609m

23 April 2024 - 15:38

Track Rating: Soft 5, Weather: Fine, Rail Position: +6m 1000m-
W/Post; +1.5m Remainder



| Section | Overall | 1400m | 1200m | 1000m | 800m | 600m | 400m | 200m | | | | | |
|------------------------|--------------------------|--------------------------|--------------------------|--------------------------|--------------------------|--------------------------|--------------------------|--------------------------|--|--|--|--|--|
| Section Times | 1:38.36 [7] (0:16.65) | 1:21.71 [7] (0:12.21) | 1:09.50 [8] (0:11.66) | 0:57.84 [8] (0:11.61) | 0:46.23 [7] (0:11.33) | 0:34.90 [7] (0:11.13) | 0:23.77 [5] (0:11.38) | 0:12.39 [6] (0:12.39) | | | | | |
| Average Speed [km/h] | 45.9 | 59.5 | 61.8 | 62.5 | 64.0 | 64.7 | 63.0 | 58.2 | | | | | |
| Top Speed [km/h] | 60.9 | 61.9 | 62.8 | 63.0 | 64.9 | 65.8 | 64.8 | 61.6 | | | | | |
| Avg. Dist. to Rail [m] | 7.4 | 2.1 | 1.3 | 2.1 | 1.1 | 0.6 | 1.8 | 4.6 | | | | | |
| Avg. Stride Freq. [Hz] | 2.3 | 2.3 | 2.3 | 2.3 | 2.3 | 2.3 | 2.3 | 2.2 | | | | | |
| Avg. Stride Length [m] | 6.1 | 7.2 | 7.4 | 7.6 | 7.7 | 7.7 | 7.5 | 7.5 | | | | | |



- [] Ranking at each section and finish
- .-.- No data available at this section
- NA No data available



| | |
|--------------------------------|----------------|
| Horse/Jockey Name | Pluckercarn |
| Final Rank | 8 |
| Fastest Section Time (Section) | 0:11.27 (600m) |
| Top Speed [km/h] (Section) | 65.1 (600m) |
| Race State | Finished |



Townsville QLD Professional

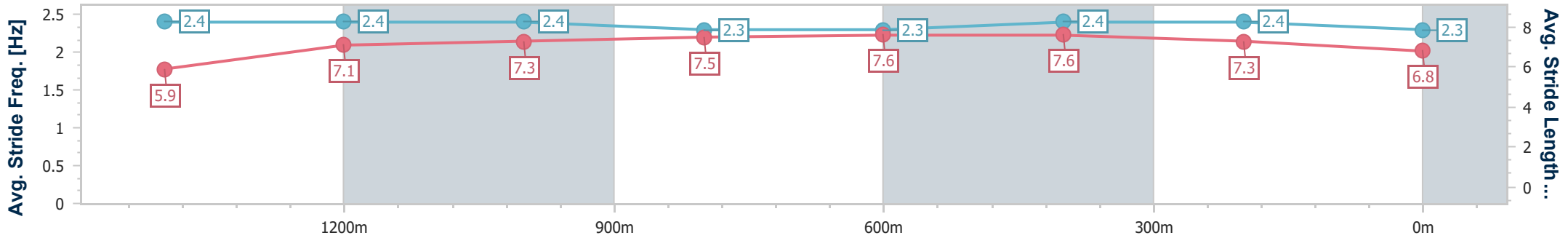
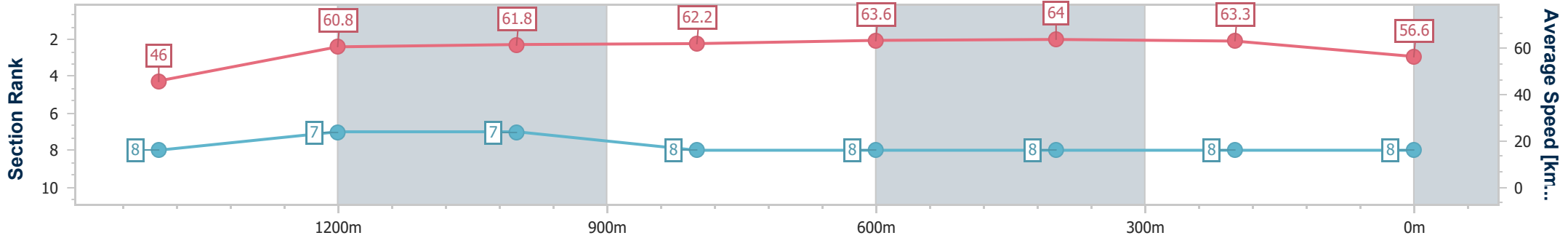
Race 4: Carnival Tickets On Sale Now BM65 Handicap - 1609m

23 April 2024 - 15:38

Track Rating: Soft 5, Weather: Fine, Rail Position: +6m 1000m-
W/Post; +1.5m Remainder



| Section | Overall | 1400m | 1200m | 1000m | 800m | 600m | 400m | 200m | | | | | |
|------------------------|--------------------------|--------------------------|--------------------------|--------------------------|--------------------------|--------------------------|--------------------------|--------------------------|--|--|--|--|--|
| Section Times | 1:38.93 [8] (0:16.77) | 1:22.16 [8] (0:11.94) | 1:10.22 [7] (0:11.68) | 0:58.54 [7] (0:11.77) | 0:46.77 [8] (0:11.40) | 0:35.37 [8] (0:11.27) | 0:24.10 [8] (0:11.37) | 0:12.73 [8] (0:12.73) | | | | | |
| Average Speed [km/h] | 46.0 | 60.8 | 61.8 | 62.2 | 63.6 | 64.0 | 63.3 | 56.6 | | | | | |
| Top Speed [km/h] | 62.2 | 62.9 | 63.5 | 62.6 | 65.1 | 65.1 | 64.3 | 62.3 | | | | | |
| Avg. Dist. to Rail [m] | 9.6 | 3.5 | 2.6 | 3.3 | 1.8 | 0.6 | 1.7 | 3.2 | | | | | |
| Avg. Stride Freq. [Hz] | 2.4 | 2.4 | 2.4 | 2.3 | 2.3 | 2.4 | 2.4 | 2.3 | | | | | |
| Avg. Stride Length [m] | 5.9 | 7.1 | 7.3 | 7.5 | 7.6 | 7.6 | 7.3 | 6.8 | | | | | |



- [] Ranking at each section and finish
- .-.- No data available at this section
- NA No data available



| | |
|--------------------------------|------------------|
| Horse/Jockey Name | Conquering Judas |
| Final Rank | 9 |
| Fastest Section Time (Section) | 0:11.30 (600m) |
| Top Speed [km/h] (Section) | 66.0 (800m) |
| Race State | Finished |



Townsville QLD Professional

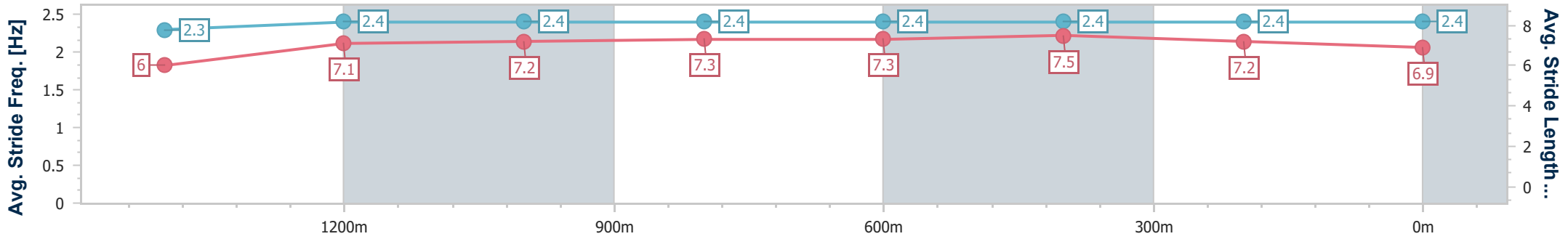
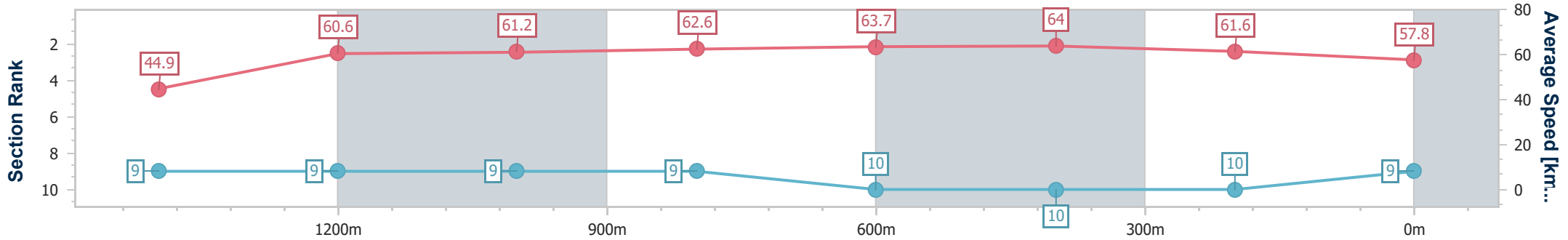
Race 4: Carnival Tickets On Sale Now BM65 Handicap - 1609m

23 April 2024 - 15:38

Track Rating: Soft 5, Weather: Fine, Rail Position: +6m 1000m-W/Post; +1.5m Remainder



| Section | Overall | 1400m | 1200m | 1000m | 800m | 600m | 400m | 200m | | | | | | |
|------------------------|--------------------------|--------------------------|--------------------------|--------------------------|--------------------------|---------------------------|---------------------------|---------------------------|--|--|--|--|--|--|
| Section Times | 1:39.31 [9] (0:17.05) | 1:22.26 [9] (0:11.93) | 1:10.33 [9] (0:11.81) | 0:58.52 [9] (0:11.68) | 0:46.84 [9] (0:11.35) | 0:35.49 [10] (0:11.30) | 0:24.19 [10] (0:11.71) | 0:12.48 [10] (0:12.48) | | | | | | |
| Average Speed [km/h] | 44.9 | 60.6 | 61.2 | 62.6 | 63.7 | 64.0 | 61.6 | 57.8 | | | | | | |
| Top Speed [km/h] | 59.8 | 62.1 | 62.4 | 63.9 | 66.0 | 64.9 | 62.3 | 60.4 | | | | | | |
| Avg. Dist. to Rail [m] | 8.2 | 3.4 | 4.0 | 2.7 | 1.5 | 0.9 | 2.8 | 6.1 | | | | | | |
| Avg. Stride Freq. [Hz] | 2.3 | 2.4 | 2.4 | 2.4 | 2.4 | 2.4 | 2.4 | 2.4 | | | | | | |
| Avg. Stride Length [m] | 6.0 | 7.1 | 7.2 | 7.3 | 7.3 | 7.5 | 7.2 | 6.9 | | | | | | |



- [] Ranking at each section and finish
- .-.- No data available at this section
- NA No data available



| | |
|--------------------------------|----------------|
| Horse/Jockey Name | Sebrossa |
| Final Rank | 10 |
| Fastest Section Time (Section) | 0:11.16 (600m) |
| Top Speed [km/h] (Section) | 65.4 (800m) |
| Race State | Finished |



Townsville QLD Professional

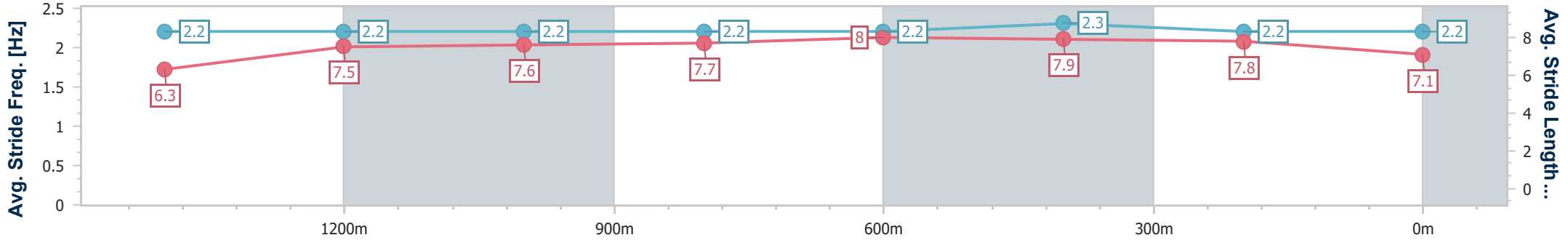
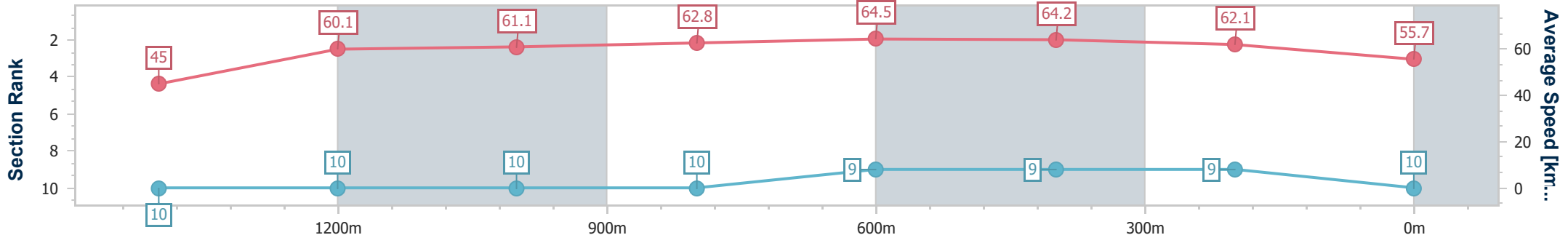
Race 4: Carnival Tickets On Sale Now BM65 Handicap - 1609m

23 April 2024 - 15:38

Track Rating: Soft 5, Weather: Fine, Rail Position: +6m 1000m-
W/Post; +1.5m Remainder



| Section | Overall | 1400m | 1200m | 1000m | 800m | 600m | 400m | 200m | | | | | | |
|------------------------|---------------------------|---------------------------|---------------------------|---------------------------|---------------------------|--------------------------|--------------------------|--------------------------|--|--|--|--|--|--|
| Section Times | 1:39.36 [10] (0:17.14) | 1:22.22 [10] (0:12.09) | 1:10.13 [10] (0:11.79) | 0:58.34 [10] (0:11.47) | 0:46.87 [10] (0:11.20) | 0:35.67 [9] (0:11.16) | 0:24.51 [9] (0:11.59) | 0:12.92 [9] (0:12.92) | | | | | | |
| Average Speed [km/h] | 45.0 | 60.1 | 61.1 | 62.8 | 64.5 | 64.2 | 62.1 | 55.7 | | | | | | |
| Top Speed [km/h] | 60.2 | 61.7 | 62.0 | 64.3 | 65.4 | 64.9 | 63.9 | 60.9 | | | | | | |
| Avg. Dist. to Rail [m] | 10.3 | 3.8 | 1.7 | 0.7 | 0.5 | 0.6 | 0.3 | 0.7 | | | | | | |
| Avg. Stride Freq. [Hz] | 2.2 | 2.2 | 2.2 | 2.2 | 2.2 | 2.3 | 2.2 | 2.2 | | | | | | |
| Avg. Stride Length [m] | 6.3 | 7.5 | 7.6 | 7.7 | 8.0 | 7.9 | 7.8 | 7.1 | | | | | | |



- [] Ranking at each section and finish
- .-.- No data available at this section
- NA No data available